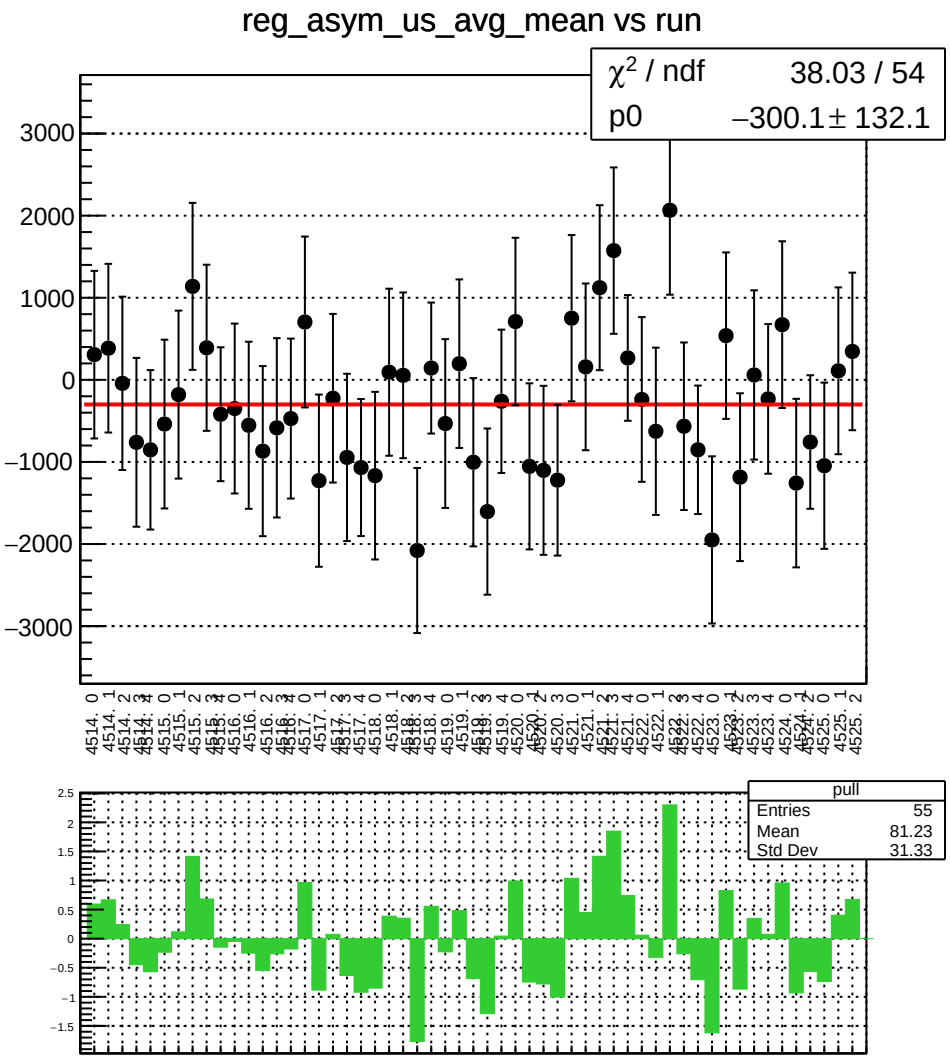
reg_asym_us_avg_mean vs run
χ^2 / ndf 38.03 / 54
p0 −300.1 ± 132.1
pull
Entries 55
Mean 81.23
Std Dev 31.33

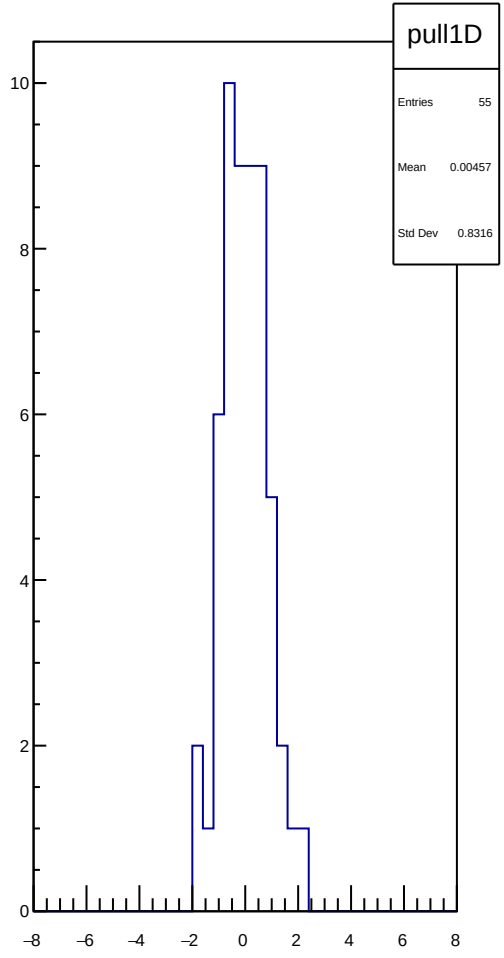
pull1D
Entries 55
Mean 0.00457
Std Dev 0.8316

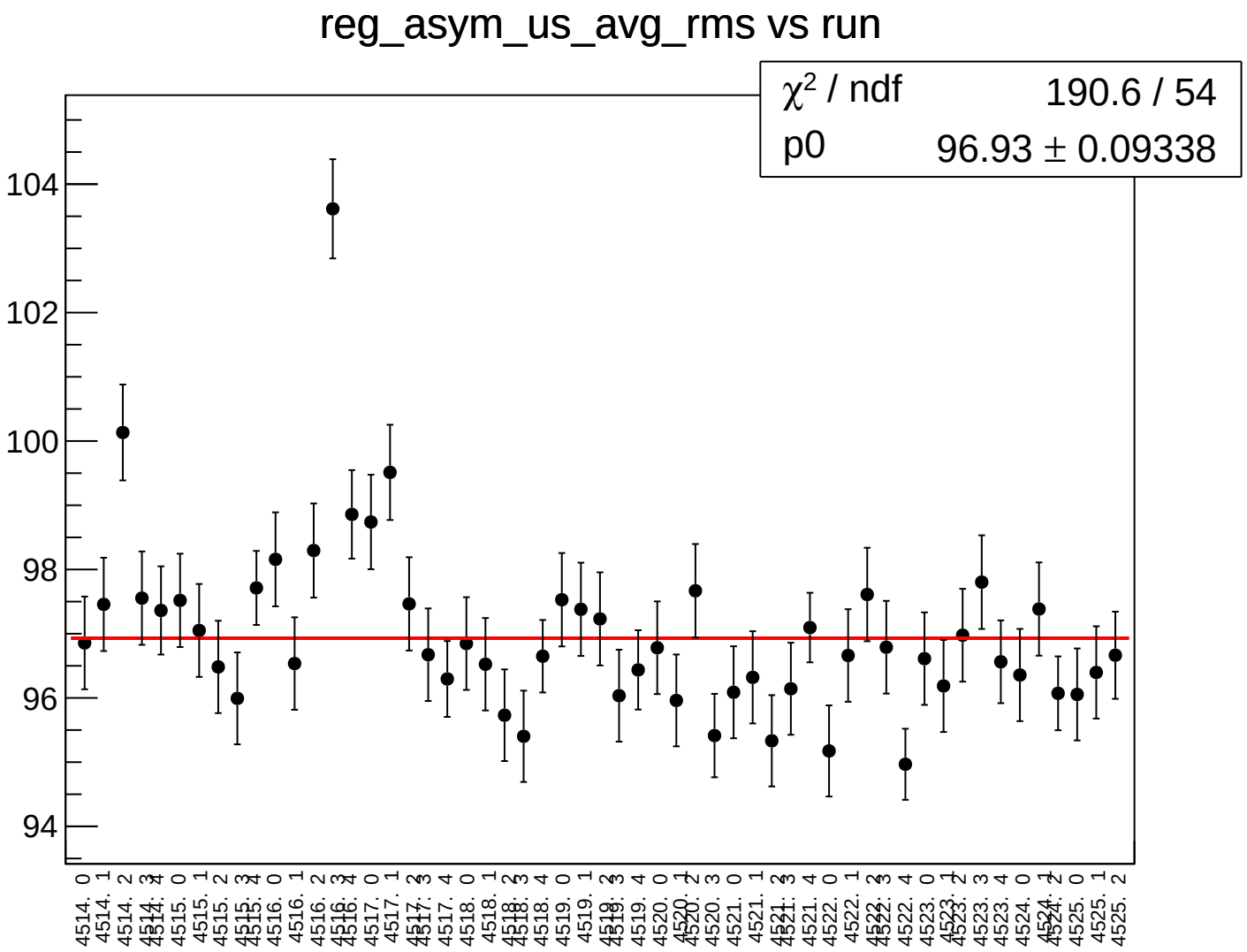
reg_asym_us_avg_rms vs run
χ2 / ndf 190.6 / 54
p0 96.93 ± 0.09338
104
102
100
98
96
94
4514. 0
4514. 1
4514. 2
4514. 3
4514. 4
4515. 0
4515. 1
4515. 2
4515. 3
4515. 4
4516. 0
4516. 1
4516. 2
4516. 3
4516. 4
4517. 0
4517. 1
4517. 2
4517. 3
4517. 4
4518. 0
4518. 1
4518. 2
4518. 3
4518. 4
4519. 0
4519. 1
4519. 2
4519. 3
4519. 4
4520. 0
4520. 1
4520. 2
4520. 3
4521. 0
4521. 1
4521. 2
4521. 3
4521. 4
4522. 0
4522. 1
4522. 2
4522. 3
4522. 4
4523. 0
4523. 1
4523. 2
4523. 3
4523. 4
4524. 0
4524. 1
4524. 2
4525. 0
4525. 1
4525. 2

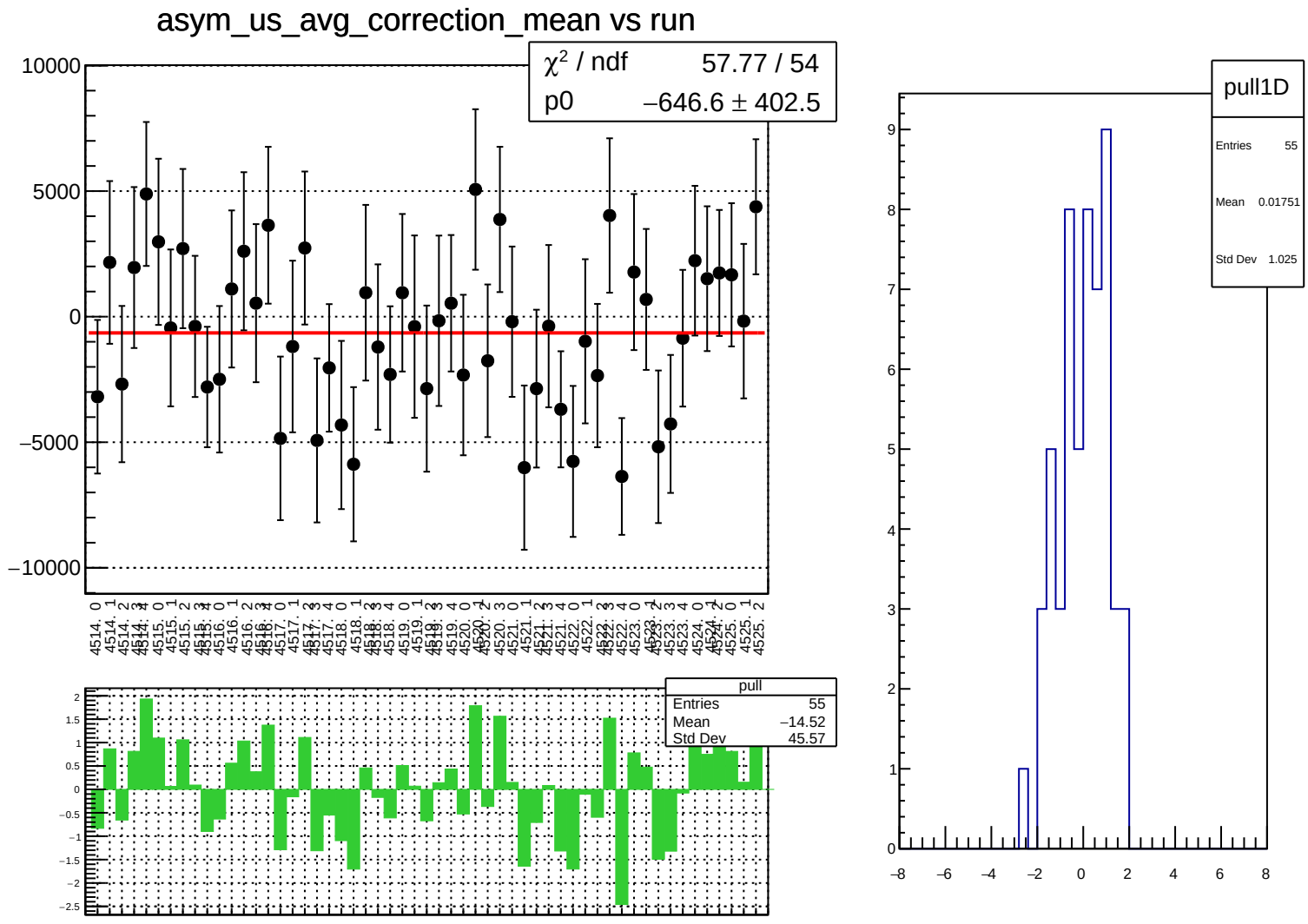
asym_us_avg_correction_mean vs run
χ² / ndf 57.77 / 54
p0 −646.6 ± 402.5
10000
5000
0
−5000
−10000
pull
Entries 55
Mean −14.52
Std Dev 45.57
pull1D
Entries 55
Mean 0.01751
Std Dev 1.025

asym_us_avg_correction_rms vs run

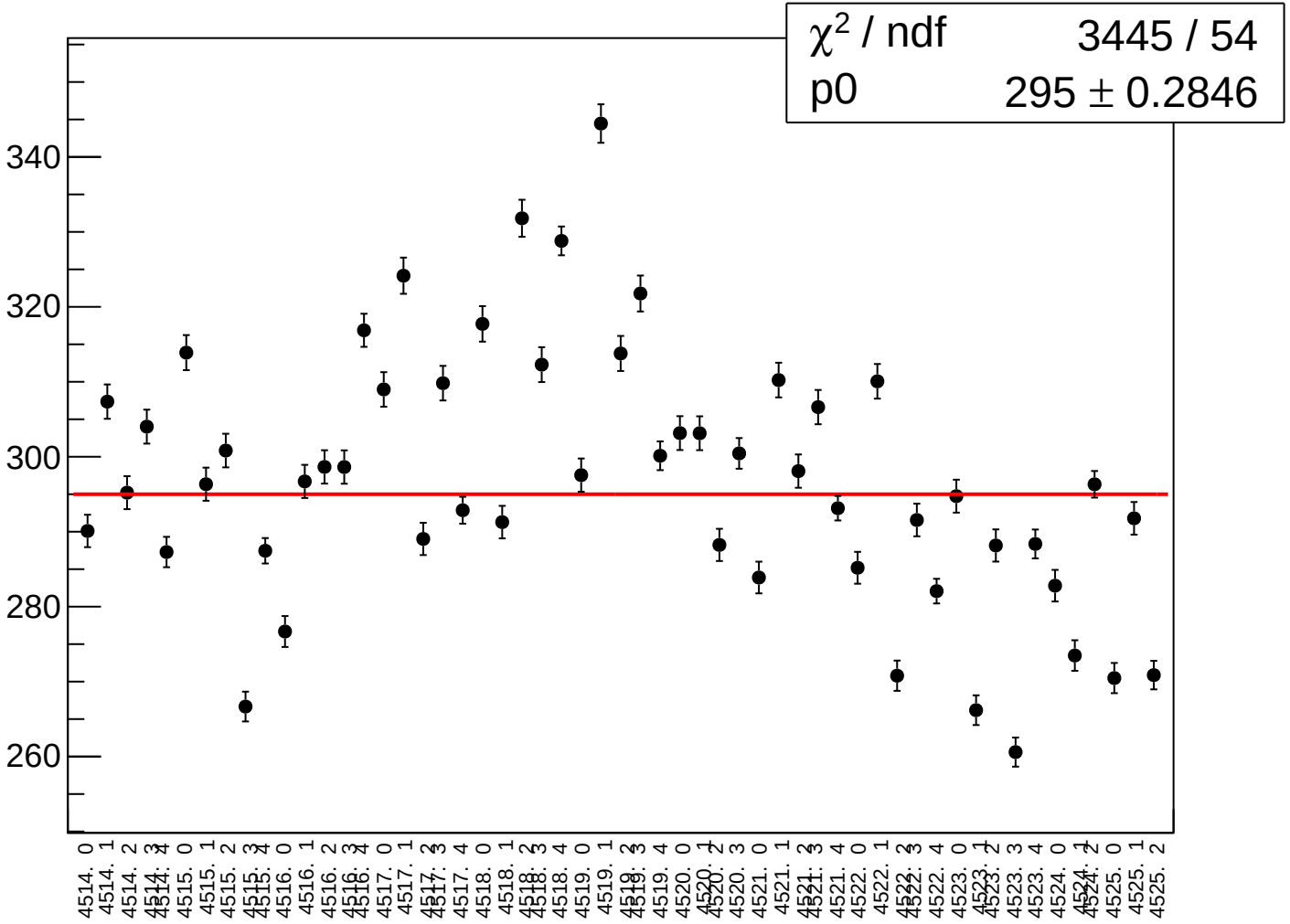

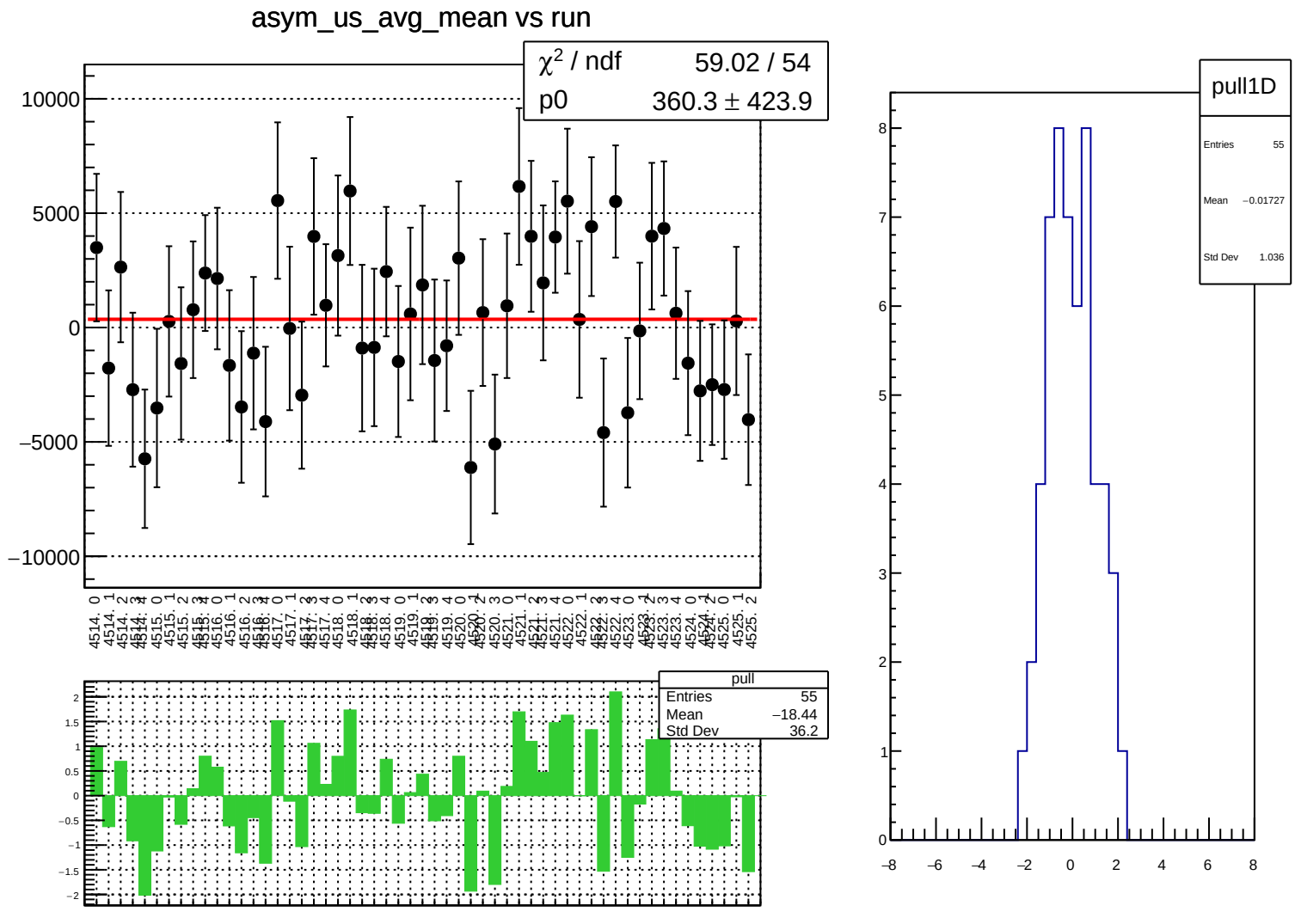
asym_us_avg_mean vs run
χ² / ndf 59.02 / 54
p0 360.3 ± 423.9
pull
Entries 55
Mean −18.44
Std Dev 36.2
pull1D
Entries 55
Mean −0.01727
Std Dev 1.036

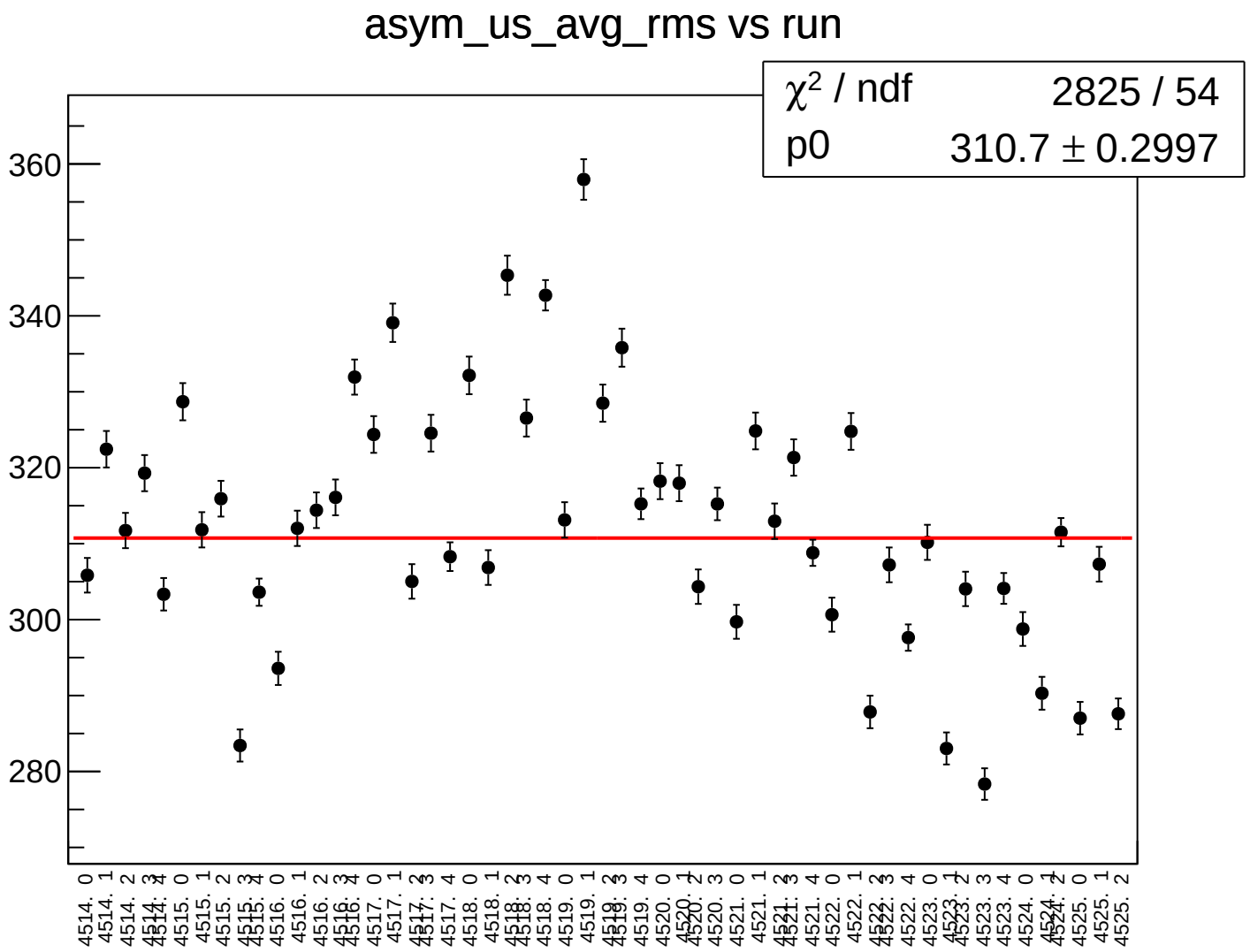
asym_us_avg_rms vs run
χ^2 / ndf 2825 / 54
p0 310.7 ± 0.2997
360
340
320
300
280
4514. 0
4514. 1
4514. 2
4514. 3
4514. 4
4515. 0
4515. 1
4515. 2
4515. 3
4515. 4
4516. 0
4516. 1
4516. 2
4516. 3
4516. 4
4517. 0
4517. 1
4517. 2
4517. 3
4517. 4
4518. 0
4518. 1
4518. 2
4518. 3
4518. 4
4519. 0
4519. 1
4519. 2
4519. 3
4519. 4
4520. 0
4520. 1
4520. 2
4520. 3
4521. 0
4521. 1
4521. 2
4521. 3
4521. 4
4522. 0
4522. 1
4522. 2
4522. 3
4522. 4
4523. 0
4523. 1
4523. 2
4523. 3
4523. 4
4524. 0
4524. 1
4524. 2
4525. 0
4525. 1
4525. 2

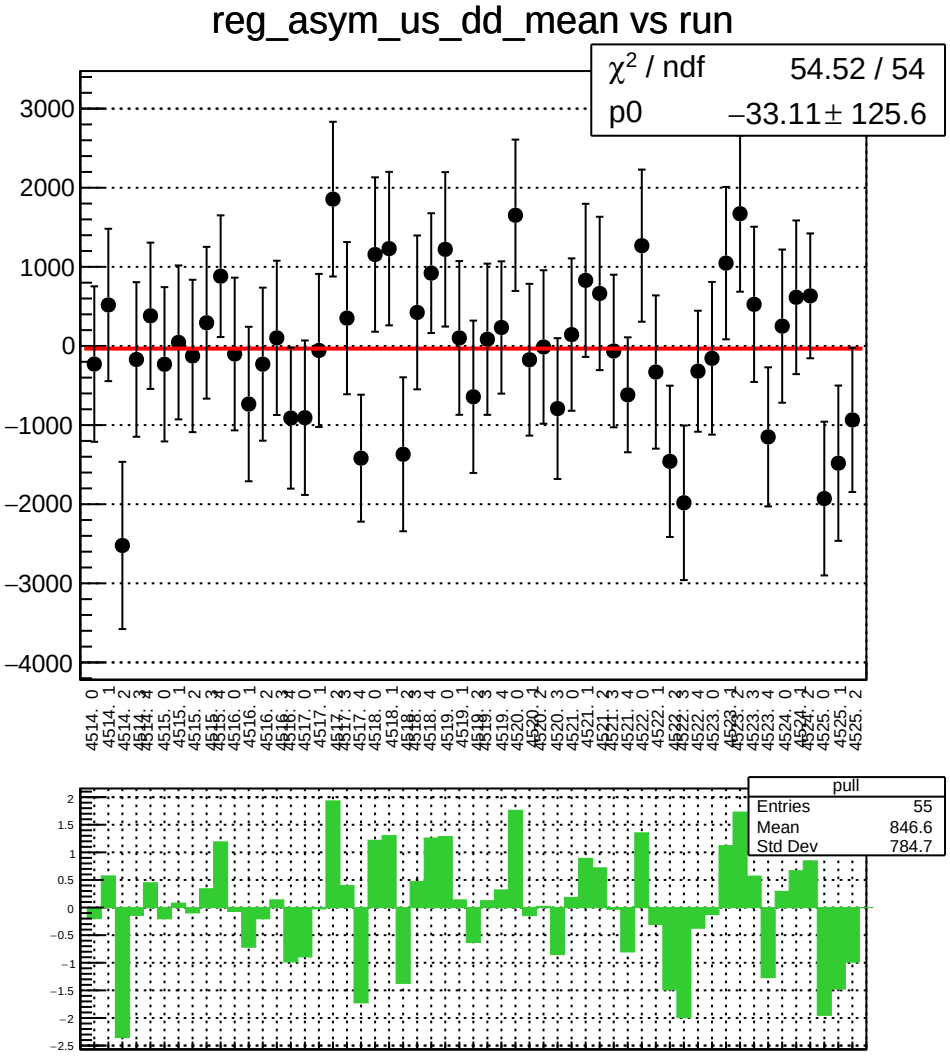
reg_asym_us_dd_mean vs run
χ^2 / ndf 54.52 / 54
p0 −33.11 ± 125.6
pull
Entries 55
Mean 846.6
Std Dev 784.7

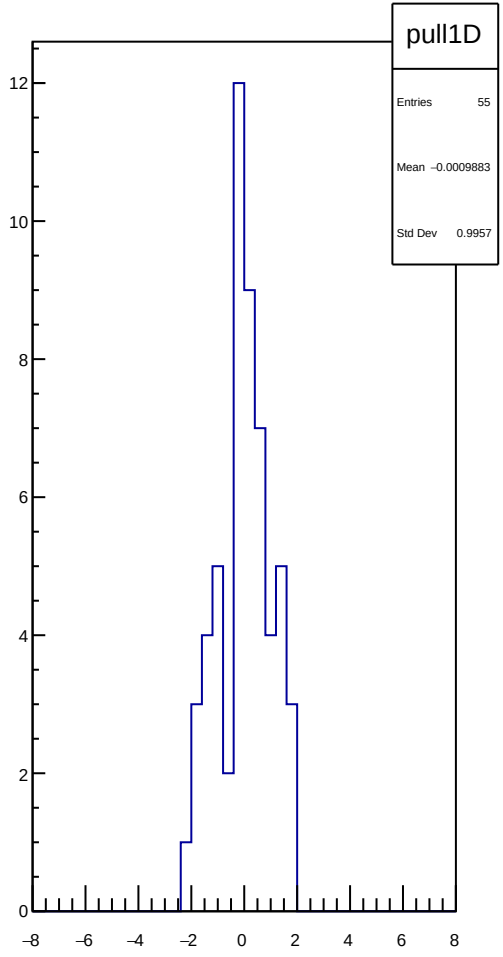
pull1D
Entries 55
Mean −0.0009883
Std Dev 0.9957

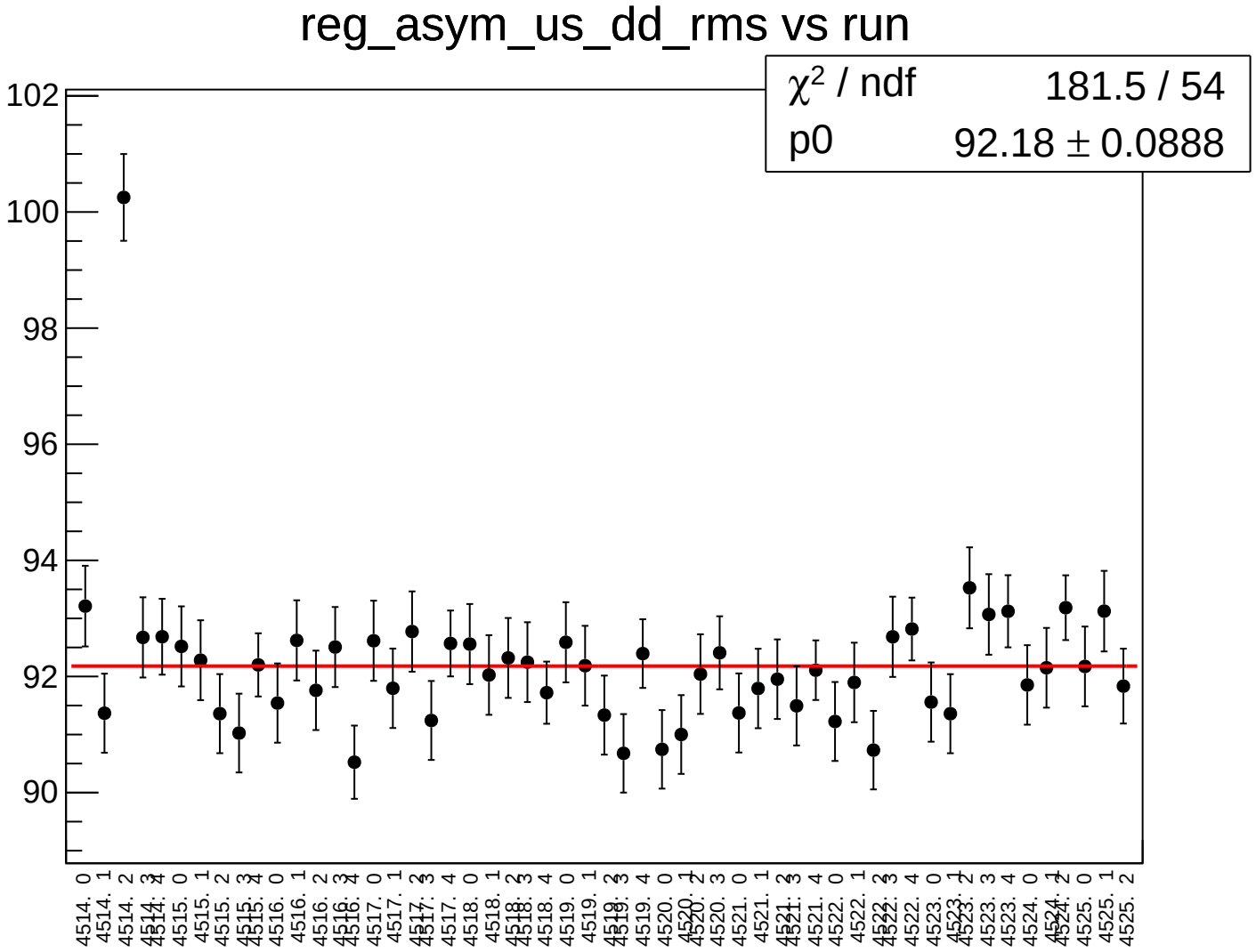
reg_asym_us_dd_rms vs run
χ2 / ndf 181.5 / 54
p0 92.18 ± 0.0888
102
100
98
96
94
92
90
4514. 0
4514. 1
4514. 2
4514. 3
4514. 4
4515. 0
4515. 1
4515. 2
4515. 3
4515. 4
4516. 0
4516. 1
4516. 2
4516. 3
4516. 4
4517. 0
4517. 1
4517. 2
4517. 3
4517. 4
4518. 0
4518. 1
4518. 2
4518. 3
4518. 4
4519. 0
4519. 1
4519. 2
4519. 3
4519. 4
4520. 0
4520. 1
4520. 2
4520. 3
4521. 0
4521. 1
4521. 2
4521. 3
4521. 4
4522. 0
4522. 1
4522. 2
4522. 3
4522. 4
4523. 0
4523. 1
4523. 2
4523. 3
4523. 4
4524. 0
4524. 1
4524. 2
4525. 0
4525. 1
4525. 2

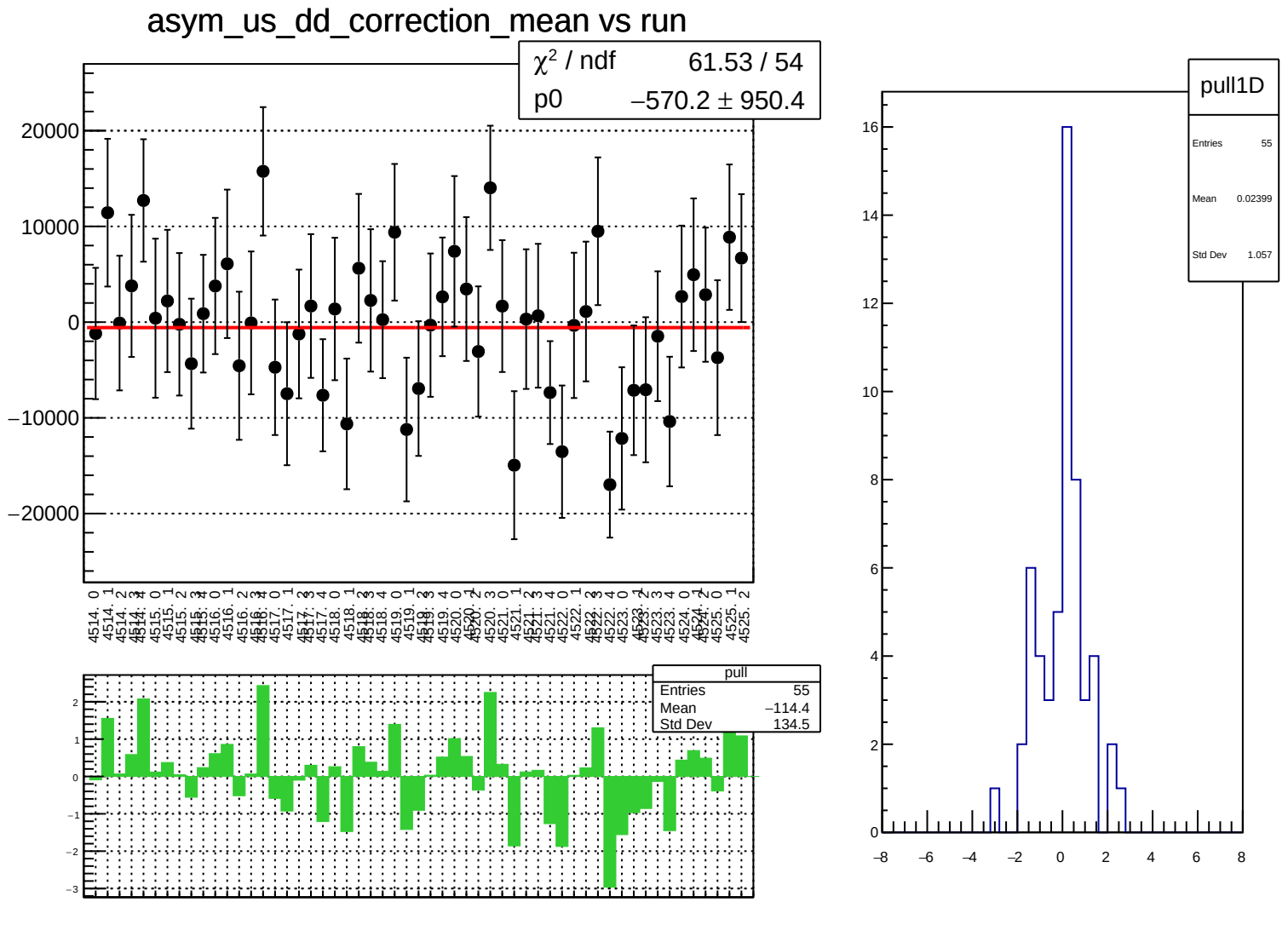
asym_us_dd_correction_mean vs run
χ² / ndf 61.53 / 54
p0 −570.2 ± 950.4
20000
10000
0
−10000
−20000
4514. 0
4514. 1
4514. 2
4514. 3
4515. 0
4515. 1
4515. 2
4515. 3
4515. 4
4516. 0
4516. 1
4516. 2
4516. 3
4516. 4
4517. 0
4517. 1
4517. 2
4517. 3
4517. 4
4518. 0
4518. 1
4518. 2
4518. 3
4518. 4
4519. 0
4519. 1
4519. 2
4519. 3
4519. 4
4520. 0
4520. 1
4520. 2
4520. 3
4521. 0
4521. 1
4521. 2
4521. 3
4521. 4
4522. 0
4522. 1
4522. 2
4522. 3
4522. 4
4523. 0
4523. 1
4523. 2
4523. 3
4523. 4
4524. 0
4524. 1
4524. 2
4525. 0
4525. 1
4525. 2
pull
Entries 55
Mean −114.4
Std Dev 134.5
2
1
0
−1
−2
−3
pull1D
Entries 55
Mean 0.02399
Std Dev 1.057
16
14
12
10
8
6
4
2
0
−8
−6
−4
−2
0
2
4
6
8

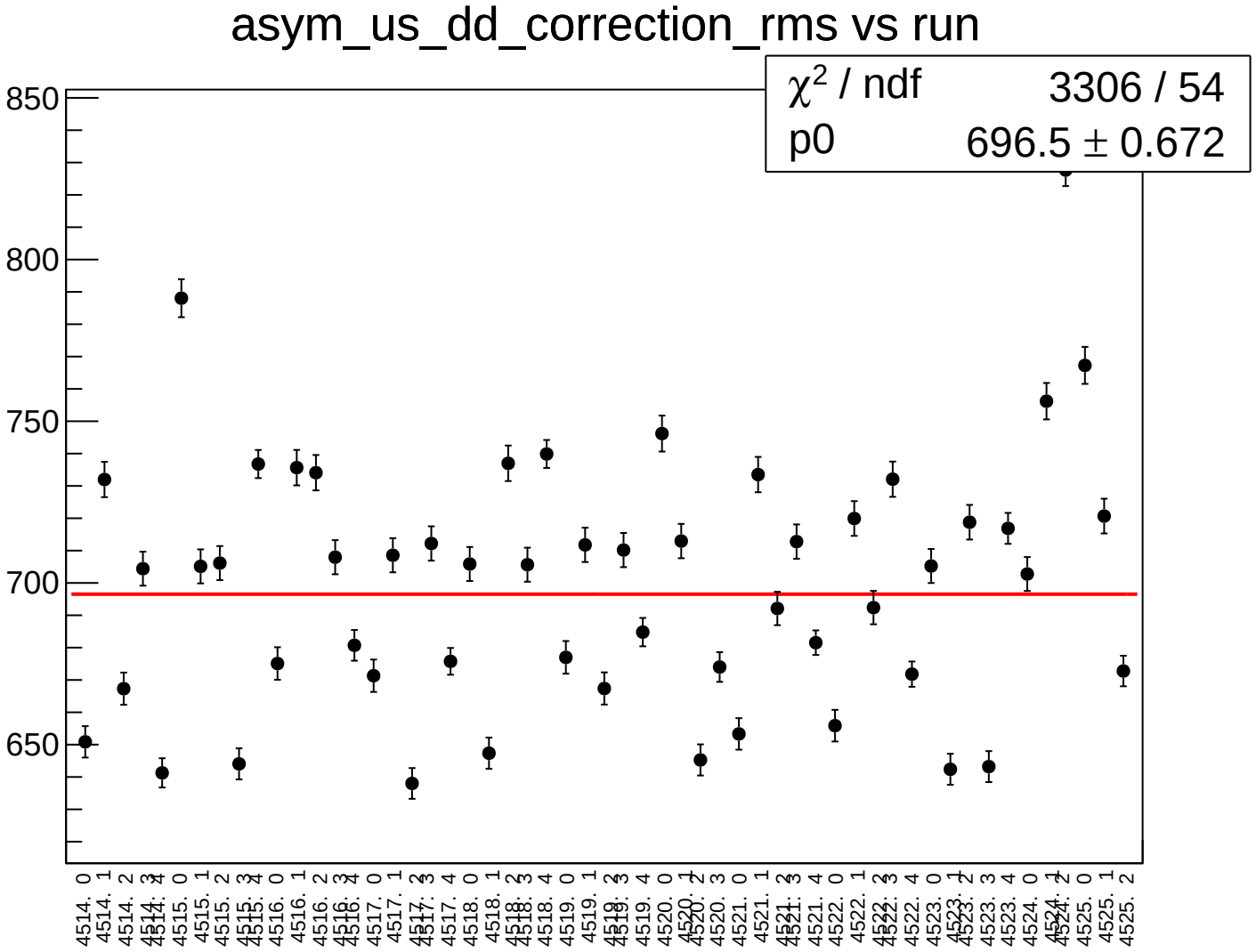
asym_us_dd_correction_rms vs run
χ² / ndf 3306 / 54
p0 696.5 ± 0.672
850
800
750
700
650
4514. 0
4514. 1
4514. 2
4514. 3
4514. 4
4515. 0
4515. 1
4515. 2
4515. 3
4515. 4
4516. 0
4516. 1
4516. 2
4516. 3
4516. 4
4517. 0
4517. 1
4517. 2
4517. 3
4517. 4
4518. 0
4518. 1
4518. 2
4518. 3
4518. 4
4519. 0
4519. 1
4519. 2
4519. 3
4519. 4
4520. 0
4520. 1
4520. 2
4520. 3
4521. 0
4521. 1
4521. 2
4521. 3
4521. 4
4522. 0
4522. 1
4522. 2
4522. 3
4522. 4
4523. 0
4523. 1
4523. 2
4523. 3
4523. 4
4524. 0
4524. 1
4524. 2
4525. 0
4525. 1
4525. 2

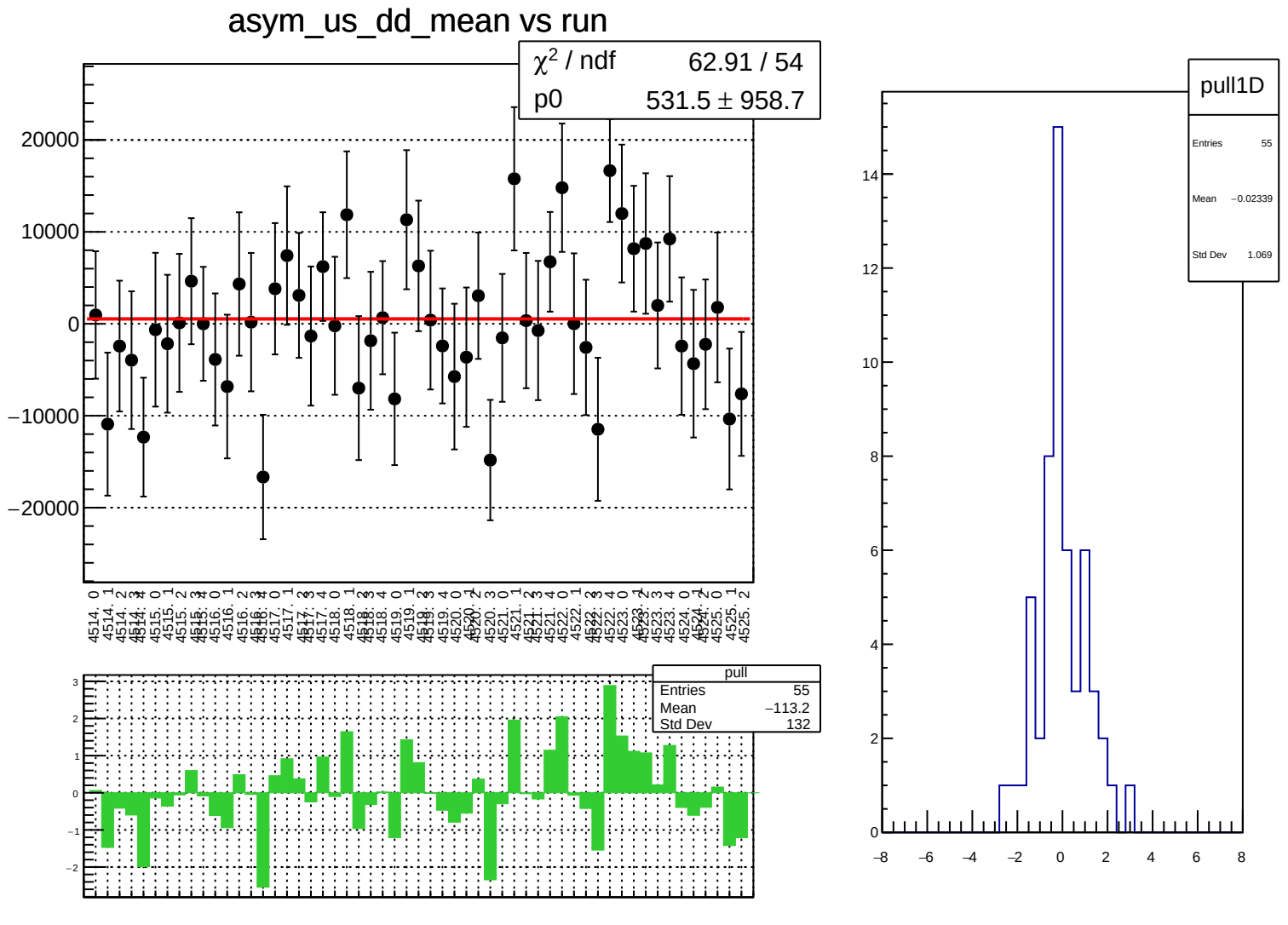
asym_us_dd_mean vs run
χ² / ndf 62.91 / 54
p0 531.5 ± 958.7
20000
10000
0
−10000
−20000
pull
Entries 55
Mean −113.2
Std Dev 132
pull1D
Entries 55
Mean −0.02339
Std Dev 1.069

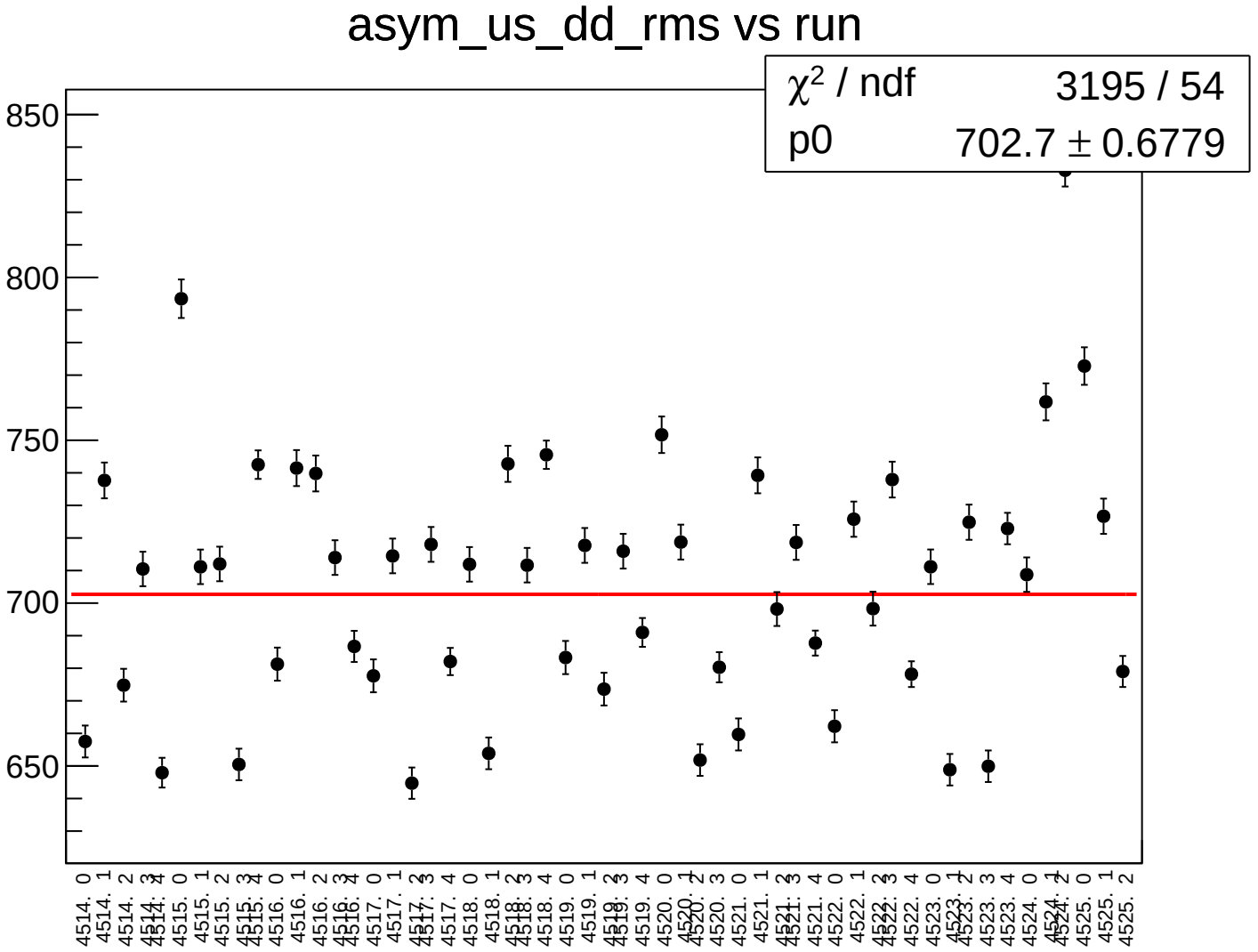
asym_us_dd_rms vs run
χ² / ndf 3195 / 54
p0 702.7 ± 0.6779
850
800
750
700
650
4514. 0
4514. 1
4514. 2
4514. 3
4514. 4
4515. 0
4515. 1
4515. 2
4515. 3
4515. 4
4516. 0
4516. 1
4516. 2
4516. 3
4516. 4
4517. 0
4517. 1
4517. 2
4517. 3
4517. 4
4518. 0
4518. 1
4518. 2
4518. 3
4518. 4
4519. 0
4519. 1
4519. 2
4519. 3
4519. 4
4520. 0
4520. 1
4520. 2
4520. 3
4521. 0
4521. 1
4521. 2
4521. 3
4521. 4
4522. 0
4522. 1
4522. 2
4522. 3
4522. 4
4523. 0
4523. 1
4523. 2
4523. 3
4523. 4
4524. 0
4524. 1
4524. 2
4525. 0
4525. 1
4525. 2

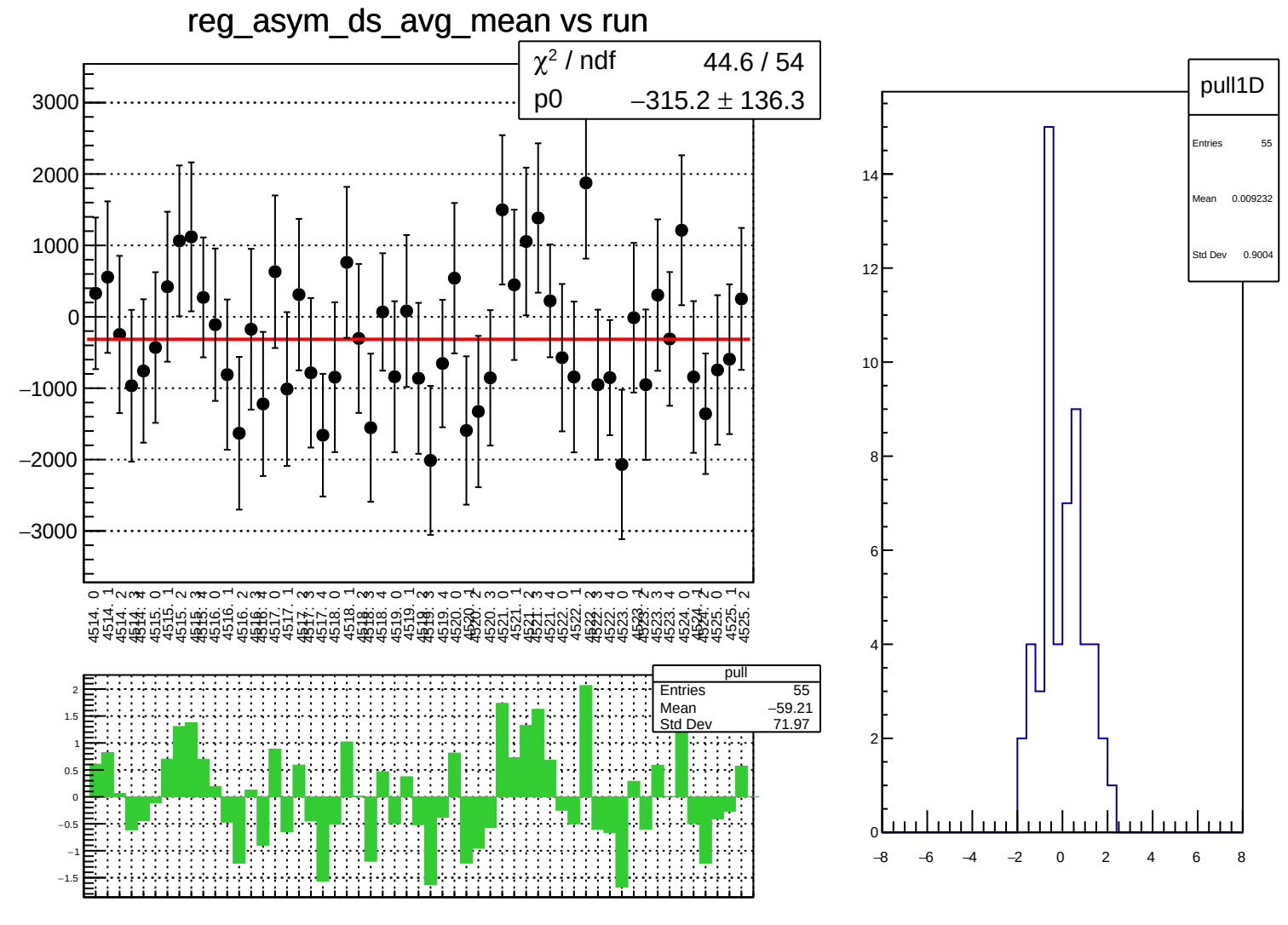
reg_asym_ds_avg_mean vs run
χ² / ndf 44.6 / 54
p0 −315.2 ± 136.3
pull
Entries 55
Mean −59.21
Std Dev 71.97
pull1D
Entries 55
Mean 0.009232
Std Dev 0.9004

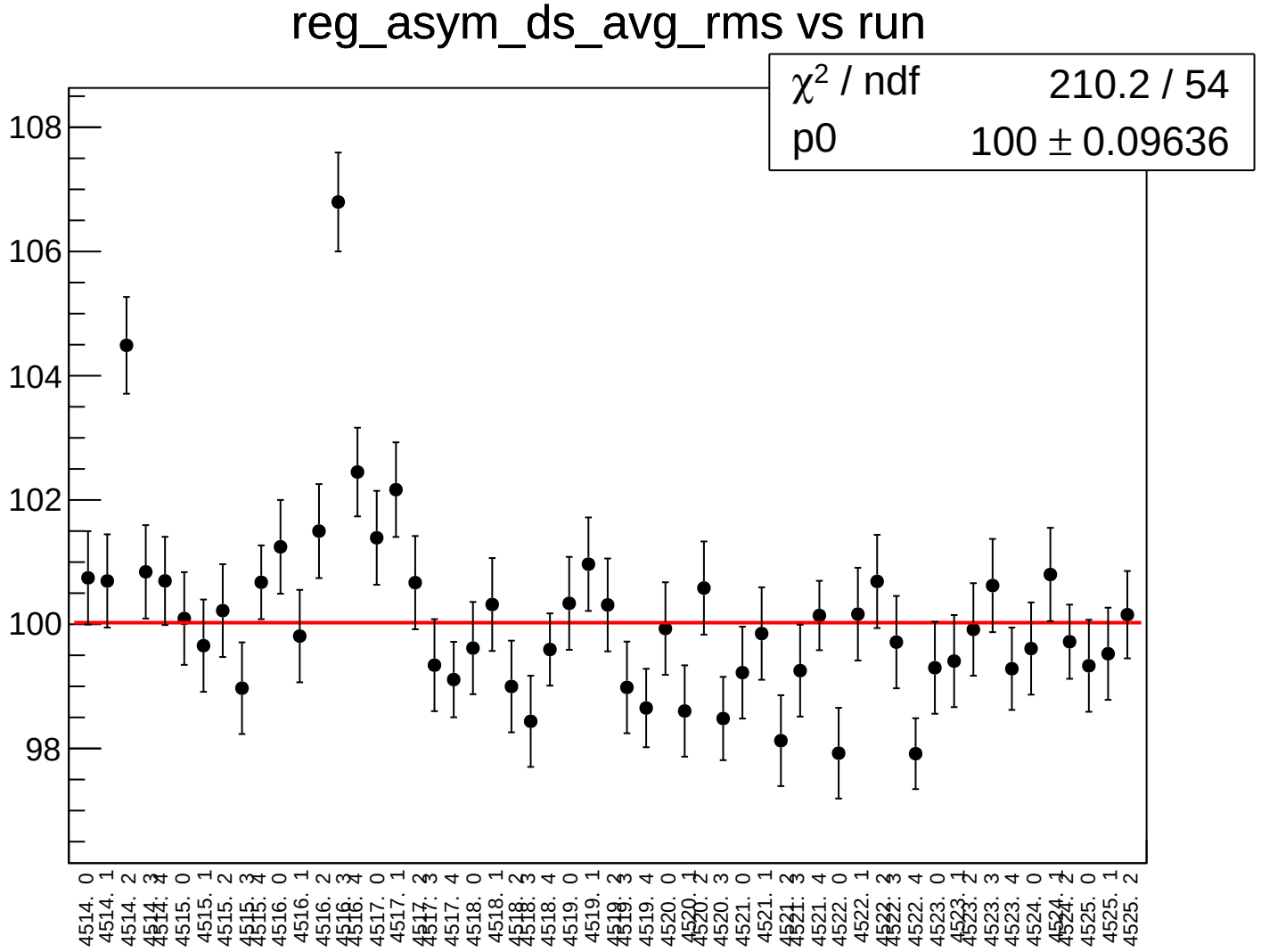
reg_asym_ds_avg_rms vs run
χ² / ndf 210.2 / 54
p0 100 ± 0.09636
108
106
104
102
100
98
4514. 0
4514. 1
4514. 2
4514. 3
4514. 4
4515. 0
4515. 1
4515. 2
4515. 3
4515. 4
4516. 0
4516. 1
4516. 2
4516. 3
4516. 4
4517. 0
4517. 1
4517. 2
4517. 3
4517. 4
4518. 0
4518. 1
4518. 2
4518. 3
4518. 4
4519. 0
4519. 1
4519. 2
4519. 3
4519. 4
4520. 0
4520. 1
4520. 2
4520. 3
4521. 0
4521. 1
4521. 2
4521. 3
4521. 4
4522. 0
4522. 1
4522. 2
4522. 3
4522. 4
4523. 0
4523. 1
4523. 2
4523. 3
4523. 4
4524. 0
4524. 1
4524. 2
4525. 0
4525. 1
4525. 2

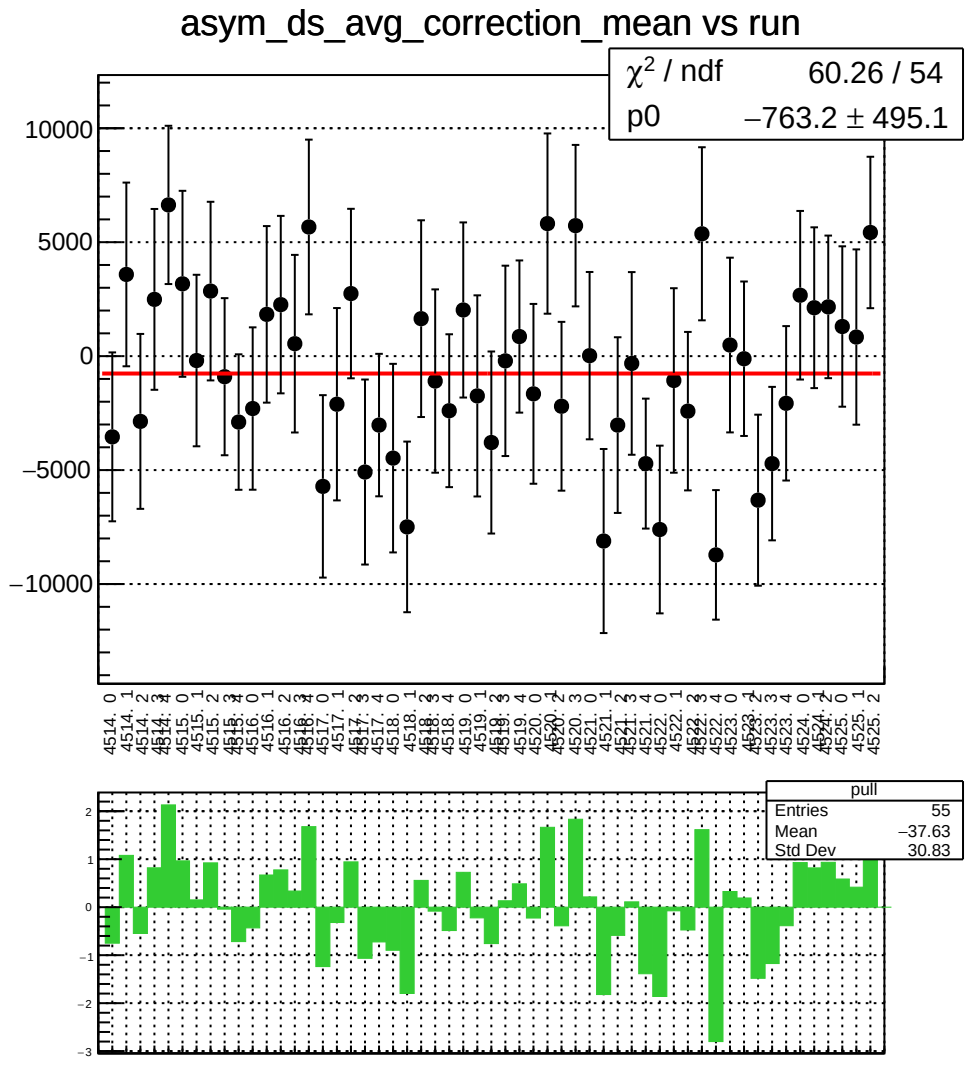
asym_ds_avg_correction_mean vs run
χ^2 / ndf 60.26 / 54
p0 −763.2 ± 495.1
pull
Entries 55
Mean −37.63
Std Dev 30.83

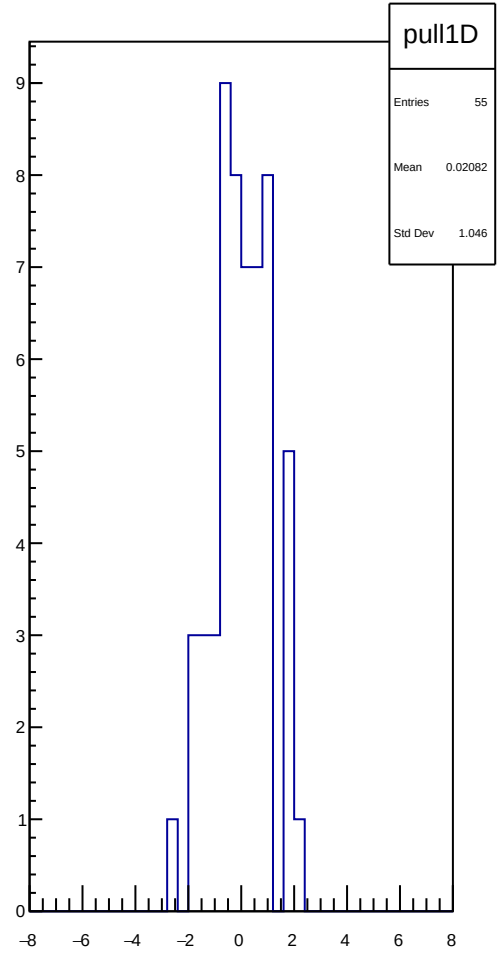
pull1D
Entries 55
Mean 0.02082
Std Dev 1.046

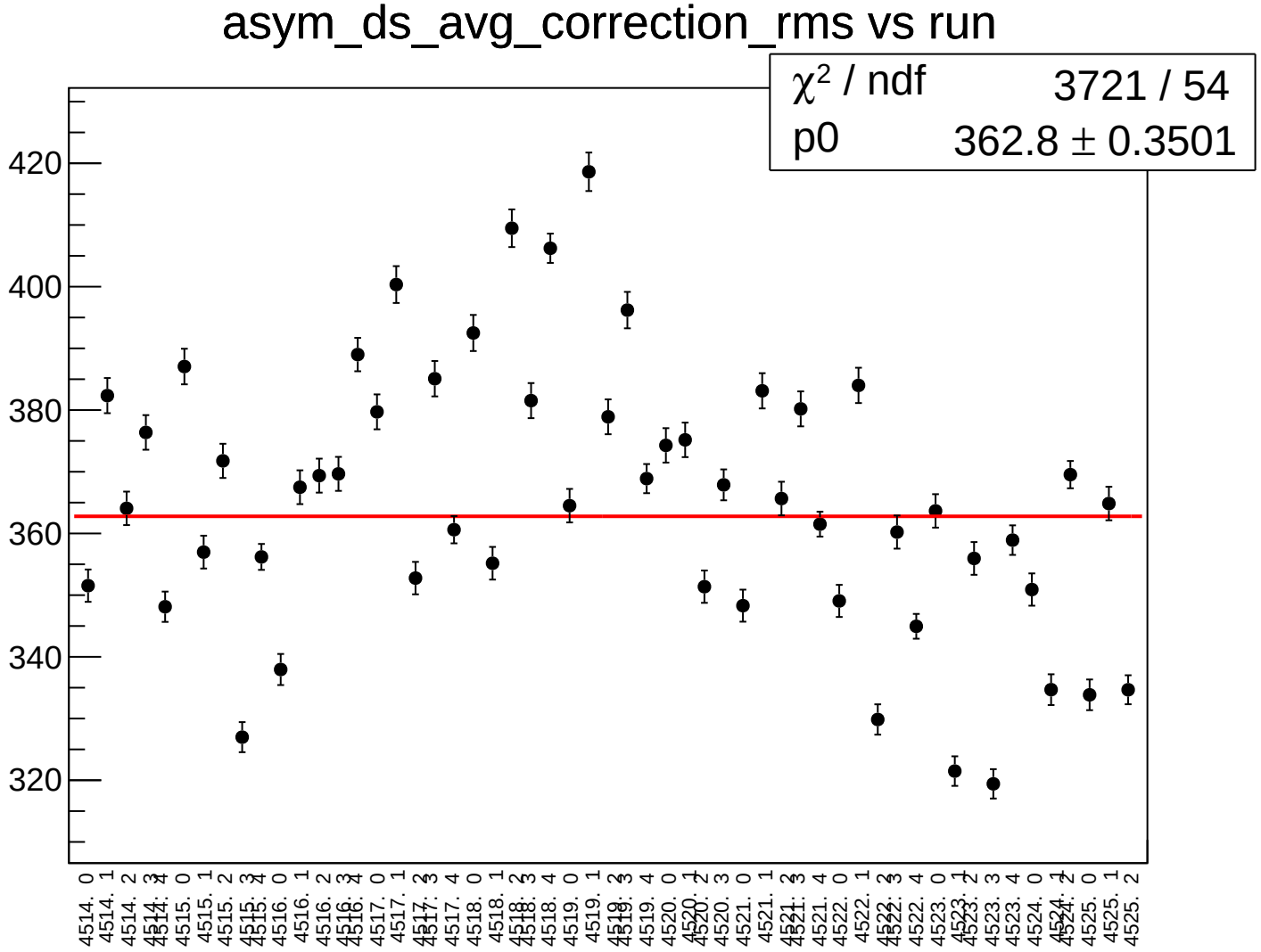
asym_ds_avg_correction_rms vs run
χ² / ndf 3721 / 54
p0 362.8 ± 0.3501
420
400
380
360
340
320
4514. 0
4514. 1
4514. 2
4514. 3
4514. 4
4515. 0
4515. 1
4515. 2
4515. 3
4515. 4
4516. 0
4516. 1
4516. 2
4516. 3
4516. 4
4517. 0
4517. 1
4517. 2
4517. 3
4517. 4
4518. 0
4518. 1
4518. 2
4518. 3
4518. 4
4519. 0
4519. 1
4519. 2
4519. 3
4519. 4
4520. 0
4520. 1
4520. 2
4520. 3
4521. 0
4521. 1
4521. 2
4521. 3
4521. 4
4522. 0
4522. 1
4522. 2
4522. 3
4522. 4
4523. 0
4523. 1
4523. 2
4523. 3
4523. 4
4524. 0
4524. 1
4524. 2
4525. 0
4525. 1
4525. 2

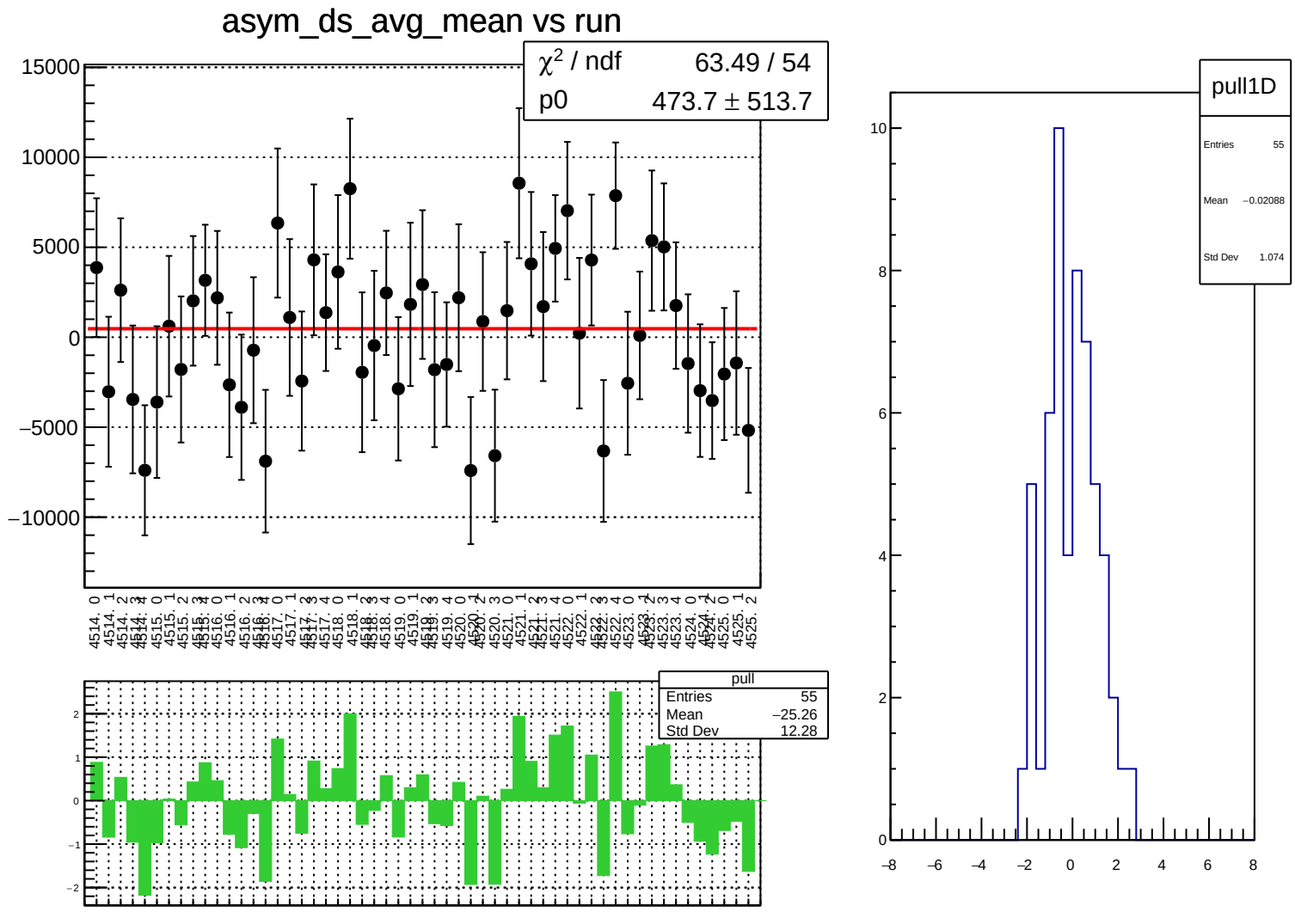
asym_ds_avg_mean vs run
χ² / ndf 63.49 / 54
p0 473.7 ± 513.7
15000
10000
5000
0
−5000
−10000
pull
Entries 55
Mean −25.26
Std Dev 12.28
pull1D
Entries 55
Mean −0.02088
Std Dev 1.074

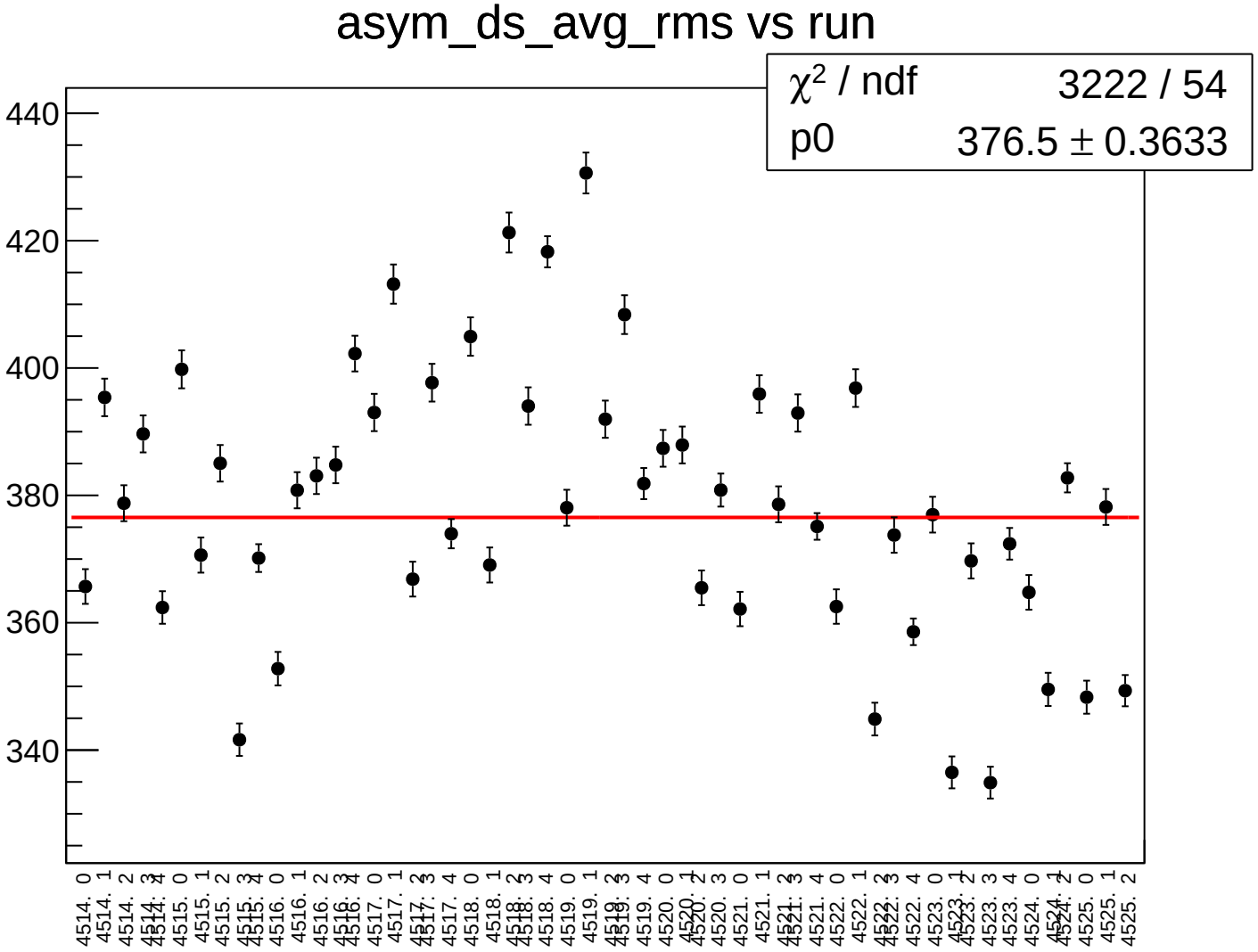
asym_ds_avg_rms vs run
χ^2 / ndf 3222 / 54
p0 376.5 ± 0.3633
440
420
400
380
360
340
4514. 0
4514. 1
4514. 2
4514. 3
4514. 4
4515. 0
4515. 1
4515. 2
4515. 3
4515. 4
4516. 0
4516. 1
4516. 2
4516. 3
4516. 4
4517. 0
4517. 1
4517. 2
4517. 3
4517. 4
4518. 0
4518. 1
4518. 2
4518. 3
4518. 4
4519. 0
4519. 1
4519. 2
4519. 3
4519. 4
4520. 0
4520. 1
4520. 2
4520. 3
4521. 0
4521. 1
4521. 2
4521. 3
4521. 4
4522. 0
4522. 1
4522. 2
4522. 3
4522. 4
4523. 0
4523. 1
4523. 2
4523. 3
4523. 4
4524. 0
4524. 1
4524. 2
4525. 0
4525. 1
4525. 2

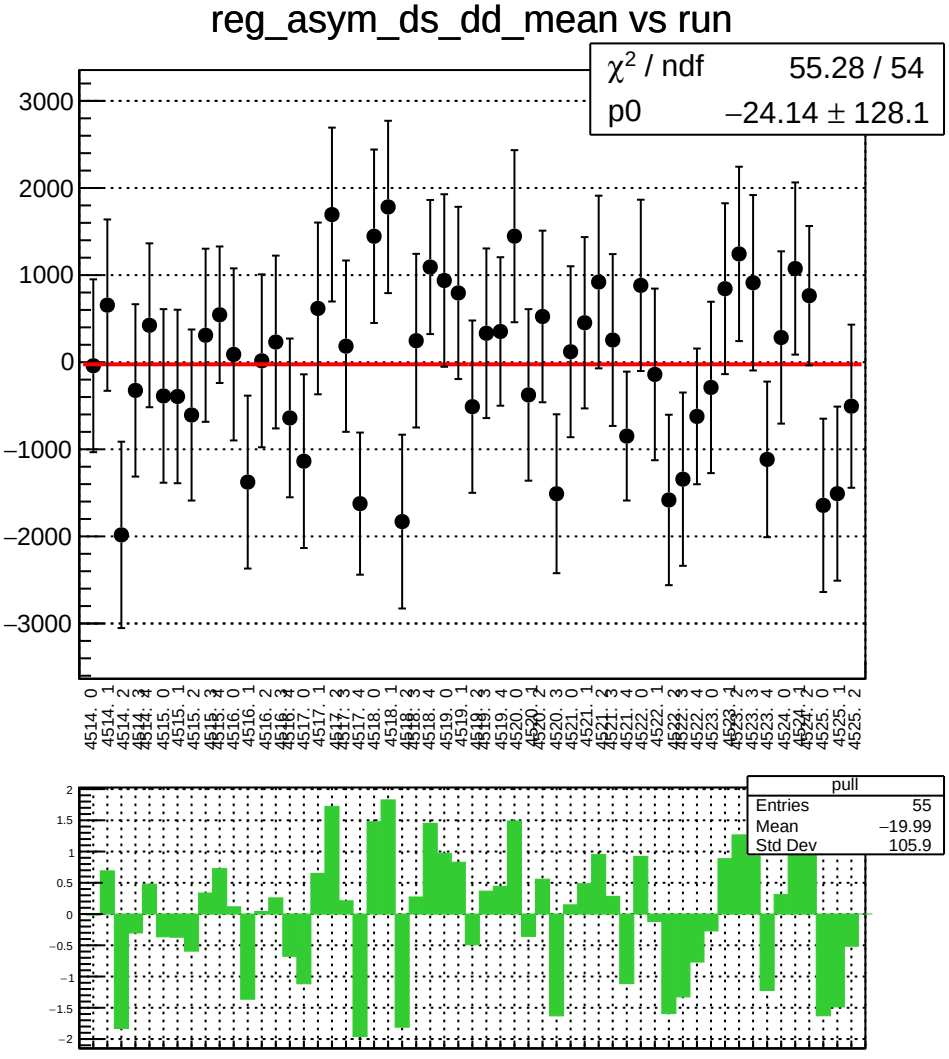
reg_asym_ds_dd_mean vs run
χ² / ndf 55.28 / 54
p0 −24.14 ± 128.1
pull
Entries 55
Mean −19.99
Std Dev 105.9

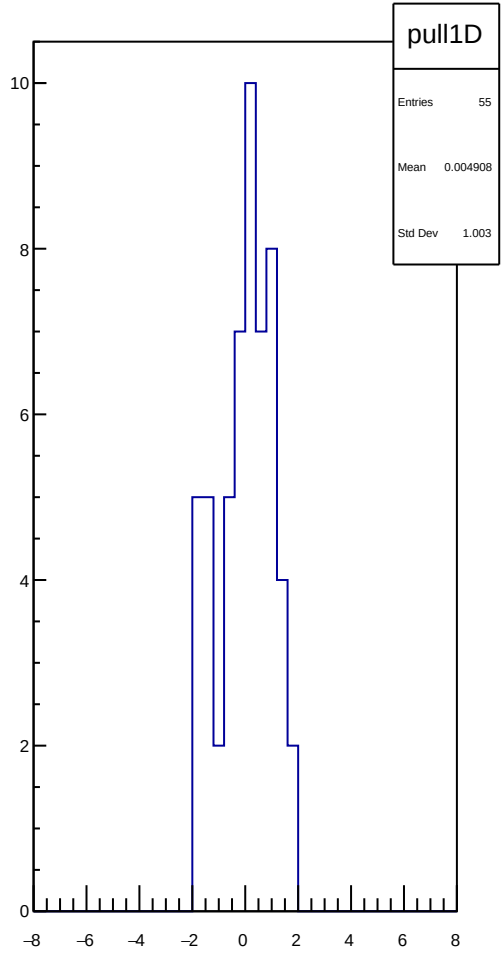
pull1D
Entries 55
Mean 0.004908
Std Dev 1.003

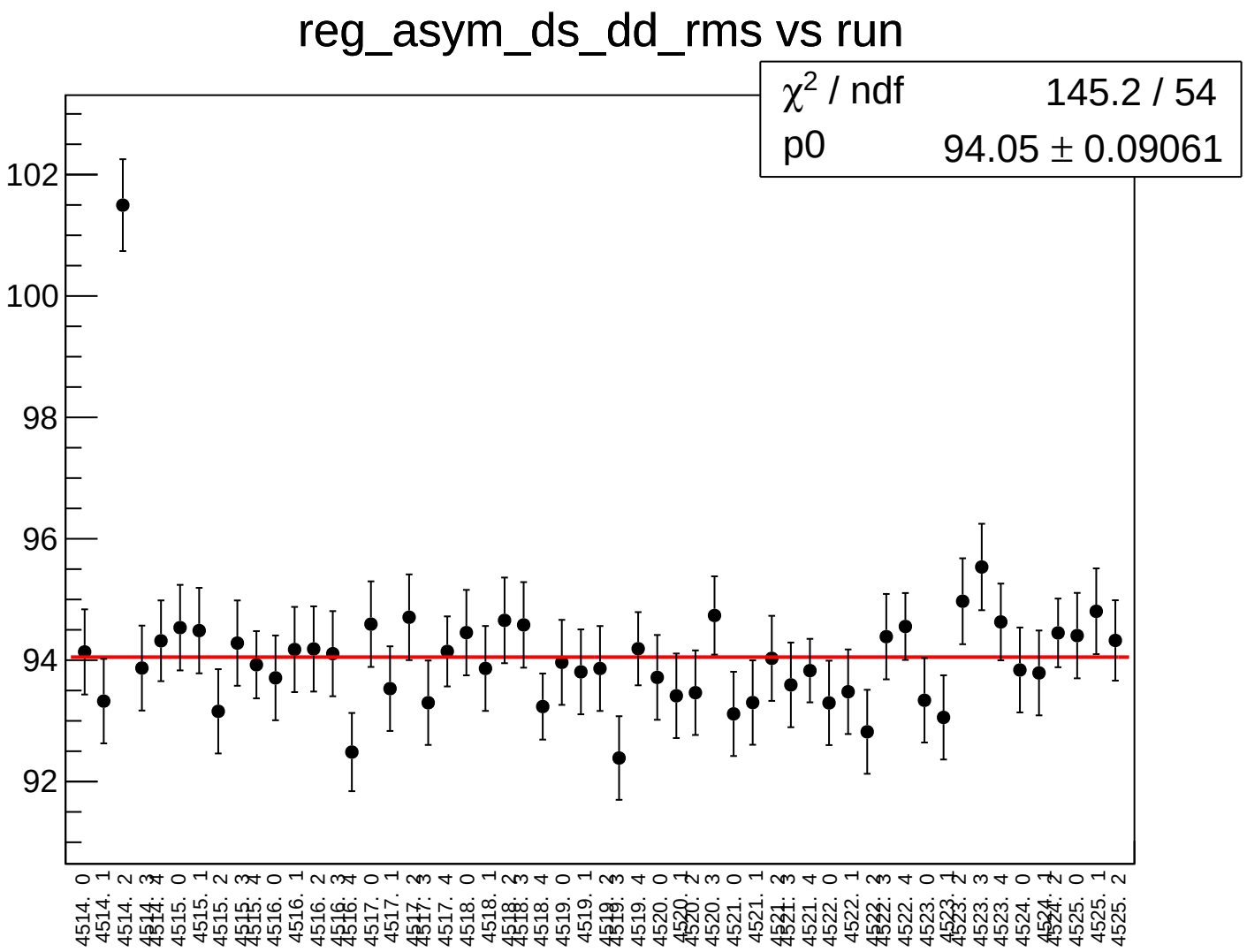
reg_asym_ds_dd_rms vs run
χ2 / ndf 145.2 / 54
p0 94.05 ± 0.09061
102
100
98
96
94
92
4514. 0
4514. 1
4514. 2
4514. 3
4514. 4
4515. 0
4515. 1
4515. 2
4515. 3
4515. 4
4516. 0
4516. 1
4516. 2
4516. 3
4516. 4
4517. 0
4517. 1
4517. 2
4517. 3
4517. 4
4518. 0
4518. 1
4518. 2
4518. 3
4518. 4
4519. 0
4519. 1
4519. 2
4519. 3
4519. 4
4520. 0
4520. 1
4520. 2
4520. 3
4521. 0
4521. 1
4521. 2
4521. 3
4521. 4
4522. 0
4522. 1
4522. 2
4522. 3
4522. 4
4523. 0
4523. 1
4523. 2
4523. 3
4523. 4
4524. 0
4524. 1
4524. 2
4525. 0
4525. 1
4525. 2

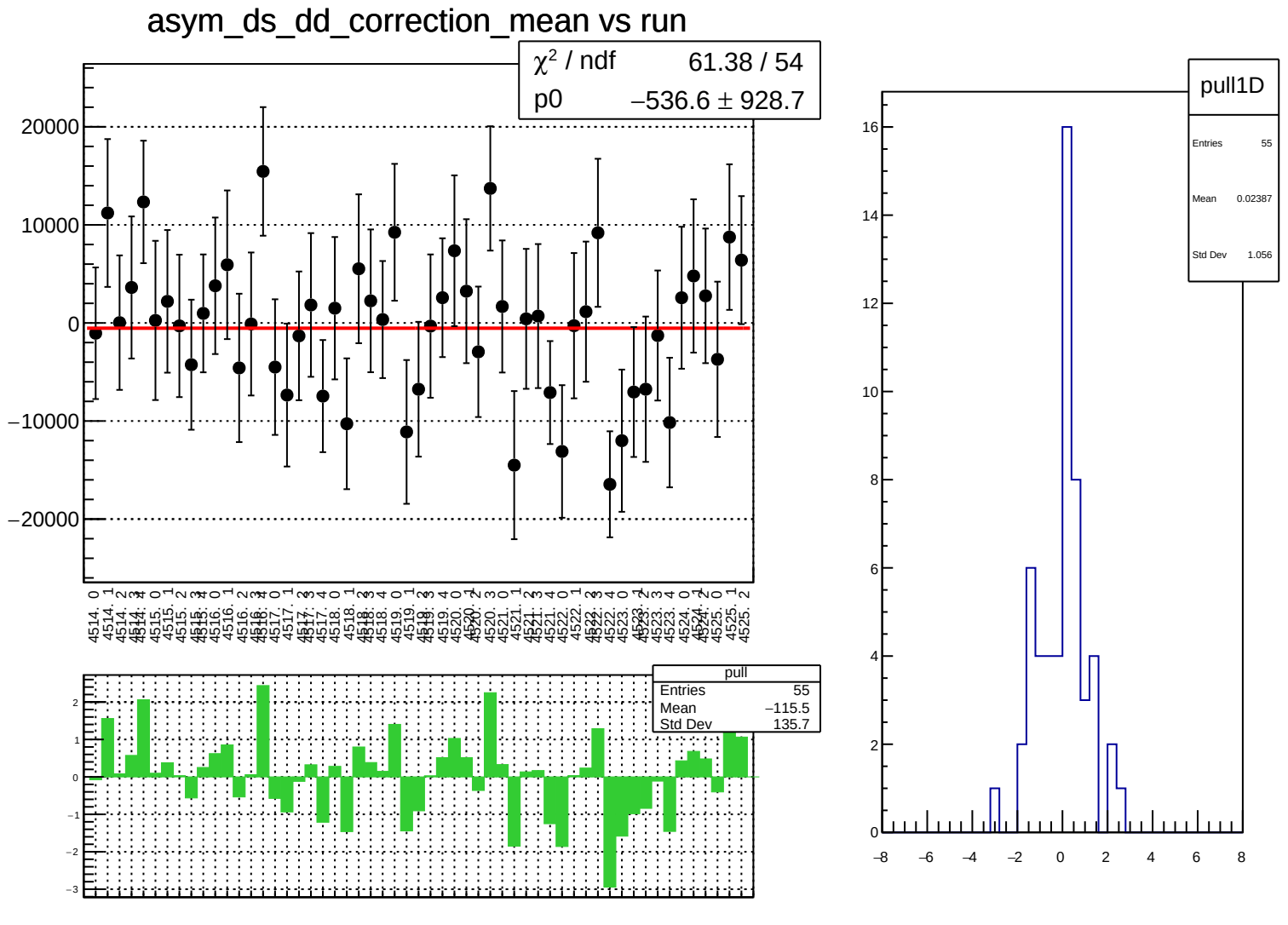
asym_ds_dd_correction_mean vs run
χ² / ndf 61.38 / 54
p0 −536.6 ± 928.7
pull
Entries 55
Mean −115.5
Std Dev 135.7
pull1D
Entries 55
Mean 0.02387
Std Dev 1.056

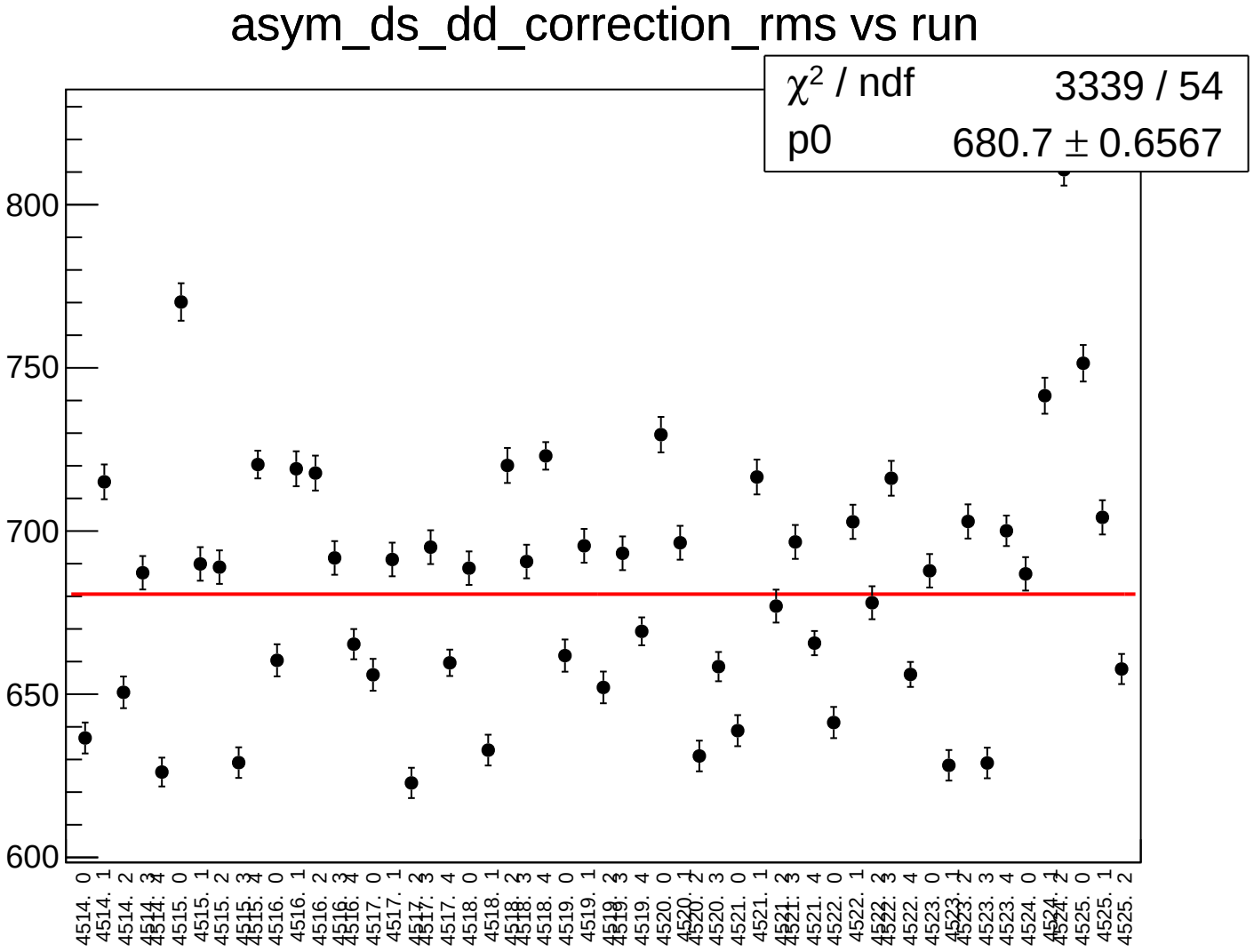
asym_ds_dd_correction_rms vs run
χ² / ndf 3339 / 54
p0 680.7 ± 0.6567
800
750
700
650
600
4514. 0
4514. 1
4514. 2
4514. 3
4514. 4
4515. 0
4515. 1
4515. 2
4515. 3
4515. 4
4516. 0
4516. 1
4516. 2
4516. 3
4516. 4
4517. 0
4517. 1
4517. 2
4517. 3
4517. 4
4518. 0
4518. 1
4518. 2
4518. 3
4518. 4
4519. 0
4519. 1
4519. 2
4519. 3
4519. 4
4520. 0
4520. 1
4520. 2
4520. 3
4521. 0
4521. 1
4521. 2
4521. 3
4521. 4
4522. 0
4522. 1
4522. 2
4522. 3
4522. 4
4523. 0
4523. 1
4523. 2
4523. 3
4523. 4
4524. 0
4524. 1
4524. 2
4525. 0
4525. 1
4525. 2

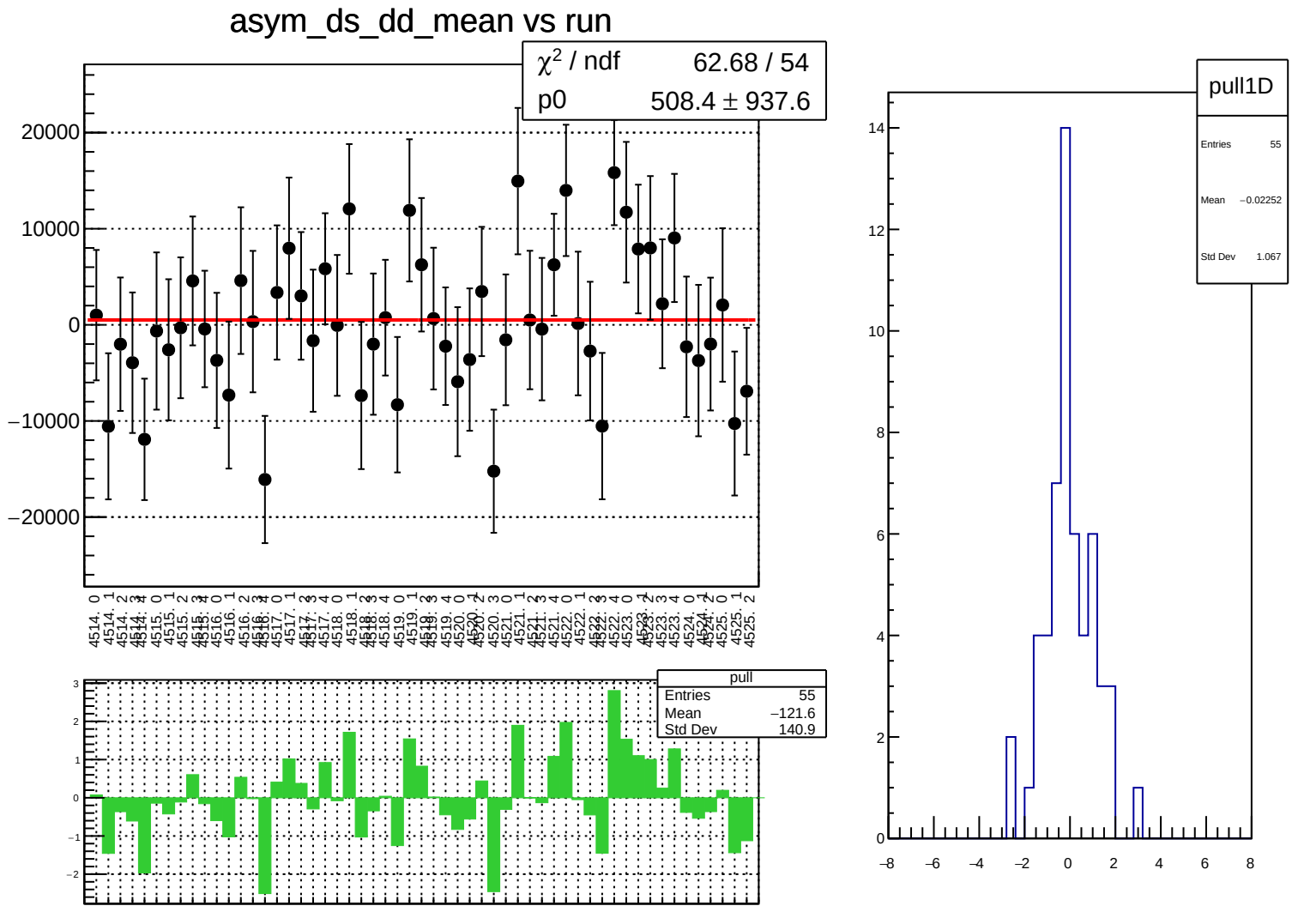
asym_ds_dd_mean vs run
χ² / ndf 62.68 / 54
p0 508.4 ± 937.6
20000
10000
0
−10000
−20000
pull
Entries 55
Mean −121.6
Std Dev 140.9
pull1D
Entries 55
Mean −0.02252
Std Dev 1.067
14
12
10
8
6
4
2
0
−8
−6
−4
−2
0
2
4
6
8

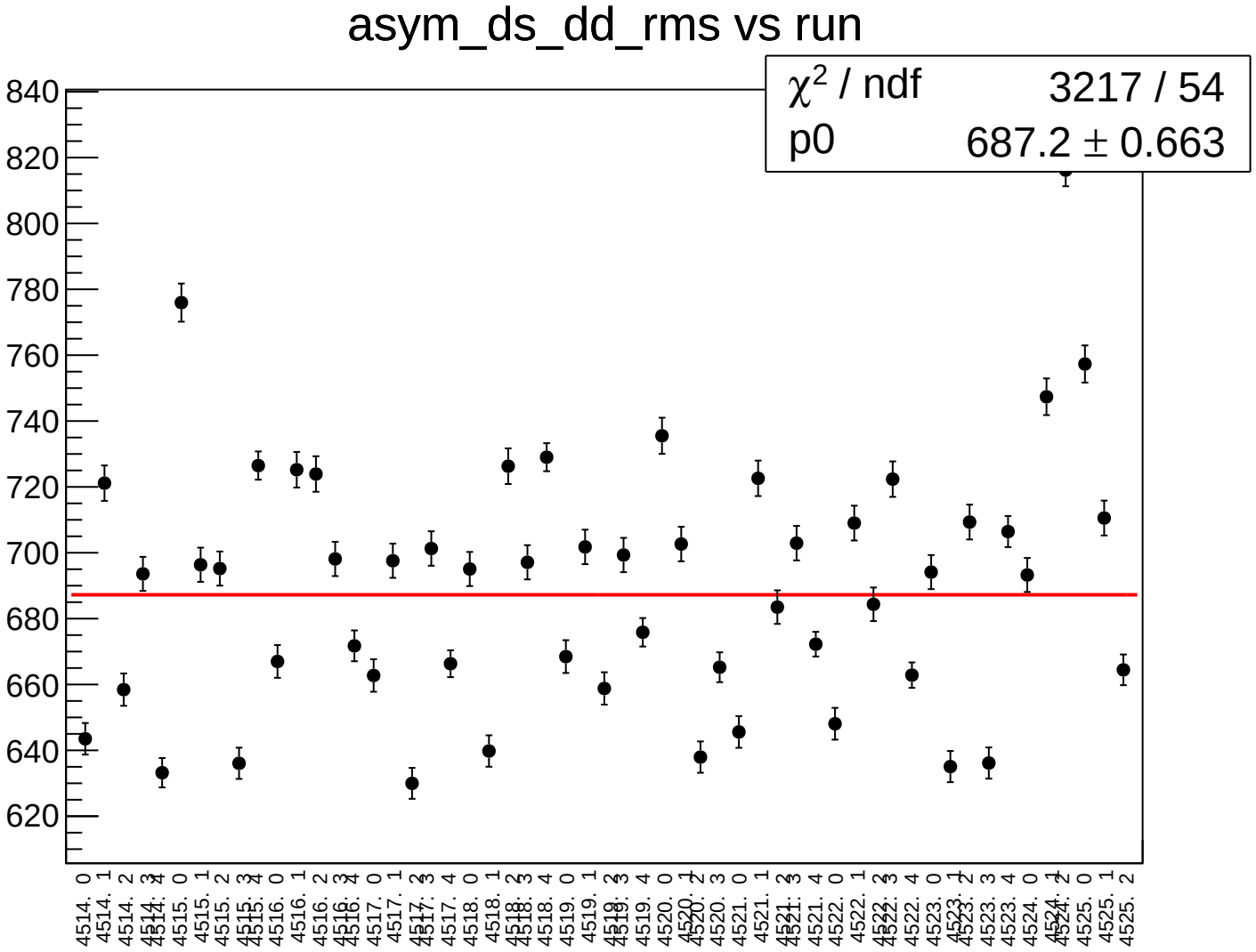
asym_ds_dd_rms vs run
χ2 / ndf 3217 / 54
p0 687.2 ± 0.663
840
820
800
780
760
740
720
700
680
660
640
620
4514. 0
4514. 1
4514. 2
4514. 3
4514. 4
4515. 0
4515. 1
4515. 2
4515. 3
4515. 4
4516. 0
4516. 1
4516. 2
4516. 3
4516. 4
4517. 0
4517. 1
4517. 2
4517. 3
4517. 4
4518. 0
4518. 1
4518. 2
4518. 3
4518. 4
4519. 0
4519. 1
4519. 2
4519. 3
4519. 4
4520. 0
4520. 1
4520. 2
4520. 3
4521. 0
4521. 1
4521. 2
4521. 3
4521. 4
4522. 0
4522. 1
4522. 2
4522. 3
4522. 4
4523. 0
4523. 1
4523. 2
4523. 3
4523. 4
4524. 0
4524. 1
4524. 2
4525. 0
4525. 1
4525. 2

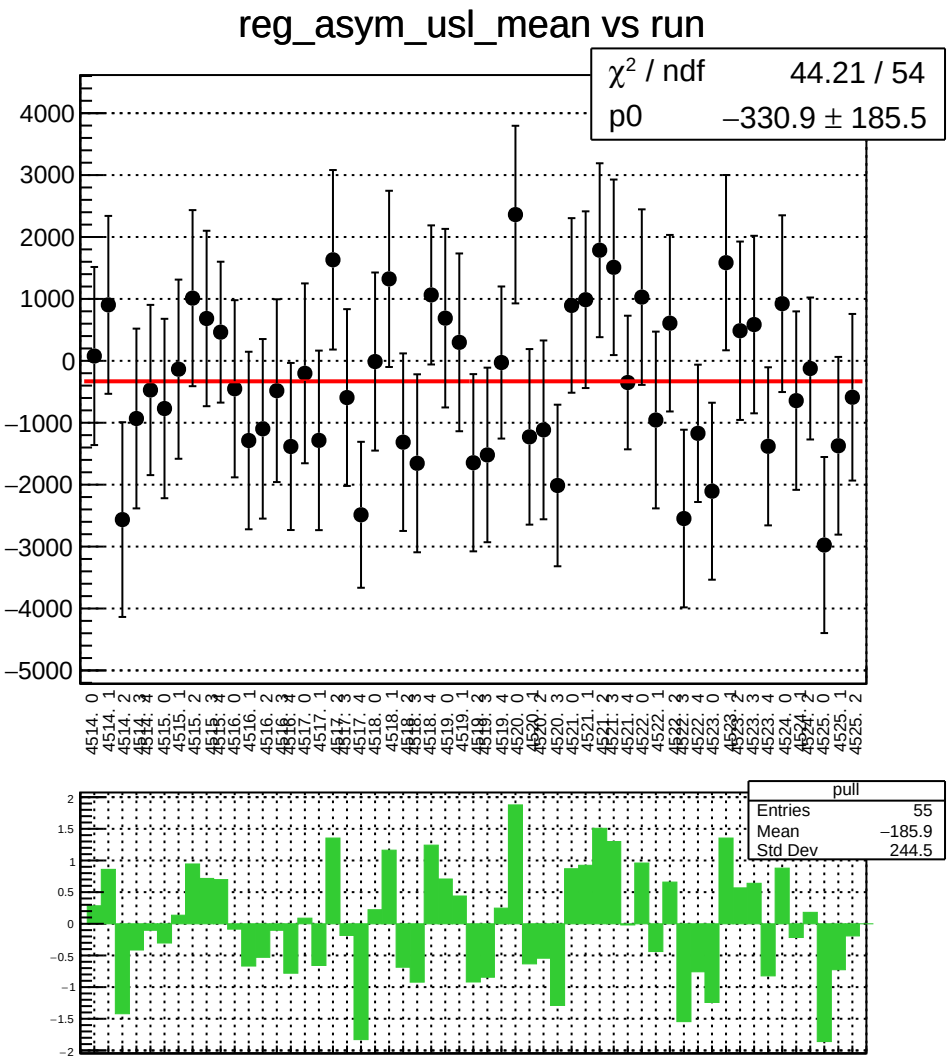
reg_asym_usl_mean vs run
χ² / ndf 44.21 / 54
p0 −330.9 ± 185.5
pull
Entries 55
Mean −185.9
Std Dev 244.5

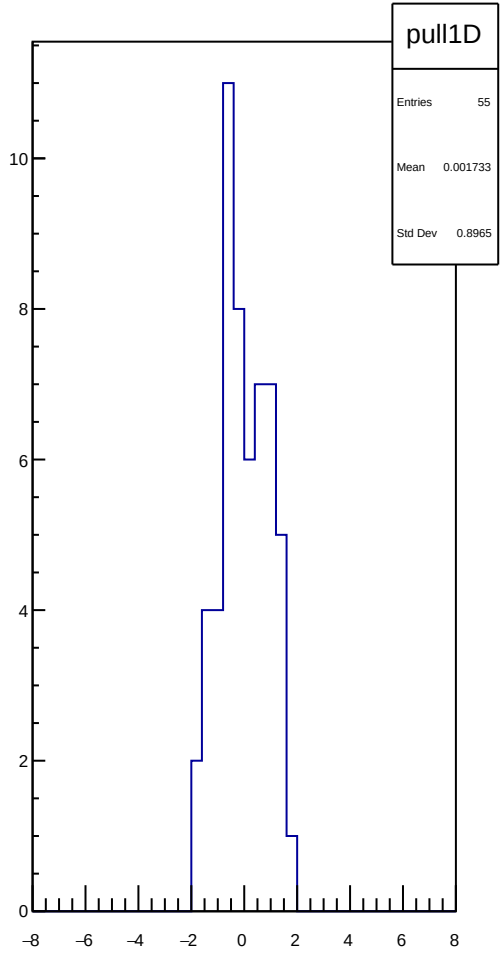
pull1D
Entries 55
Mean 0.001733
Std Dev 0.8965

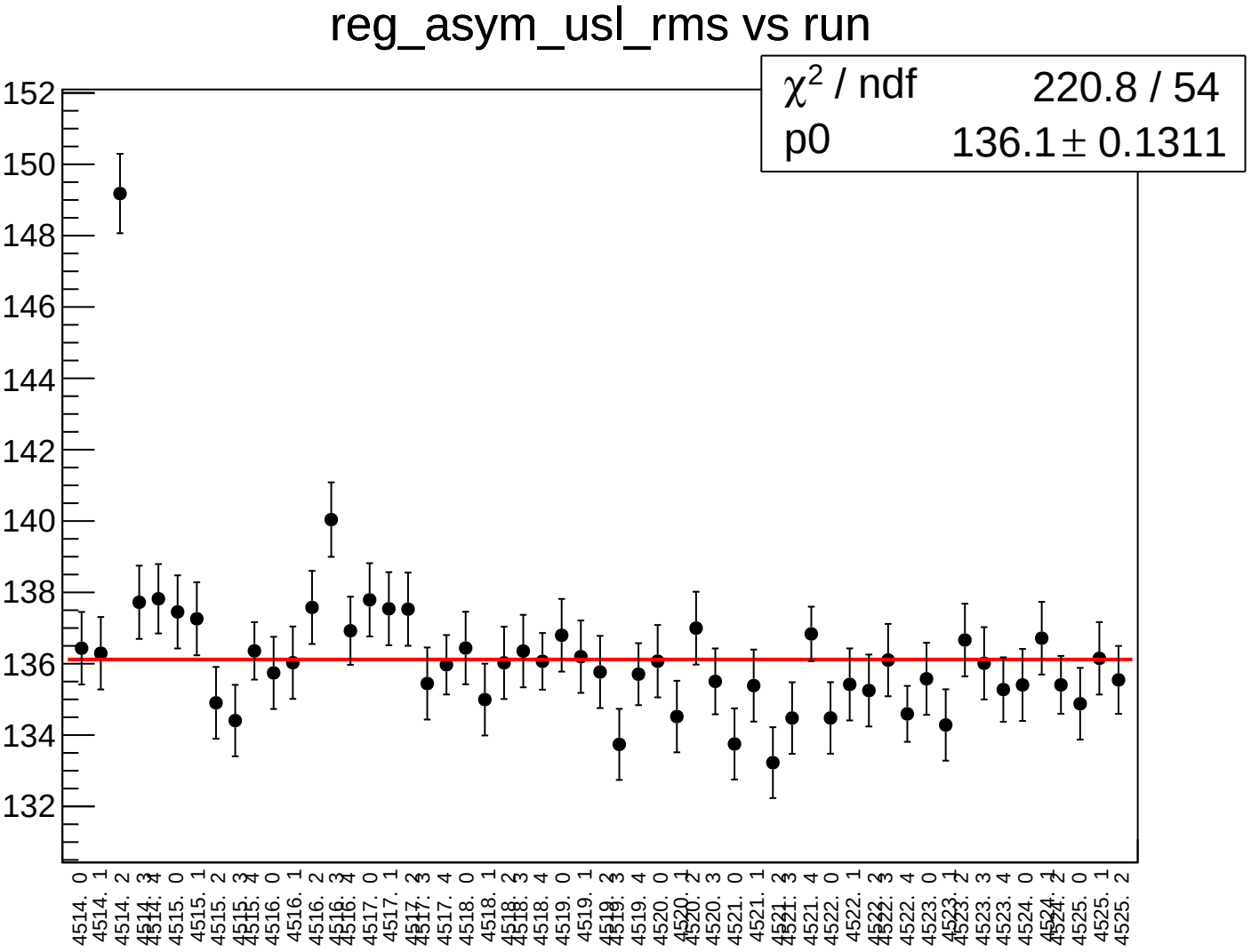
reg_asym_usl_rms vs run
χ^2 / ndf 220.8 / 54
p0 136.1 ± 0.1311
152
150
148
146
144
142
140
138
136
134
132
4514. 0
4514. 1
4514. 2
4514. 3
4514. 4
4515. 0
4515. 1
4515. 2
4515. 3
4515. 4
4516. 0
4516. 1
4516. 2
4516. 3
4516. 4
4517. 0
4517. 1
4517. 2
4517. 3
4517. 4
4518. 0
4518. 1
4518. 2
4518. 3
4518. 4
4519. 0
4519. 1
4519. 2
4519. 3
4519. 4
4520. 0
4520. 1
4520. 2
4520. 3
4521. 0
4521. 1
4521. 2
4521. 3
4521. 4
4522. 0
4522. 1
4522. 2
4522. 3
4522. 4
4523. 0
4523. 1
4523. 2
4523. 3
4523. 4
4524. 0
4524. 1
4524. 2
4525. 0
4525. 1
4525. 2

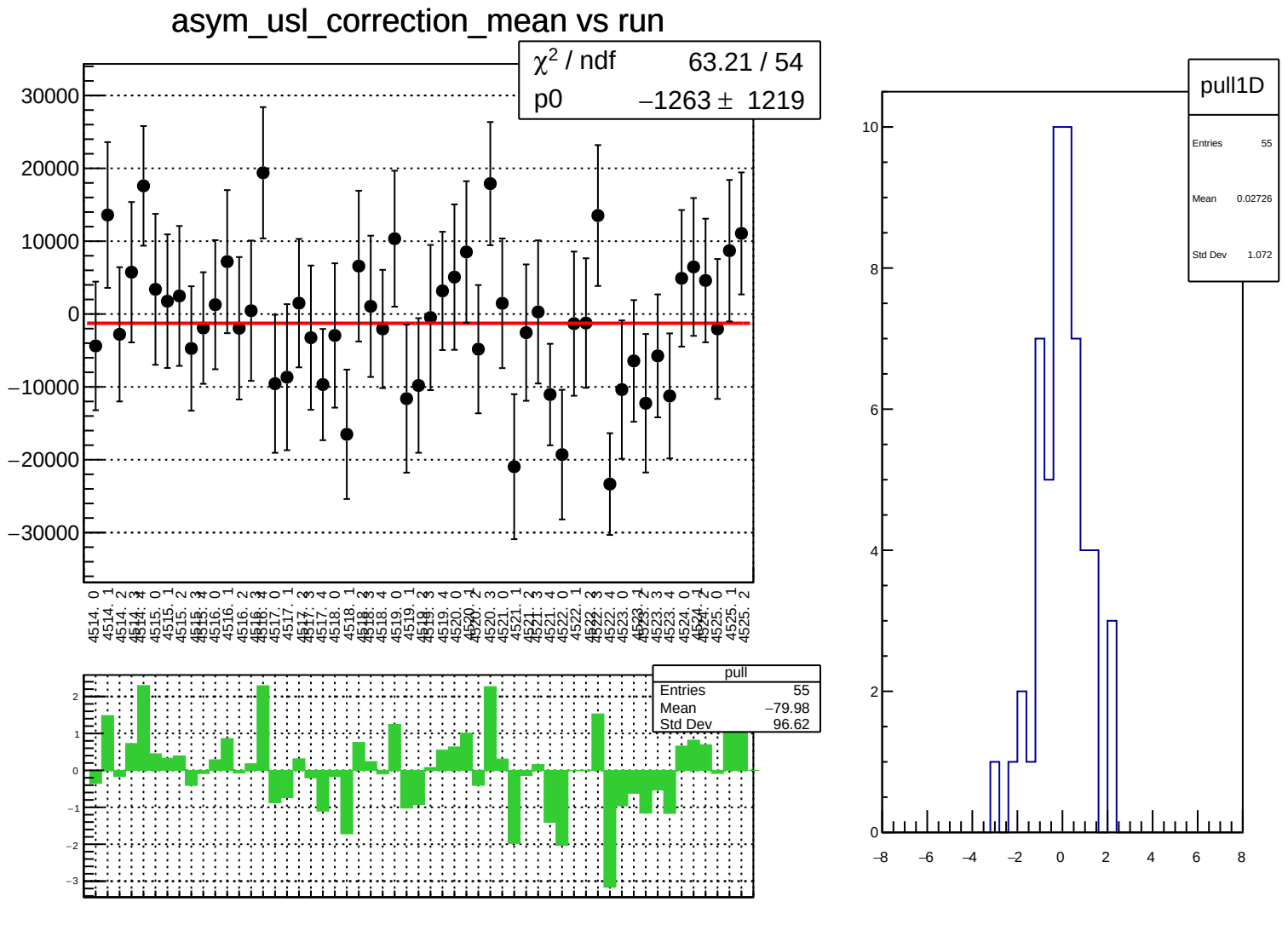
asym_usl_correction_mean vs run
χ² / ndf 63.21 / 54
p0 −1263 ± 1219
pull
Entries 55
Mean −79.98
Std Dev 96.62
pull1D
Entries 55
Mean 0.02726
Std Dev 1.072

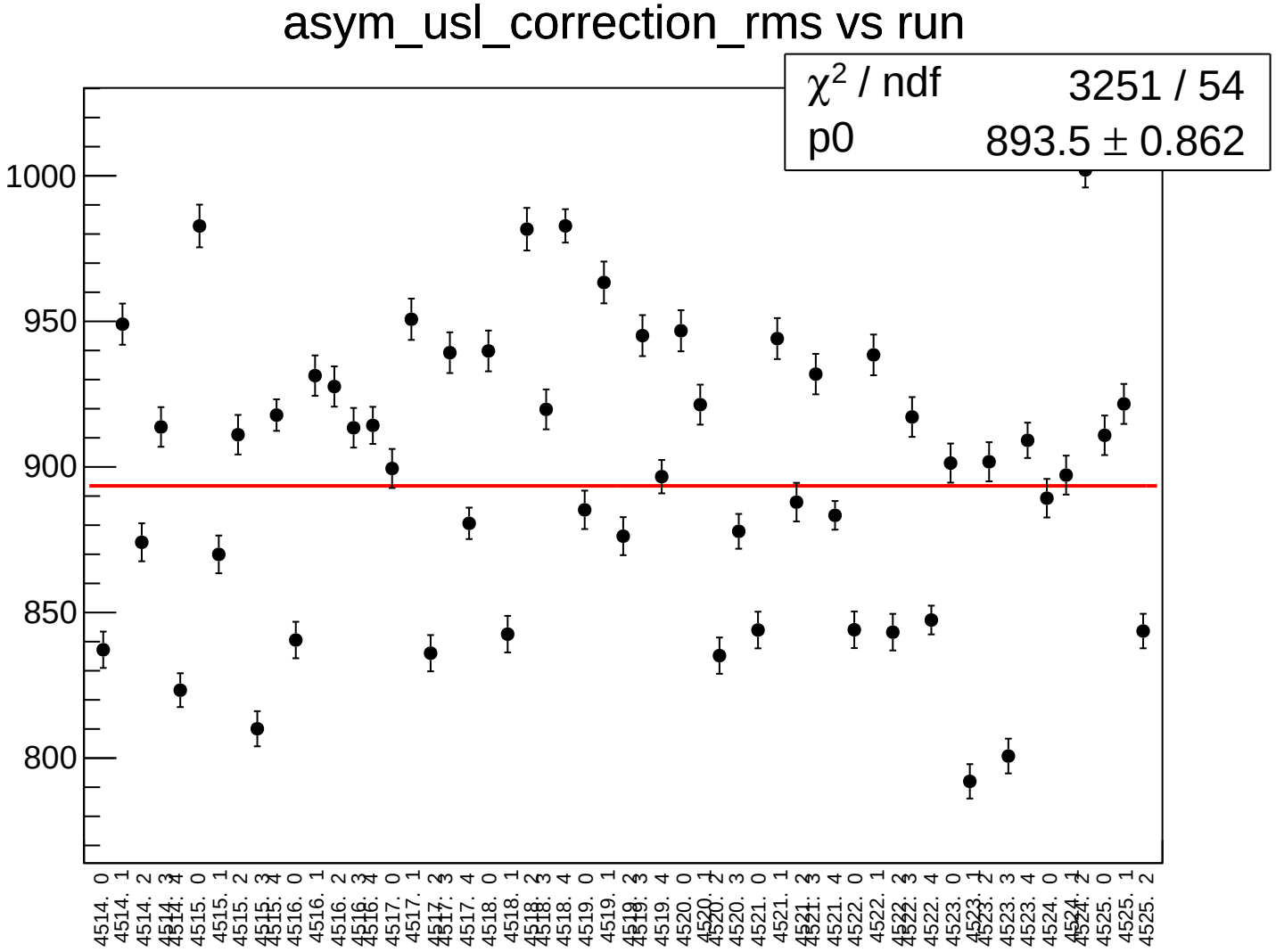
asym_usl_correction_rms vs run
χ² / ndf 3251 / 54
p0 893.5 ± 0.862
1000
950
900
850
800
4514. 0
4514. 1
4514. 2
4514. 3
4514. 4
4515. 0
4515. 1
4515. 2
4515. 3
4515. 4
4516. 0
4516. 1
4516. 2
4516. 3
4516. 4
4517. 0
4517. 1
4517. 2
4517. 3
4517. 4
4518. 0
4518. 1
4518. 2
4518. 3
4518. 4
4519. 0
4519. 1
4519. 2
4519. 3
4519. 4
4520. 0
4520. 1
4520. 2
4520. 3
4521. 0
4521. 1
4521. 2
4521. 3
4521. 4
4522. 0
4522. 1
4522. 2
4522. 3
4522. 4
4523. 0
4523. 1
4523. 2
4523. 3
4523. 4
4524. 0
4524. 1
4524. 2
4525. 0
4525. 1
4525. 2

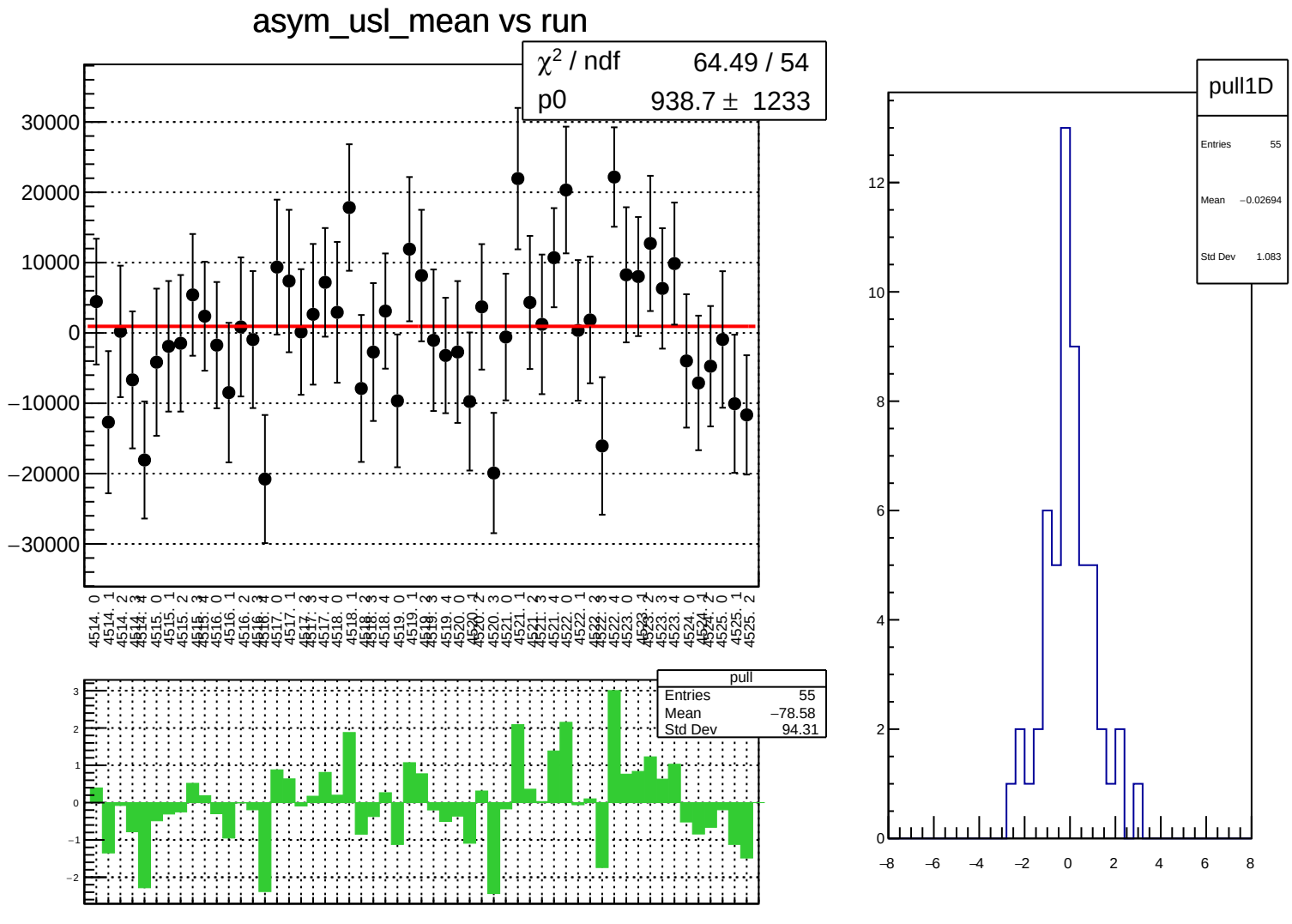
asym_usl_mean vs run
χ² / ndf 64.49 / 54
p0 938.7 ± 1233
30000
20000
10000
0
−10000
−20000
−30000
pull
Entries 55
Mean −78.58
Std Dev 94.31
pull1D
Entries 55
Mean −0.02694
Std Dev 1.083

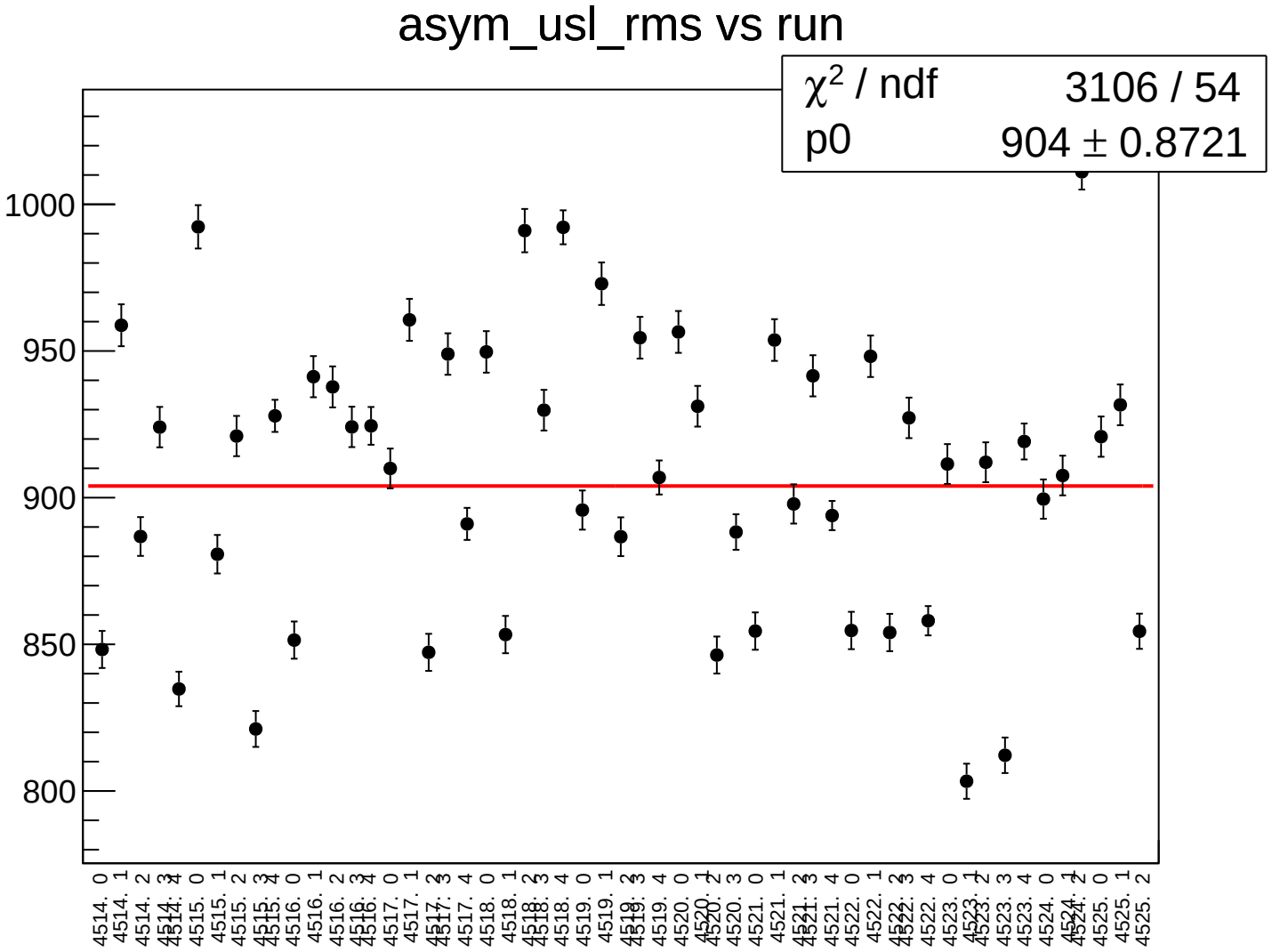
asym_usl_rms vs run
χ2 / ndf 3106 / 54
p0 904 ± 0.8721
1000
950
900
850
800
4514. 0
4514. 1
4514. 2
4514. 3
4514. 4
4515. 0
4515. 1
4515. 2
4515. 3
4515. 4
4516. 0
4516. 1
4516. 2
4516. 3
4516. 4
4517. 0
4517. 1
4517. 2
4517. 3
4517. 4
4518. 0
4518. 1
4518. 2
4518. 3
4518. 4
4519. 0
4519. 1
4519. 2
4519. 3
4519. 4
4520. 0
4520. 1
4520. 2
4520. 3
4521. 0
4521. 1
4521. 2
4521. 3
4521. 4
4522. 0
4522. 1
4522. 2
4522. 3
4522. 4
4523. 0
4523. 1
4523. 2
4523. 3
4523. 4
4524. 0
4524. 1
4524. 2
4525. 0
4525. 1
4525. 2

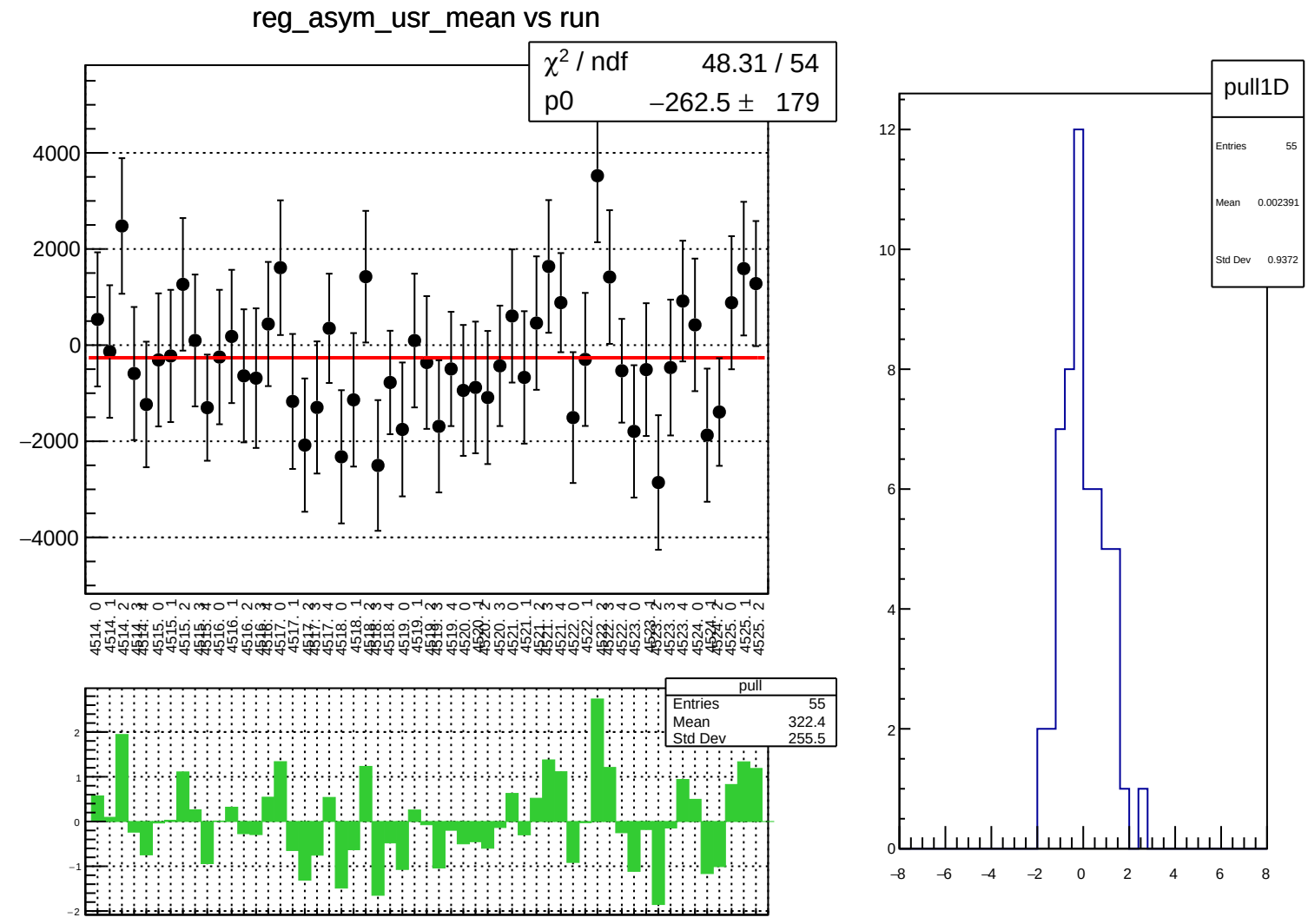
reg_asym_usr_mean vs run
χ² / ndf 48.31 / 54
p0 −262.5 ± 179
pull
Entries 55
Mean 322.4
Std Dev 255.5
pull1D
Entries 55
Mean 0.002391
Std Dev 0.9372

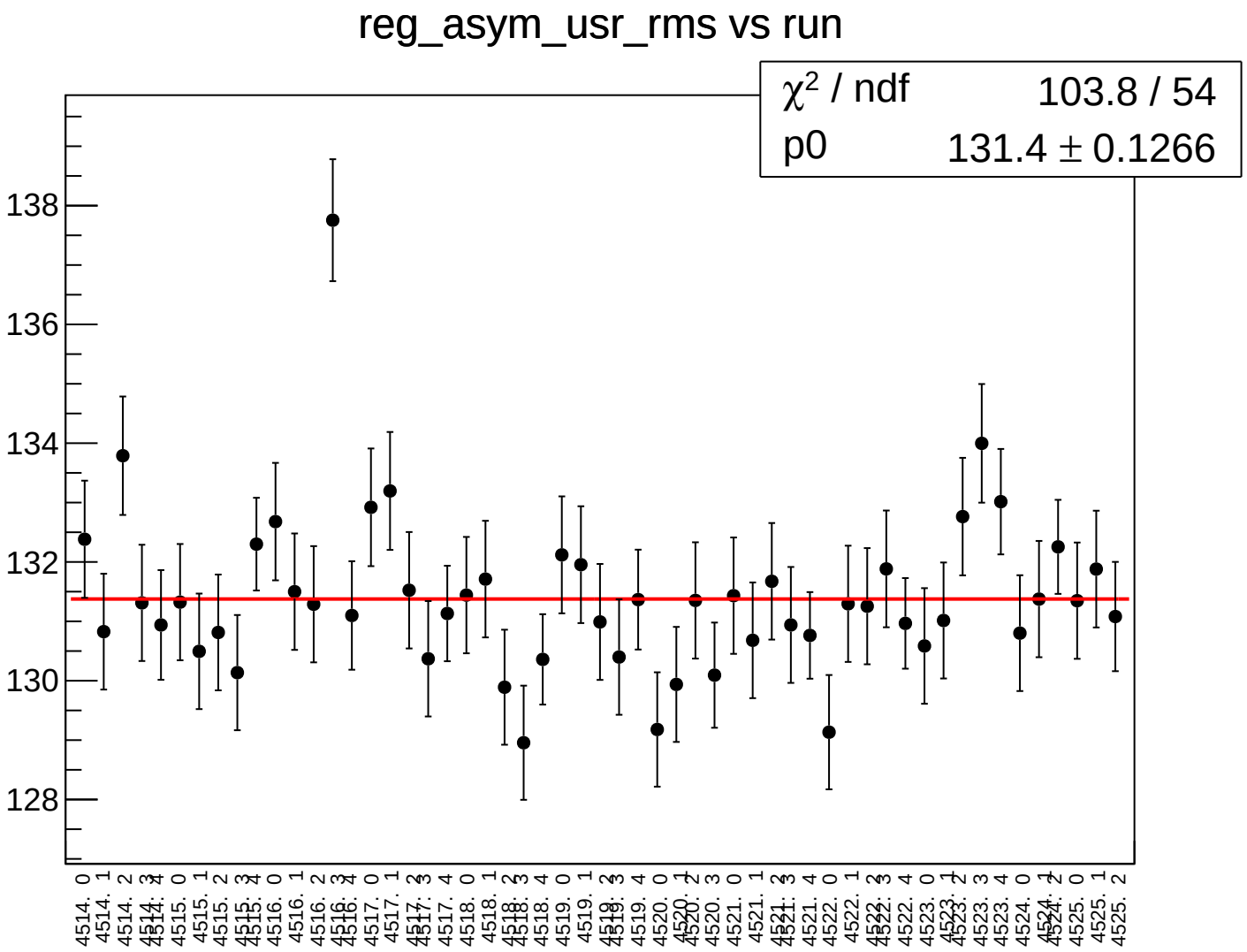
reg_asym_usr_rms vs run
χ^2 / ndf 103.8 / 54
p0 131.4 ± 0.1266
138
136
134
132
130
128
4514. 0
4514. 1
4514. 2
4514. 3
4514. 4
4515. 0
4515. 1
4515. 2
4515. 3
4515. 4
4516. 0
4516. 1
4516. 2
4516. 3
4516. 4
4517. 0
4517. 1
4517. 2
4517. 3
4517. 4
4518. 0
4518. 1
4518. 2
4518. 3
4518. 4
4519. 0
4519. 1
4519. 2
4519. 3
4519. 4
4520. 0
4520. 1
4520. 2
4520. 3
4521. 0
4521. 1
4521. 2
4521. 3
4521. 4
4522. 0
4522. 1
4522. 2
4522. 3
4522. 4
4523. 0
4523. 1
4523. 2
4523. 3
4523. 4
4524. 0
4524. 1
4524. 2
4525. 0
4525. 1
4525. 2

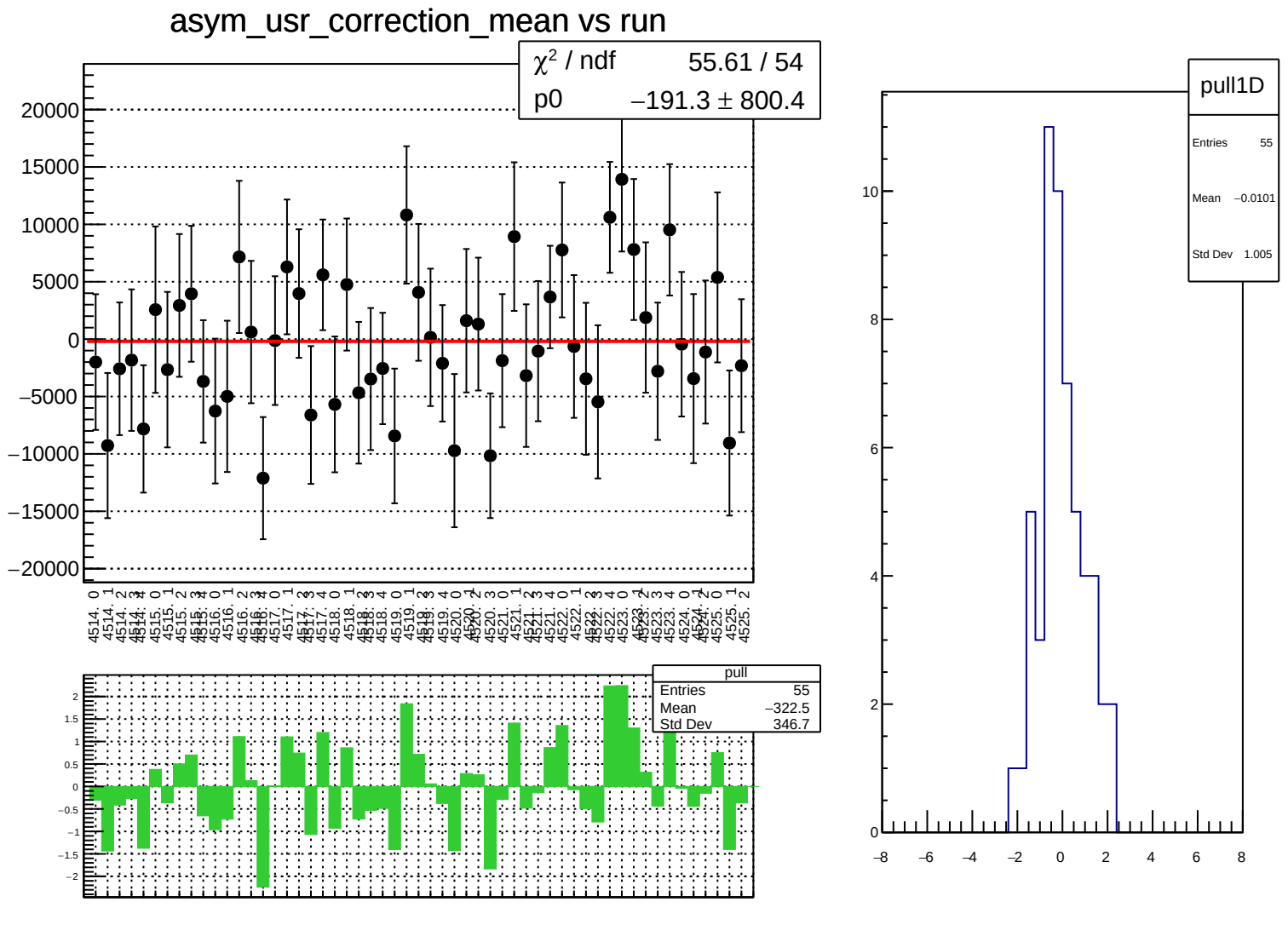
asym_usr_correction_mean vs run
χ² / ndf 55.61 / 54
p0 −191.3 ± 800.4
pull
Entries 55
Mean −322.5
Std Dev 346.7
pull1D
Entries 55
Mean −0.0101
Std Dev 1.005

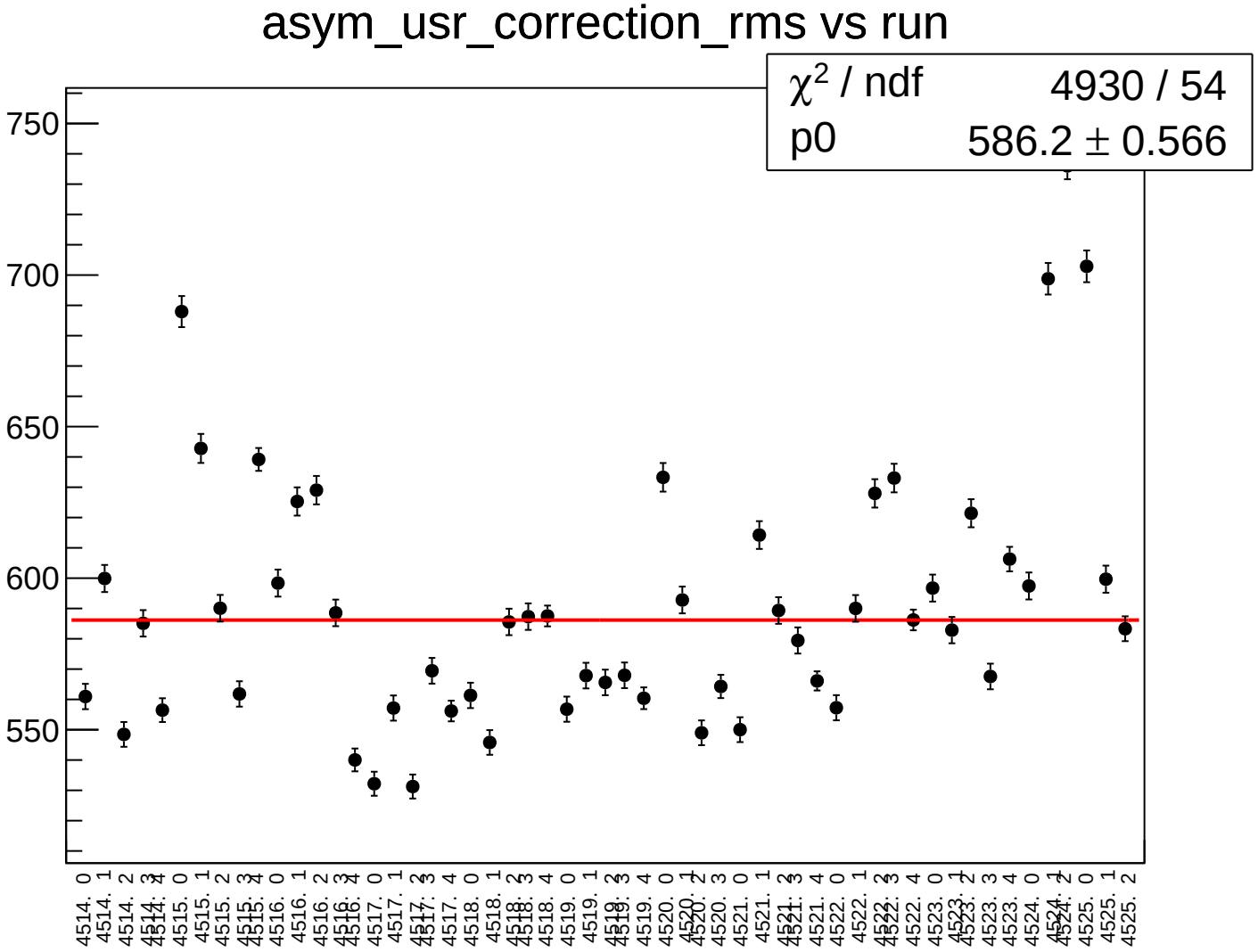
asym_usr_correction_rms vs run
χ² / ndf 4930 / 54
p0 586.2 ± 0.566
750
700
650
600
550
4514. 0
4514. 1
4514. 2
4514. 3
4514. 4
4515. 0
4515. 1
4515. 2
4515. 3
4515. 4
4516. 0
4516. 1
4516. 2
4516. 3
4516. 4
4517. 0
4517. 1
4517. 2
4517. 3
4517. 4
4518. 0
4518. 1
4518. 2
4518. 3
4518. 4
4519. 0
4519. 1
4519. 2
4519. 3
4519. 4
4520. 0
4520. 1
4520. 2
4520. 3
4521. 0
4521. 1
4521. 2
4521. 3
4521. 4
4522. 0
4522. 1
4522. 2
4522. 3
4522. 4
4523. 0
4523. 1
4523. 2
4523. 3
4523. 4
4524. 0
4524. 1
4524. 2
4525. 0
4525. 1
4525. 2

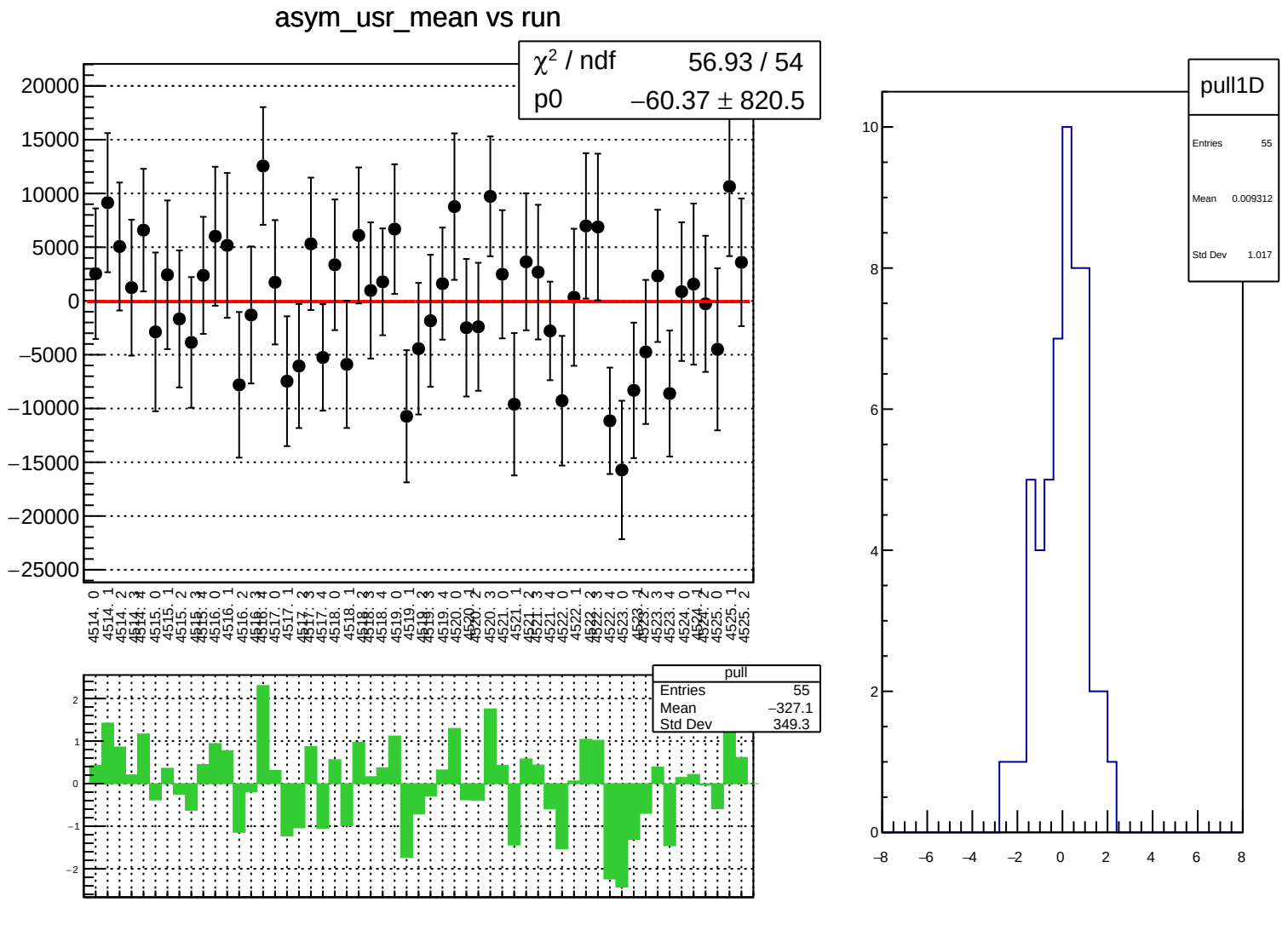
asym_usr_mean vs run
χ² / ndf 56.93 / 54
p0 −60.37 ± 820.5
pull
Entries 55
Mean −327.1
Std Dev 349.3
pull1D
Entries 55
Mean 0.009312
Std Dev 1.017

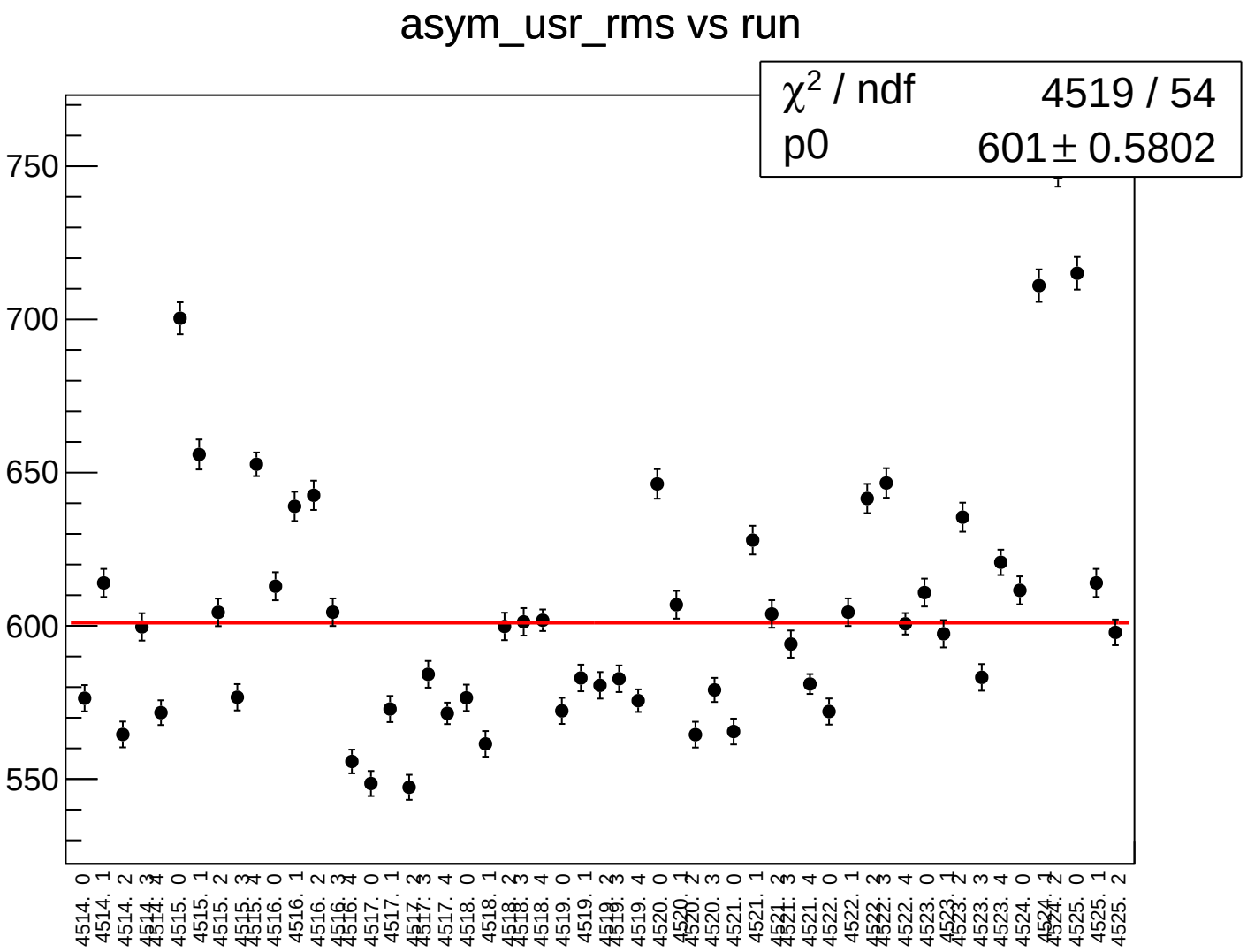
asym_usr_rms vs run
χ² / ndf 4519 / 54
p0 601 ± 0.5802
750
700
650
600
550
4514. 0
4514. 1
4514. 2
4514. 3
4514. 4
4515. 0
4515. 1
4515. 2
4515. 3
4515. 4
4516. 0
4516. 1
4516. 2
4516. 3
4516. 4
4517. 0
4517. 1
4517. 2
4517. 3
4517. 4
4518. 0
4518. 1
4518. 2
4518. 3
4518. 4
4519. 0
4519. 1
4519. 2
4519. 3
4519. 4
4520. 0
4520. 1
4520. 2
4520. 3
4521. 0
4521. 1
4521. 2
4521. 3
4521. 4
4522. 0
4522. 1
4522. 2
4522. 3
4522. 4
4523. 0
4523. 1
4523. 2
4523. 3
4523. 4
4524. 0
4524. 1
4524. 2
4525. 0
4525. 1
4525. 2

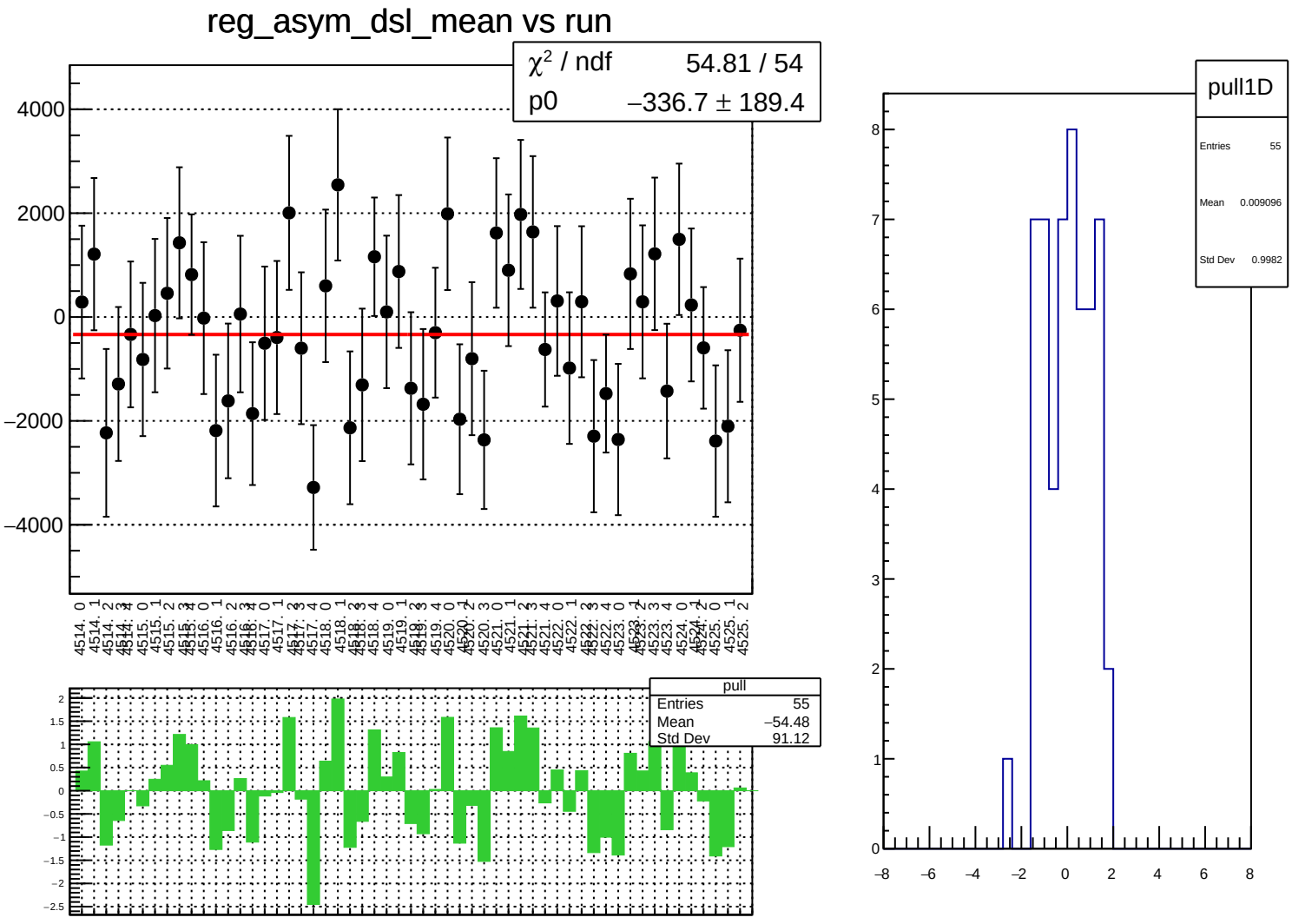
reg_asym_dsl_mean vs run
χ² / ndf 54.81 / 54
p0 −336.7 ± 189.4
pull
Entries 55
Mean −54.48
Std Dev 91.12
pull1D
Entries 55
Mean 0.009096
Std Dev 0.9982

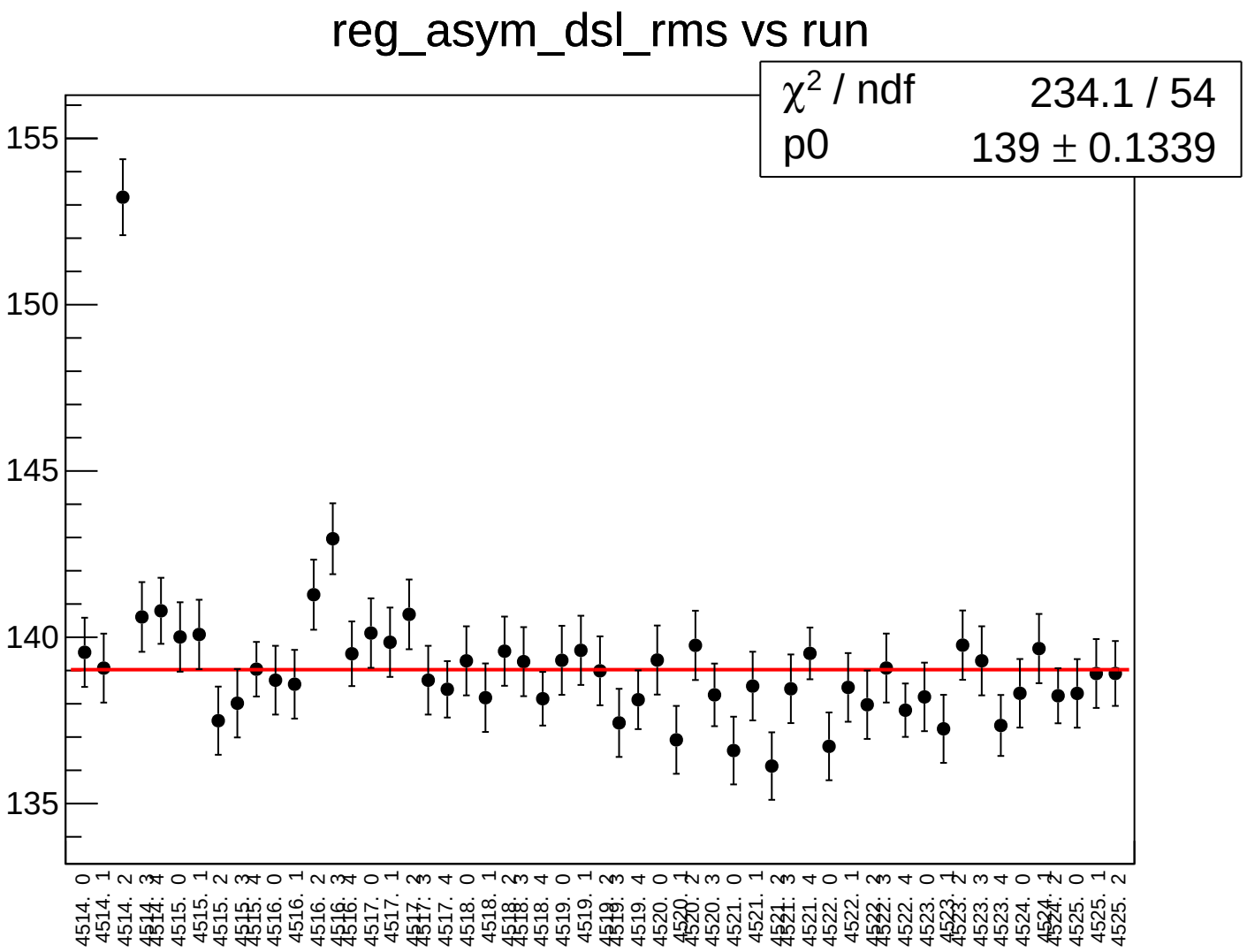
reg_asym_dsl_rms vs run
χ2 / ndf 234.1 / 54
p0 139 ± 0.1339
155
150
145
140
135
4514. 0
4514. 1
4514. 2
4514. 3
4514. 4
4515. 0
4515. 1
4515. 2
4515. 3
4515. 4
4516. 0
4516. 1
4516. 2
4516. 3
4516. 4
4517. 0
4517. 1
4517. 2
4517. 3
4517. 4
4518. 0
4518. 1
4518. 2
4518. 3
4518. 4
4519. 0
4519. 1
4519. 2
4519. 3
4519. 4
4520. 0
4520. 1
4520. 2
4520. 3
4521. 0
4521. 1
4521. 2
4521. 3
4521. 4
4522. 0
4522. 1
4522. 2
4522. 3
4522. 4
4523. 0
4523. 1
4523. 2
4523. 3
4523. 4
4524. 0
4524. 1
4524. 2
4525. 0
4525. 1
4525. 2

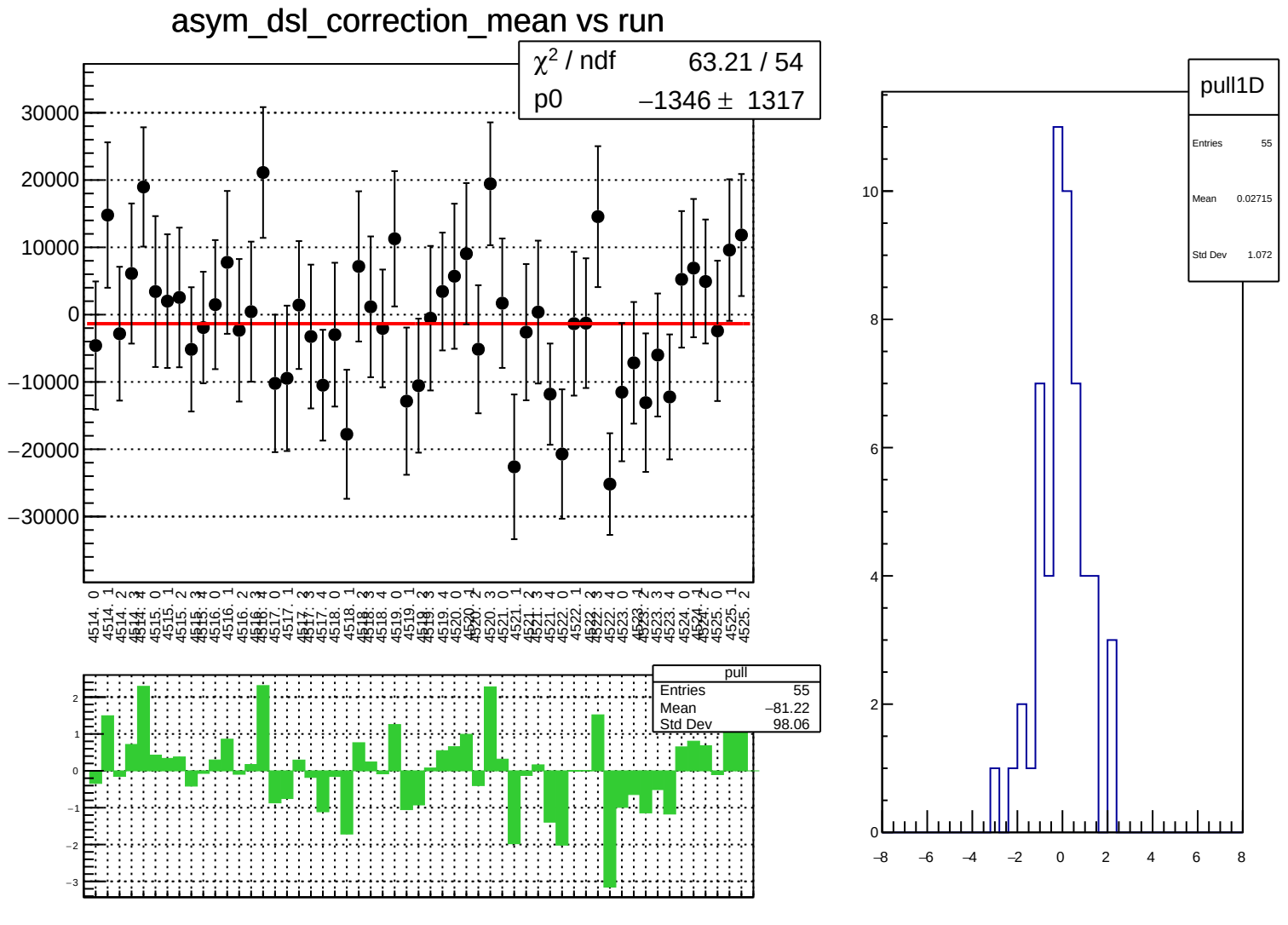
asym_dsl_correction_mean vs run
χ² / ndf 63.21 / 54
p0 −1346 ± 1317
pull
Entries 55
Mean −81.22
Std Dev 98.06
pull1D
Entries 55
Mean 0.02715
Std Dev 1.072

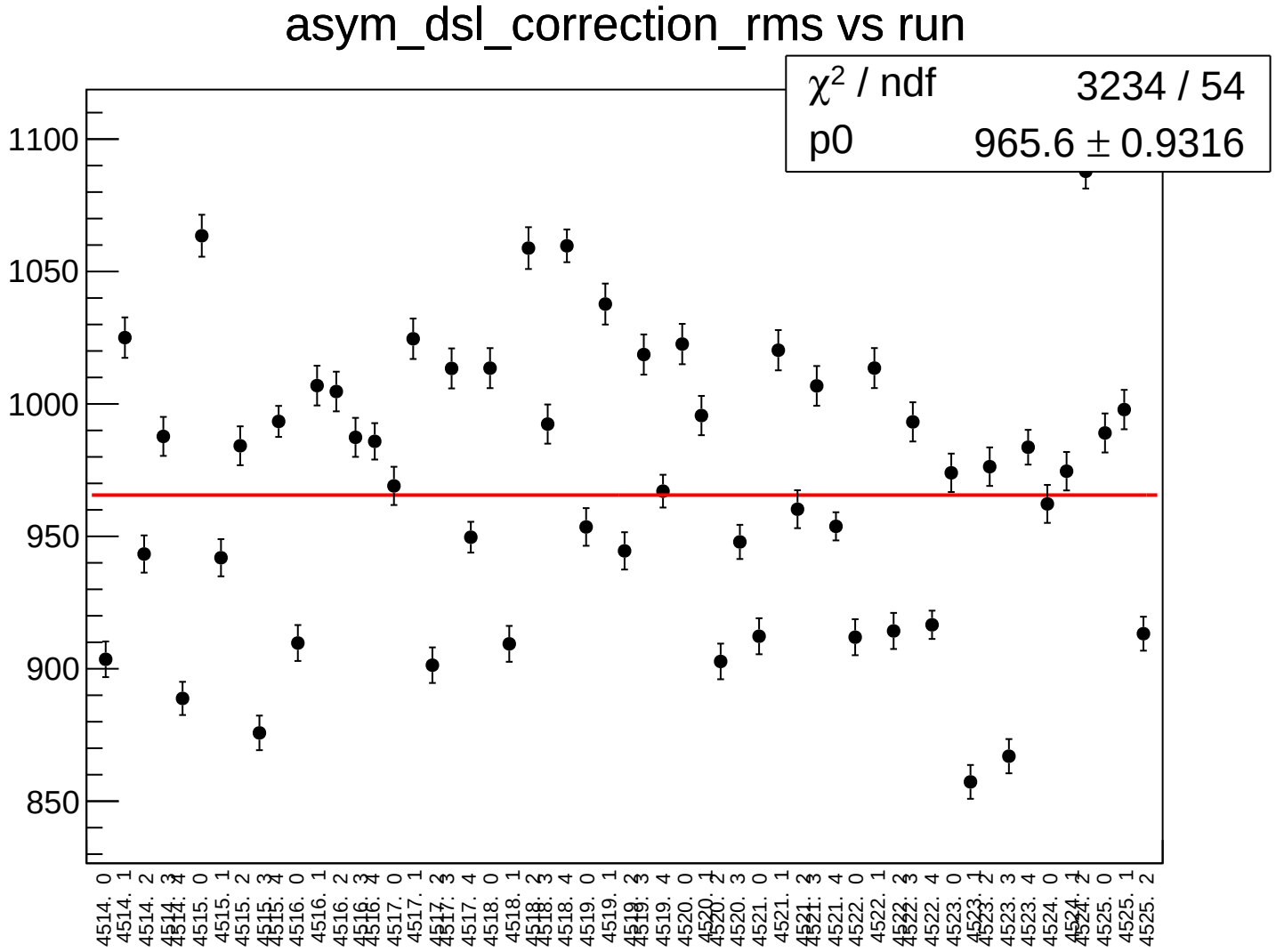
asym_dsl_correction_rms vs run
χ^2 / ndf 3234 / 54
p0 965.6 ± 0.9316
1100
1050
1000
950
900
850
4514. 0
4514. 1
4514. 2
4514. 3
4514. 4
4515. 0
4515. 1
4515. 2
4515. 3
4515. 4
4516. 0
4516. 1
4516. 2
4516. 3
4516. 4
4517. 0
4517. 1
4517. 2
4517. 3
4517. 4
4518. 0
4518. 1
4518. 2
4518. 3
4518. 4
4519. 0
4519. 1
4519. 2
4519. 3
4519. 4
4520. 0
4520. 1
4520. 2
4520. 3
4521. 0
4521. 1
4521. 2
4521. 3
4521. 4
4522. 0
4522. 1
4522. 2
4522. 3
4522. 4
4523. 0
4523. 1
4523. 2
4523. 3
4523. 4
4524. 0
4524. 1
4524. 2
4525. 0
4525. 1
4525. 2

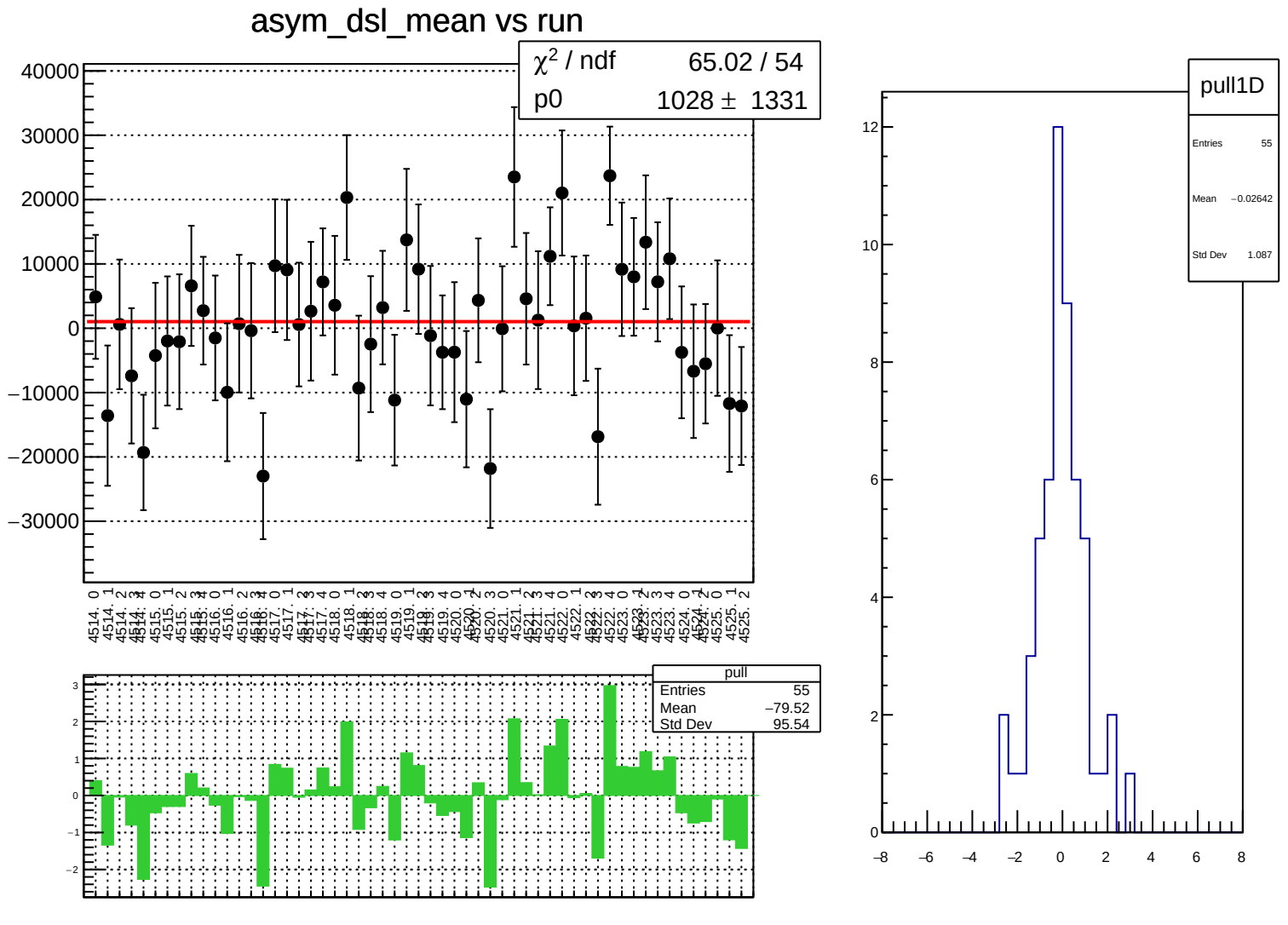
asym_dsl_mean vs run
χ² / ndf 65.02 / 54
p0 1028 ± 1331
pull
Entries 55
Mean −79.52
Std Dev 95.54
pull1D
Entries 55
Mean −0.02642
Std Dev 1.087

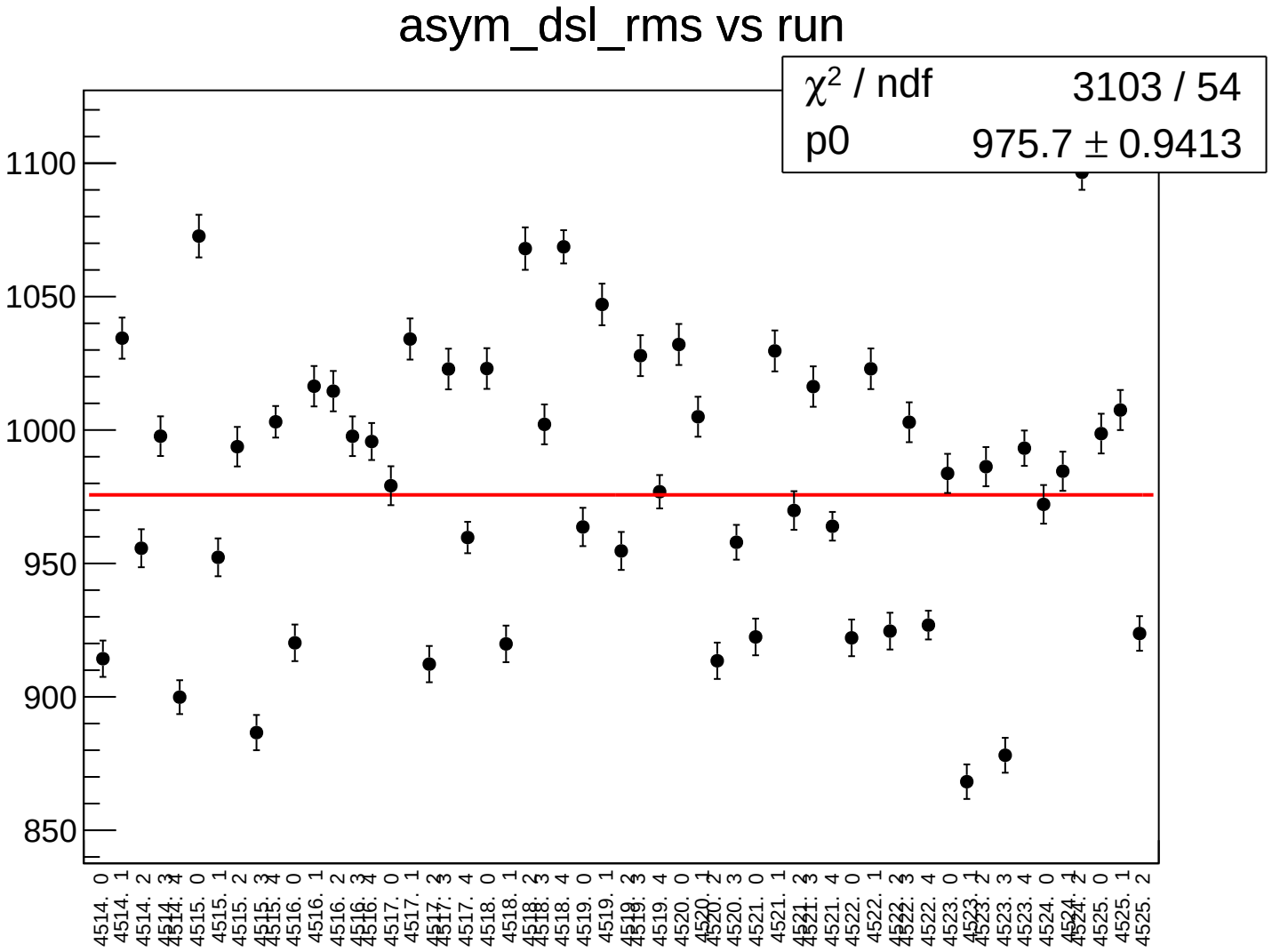
asym_dsl_rms vs run
χ^2 / ndf 3103 / 54
p0 975.7 ± 0.9413
1100
1050
1000
950
900
850
4514. 0
4514. 1
4514. 2
4514. 3
4514. 4
4515. 0
4515. 1
4515. 2
4515. 3
4515. 4
4516. 0
4516. 1
4516. 2
4516. 3
4516. 4
4517. 0
4517. 1
4517. 2
4517. 3
4517. 4
4518. 0
4518. 1
4518. 2
4518. 3
4518. 4
4519. 0
4519. 1
4519. 2
4519. 3
4519. 4
4520. 0
4520. 1
4520. 2
4520. 3
4521. 0
4521. 1
4521. 2
4521. 3
4521. 4
4522. 0
4522. 1
4522. 2
4522. 3
4522. 4
4523. 0
4523. 1
4523. 2
4523. 3
4523. 4
4524. 0
4524. 1
4524. 2
4525. 0
4525. 1
4525. 2

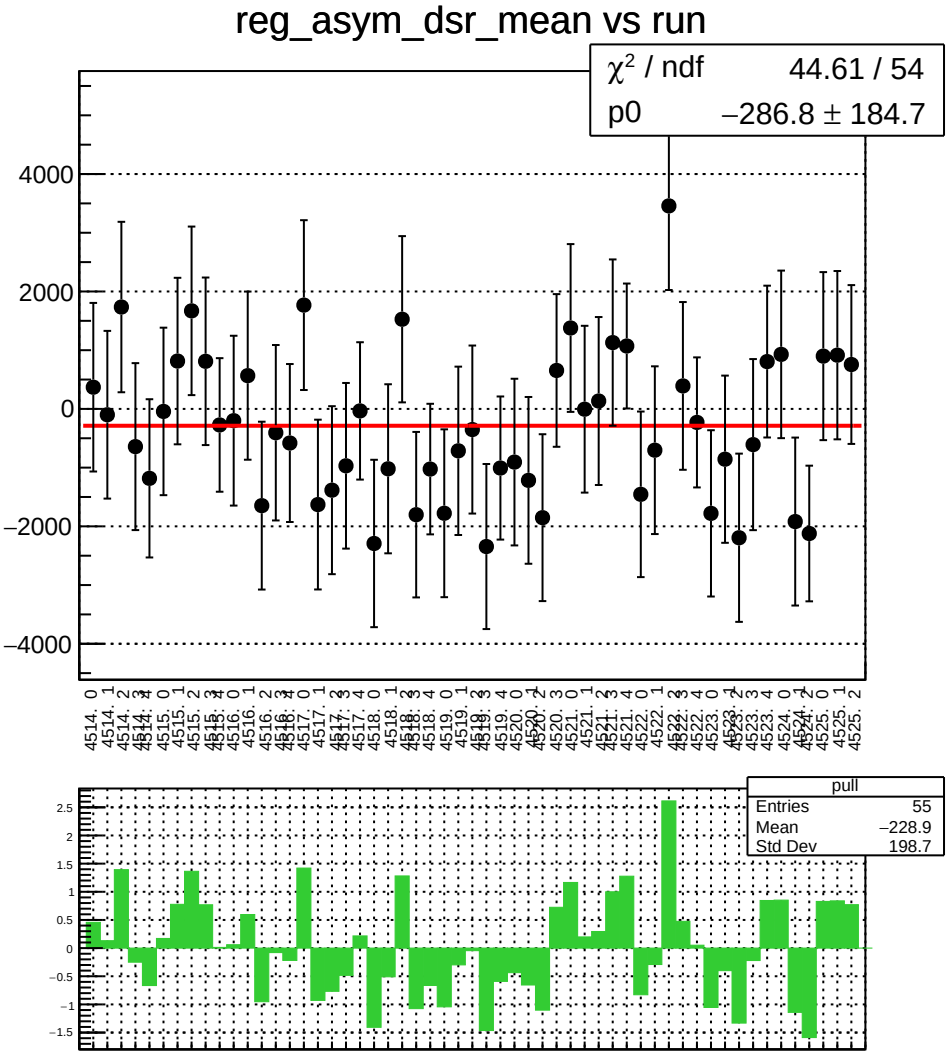
reg_asym_dsr_mean vs run
χ^2 / ndf 44.61 / 54
p0 −286.8 ± 184.7
4000
2000
0
−2000
−4000
pull
Entries 55
Mean −228.9
Std Dev 198.7
2.5
2
1.5
1
0.5
0
−0.5
−1
−1.5

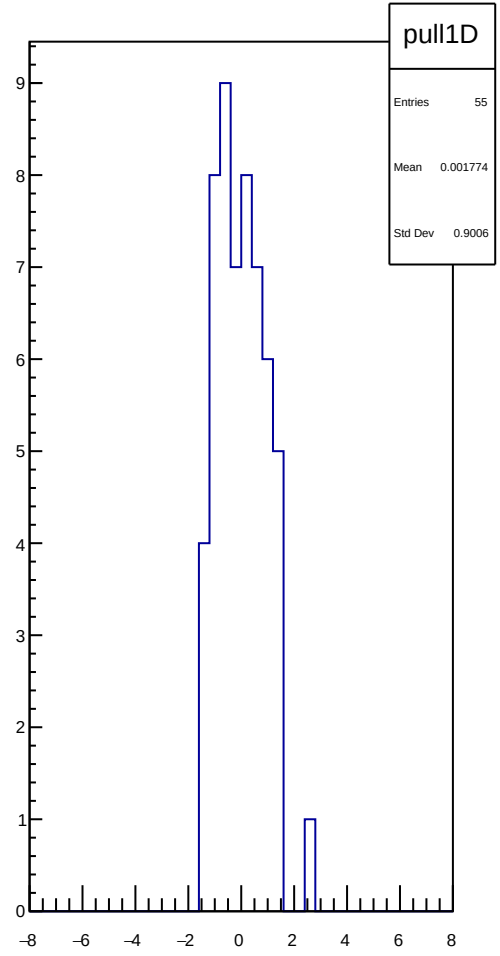
pull1D
Entries 55
Mean 0.001774
Std Dev 0.9006
9
8
7
6
5
4
3
2
1
0
−8
−6
−4
−2
0
2
4
6
8

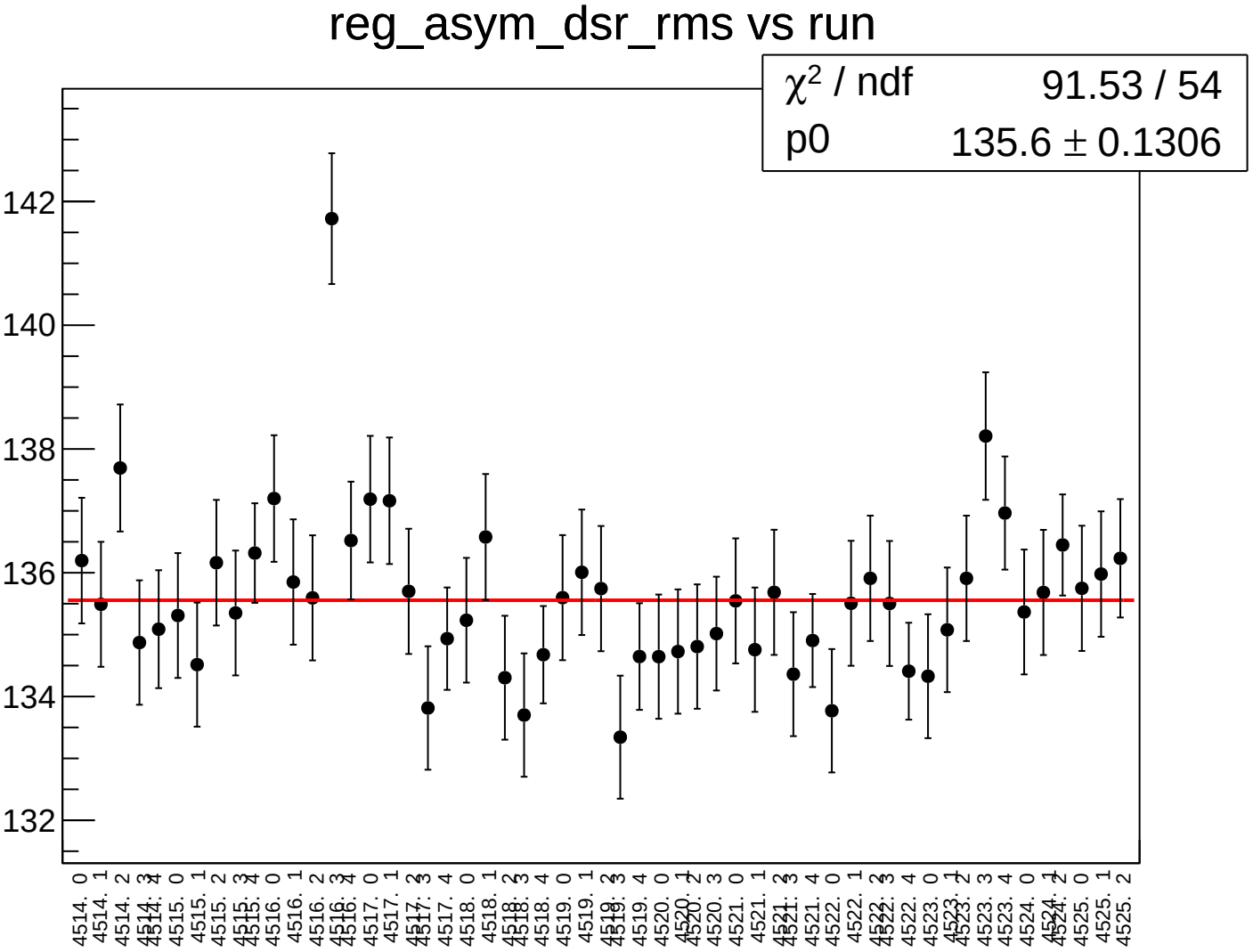
reg_asym_dsr_rms vs run
χ^2 / ndf 91.53 / 54
p0 135.6 ± 0.1306
142
140
138
136
134
132
4514. 0
4514. 1
4514. 2
4514. 3
4514. 4
4515. 0
4515. 1
4515. 2
4515. 3
4515. 4
4516. 0
4516. 1
4516. 2
4516. 3
4516. 4
4517. 0
4517. 1
4517. 2
4517. 3
4517. 4
4518. 0
4518. 1
4518. 2
4518. 3
4518. 4
4519. 0
4519. 1
4519. 2
4519. 3
4519. 4
4520. 0
4520. 1
4520. 2
4520. 3
4521. 0
4521. 1
4521. 2
4521. 3
4521. 4
4522. 0
4522. 1
4522. 2
4522. 3
4522. 4
4523. 0
4523. 1
4523. 2
4523. 3
4523. 4
4524. 0
4524. 1
4524. 2
4525. 0
4525. 1
4525. 2

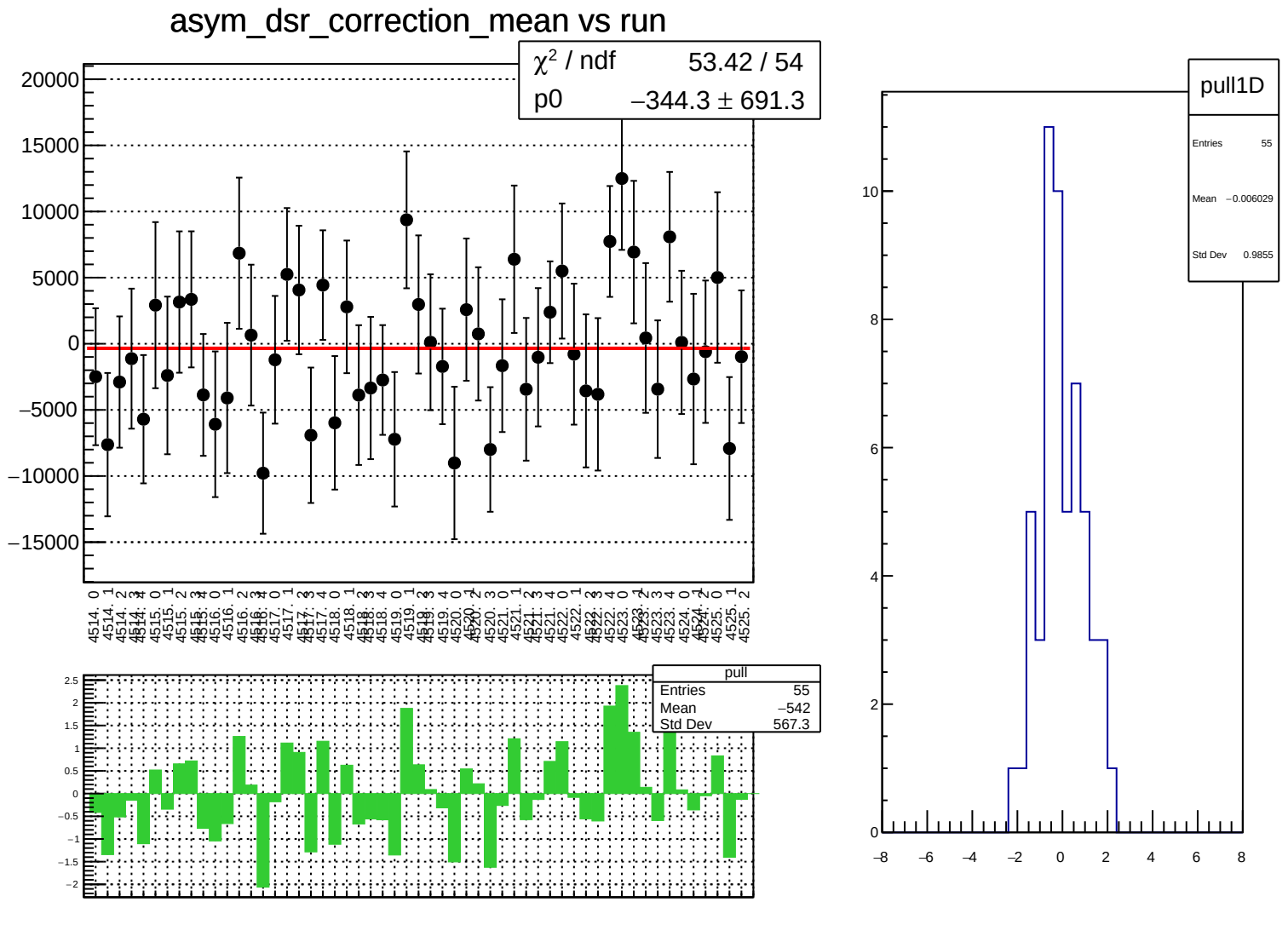
asym_dsr_correction_mean vs run
χ² / ndf 53.42 / 54
p0 −344.3 ± 691.3
pull
Entries 55
Mean −542
Std Dev 567.3
pull1D
Entries 55
Mean −0.006029
Std Dev 0.9855

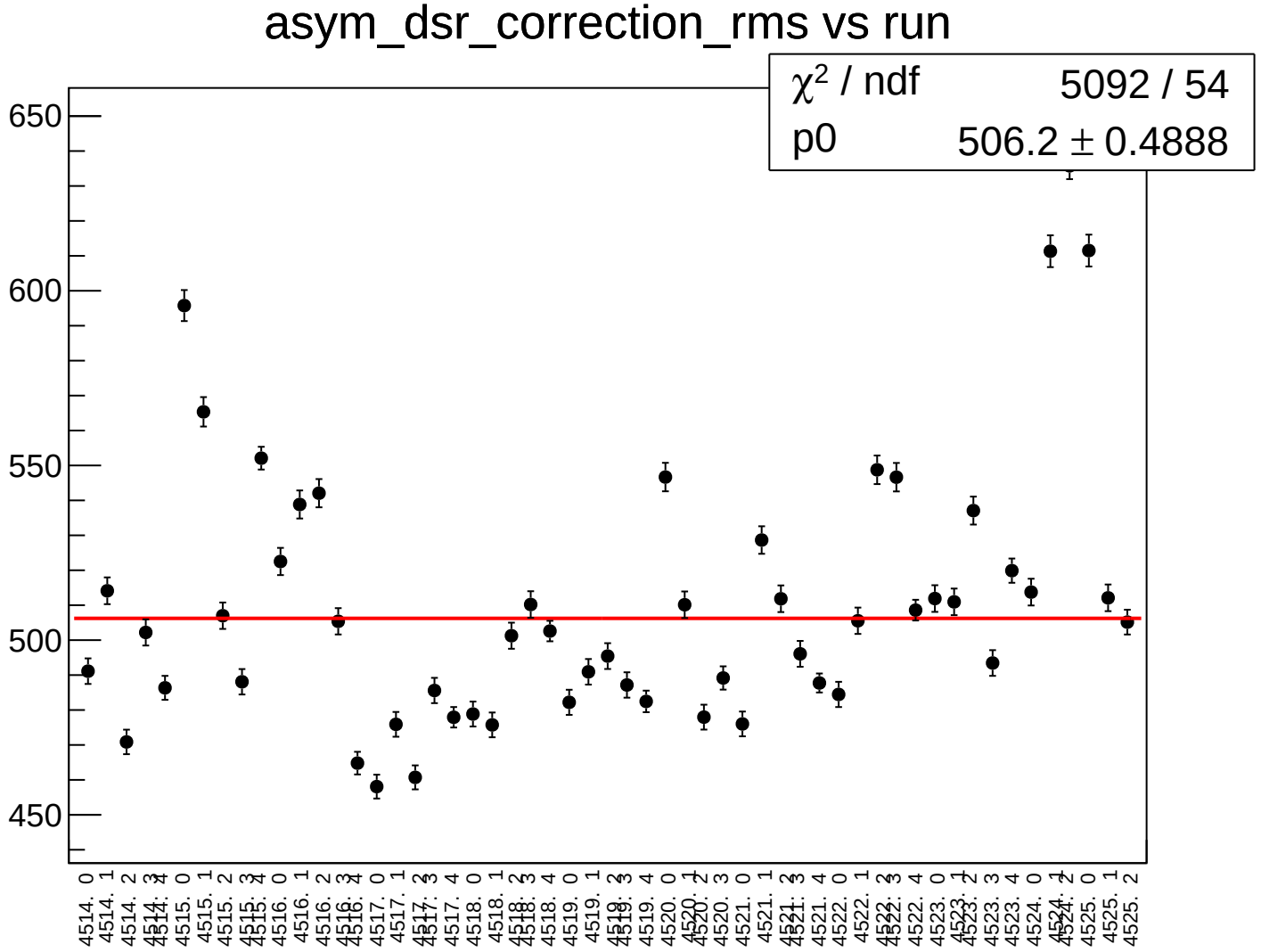
asym_dsr_correction_rms vs run
χ^2 / ndf 5092 / 54
p0 506.2 ± 0.4888
650
600
550
500
450
4514. 0
4514. 1
4514. 2
4514. 3
4514. 4
4515. 0
4515. 1
4515. 2
4515. 3
4515. 4
4516. 0
4516. 1
4516. 2
4516. 3
4516. 4
4517. 0
4517. 1
4517. 2
4517. 3
4517. 4
4518. 0
4518. 1
4518. 2
4518. 3
4518. 4
4519. 0
4519. 1
4519. 2
4519. 3
4519. 4
4520. 0
4520. 1
4520. 2
4520. 3
4521. 0
4521. 1
4521. 2
4521. 3
4521. 4
4522. 0
4522. 1
4522. 2
4522. 3
4522. 4
4523. 0
4523. 1
4523. 2
4523. 3
4523. 4
4524. 0
4524. 1
4524. 2
4525. 0
4525. 1
4525. 2

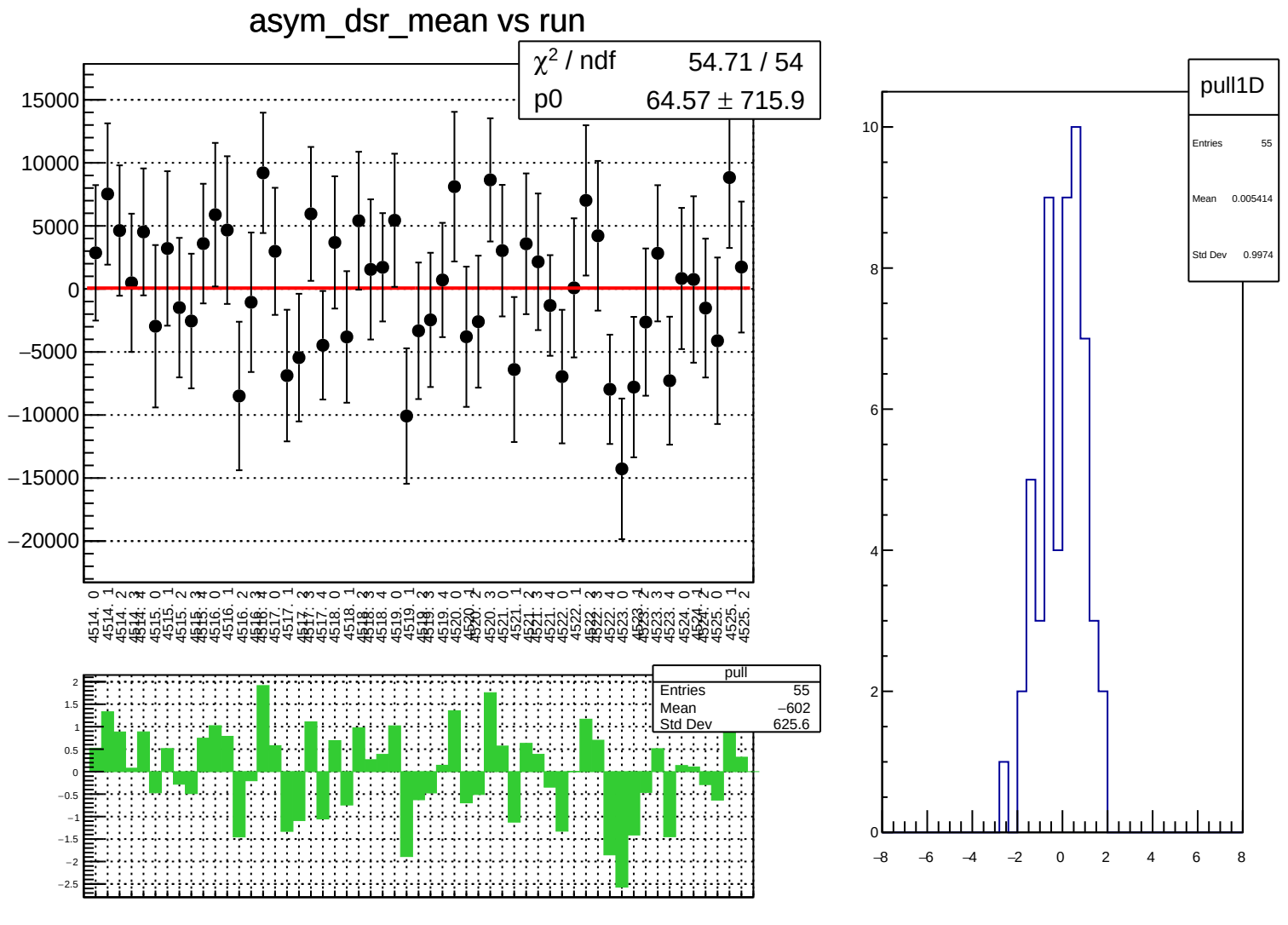
asym_dsr_mean vs run
χ² / ndf 54.71 / 54
p0 64.57 ± 715.9
pull
Entries 55
Mean −602
Std Dev 625.6
pull1D
Entries 55
Mean 0.005414
Std Dev 0.9974

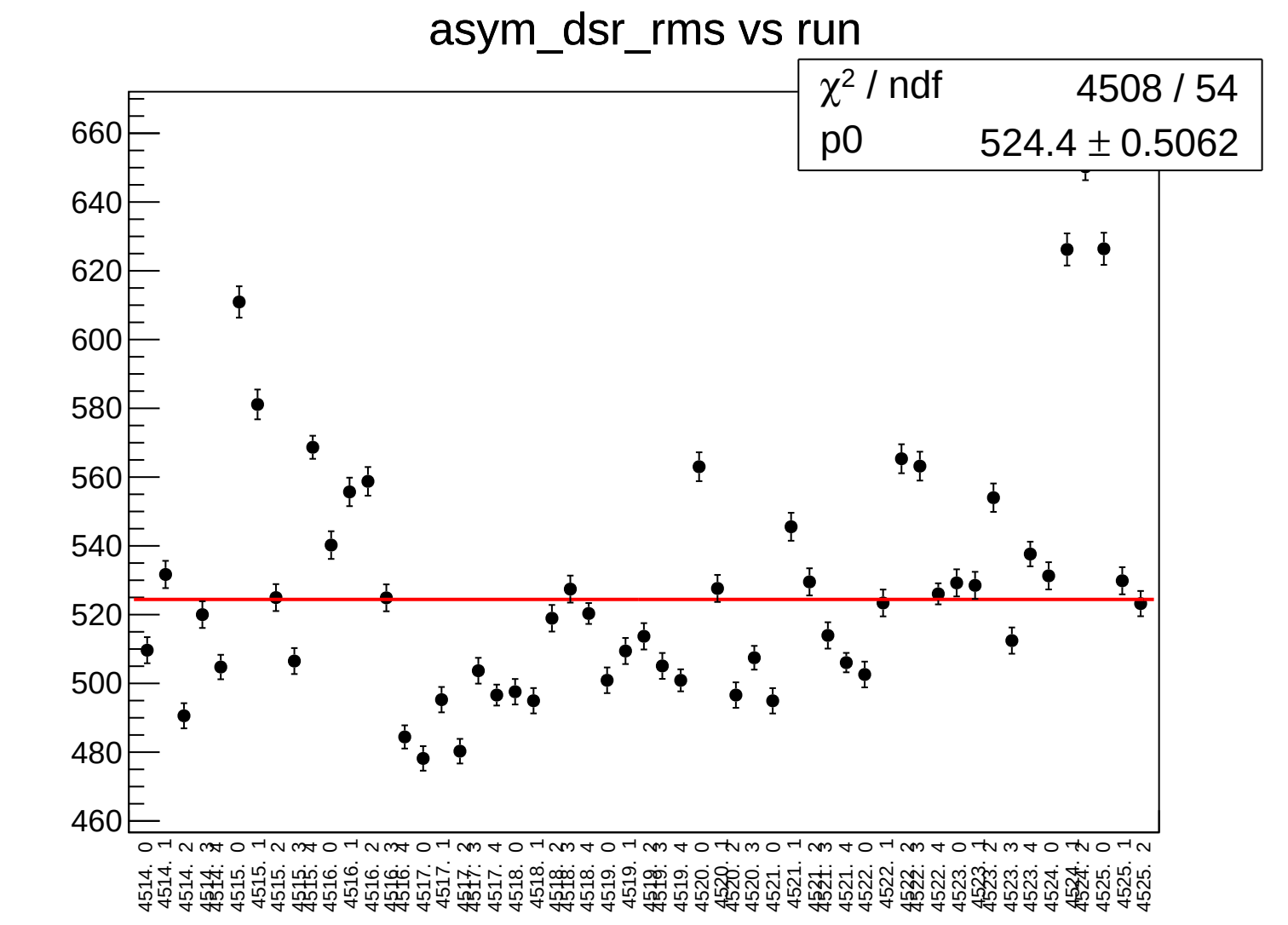
asym_dsr_rms vs run
χ2 / ndf 4508 / 54
p0 524.4 ± 0.5062
660
640
620
600
580
560
540
520
500
480
460
4514. 0
4514. 1
4514. 2
4514. 3
4514. 4
4515. 0
4515. 1
4515. 2
4515. 3
4515. 4
4516. 0
4516. 1
4516. 2
4516. 3
4516. 4
4517. 0
4517. 1
4517. 2
4517. 3
4517. 4
4518. 0
4518. 1
4518. 2
4518. 3
4518. 4
4519. 0
4519. 1
4519. 2
4519. 3
4519. 4
4520. 0
4520. 1
4520. 2
4520. 3
4521. 0
4521. 1
4521. 2
4521. 3
4521. 4
4522. 0
4522. 1
4522. 2
4522. 3
4522. 4
4523. 0
4523. 1
4523. 2
4523. 3
4523. 4
4524. 0
4524. 1
4524. 2
4525. 0
4525. 1
4525. 2

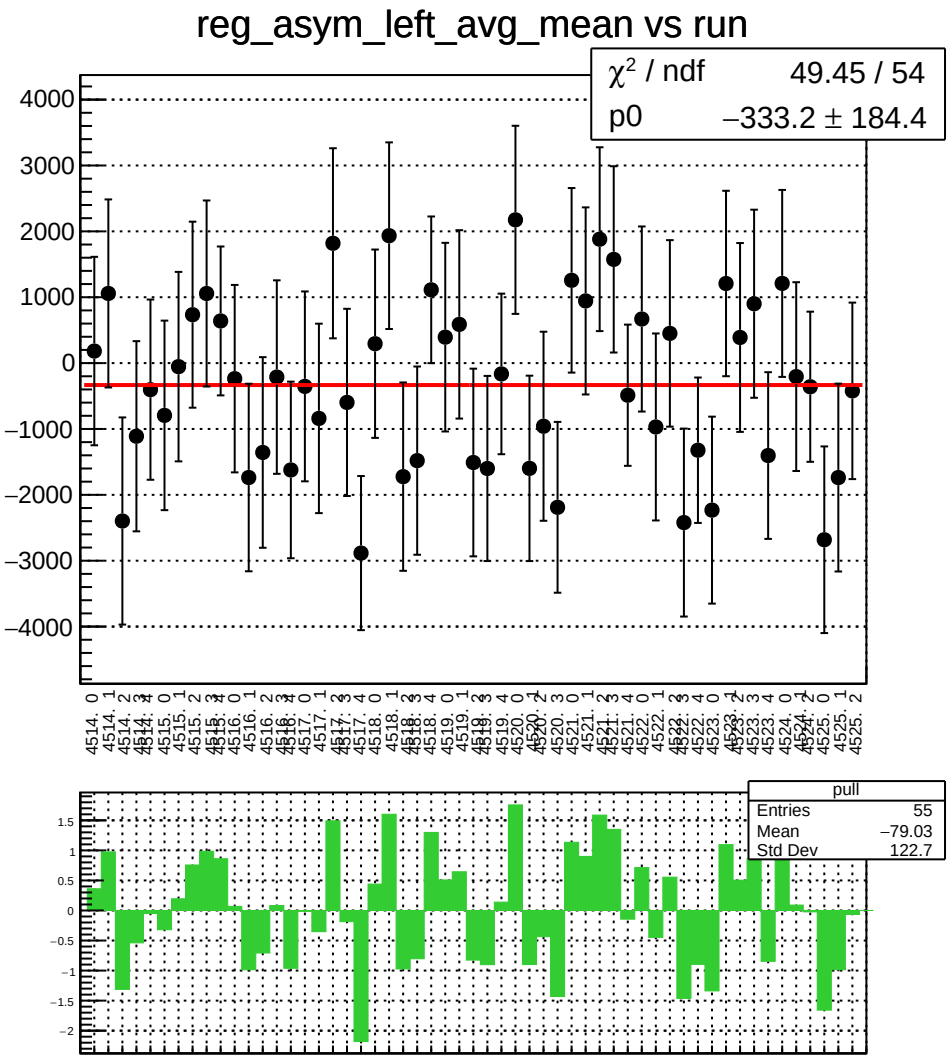
reg_asym_left_avg_mean vs run
χ² / ndf 49.45 / 54
p0 −333.2 ± 184.4
pull
Entries 55
Mean −79.03
Std Dev 122.7

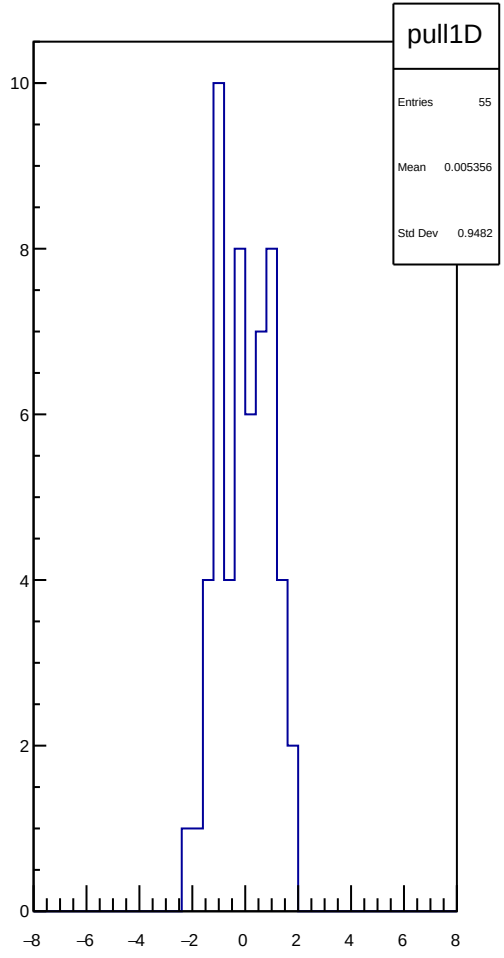
pull1D
Entries 55
Mean 0.005356
Std Dev 0.9482

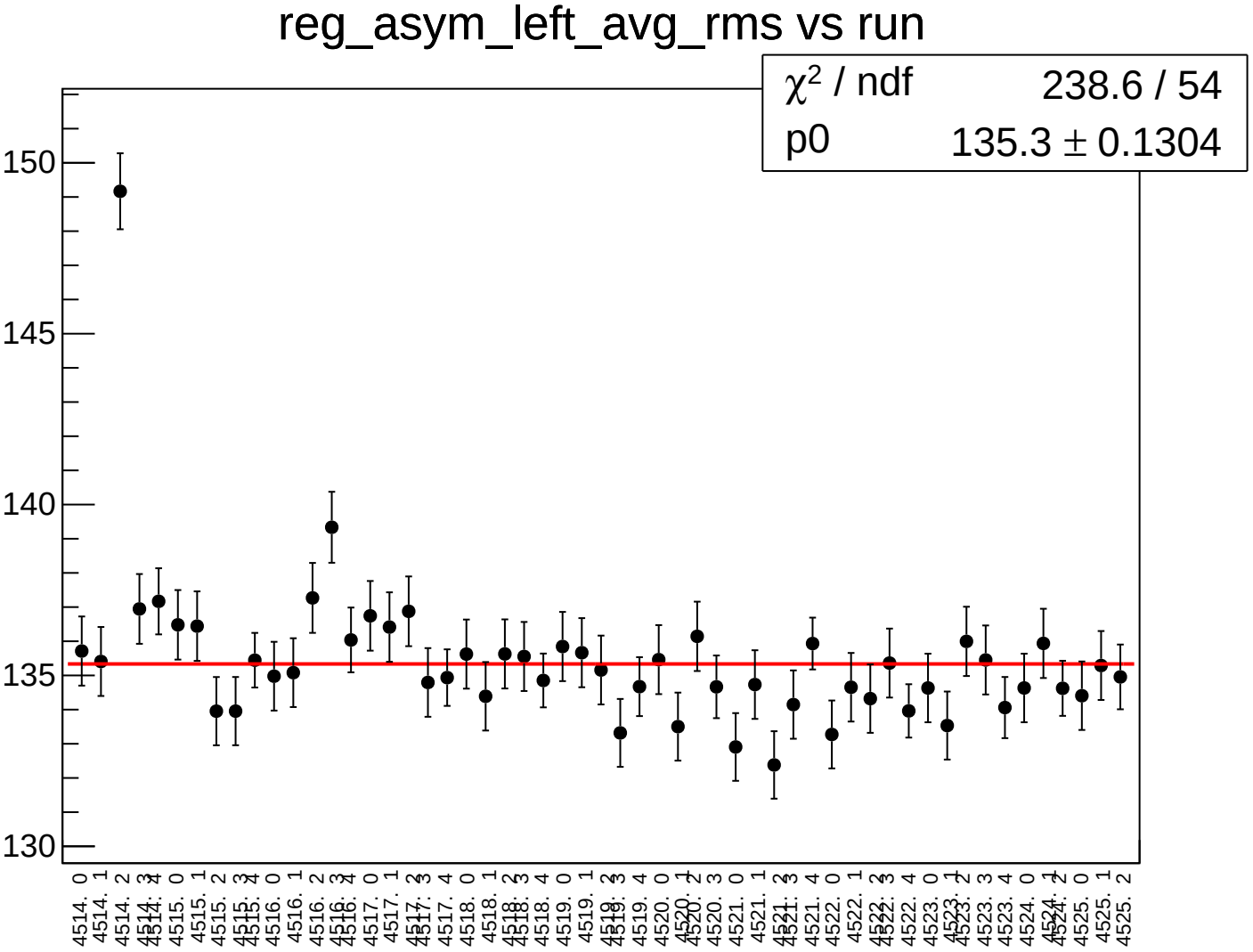
reg_asym_left_avg_rms vs run
χ^2 / ndf 238.6 / 54
p0 135.3 ± 0.1304
150
145
140
135
130
4514. 0
4514. 1
4514. 2
4514. 3
4514. 4
4515. 0
4515. 1
4515. 2
4515. 3
4515. 4
4516. 0
4516. 1
4516. 2
4516. 3
4516. 4
4517. 0
4517. 1
4517. 2
4517. 3
4517. 4
4518. 0
4518. 1
4518. 2
4518. 3
4518. 4
4519. 0
4519. 1
4519. 2
4519. 3
4519. 4
4520. 0
4520. 1
4520. 2
4520. 3
4521. 0
4521. 1
4521. 2
4521. 3
4521. 4
4522. 0
4522. 1
4522. 2
4522. 3
4522. 4
4523. 0
4523. 1
4523. 2
4523. 3
4523. 4
4524. 0
4524. 1
4524. 2
4525. 0
4525. 1
4525. 2

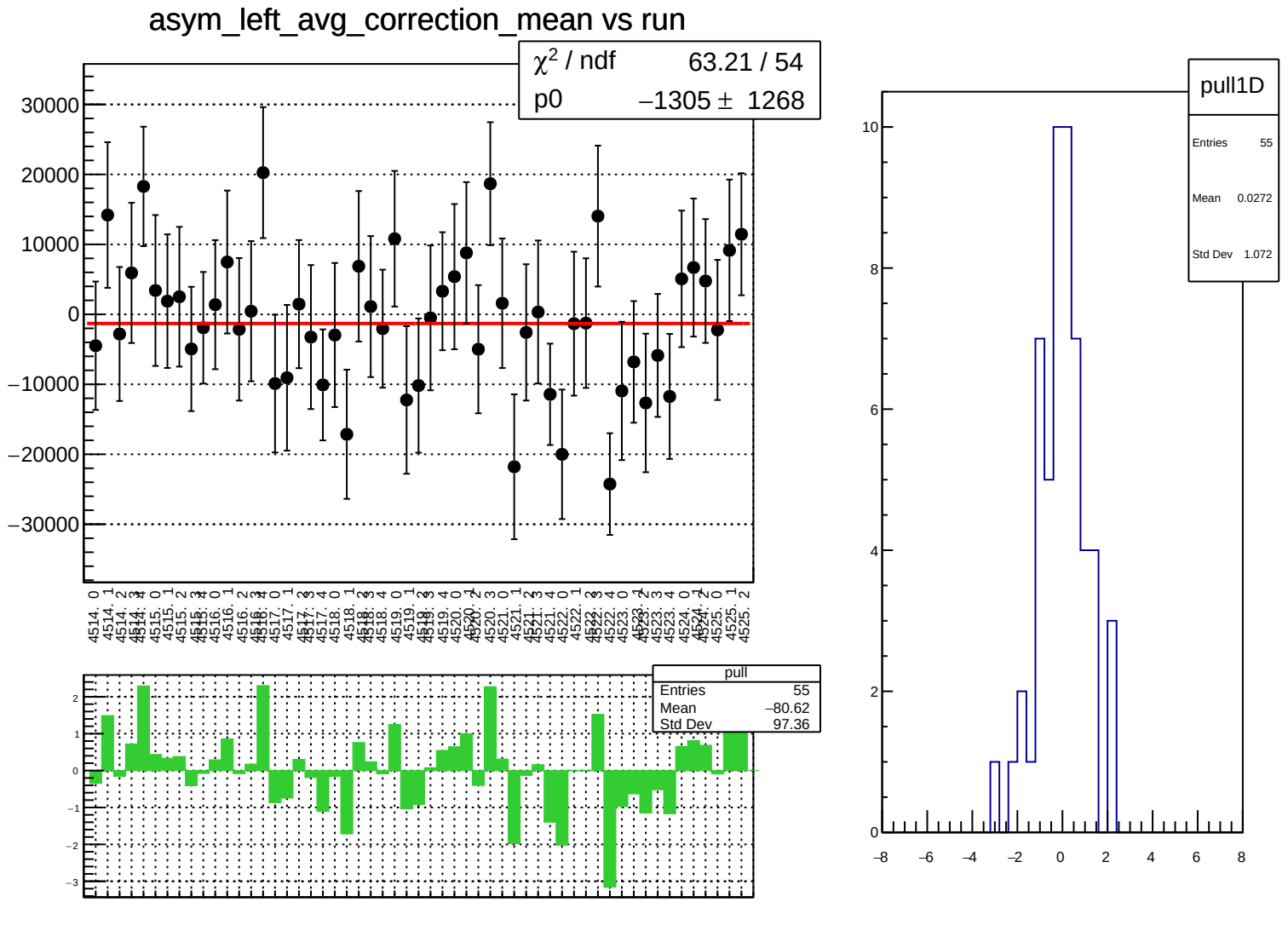
asym_left_avg_correction_mean vs run
χ² / ndf 63.21 / 54
p0 −1305 ± 1268
pull
Entries 55
Mean −80.62
Std Dev 97.36
pull1D
Entries 55
Mean 0.0272
Std Dev 1.072

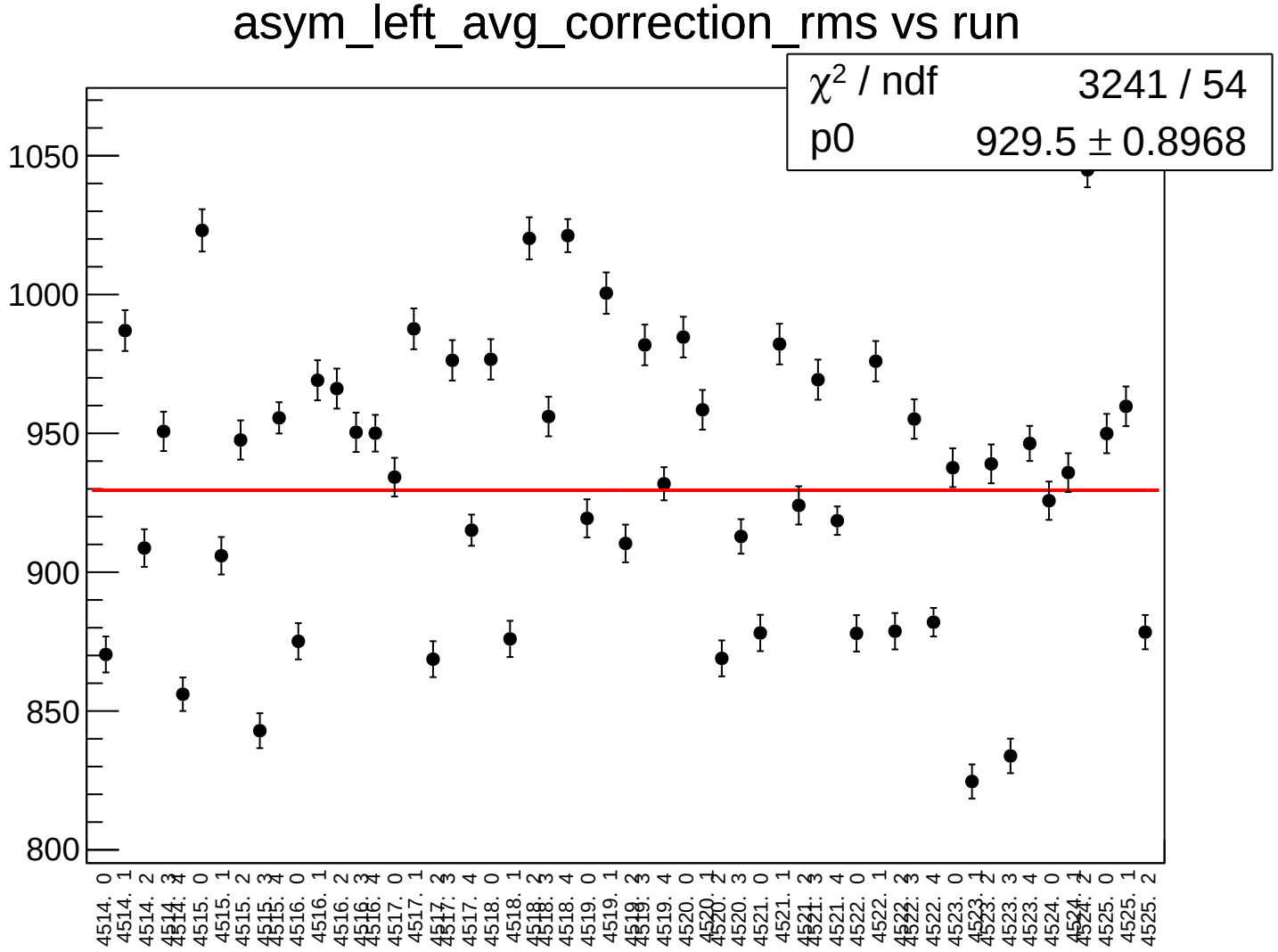
asym_left_avg_correction_rms vs run
χ² / ndf 3241 / 54
p0 929.5 ± 0.8968
1050
1000
950
900
850
800
4514. 0
4514. 1
4514. 2
4514. 3
4514. 4
4515. 0
4515. 1
4515. 2
4515. 3
4515. 4
4516. 0
4516. 1
4516. 2
4516. 3
4516. 4
4517. 0
4517. 1
4517. 2
4517. 3
4517. 4
4518. 0
4518. 1
4518. 2
4518. 3
4518. 4
4519. 0
4519. 1
4519. 2
4519. 3
4519. 4
4520. 0
4520. 1
4520. 2
4520. 3
4521. 0
4521. 1
4521. 2
4521. 3
4521. 4
4522. 0
4522. 1
4522. 2
4522. 3
4522. 4
4523. 0
4523. 1
4523. 2
4523. 3
4523. 4
4524. 0
4524. 1
4524. 2
4525. 0
4525. 1
4525. 2

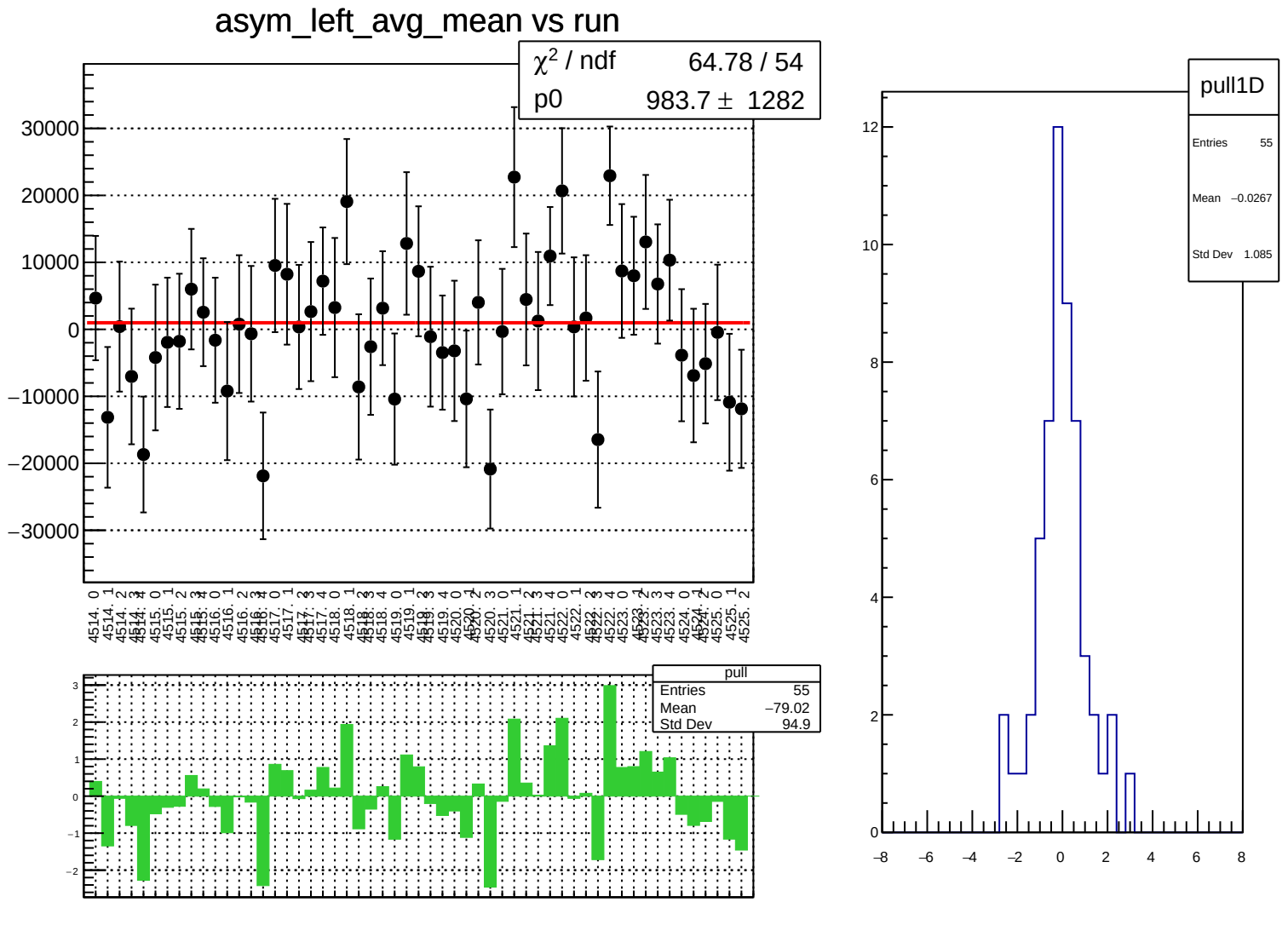
asym_left_avg_mean vs run
χ² / ndf 64.78 / 54
p0 983.7 ± 1282
30000
20000
10000
0
−10000
−20000
−30000
pull
Entries 55
Mean −79.02
Std Dev 94.9
pull1D
Entries 55
Mean −0.0267
Std Dev 1.085

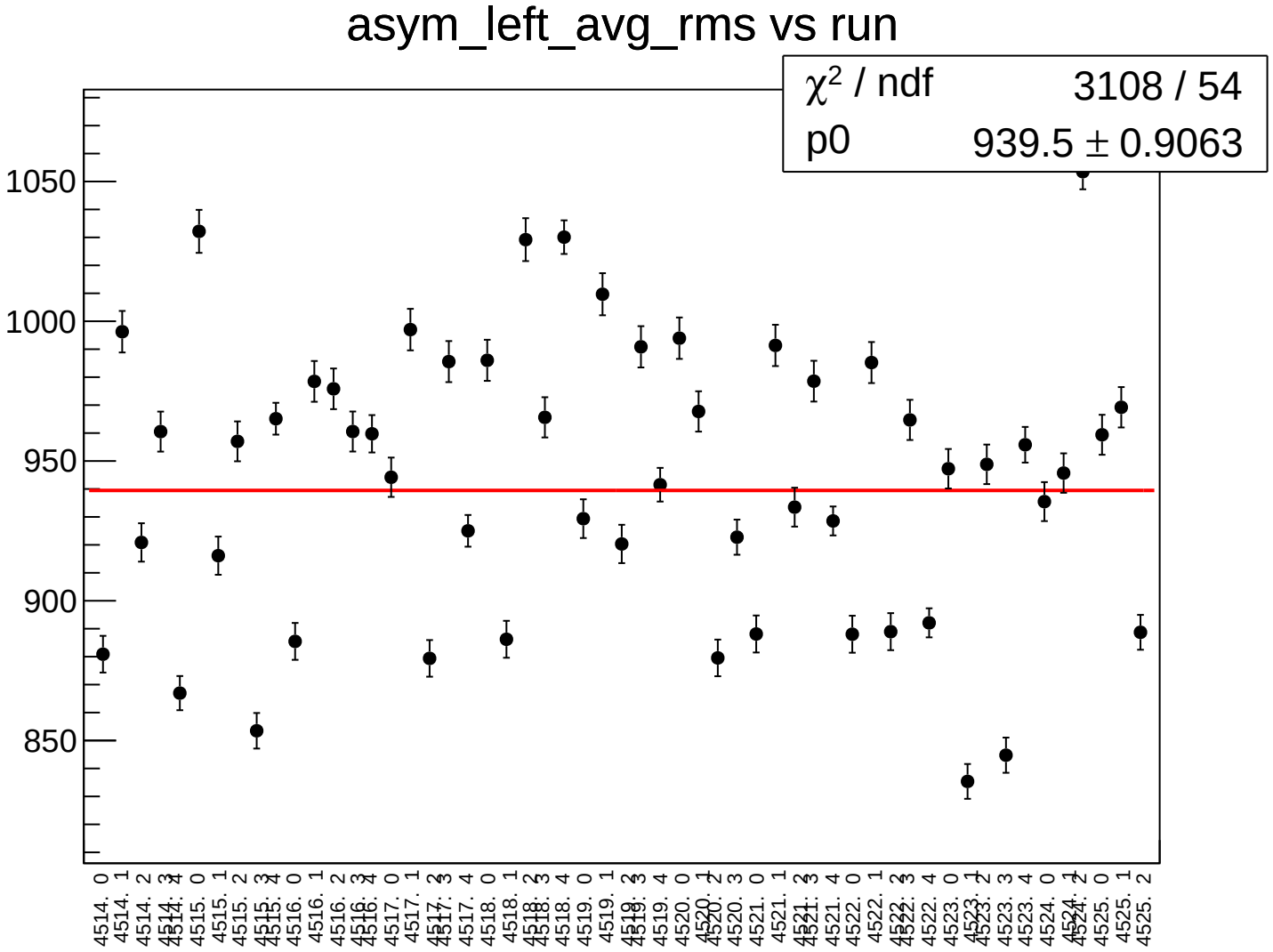
asym_left_avg_rms vs run
χ^2 / ndf 3108 / 54
p0 939.5 ± 0.9063
1050
1000
950
900
850
4514. 0
4514. 1
4514. 2
4514. 3
4514. 4
4515. 0
4515. 1
4515. 2
4515. 3
4515. 4
4516. 0
4516. 1
4516. 2
4516. 3
4516. 4
4517. 0
4517. 1
4517. 2
4517. 3
4517. 4
4518. 0
4518. 1
4518. 2
4518. 3
4518. 4
4519. 0
4519. 1
4519. 2
4519. 3
4519. 4
4520. 0
4520. 1
4520. 2
4520. 3
4521. 0
4521. 1
4521. 2
4521. 3
4521. 4
4522. 0
4522. 1
4522. 2
4522. 3
4522. 4
4523. 0
4523. 1
4523. 2
4523. 3
4523. 4
4524. 0
4524. 1
4524. 2
4525. 0
4525. 1
4525. 2

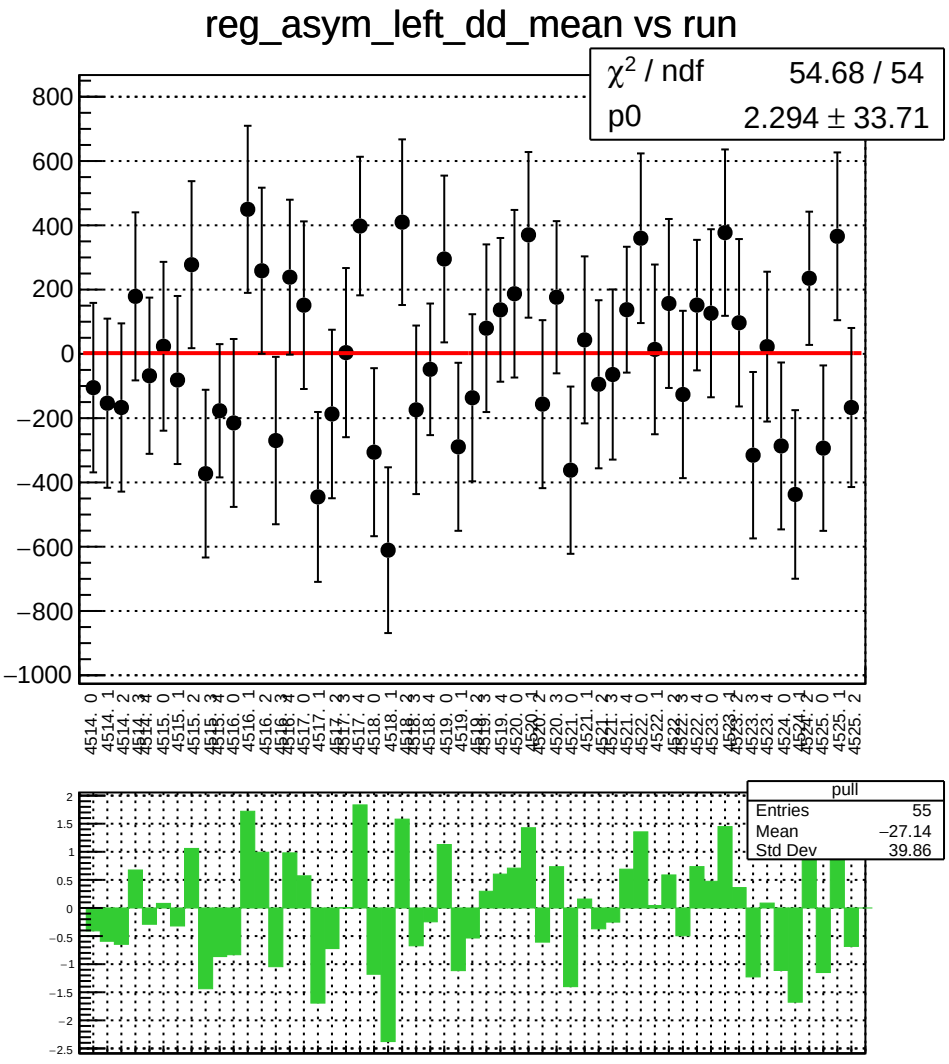
reg_asym_left_dd_mean vs run
χ² / ndf 54.68 / 54
p0 2.294 ± 33.71
pull
Entries 55
Mean −27.14
Std Dev 39.86

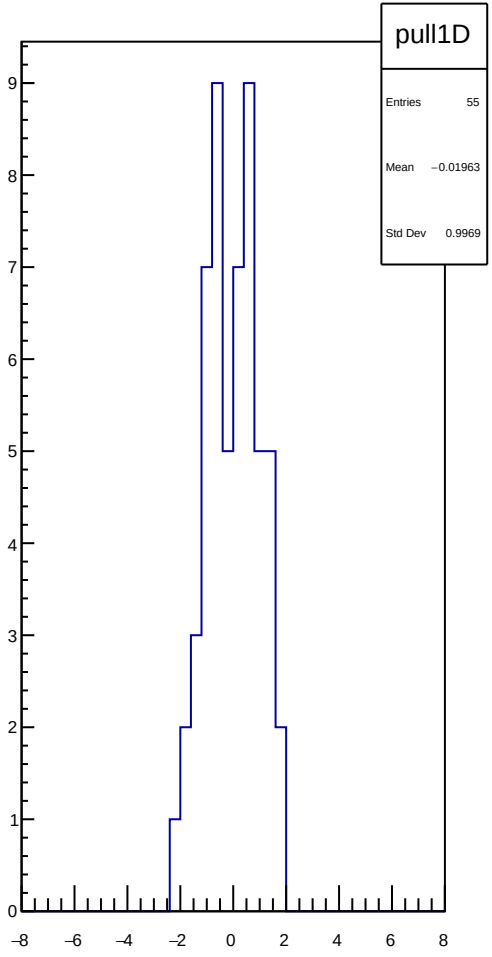
pull1D
Entries 55
Mean −0.01963
Std Dev 0.9969

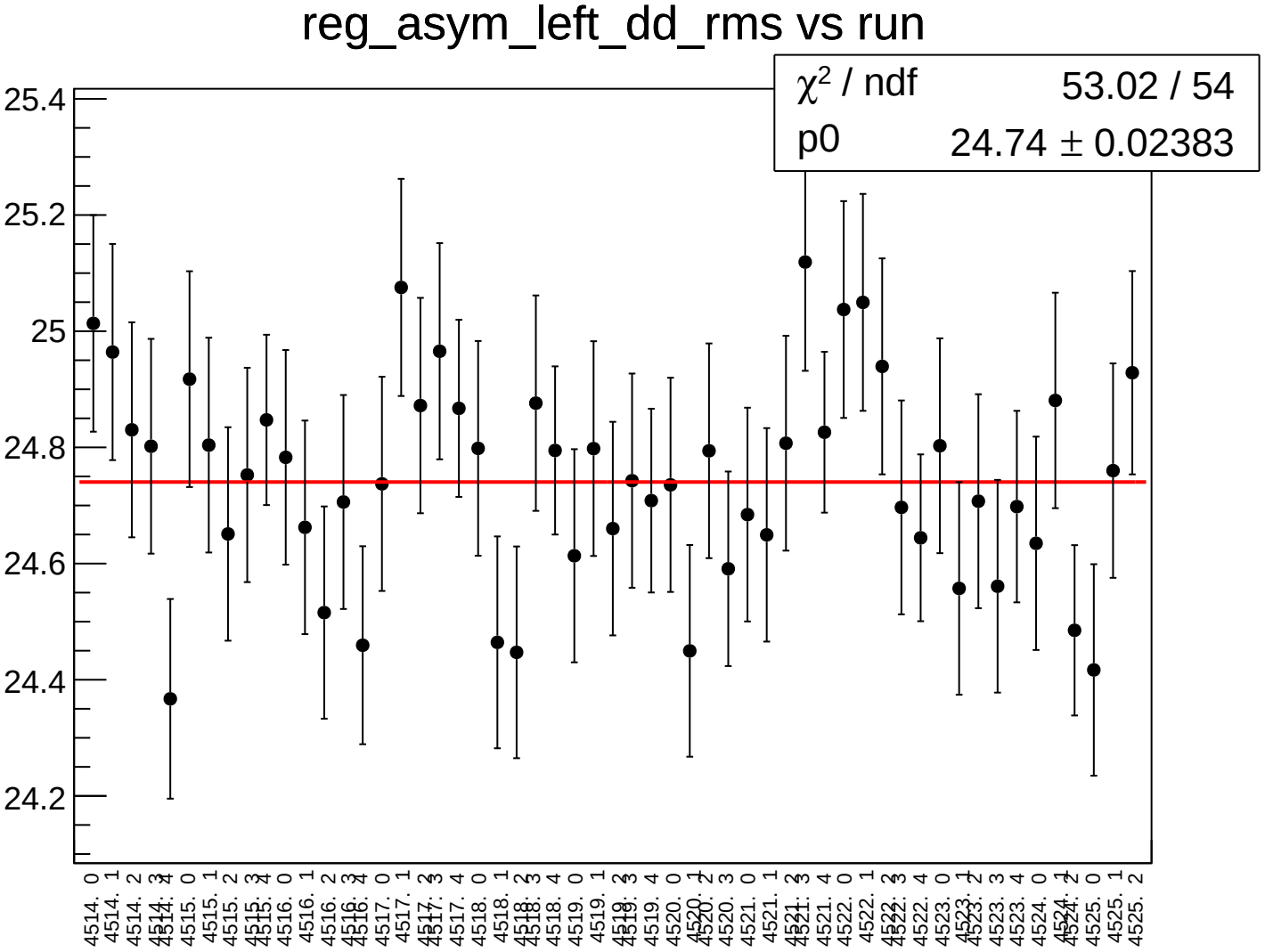
reg_asym_left_dd_rms vs run
χ² / ndf 53.02 / 54
p0 24.74 ± 0.02383
25.4
25.2
25
24.8
24.6
24.4
24.2
4514. 0
4514. 1
4514. 2
4514. 3
4514. 4
4515. 0
4515. 1
4515. 2
4515. 3
4515. 4
4516. 0
4516. 1
4516. 2
4516. 3
4516. 4
4517. 0
4517. 1
4517. 2
4517. 3
4517. 4
4518. 0
4518. 1
4518. 2
4518. 3
4518. 4
4519. 0
4519. 1
4519. 2
4519. 3
4519. 4
4520. 0
4520. 1
4520. 2
4520. 3
4521. 0
4521. 1
4521. 2
4521. 3
4521. 4
4522. 0
4522. 1
4522. 2
4522. 3
4522. 4
4523. 0
4523. 1
4523. 2
4523. 3
4523. 4
4524. 0
4524. 1
4524. 2
4525. 0
4525. 1
4525. 2

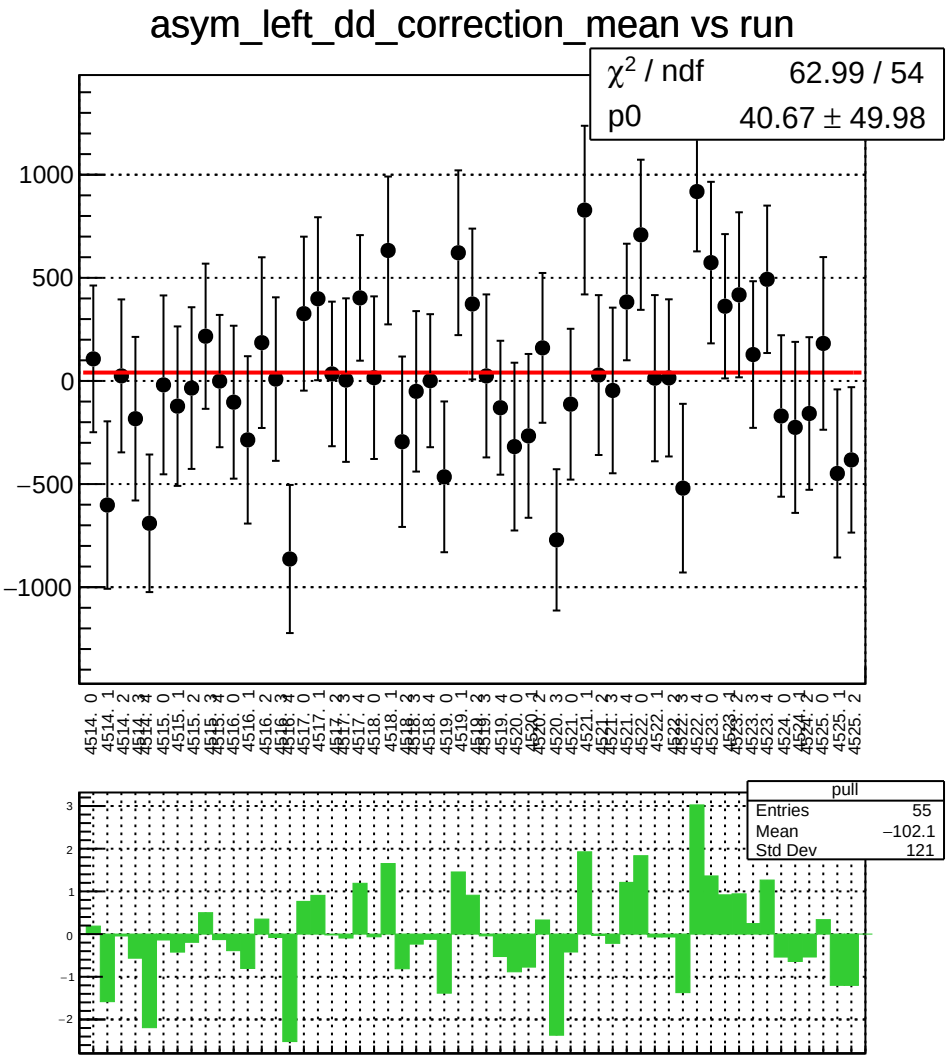
asym_left_dd_correction_mean vs run
χ² / ndf 62.99 / 54
p0 40.67 ± 49.98
1000
500
0
−500
−1000
pull
Entries 55
Mean −102.1
Std Dev 121

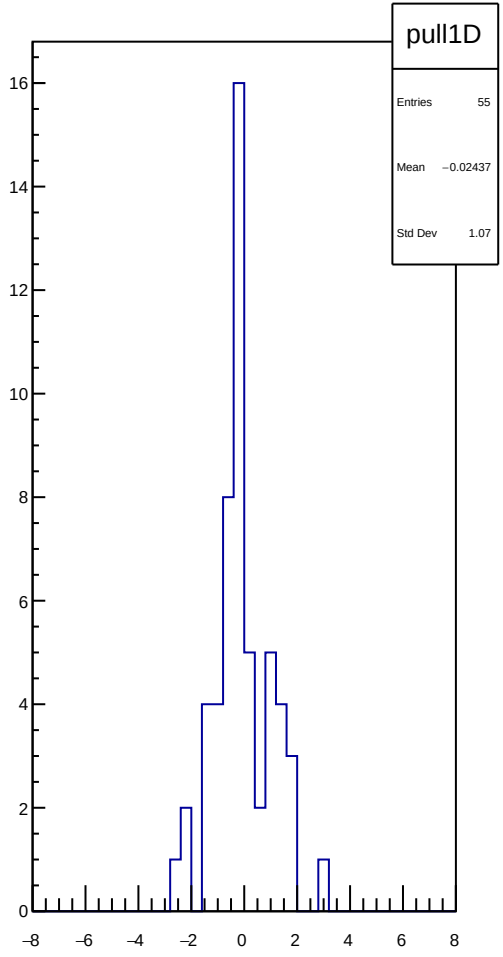
pull1D
Entries 55
Mean −0.02437
Std Dev 1.07

asym_left_dd_correction_rms vs run

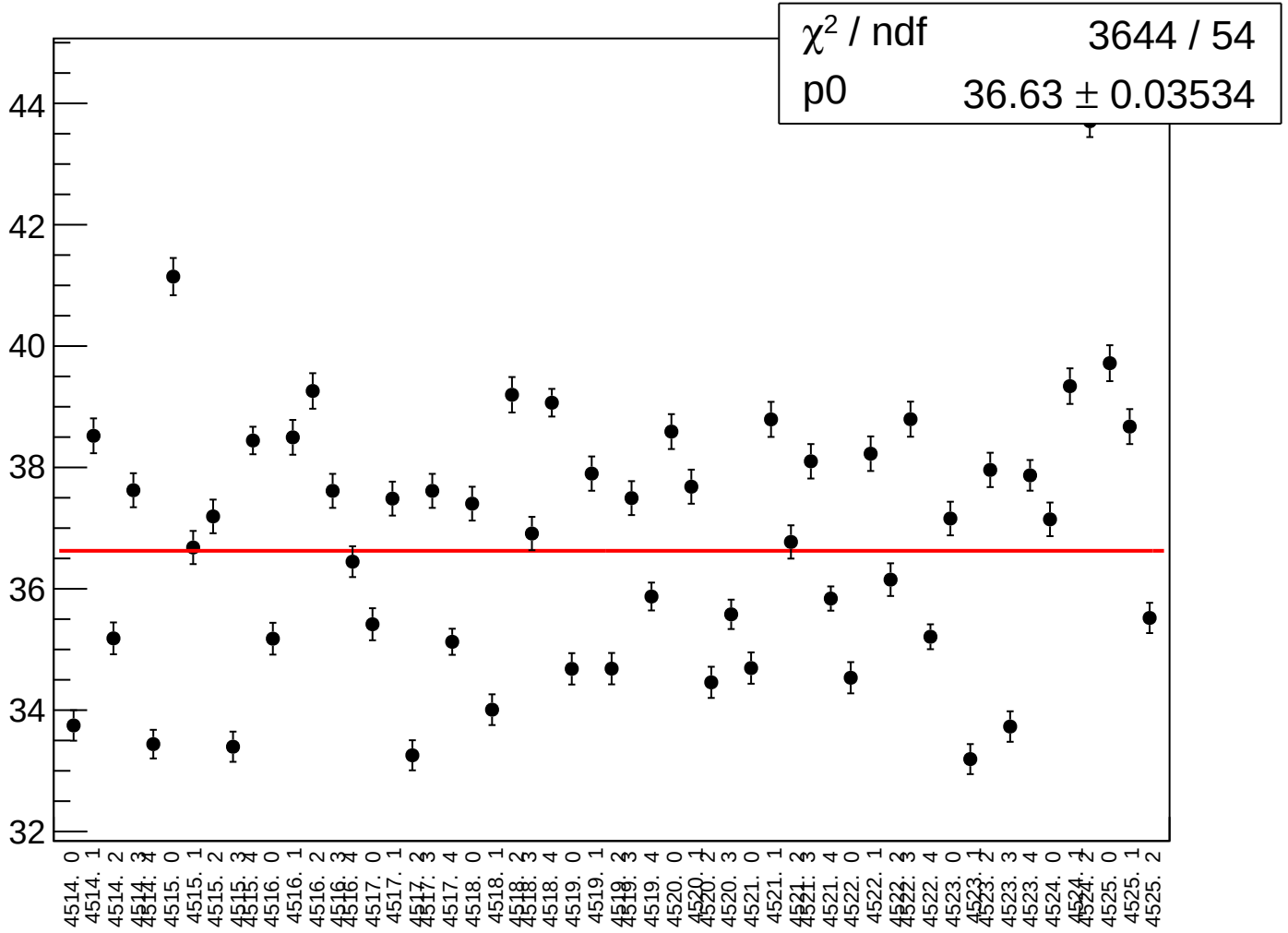

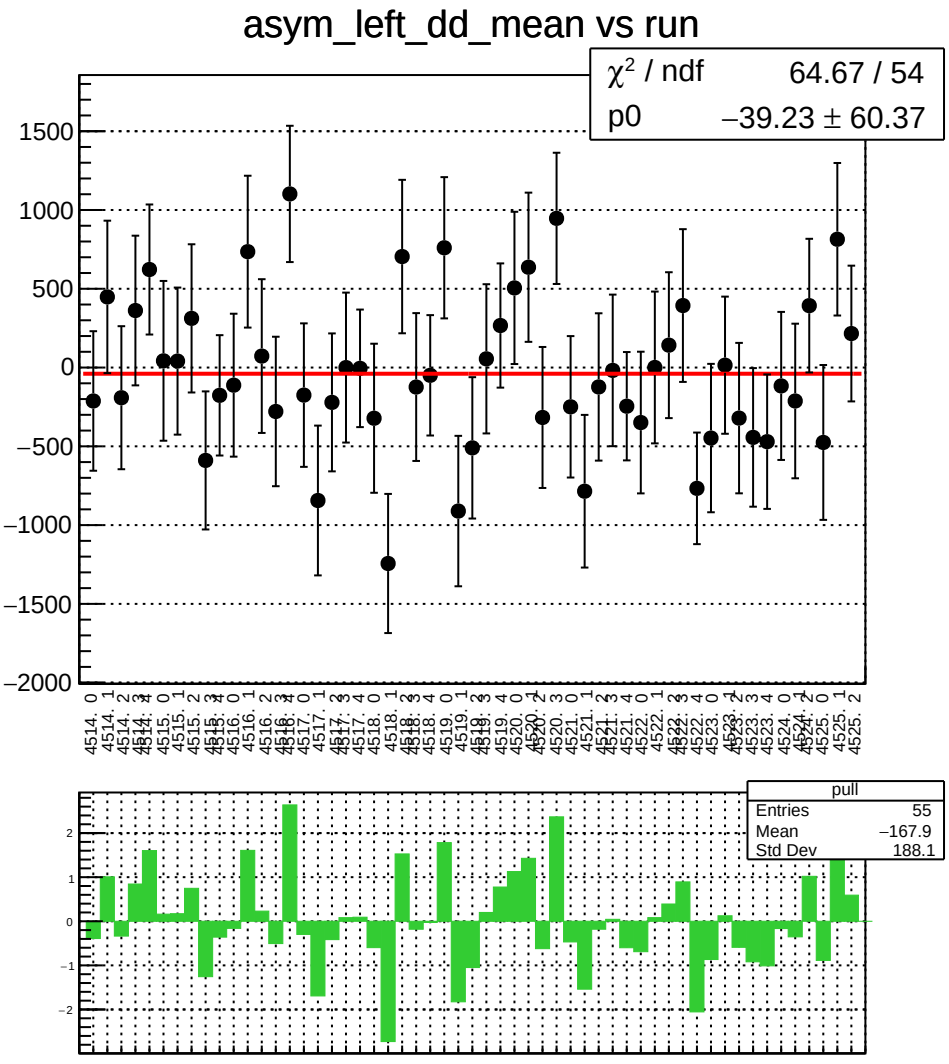
asym_left_dd_mean vs run
χ² / ndf 64.67 / 54
p0 −39.23 ± 60.37
pull
Entries 55
Mean −167.9
Std Dev 188.1

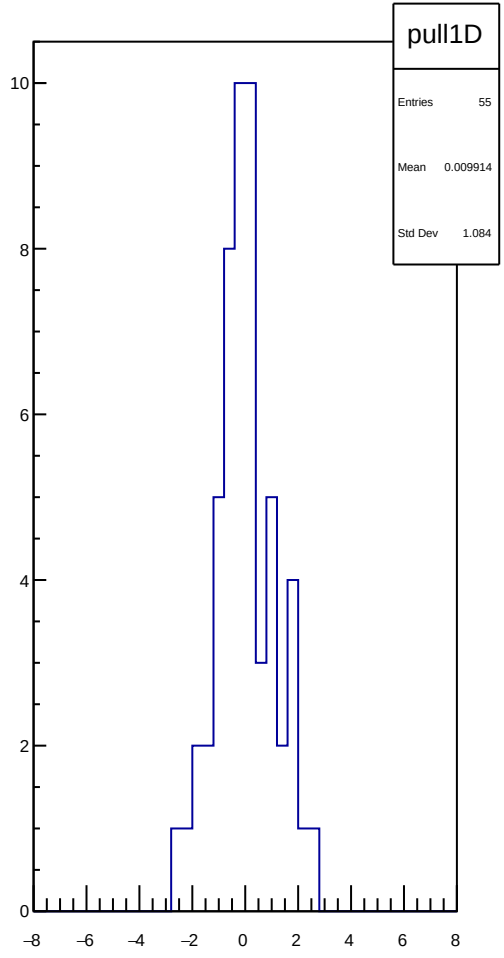
pull1D
Entries 55
Mean 0.009914
Std Dev 1.084

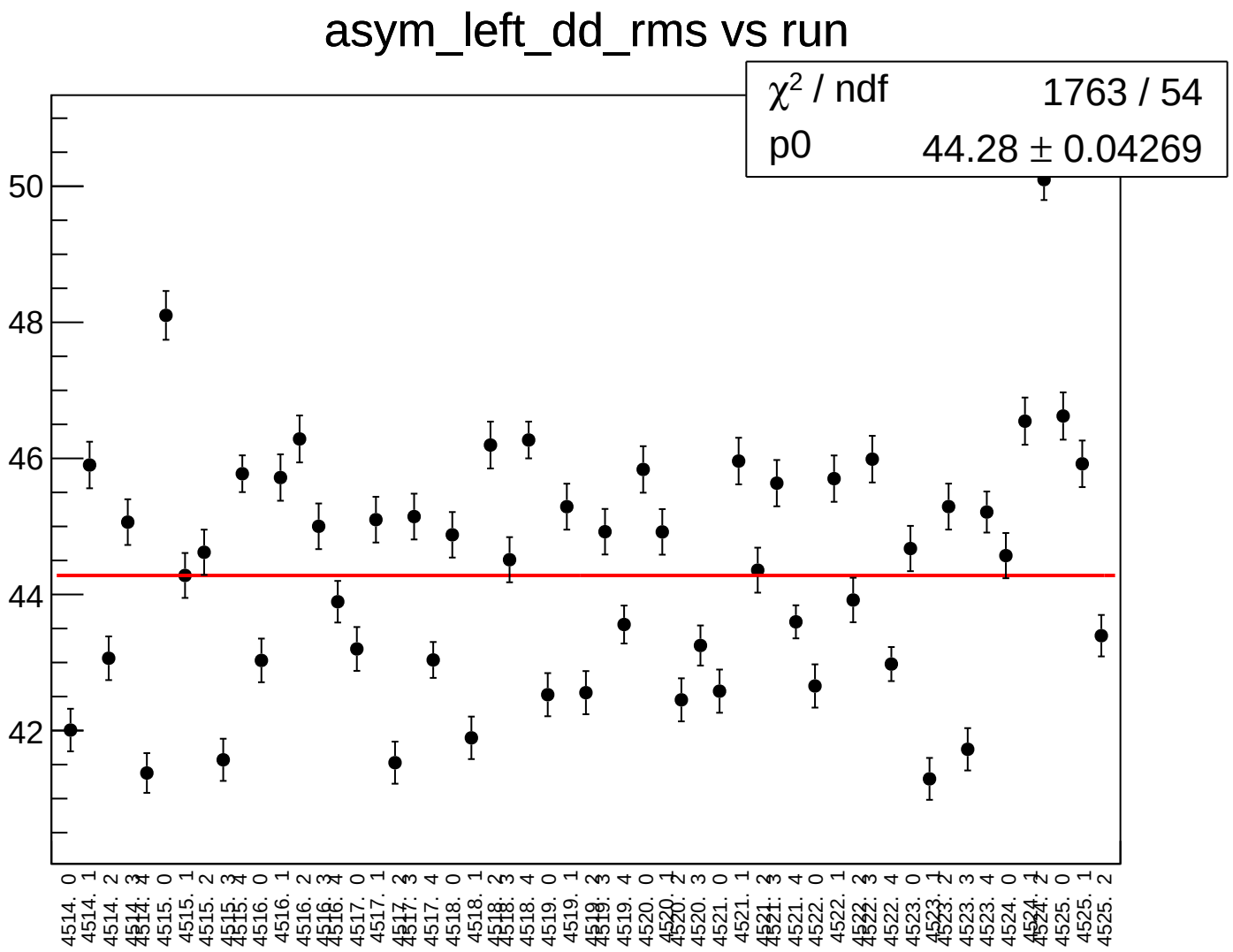
asym_left_dd_rms vs run
χ² / ndf 1763 / 54
p0 44.28 ± 0.04269
50
48
46
44
42
4514. 0
4514. 1
4514. 2
4514. 3
4514. 4
4515. 0
4515. 1
4515. 2
4515. 3
4515. 4
4516. 0
4516. 1
4516. 2
4516. 3
4516. 4
4517. 0
4517. 1
4517. 2
4517. 3
4517. 4
4518. 0
4518. 1
4518. 2
4518. 3
4518. 4
4519. 0
4519. 1
4519. 2
4519. 3
4519. 4
4520. 0
4520. 1
4520. 2
4520. 3
4521. 0
4521. 1
4521. 2
4521. 3
4521. 4
4522. 0
4522. 1
4522. 2
4522. 3
4522. 4
4523. 0
4523. 1
4523. 2
4523. 3
4523. 4
4524. 0
4524. 1
4524. 2
4525. 0
4525. 1
4525. 2

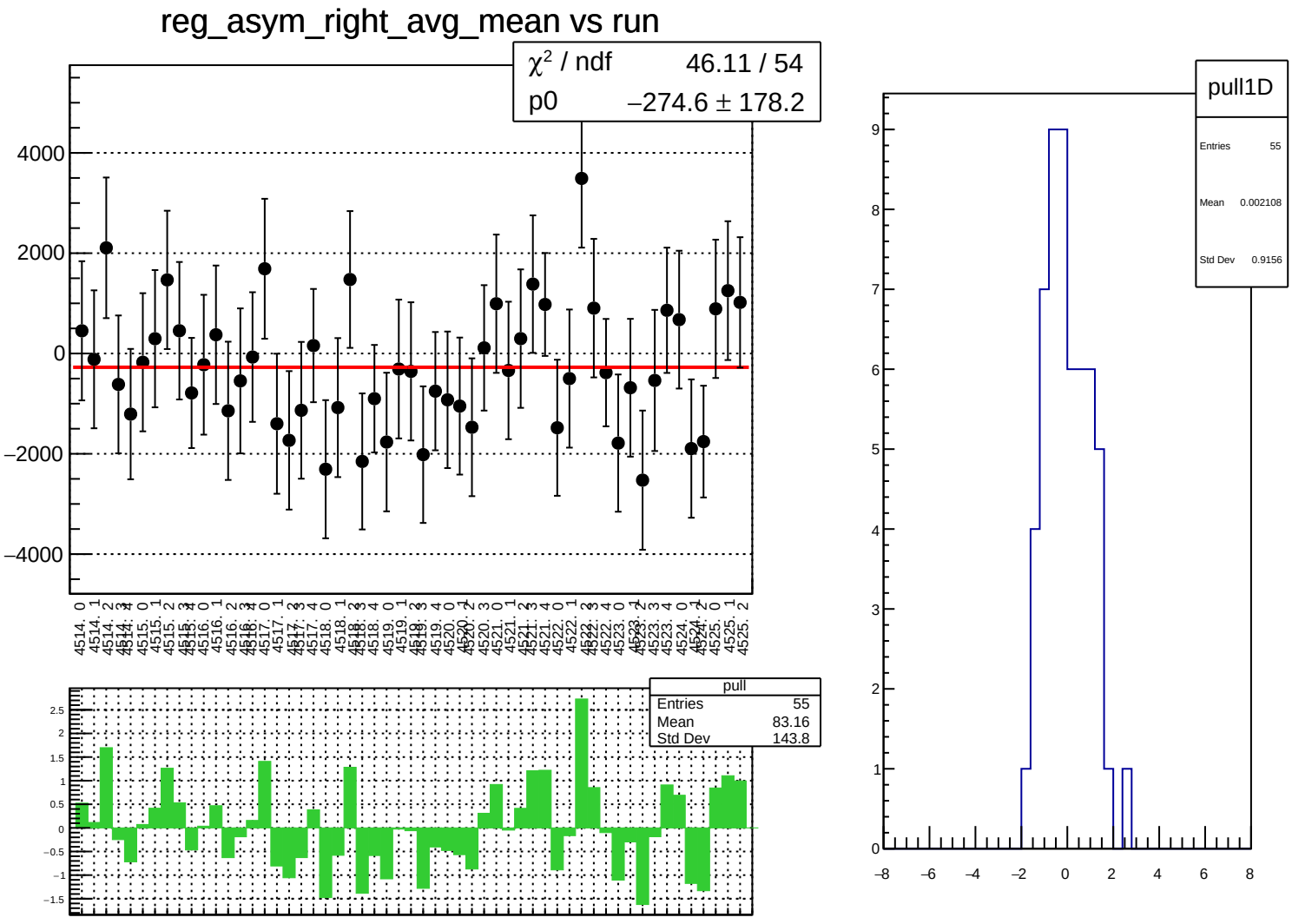
reg_asym_right_avg_mean vs run
χ² / ndf 46.11 / 54
p0 −274.6 ± 178.2
pull
Entries 55
Mean 83.16
Std Dev 143.8
pull1D
Entries 55
Mean 0.002108
Std Dev 0.9156

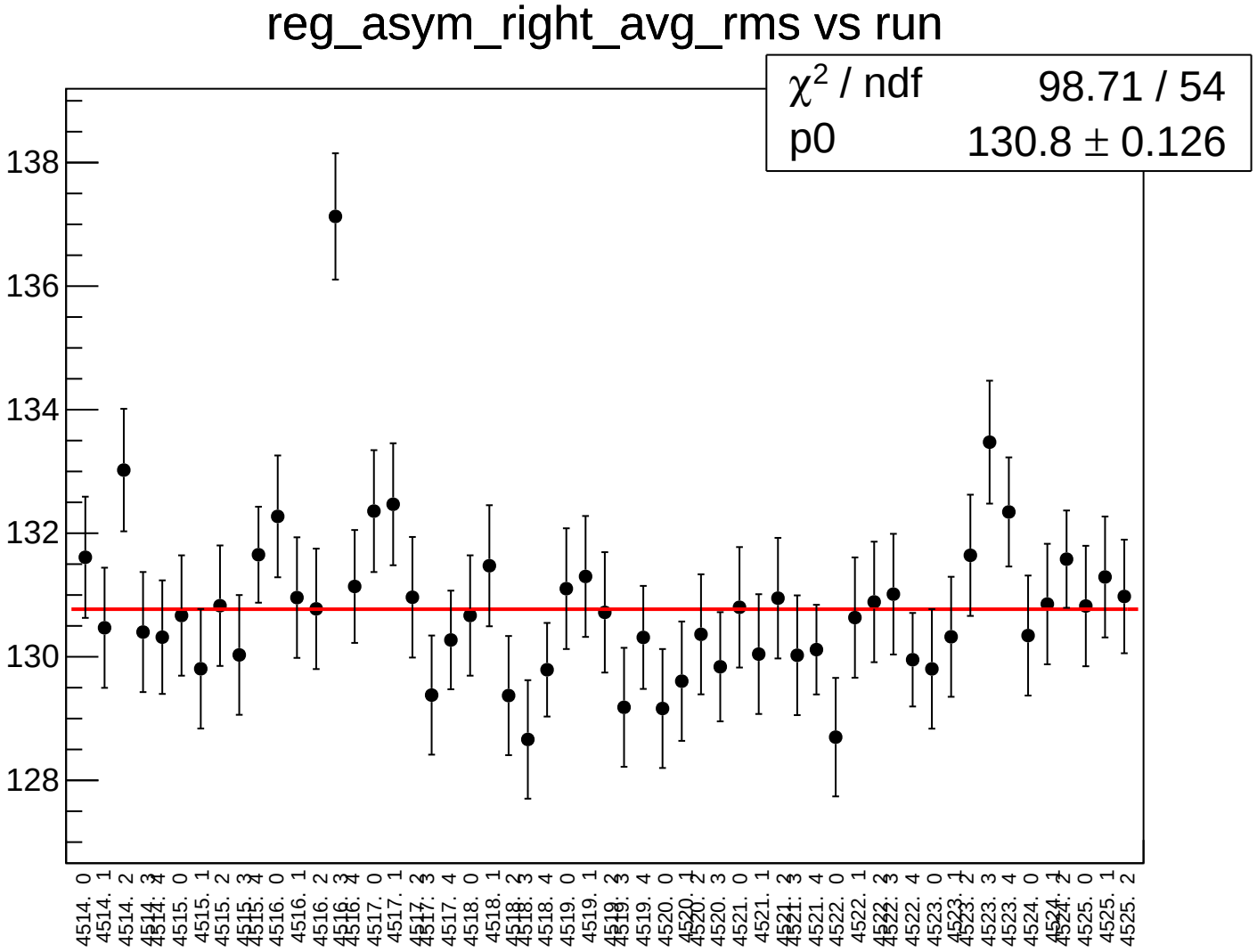
reg_asym_right_avg_rms vs run
χ^2 / ndf 98.71 / 54
p0 130.8 ± 0.126
138
136
134
132
130
128
4514. 0
4514. 1
4514. 2
4514. 3
4514. 4
4515. 0
4515. 1
4515. 2
4515. 3
4515. 4
4516. 0
4516. 1
4516. 2
4516. 3
4516. 4
4517. 0
4517. 1
4517. 2
4517. 3
4517. 4
4518. 0
4518. 1
4518. 2
4518. 3
4518. 4
4519. 0
4519. 1
4519. 2
4519. 3
4519. 4
4520. 0
4520. 1
4520. 2
4520. 3
4521. 0
4521. 1
4521. 2
4521. 3
4521. 4
4522. 0
4522. 1
4522. 2
4522. 3
4522. 4
4523. 0
4523. 1
4523. 2
4523. 3
4523. 4
4524. 0
4524. 1
4524. 2
4525. 0
4525. 1
4525. 2

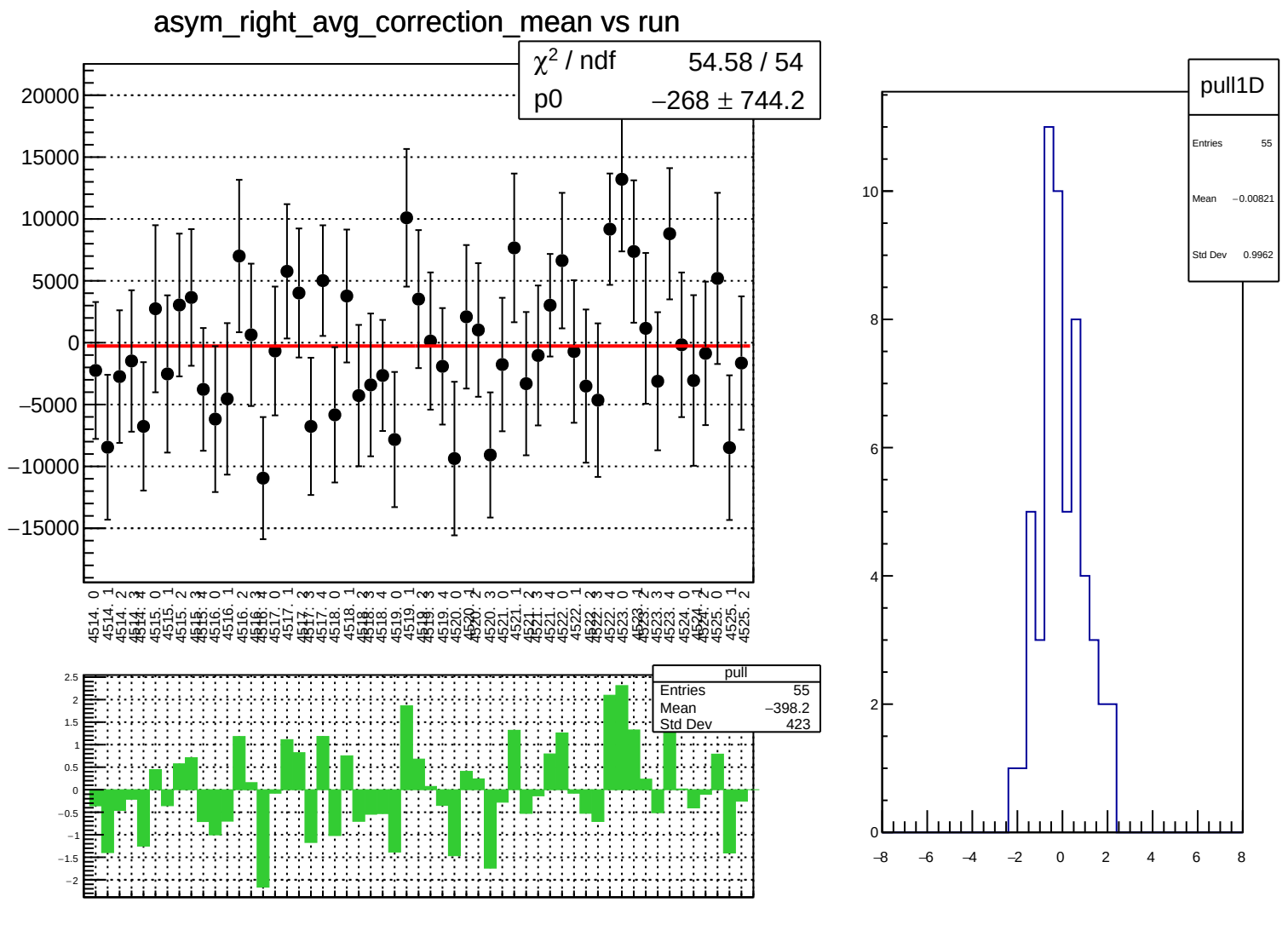
asym_right_avg_correction_mean vs run
χ² / ndf 54.58 / 54
p0 −268 ± 744.2
pull
Entries 55
Mean −398.2
Std Dev 423
pull1D
Entries 55
Mean −0.00821
Std Dev 0.9962

asym_right_avg_correction_rms vs run

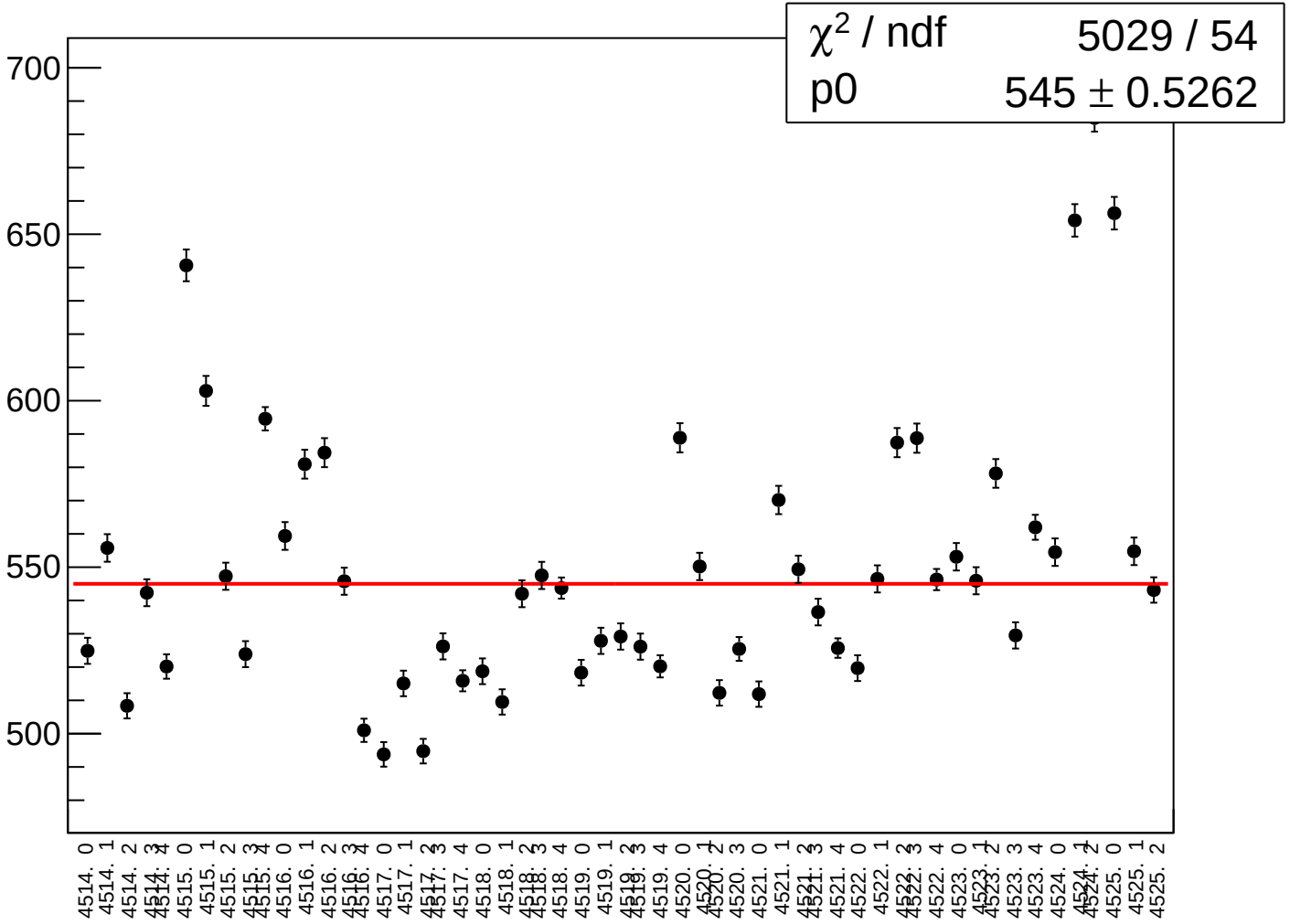

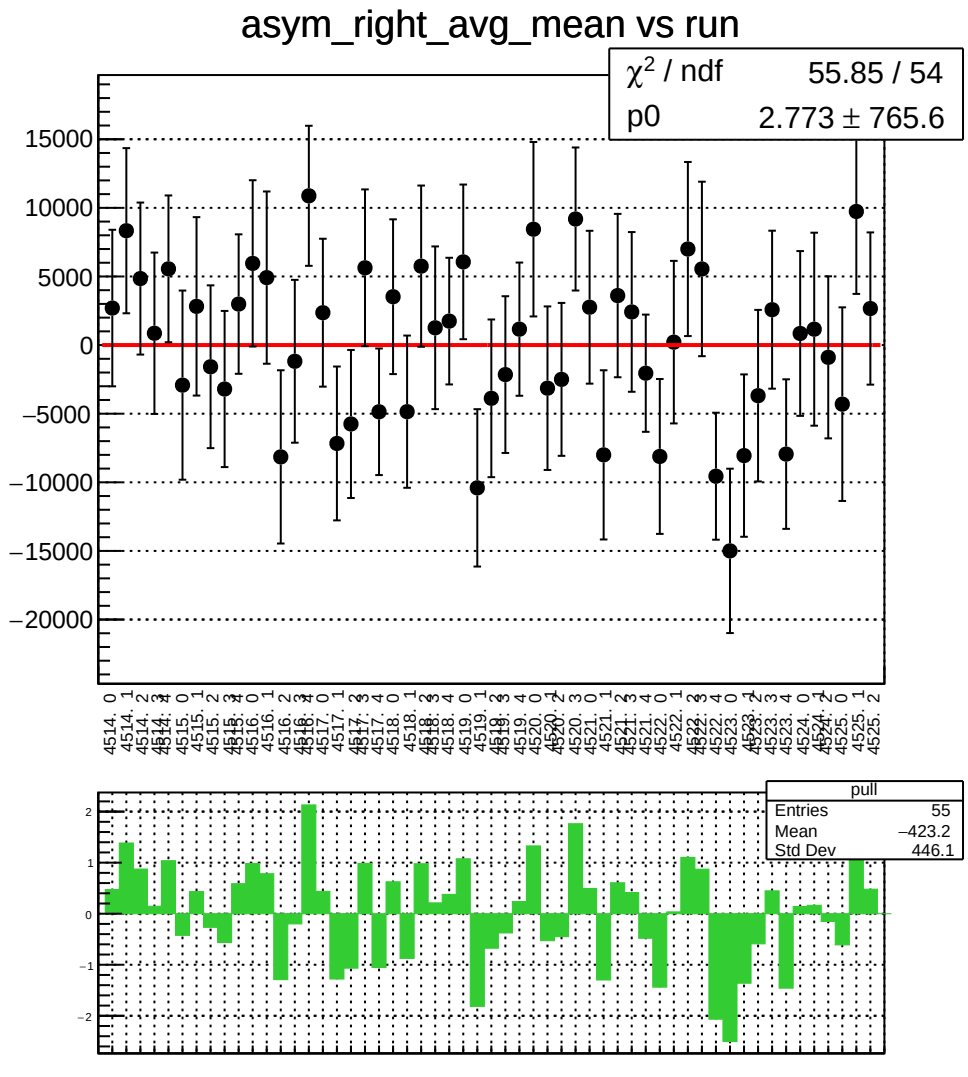
asym_right_avg_mean vs run
χ^2 / ndf 55.85 / 54
p0 2.773 ± 765.6
15000
10000
5000
0
−5000
−10000
−15000
−20000
pull
Entries 55
Mean −423.2
Std Dev 446.1
2
1
0
−1
−2

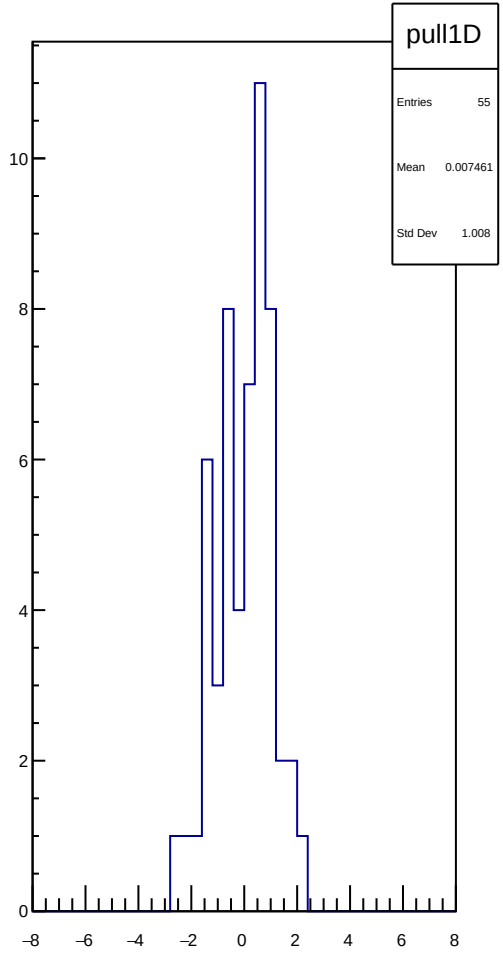
pull1D
Entries 55
Mean 0.007461
Std Dev 1.008
10
8
6
4
2
0
−8
−6
−4
−2
0
2
4
6
8

asym_right_avg_rms vs run

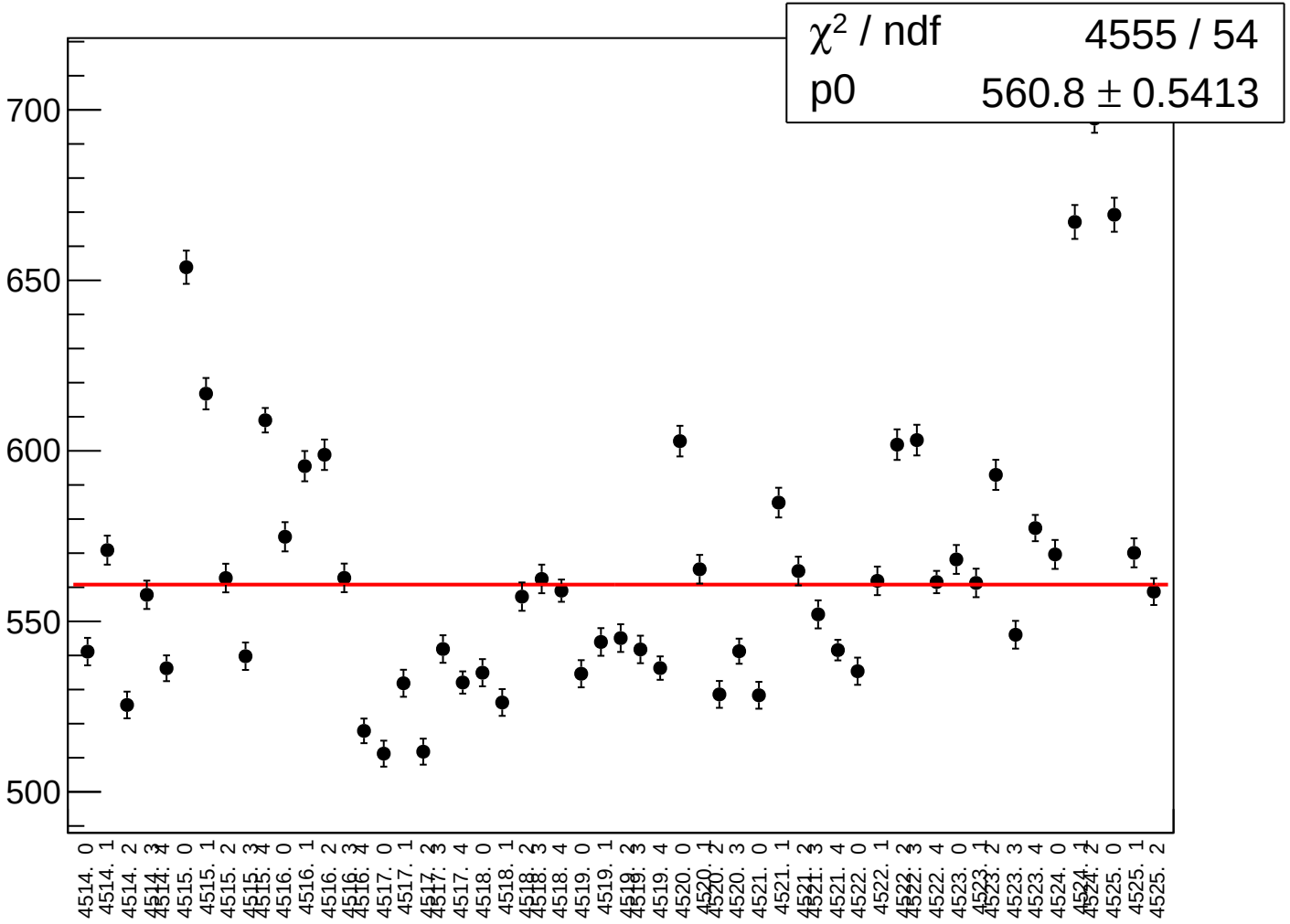

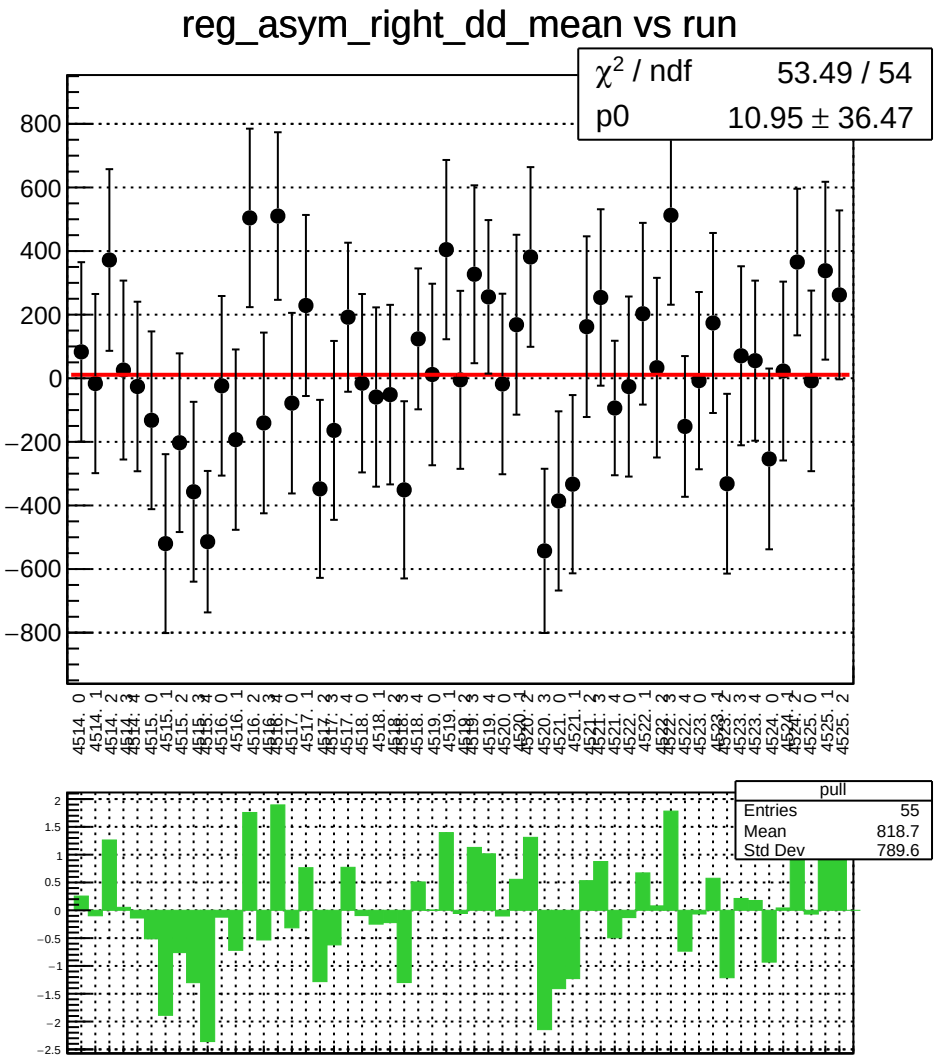
reg_asym_right_dd_mean vs run
χ^2 / ndf 53.49 / 54
p0 10.95 ± 36.47
pull
Entries 55
Mean 818.7
Std Dev 789.6

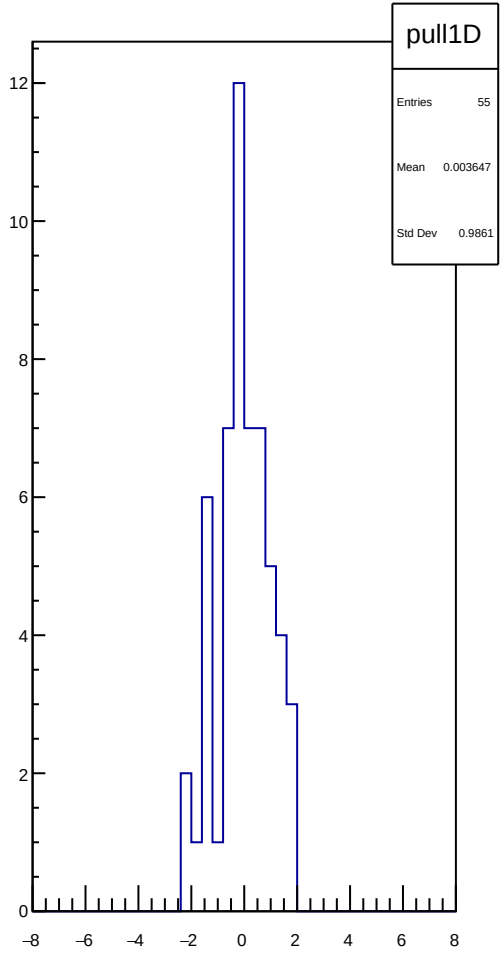
pull1D
Entries 55
Mean 0.003647
Std Dev 0.9861

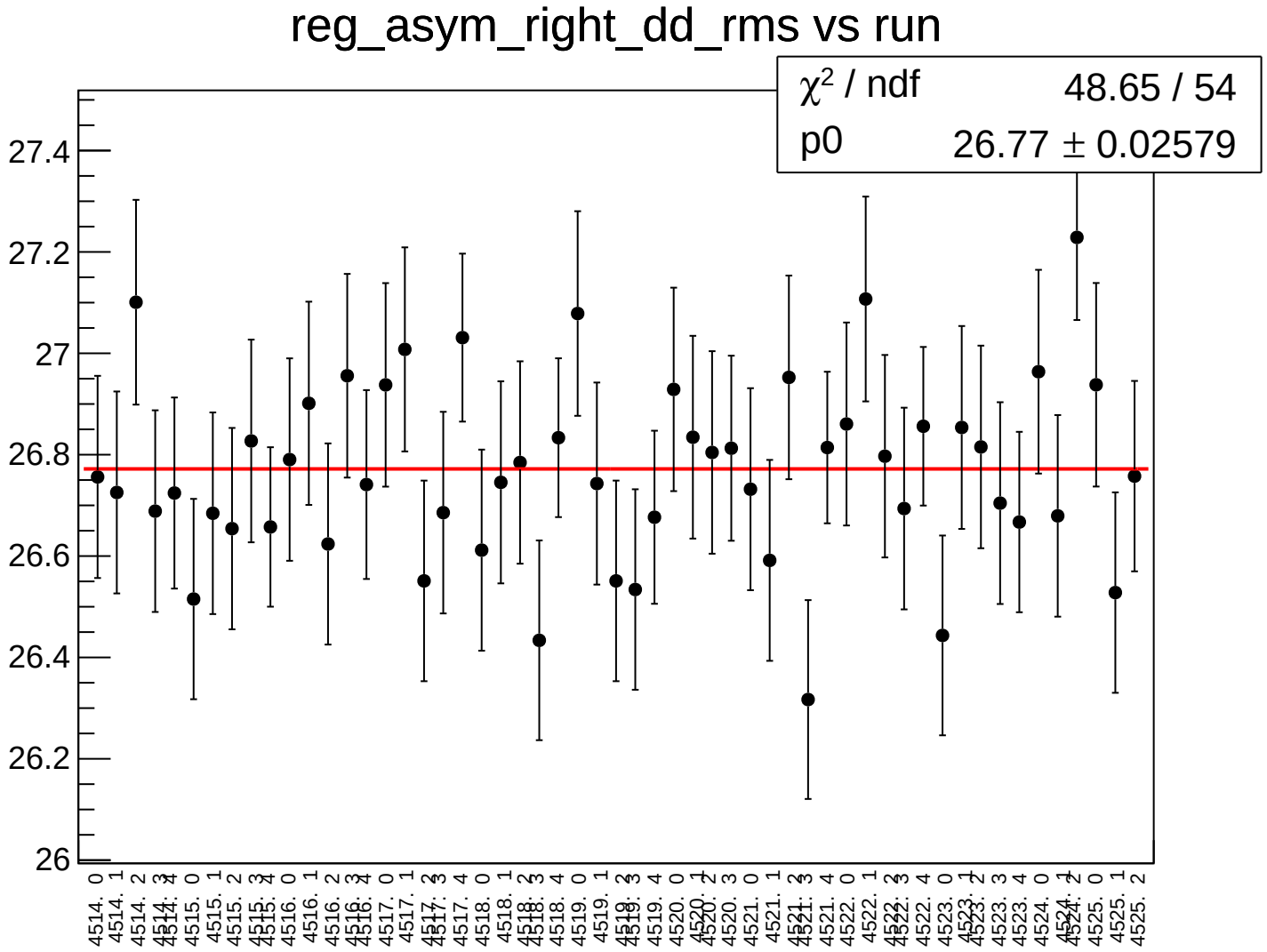
reg_asym_right_dd_rms vs run
χ² / ndf 48.65 / 54
p0 26.77 ± 0.02579
27.4
27.2
27
26.8
26.6
26.4
26.2
26
4514. 0
4514. 1
4514. 2
4514. 3
4514. 4
4515. 0
4515. 1
4515. 2
4515. 3
4515. 4
4516. 0
4516. 1
4516. 2
4516. 3
4516. 4
4517. 0
4517. 1
4517. 2
4517. 3
4517. 4
4518. 0
4518. 1
4518. 2
4518. 3
4518. 4
4519. 0
4519. 1
4519. 2
4519. 3
4519. 4
4520. 0
4520. 1
4520. 2
4520. 3
4521. 0
4521. 1
4521. 2
4521. 3
4521. 4
4522. 0
4522. 1
4522. 2
4522. 3
4522. 4
4523. 0
4523. 1
4523. 2
4523. 3
4523. 4
4524. 0
4524. 1
4524. 2
4525. 0
4525. 1
4525. 2

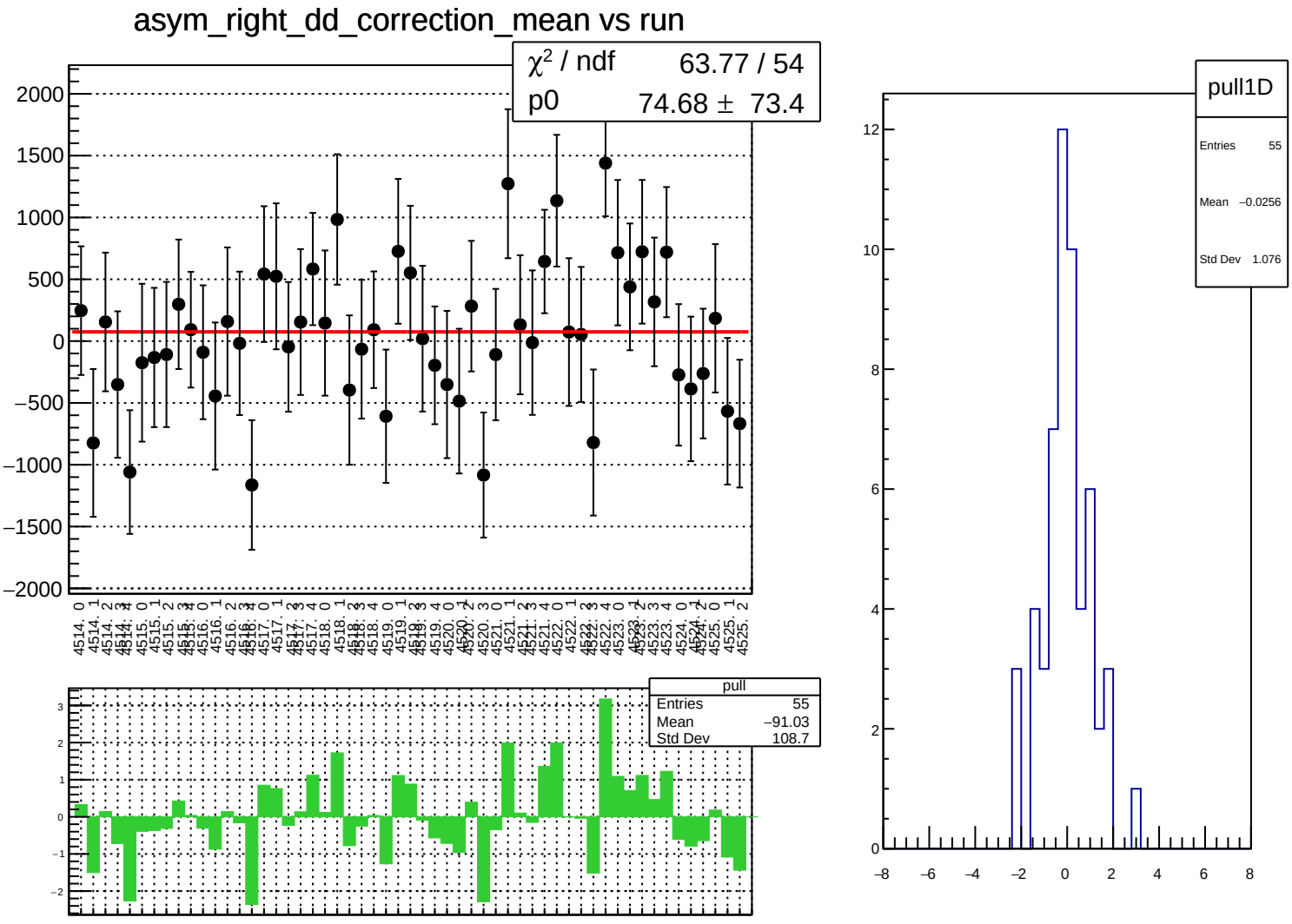
asym_right_dd_correction_mean vs run
χ² / ndf 63.77 / 54
p0 74.68 ± 73.4
pull
Entries 55
Mean −91.03
Std Dev 108.7
pull1D
Entries 55
Mean −0.0256
Std Dev 1.076

asym_right_dd_correction_rms vs run

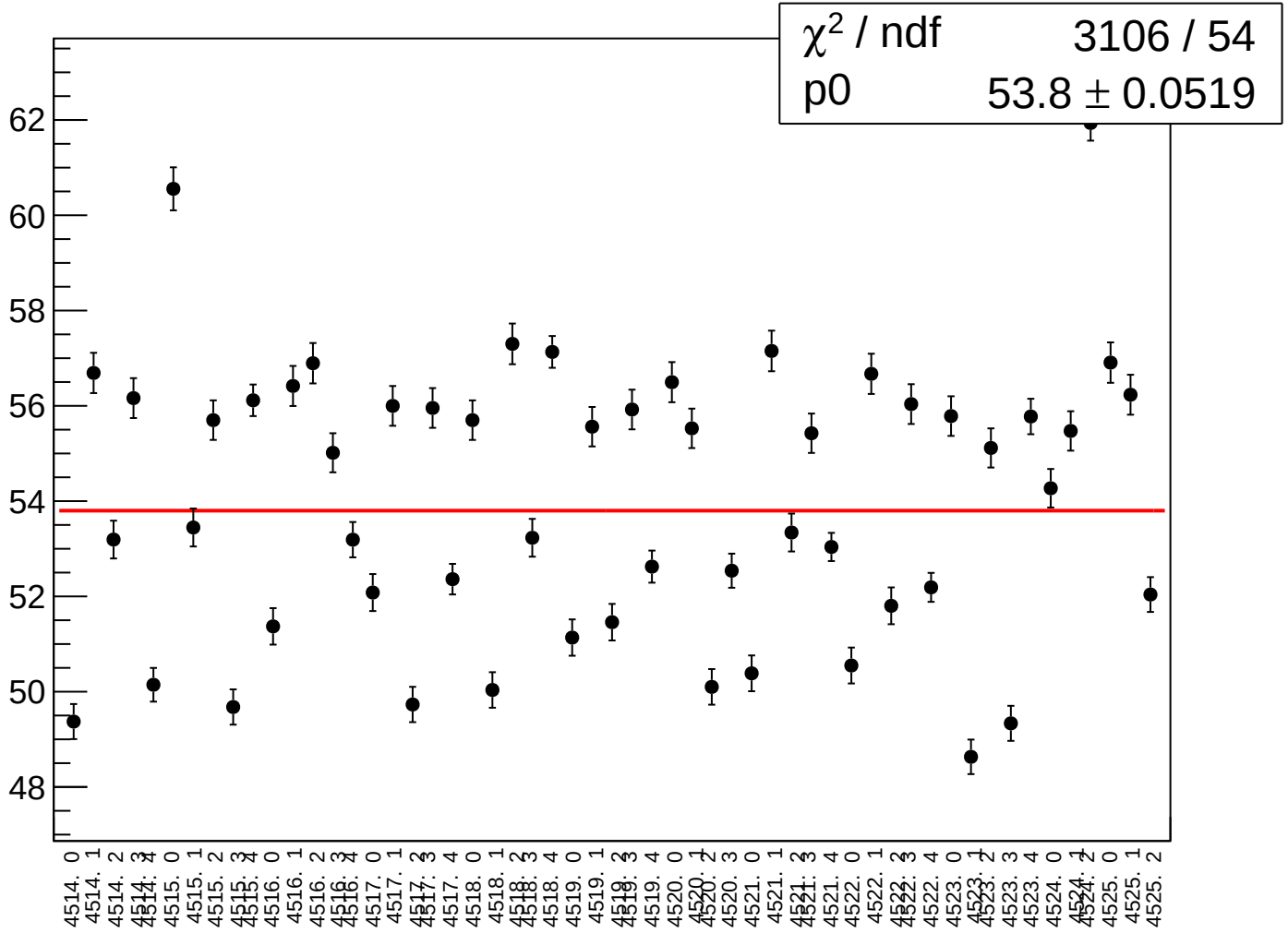

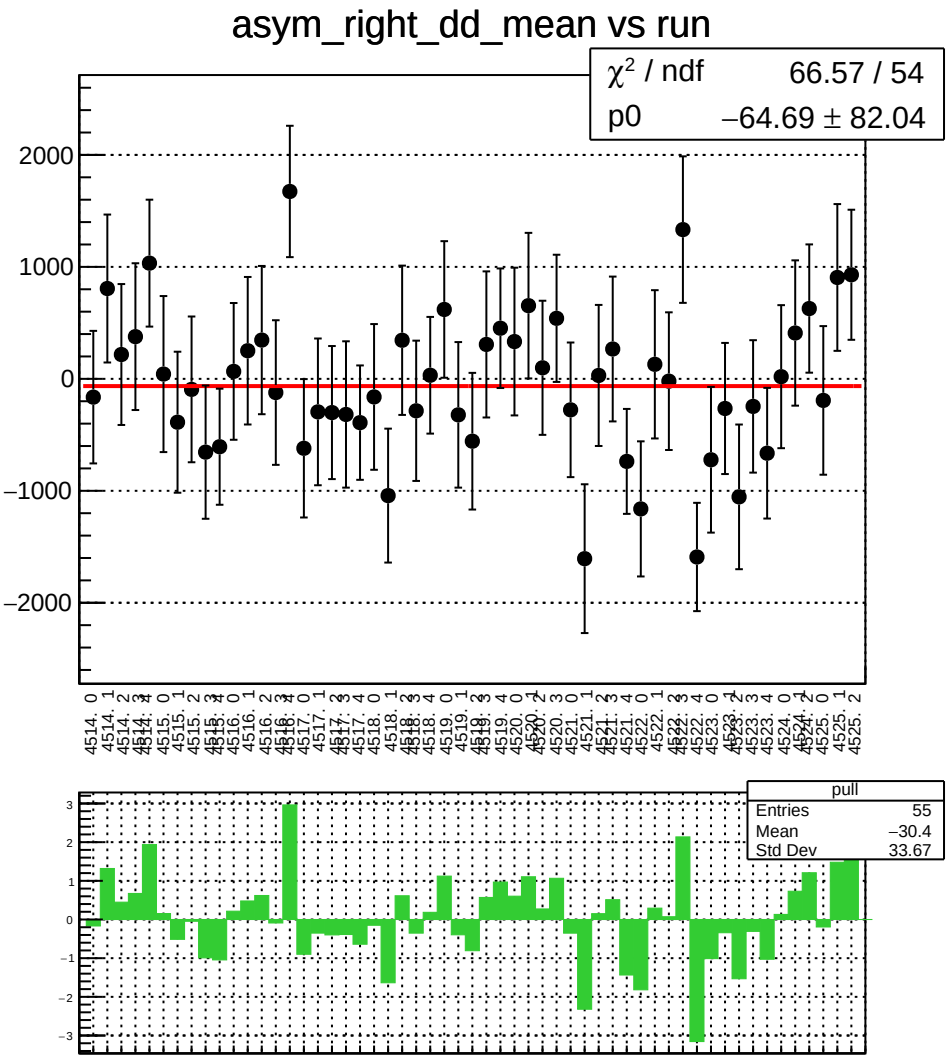
asym_right_dd_mean vs run
χ^2 / ndf 66.57 / 54
p0 −64.69 ± 82.04
2000
1000
0
−1000
−2000
pull
Entries 55
Mean −30.4
Std Dev 33.67
3
2
1
0
−1
−2
−3

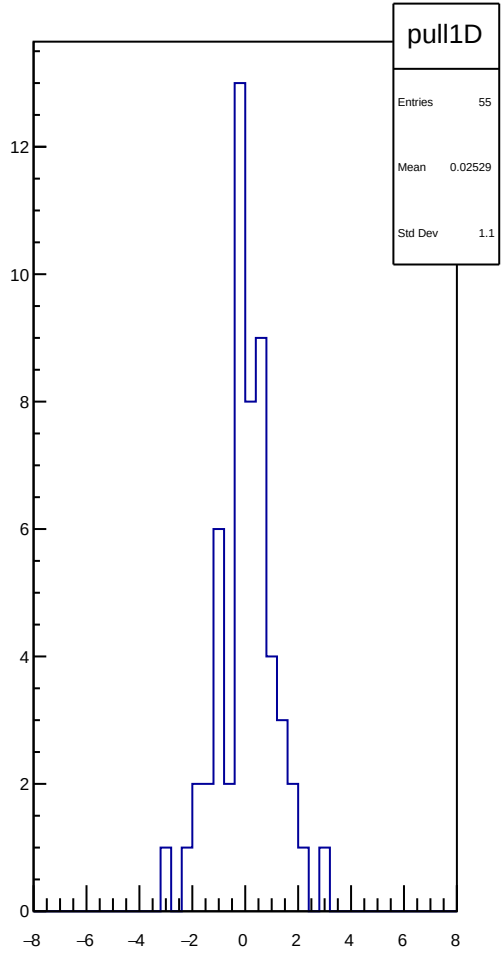
pull1D
Entries 55
Mean 0.02529
Std Dev 1.1
12
10
8
6
4
2
0
−8
−6
−4
−2
0
2
4
6
8

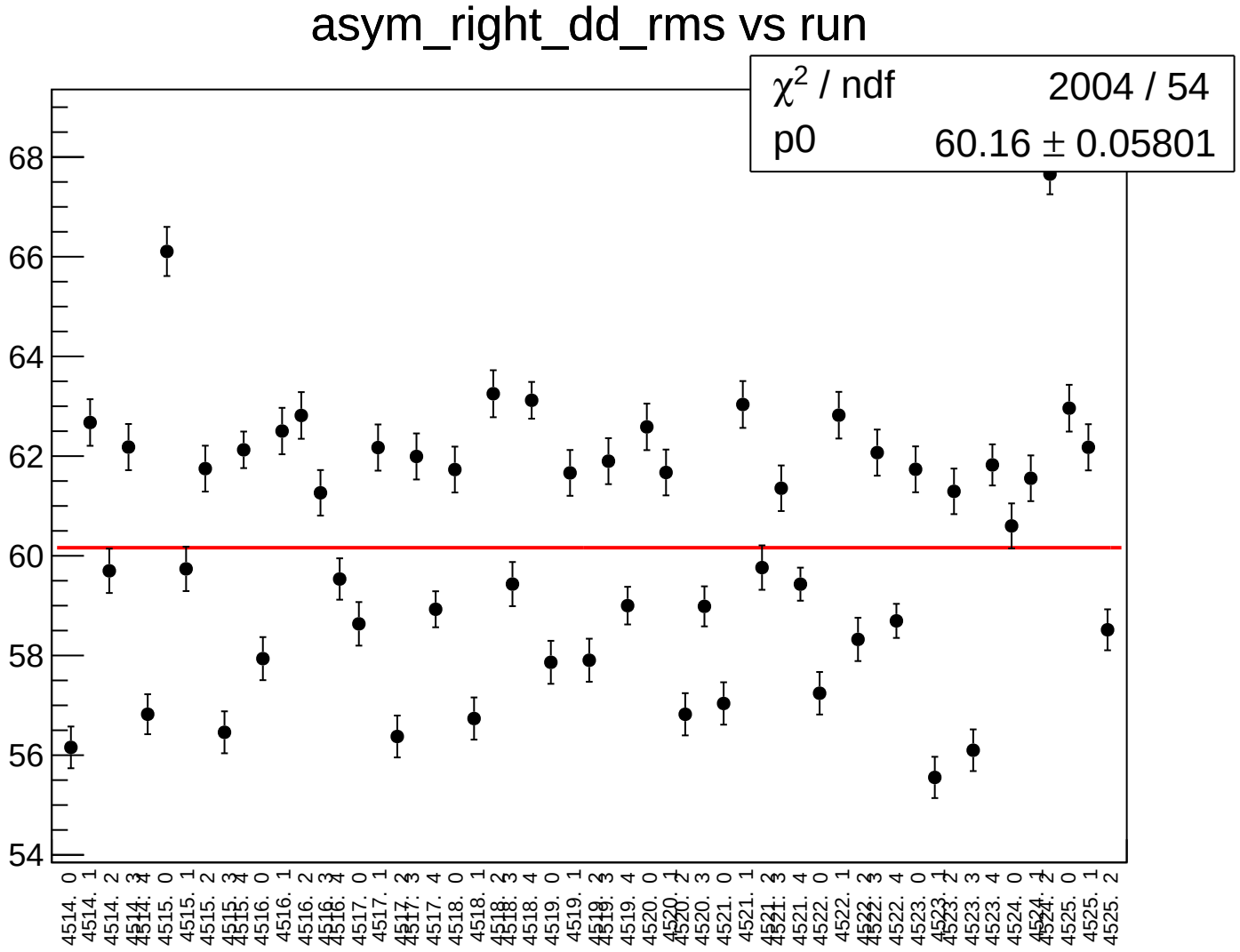
asym_right_dd_rms vs run
χ^2 / ndf 2004 / 54
p0 60.16 ± 0.05801
68
66
64
62
60
58
56
54
4514. 0
4514. 1
4514. 2
4514. 3
4514. 4
4515. 0
4515. 1
4515. 2
4515. 3
4515. 4
4516. 0
4516. 1
4516. 2
4516. 3
4516. 4
4517. 0
4517. 1
4517. 2
4517. 3
4517. 4
4518. 0
4518. 1
4518. 2
4518. 3
4518. 4
4519. 0
4519. 1
4519. 2
4519. 3
4519. 4
4520. 0
4520. 1
4520. 2
4520. 3
4521. 0
4521. 1
4521. 2
4521. 3
4521. 4
4522. 0
4522. 1
4522. 2
4522. 3
4522. 4
4523. 0
4523. 1
4523. 2
4523. 3
4523. 4
4524. 0
4524. 1
4524. 2
4525. 0
4525. 1
4525. 2

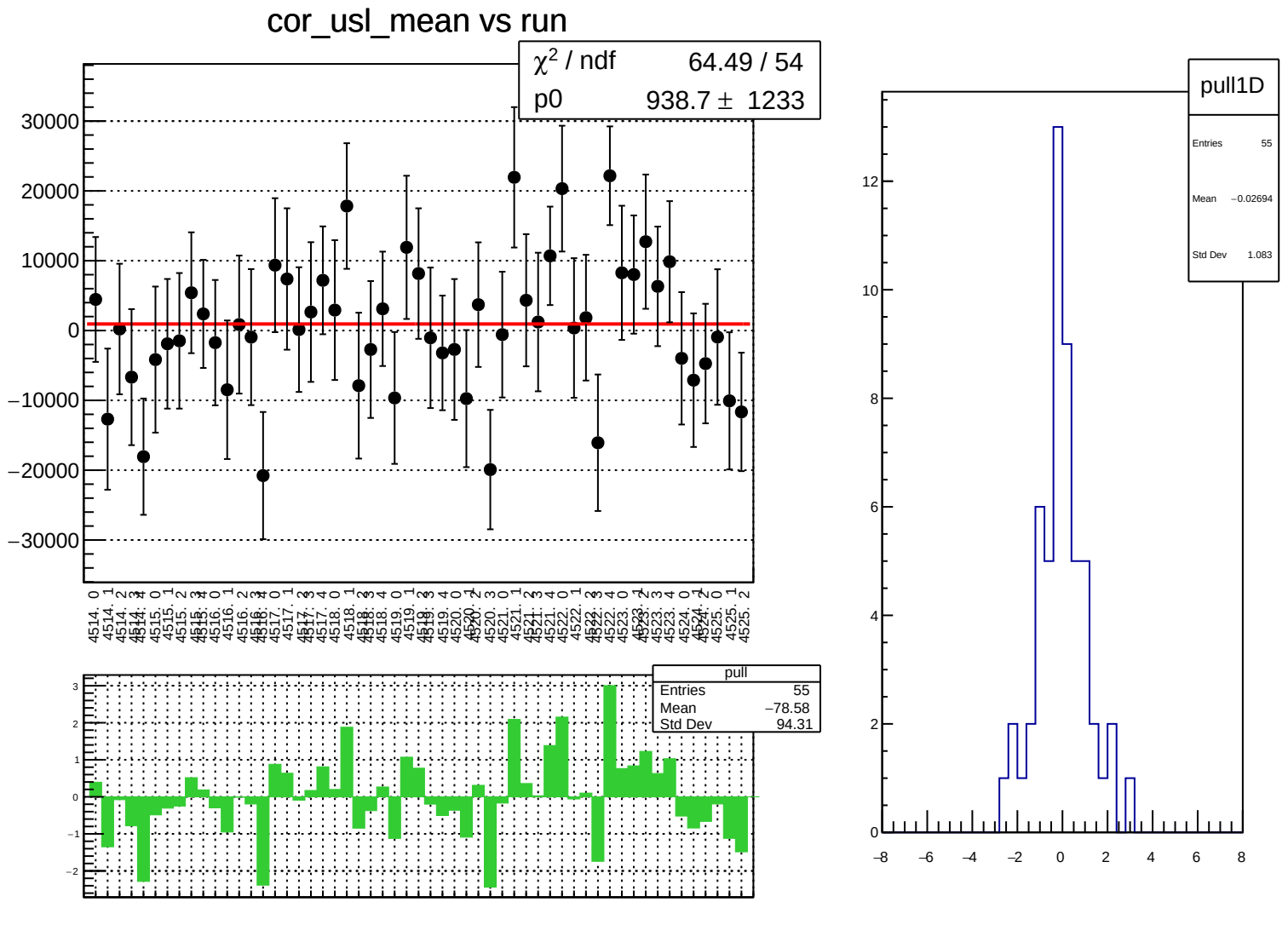
cor_usl_mean vs run
χ² / ndf 64.49 / 54
p0 938.7 ± 1233
30000
20000
10000
0
−10000
−20000
−30000
pull
Entries 55
Mean −78.58
Std Dev 94.31
pull1D
Entries 55
Mean −0.02694
Std Dev 1.083

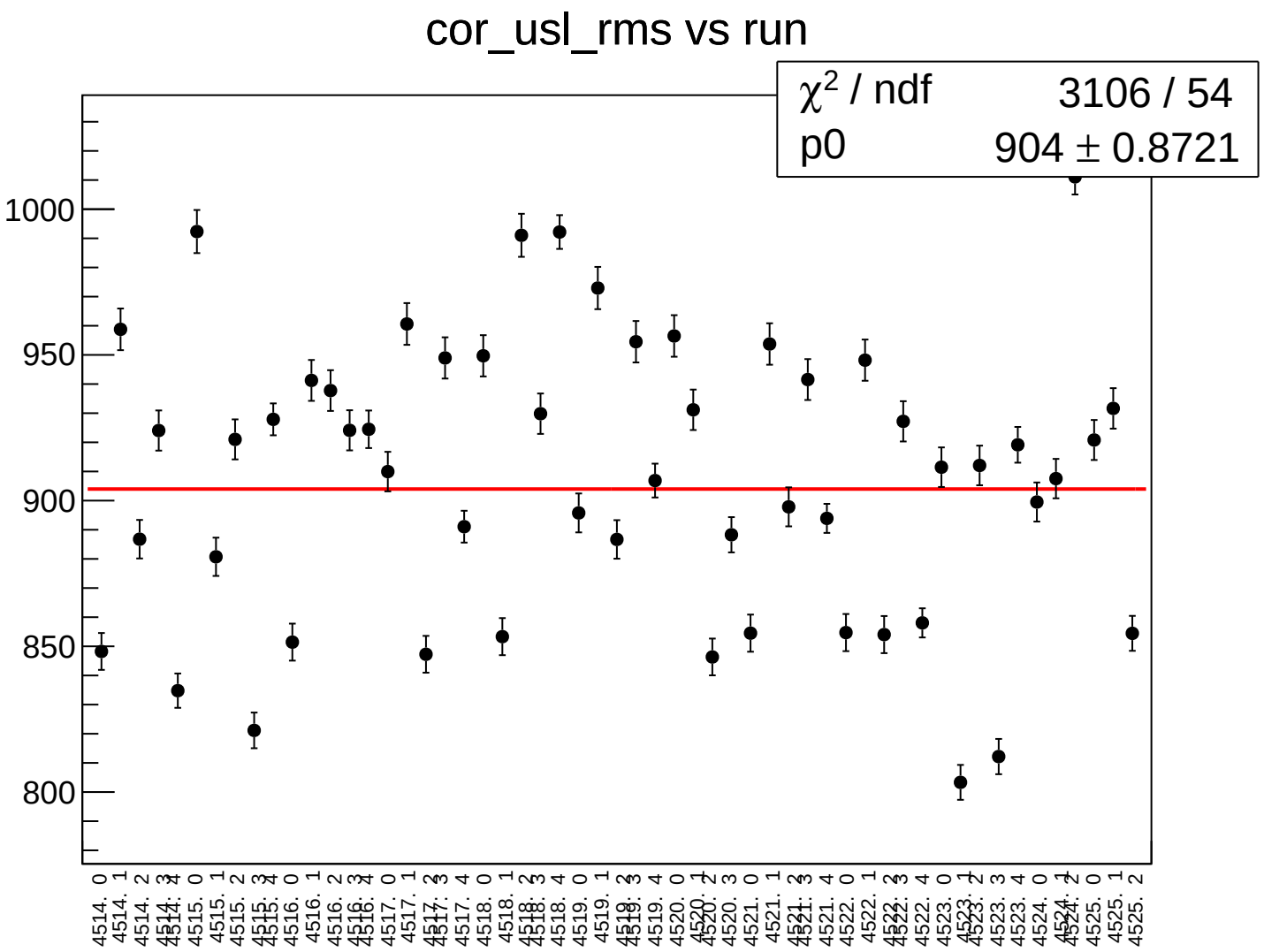
cor_usl_rms vs run
χ2 / ndf 3106 / 54
p0 904 ± 0.8721
1000
950
900
850
800
4514. 0
4514. 1
4514. 2
4514. 3
4514. 4
4515. 0
4515. 1
4515. 2
4515. 3
4515. 4
4516. 0
4516. 1
4516. 2
4516. 3
4516. 4
4517. 0
4517. 1
4517. 2
4517. 3
4517. 4
4518. 0
4518. 1
4518. 2
4518. 3
4518. 4
4519. 0
4519. 1
4519. 2
4519. 3
4519. 4
4520. 0
4520. 1
4520. 2
4520. 3
4521. 0
4521. 1
4521. 2
4521. 3
4521. 4
4522. 0
4522. 1
4522. 2
4522. 3
4522. 4
4523. 0
4523. 1
4523. 2
4523. 3
4523. 4
4524. 0
4524. 1
4524. 2
4525. 0
4525. 1
4525. 2

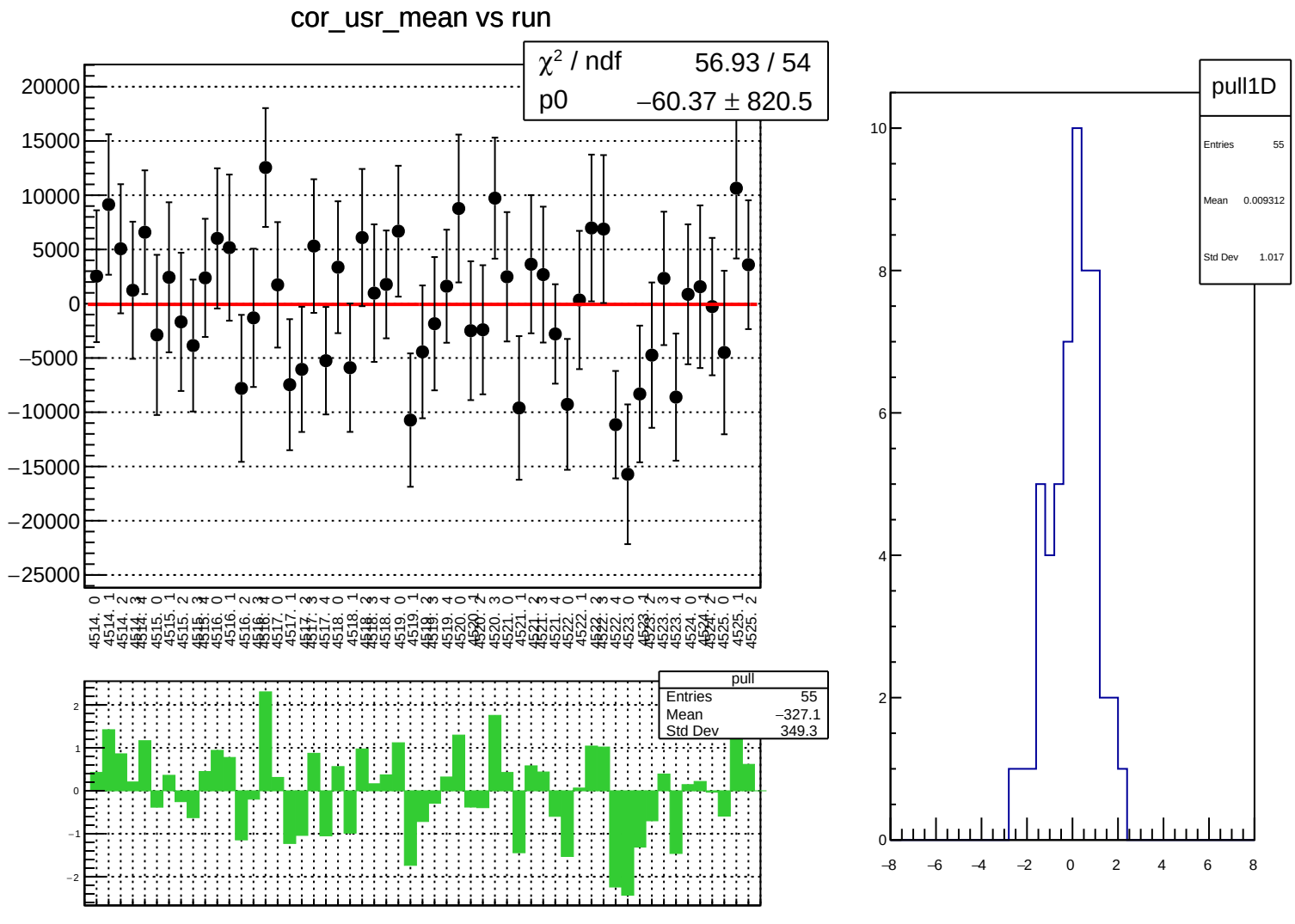
cor_usr_mean vs run
χ² / ndf 56.93 / 54
p0 −60.37 ± 820.5
pull
Entries 55
Mean −327.1
Std Dev 349.3
pull1D
Entries 55
Mean 0.009312
Std Dev 1.017

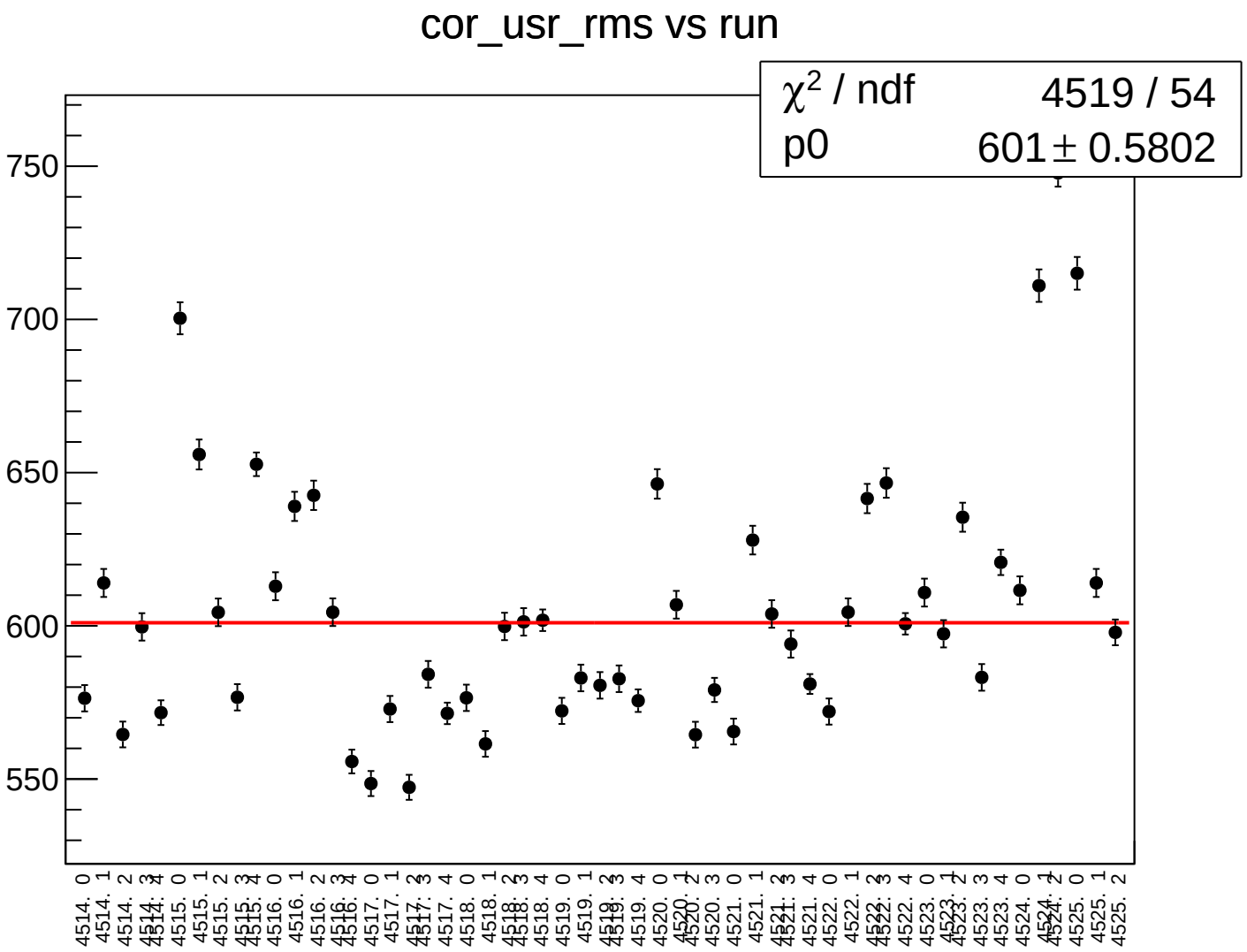
cor_usr_rms vs run
χ² / ndf 4519 / 54
p0 601 ± 0.5802
750
700
650
600
550
4514. 0
4514. 1
4514. 2
4514. 3
4514. 4
4515. 0
4515. 1
4515. 2
4515. 3
4515. 4
4516. 0
4516. 1
4516. 2
4516. 3
4516. 4
4517. 0
4517. 1
4517. 2
4517. 3
4517. 4
4518. 0
4518. 1
4518. 2
4518. 3
4518. 4
4519. 0
4519. 1
4519. 2
4519. 3
4519. 4
4520. 0
4520. 1
4520. 2
4520. 3
4521. 0
4521. 1
4521. 2
4521. 3
4521. 4
4522. 0
4522. 1
4522. 2
4522. 3
4522. 4
4523. 0
4523. 1
4523. 2
4523. 3
4523. 4
4524. 0
4524. 1
4524. 2
4525. 0
4525. 1
4525. 2

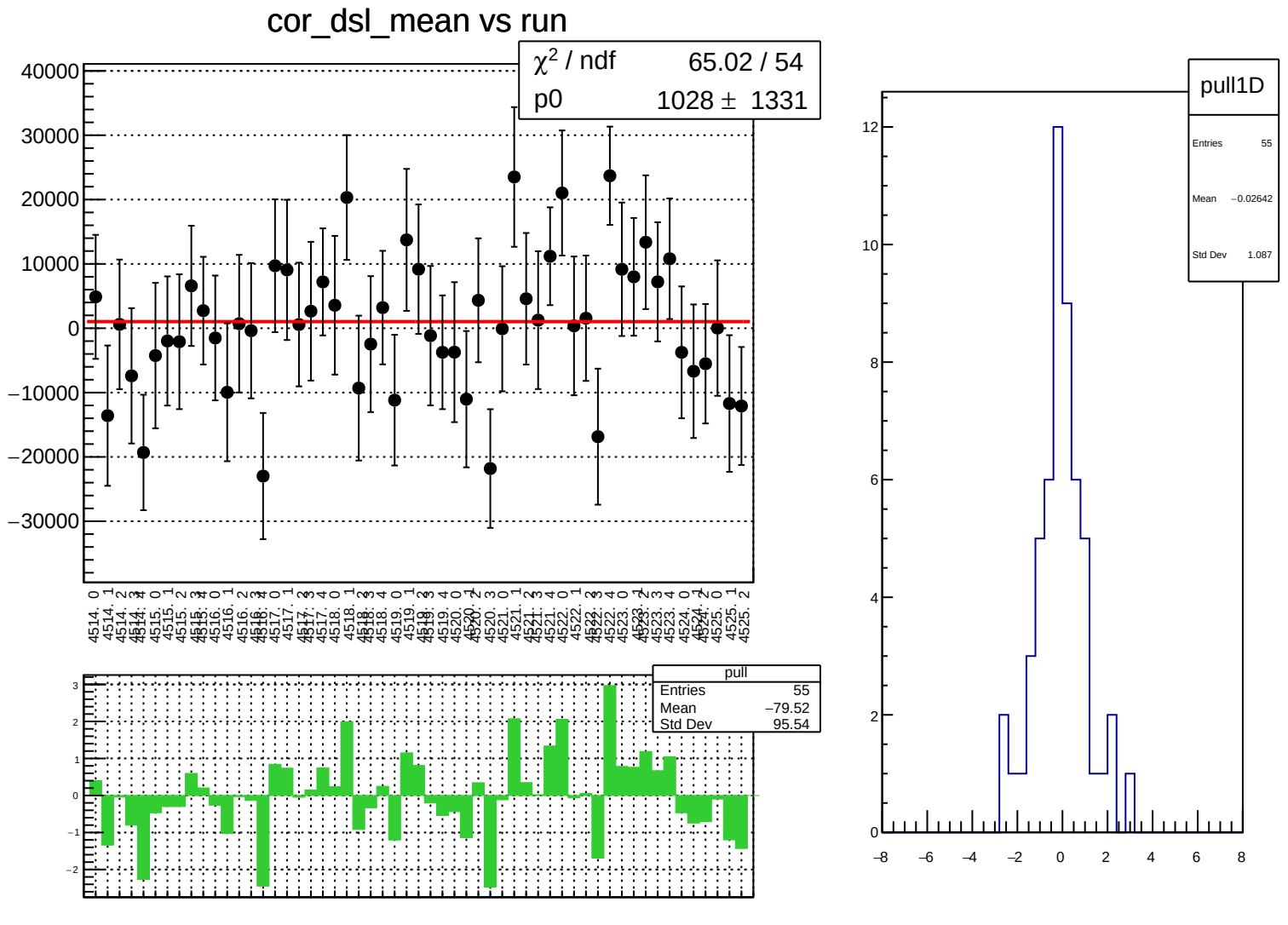
cor_dsl_mean vs run
χ² / ndf 65.02 / 54
p0 1028 ± 1331
pull
Entries 55
Mean −79.52
Std Dev 95.54
pull1D
Entries 55
Mean −0.02642
Std Dev 1.087

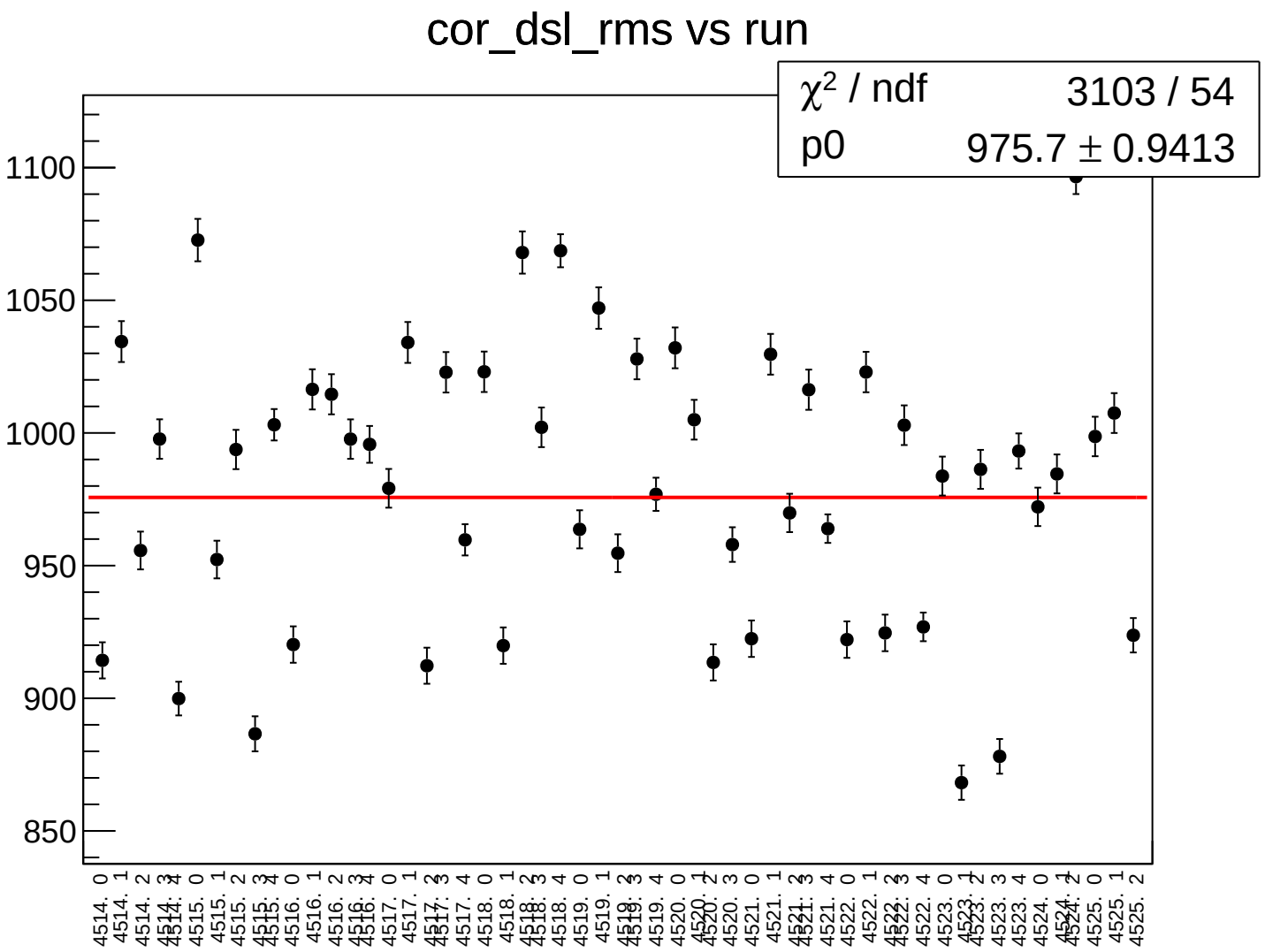
cor_dsl_rms vs run
χ² / ndf 3103 / 54
p0 975.7 ± 0.9413
1100
1050
1000
950
900
850
4514. 0
4514. 1
4514. 2
4514. 3
4514. 4
4515. 0
4515. 1
4515. 2
4515. 3
4515. 4
4516. 0
4516. 1
4516. 2
4516. 3
4516. 4
4517. 0
4517. 1
4517. 2
4517. 3
4517. 4
4518. 0
4518. 1
4518. 2
4518. 3
4518. 4
4519. 0
4519. 1
4519. 2
4519. 3
4519. 4
4520. 0
4520. 1
4520. 2
4520. 3
4521. 0
4521. 1
4521. 2
4521. 3
4521. 4
4522. 0
4522. 1
4522. 2
4522. 3
4522. 4
4523. 0
4523. 1
4523. 2
4523. 3
4523. 4
4524. 0
4524. 1
4524. 2
4525. 0
4525. 1
4525. 2

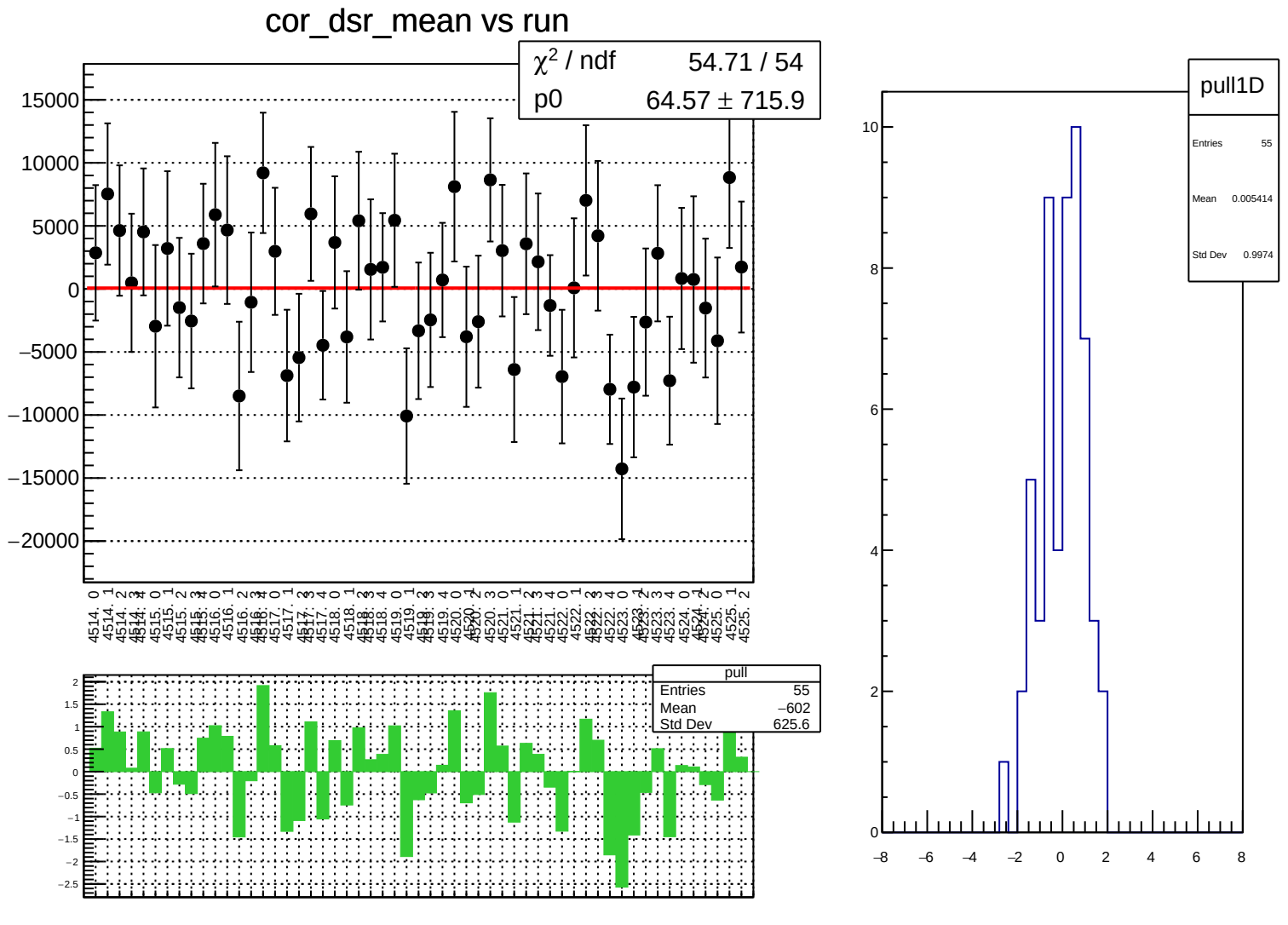
cor_dsr_mean vs run
χ² / ndf 54.71 / 54
p0 64.57 ± 715.9
pull
Entries 55
Mean −602
Std Dev 625.6
pull1D
Entries 55
Mean 0.005414
Std Dev 0.9974

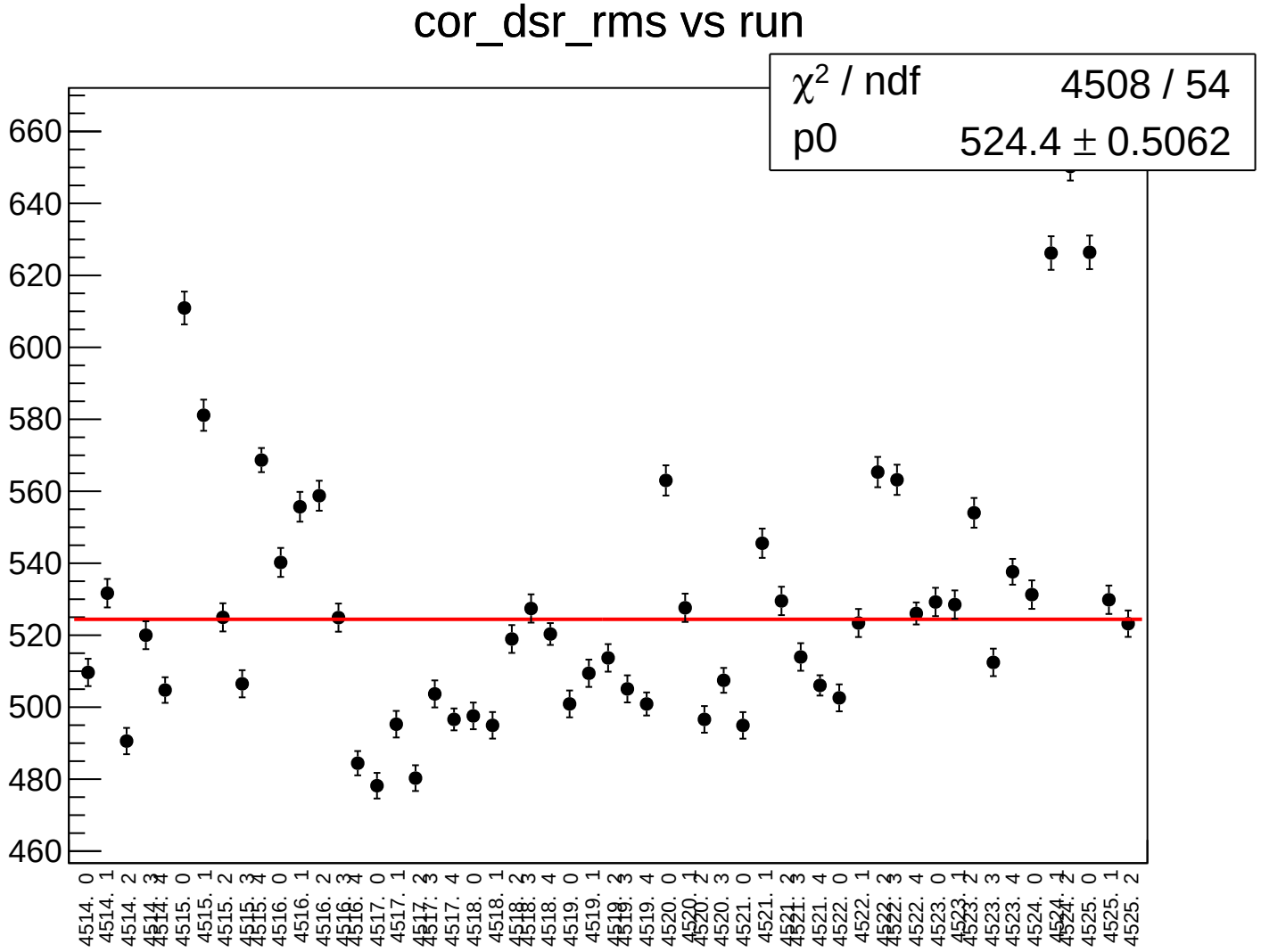
cor_dsr_rms vs run
χ² / ndf 4508 / 54
p0 524.4 ± 0.5062
660
640
620
600
580
560
540
520
500
480
460
4514. 0
4514. 1
4514. 2
4514. 3
4514. 4
4515. 0
4515. 1
4515. 2
4515. 3
4515. 4
4516. 0
4516. 1
4516. 2
4516. 3
4516. 4
4517. 0
4517. 1
4517. 2
4517. 3
4517. 4
4518. 0
4518. 1
4518. 2
4518. 3
4518. 4
4519. 0
4519. 1
4519. 2
4519. 3
4519. 4
4520. 0
4520. 1
4520. 2
4520. 3
4521. 0
4521. 1
4521. 2
4521. 3
4521. 4
4522. 0
4522. 1
4522. 2
4522. 3
4522. 4
4523. 0
4523. 1
4523. 2
4523. 3
4523. 4
4524. 0
4524. 1
4524. 2
4525. 0
4525. 1
4525. 2

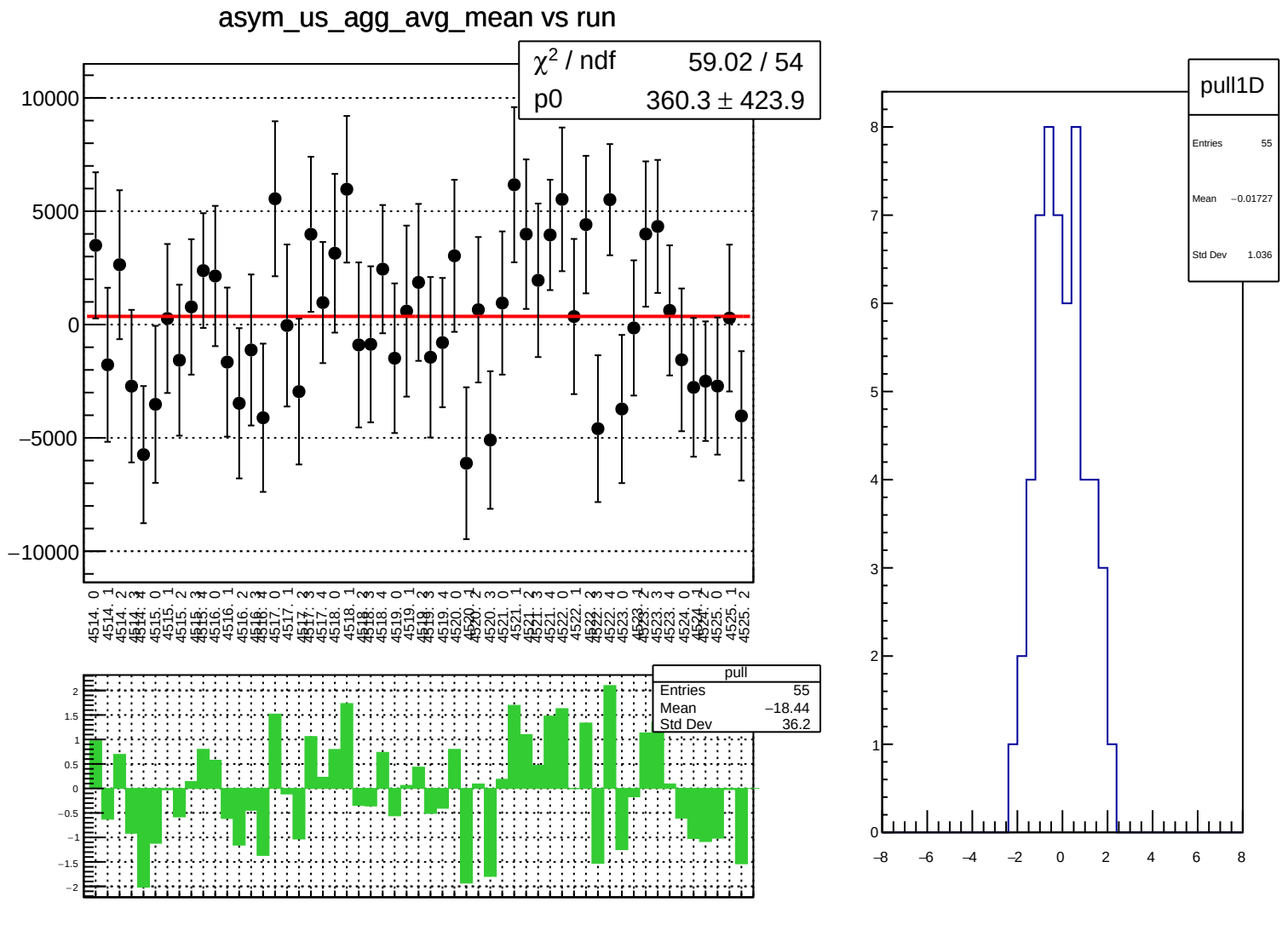
asym_us_agg_avg_mean vs run
χ² / ndf 59.02 / 54
p0 360.3 ± 423.9
pull
Entries 55
Mean −18.44
Std Dev 36.2
pull1D
Entries 55
Mean −0.01727
Std Dev 1.036

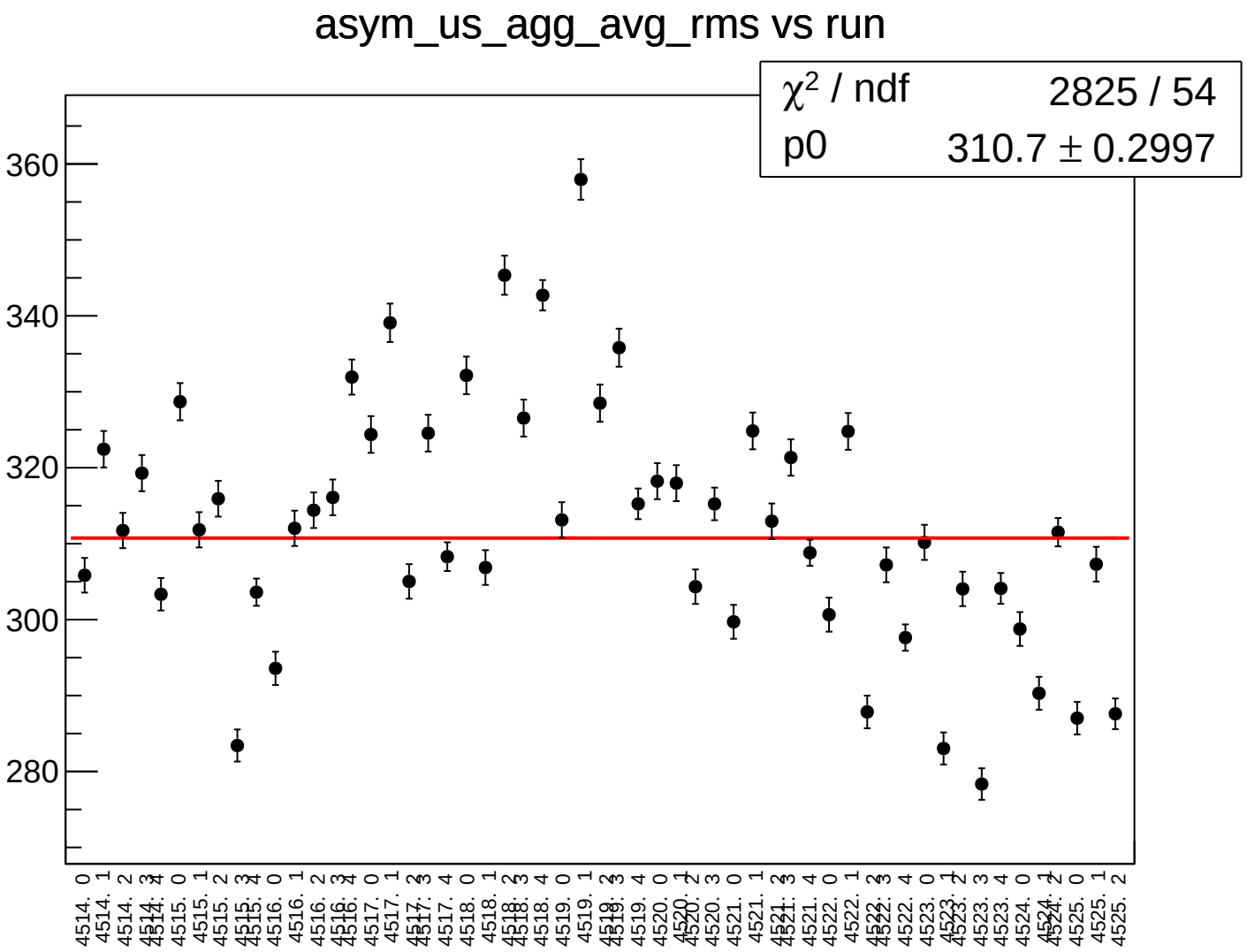
asym_us_agg_avg_rms vs run
χ² / ndf 2825 / 54
p0 310.7 ± 0.2997
360
340
320
300
280
4514. 0
4514. 1
4514. 2
4514. 3
4514. 4
4515. 0
4515. 1
4515. 2
4515. 3
4515. 4
4516. 0
4516. 1
4516. 2
4516. 3
4516. 4
4517. 0
4517. 1
4517. 2
4517. 3
4517. 4
4518. 0
4518. 1
4518. 2
4518. 3
4518. 4
4519. 0
4519. 1
4519. 2
4519. 3
4519. 4
4520. 0
4520. 1
4520. 2
4520. 3
4521. 0
4521. 1
4521. 2
4521. 3
4521. 4
4522. 0
4522. 1
4522. 2
4522. 3
4522. 4
4523. 0
4523. 1
4523. 2
4523. 3
4523. 4
4524. 0
4524. 1
4524. 2
4525. 0
4525. 1
4525. 2

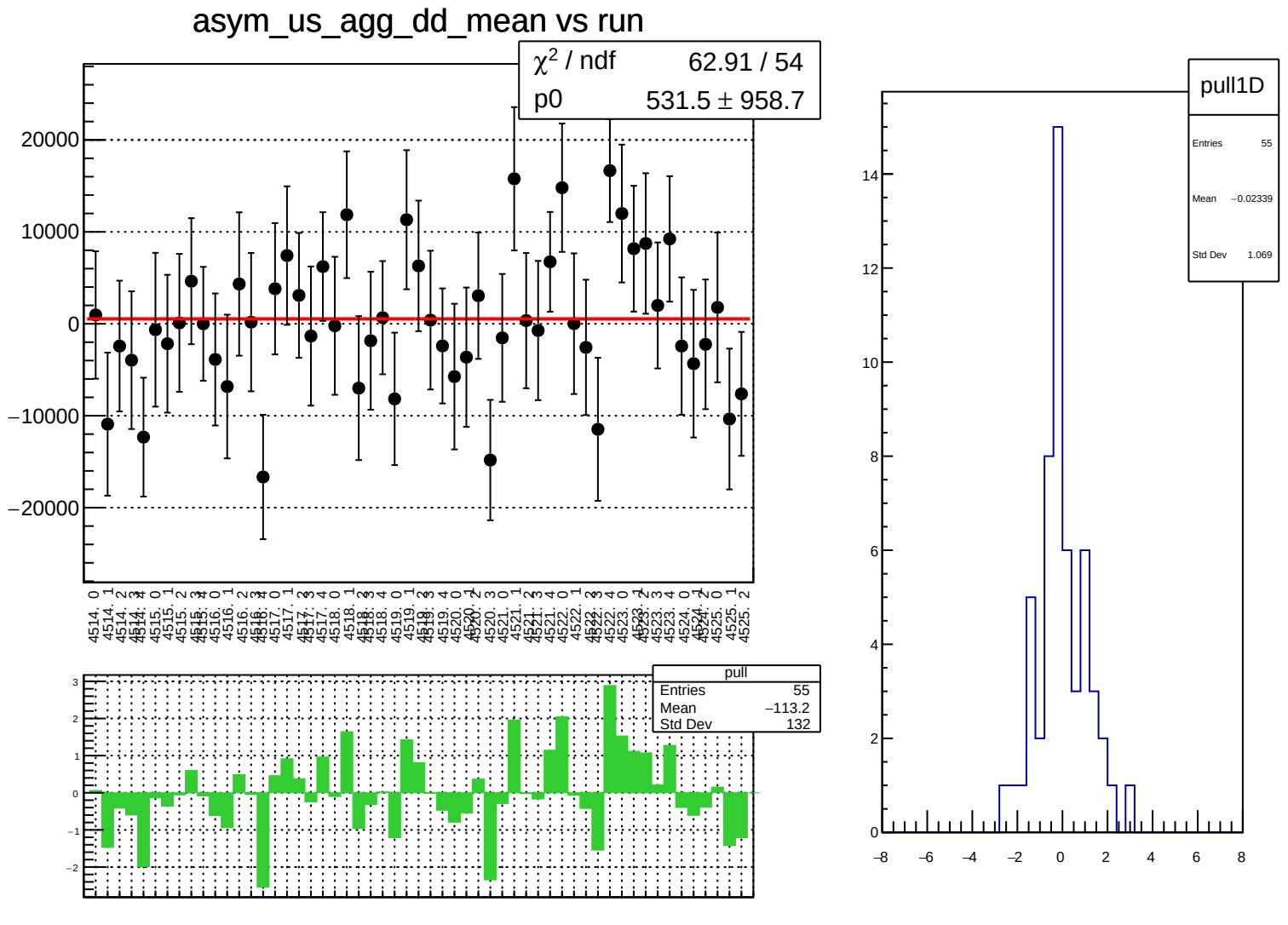
asym_us_agg_dd_mean vs run
χ^2 / ndf 62.91 / 54
p0 531.5 ± 958.7
20000
10000
0
−10000
−20000
pull
Entries 55
Mean −113.2
Std Dev 132
pull1D
Entries 55
Mean −0.02339
Std Dev 1.069

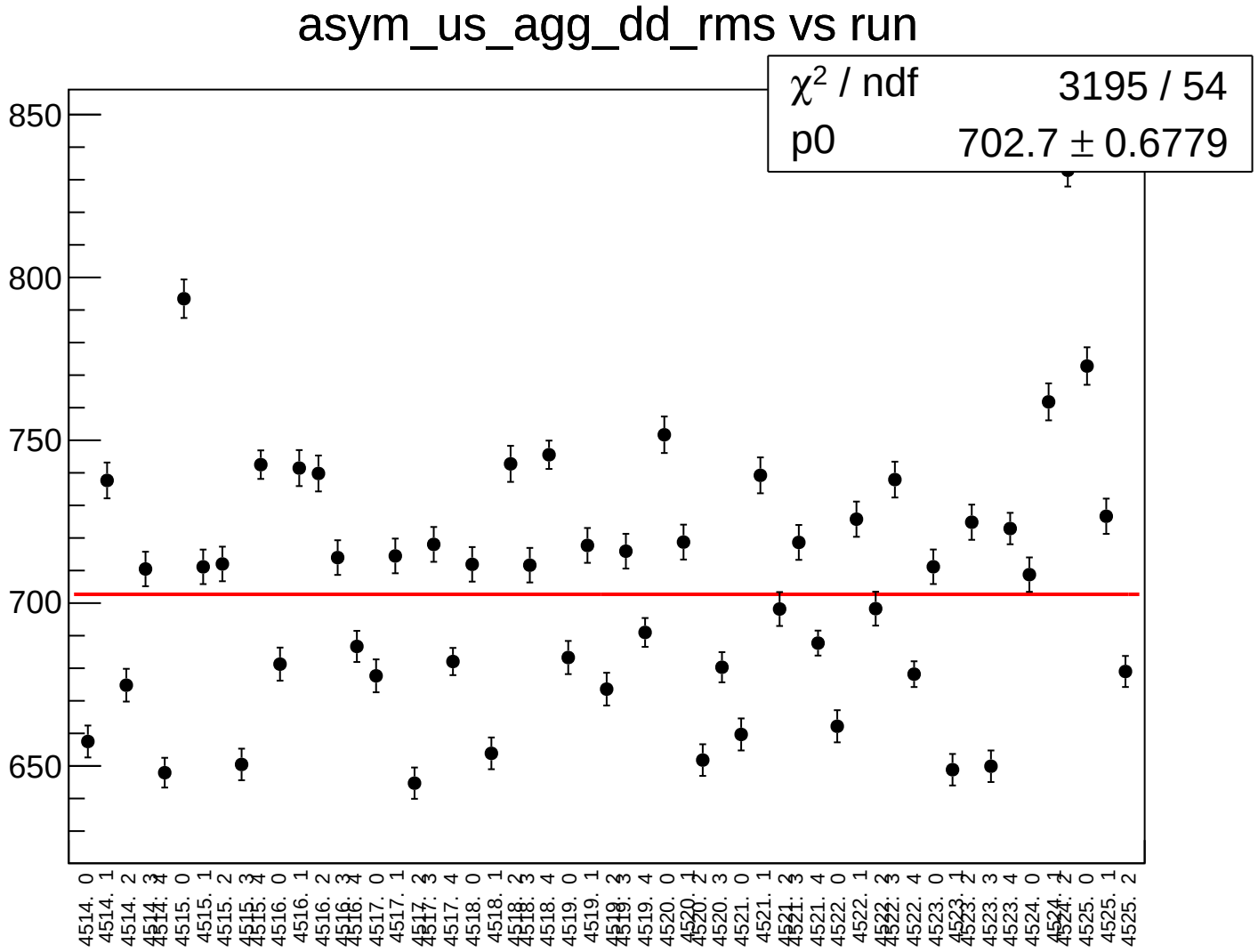
asym_us_agg_dd_rms vs run
χ^2 / ndf 3195 / 54
p0 702.7 ± 0.6779
850
800
750
700
650
4514. 0
4514. 1
4514. 2
4514. 3
4514. 4
4515. 0
4515. 1
4515. 2
4515. 3
4515. 4
4516. 0
4516. 1
4516. 2
4516. 3
4516. 4
4517. 0
4517. 1
4517. 2
4517. 3
4517. 4
4518. 0
4518. 1
4518. 2
4518. 3
4518. 4
4519. 0
4519. 1
4519. 2
4519. 3
4519. 4
4520. 0
4520. 1
4520. 2
4520. 3
4521. 0
4521. 1
4521. 2
4521. 3
4521. 4
4522. 0
4522. 1
4522. 2
4522. 3
4522. 4
4523. 0
4523. 1
4523. 2
4523. 3
4523. 4
4524. 0
4524. 1
4524. 2
4525. 0
4525. 1
4525. 2

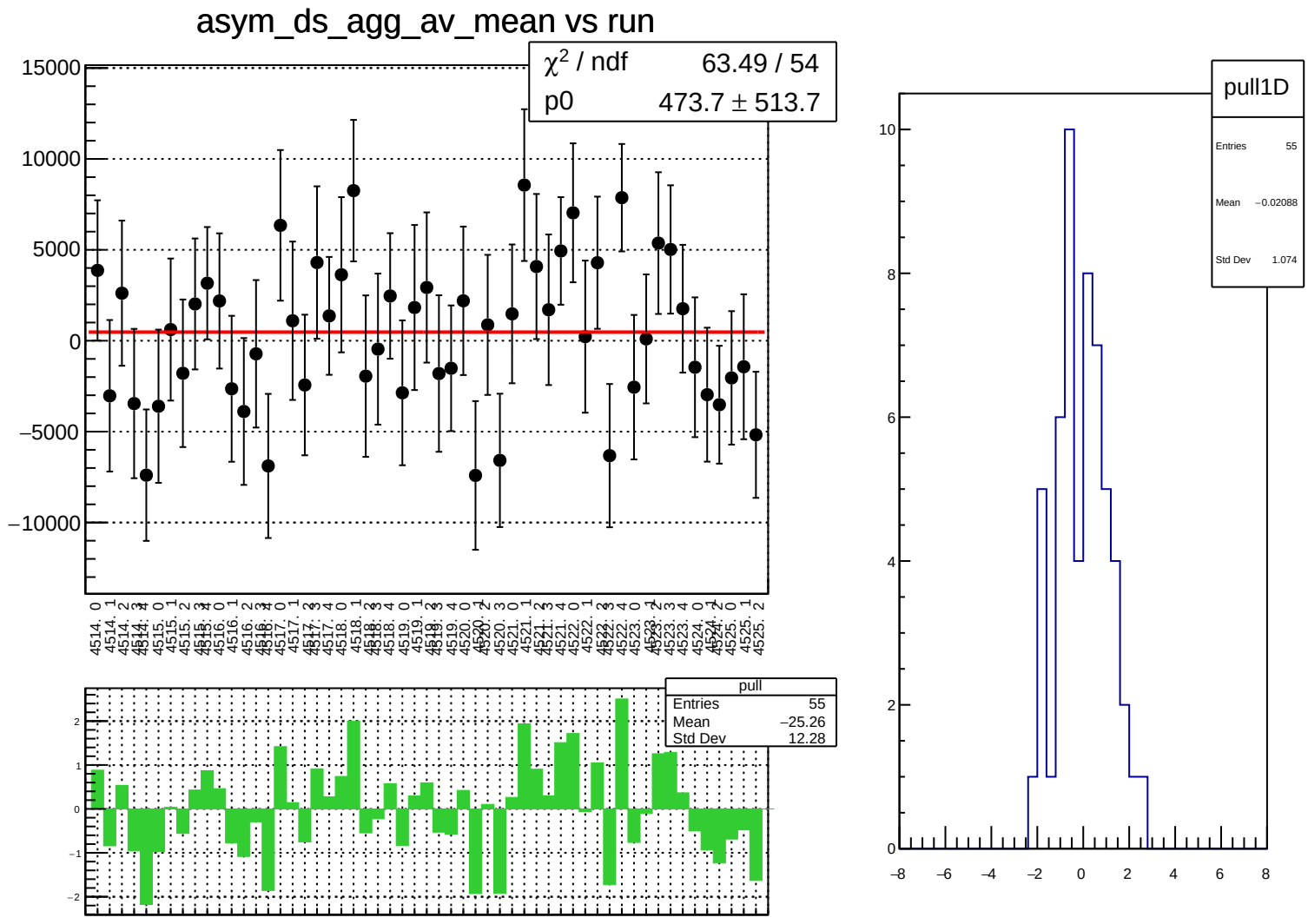
asym_ds_agg_av_mean vs run
χ² / ndf 63.49 / 54
p0 473.7 ± 513.7
15000
10000
5000
0
−5000
−10000
pull
Entries 55
Mean −25.26
Std Dev 12.28
pull1D
Entries 55
Mean −0.02088
Std Dev 1.074

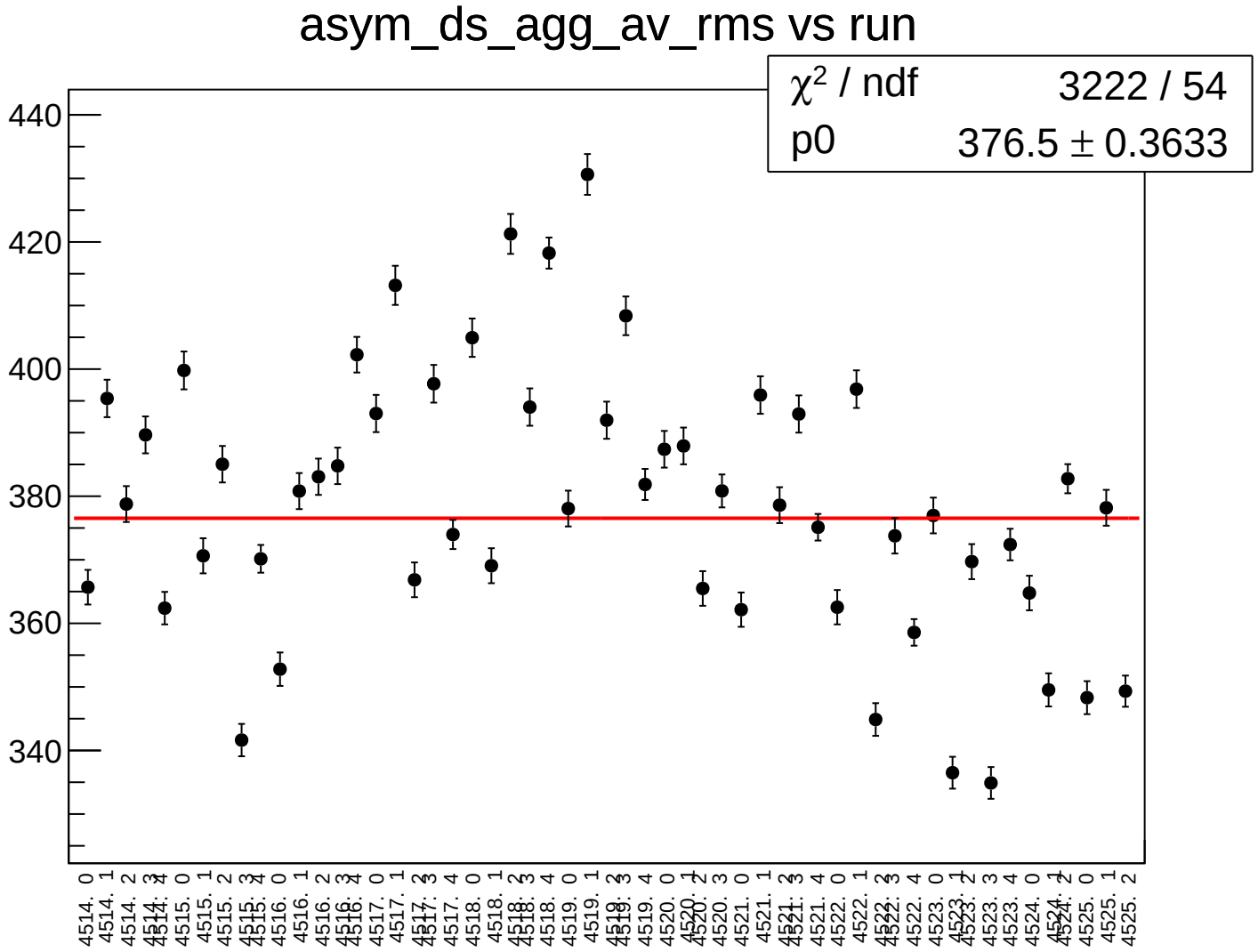
asym_ds_agg_av_rms vs run
χ^2 / ndf 3222 / 54
p0 376.5 ± 0.3633
440
420
400
380
360
340
4514. 0
4514. 1
4514. 2
4514. 3
4514. 4
4515. 0
4515. 1
4515. 2
4515. 3
4515. 4
4516. 0
4516. 1
4516. 2
4516. 3
4516. 4
4517. 0
4517. 1
4517. 2
4517. 3
4517. 4
4518. 0
4518. 1
4518. 2
4518. 3
4518. 4
4519. 0
4519. 1
4519. 2
4519. 3
4519. 4
4520. 0
4520. 1
4520. 2
4520. 3
4521. 0
4521. 1
4521. 2
4521. 3
4521. 4
4522. 0
4522. 1
4522. 2
4522. 3
4522. 4
4523. 0
4523. 1
4523. 2
4523. 3
4523. 4
4524. 0
4524. 1
4524. 2
4525. 0
4525. 1
4525. 2

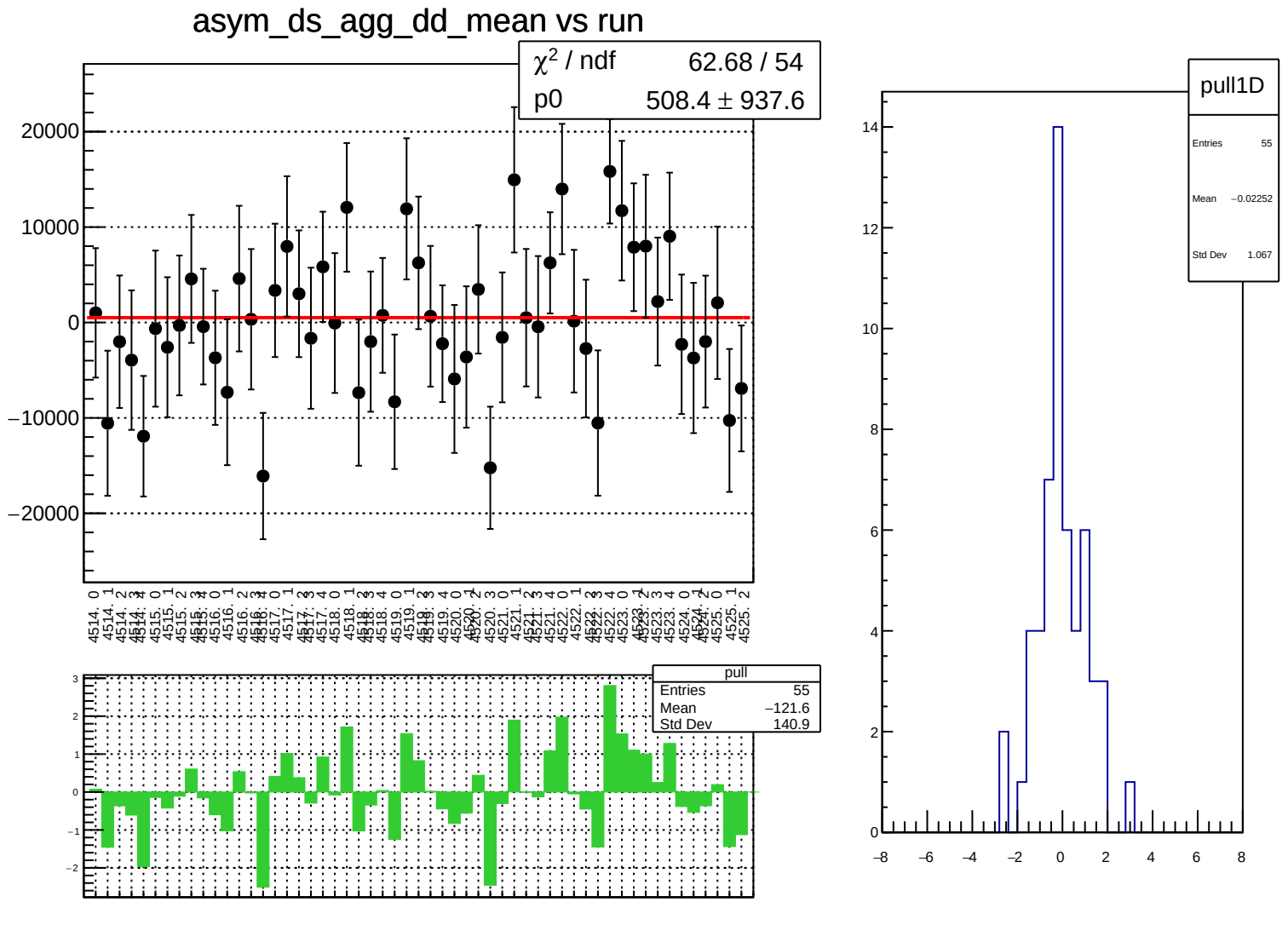
asym_ds_agg_dd_mean vs run
χ² / ndf 62.68 / 54
p0 508.4 ± 937.6
20000
10000
0
−10000
−20000
pull
Entries 55
Mean −121.6
Std Dev 140.9
pull1D
Entries 55
Mean −0.02252
Std Dev 1.067

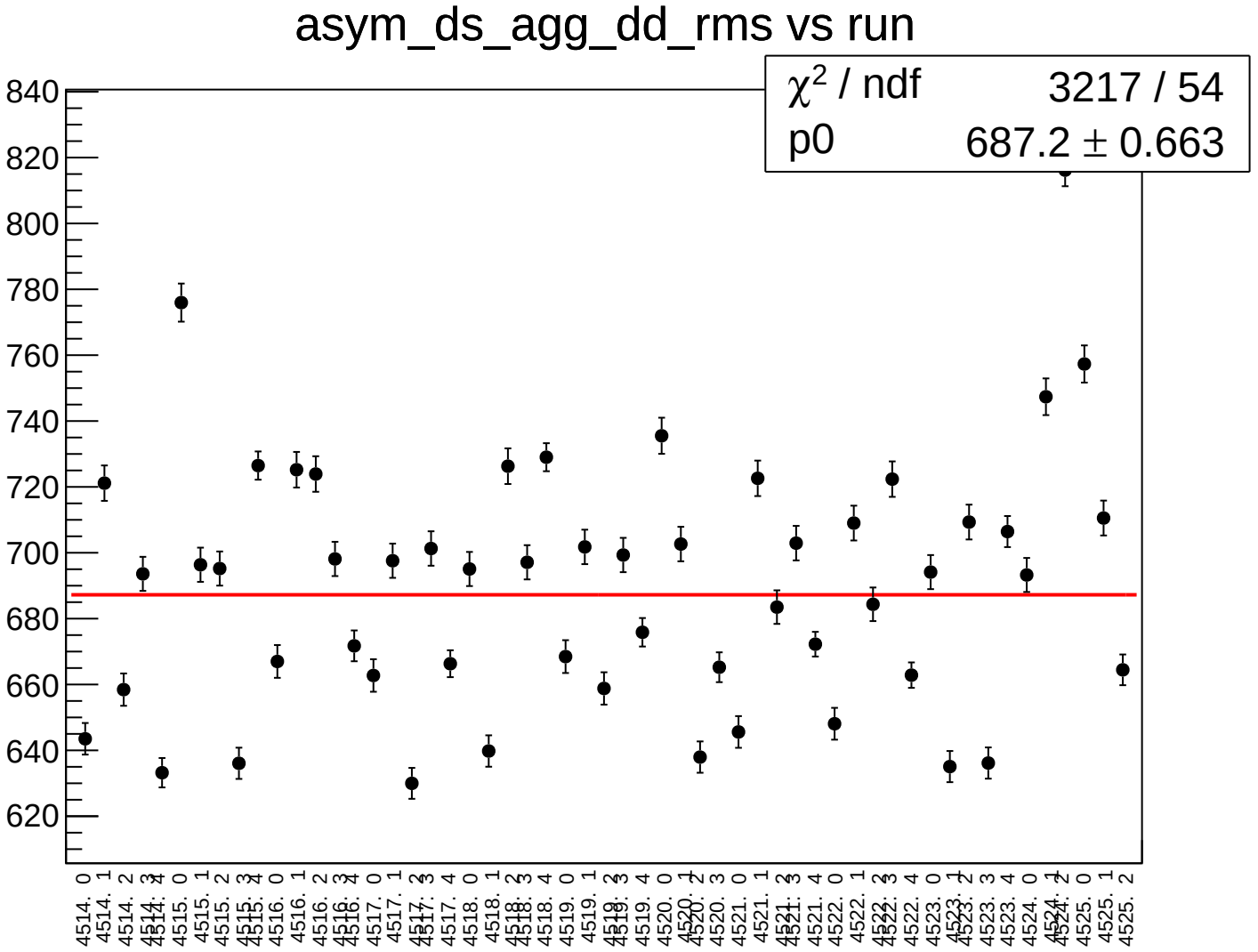
asym_ds_agg_dd_rms vs run
χ2 / ndf 3217 / 54
p0 687.2 ± 0.663
840
820
800
780
760
740
720
700
680
660
640
620
4514. 0
4514. 1
4514. 2
4514. 3
4514. 4
4515. 0
4515. 1
4515. 2
4515. 3
4515. 4
4516. 0
4516. 1
4516. 2
4516. 3
4516. 4
4517. 0
4517. 1
4517. 2
4517. 3
4517. 4
4518. 0
4518. 1
4518. 2
4518. 3
4518. 4
4519. 0
4519. 1
4519. 2
4519. 3
4519. 4
4520. 0
4520. 1
4520. 2
4520. 3
4521. 0
4521. 1
4521. 2
4521. 3
4521. 4
4522. 0
4522. 1
4522. 2
4522. 3
4522. 4
4523. 0
4523. 1
4523. 2
4523. 3
4523. 4
4524. 0
4524. 1
4524. 2
4525. 0
4525. 1
4525. 2

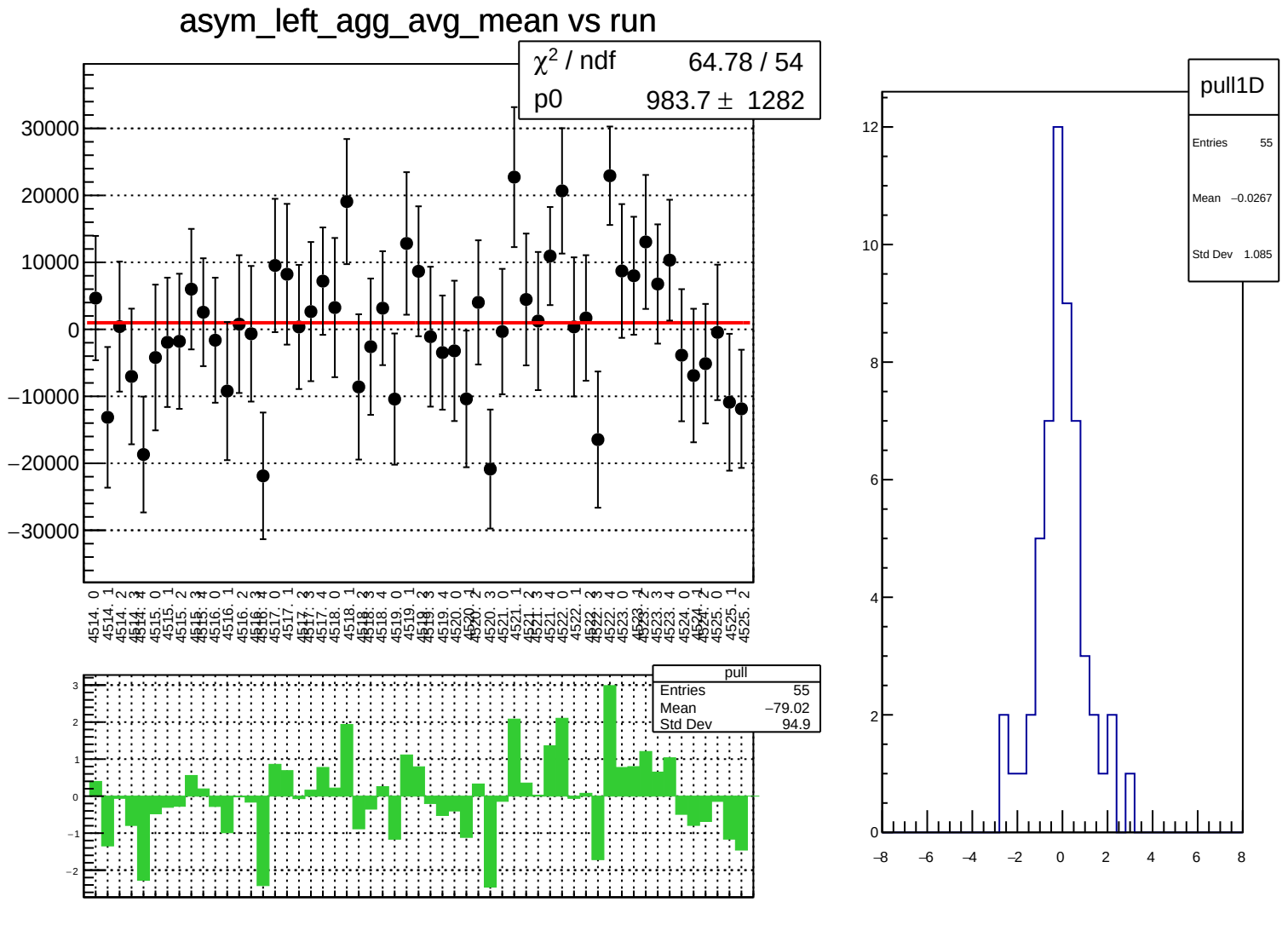
asym_left_agg_avg_mean vs run
χ^2 / ndf 64.78 / 54
p0 983.7 ± 1282
30000
20000
10000
0
−10000
−20000
−30000
pull
Entries 55
Mean −79.02
Std Dev 94.9
pull1D
Entries 55
Mean −0.0267
Std Dev 1.085

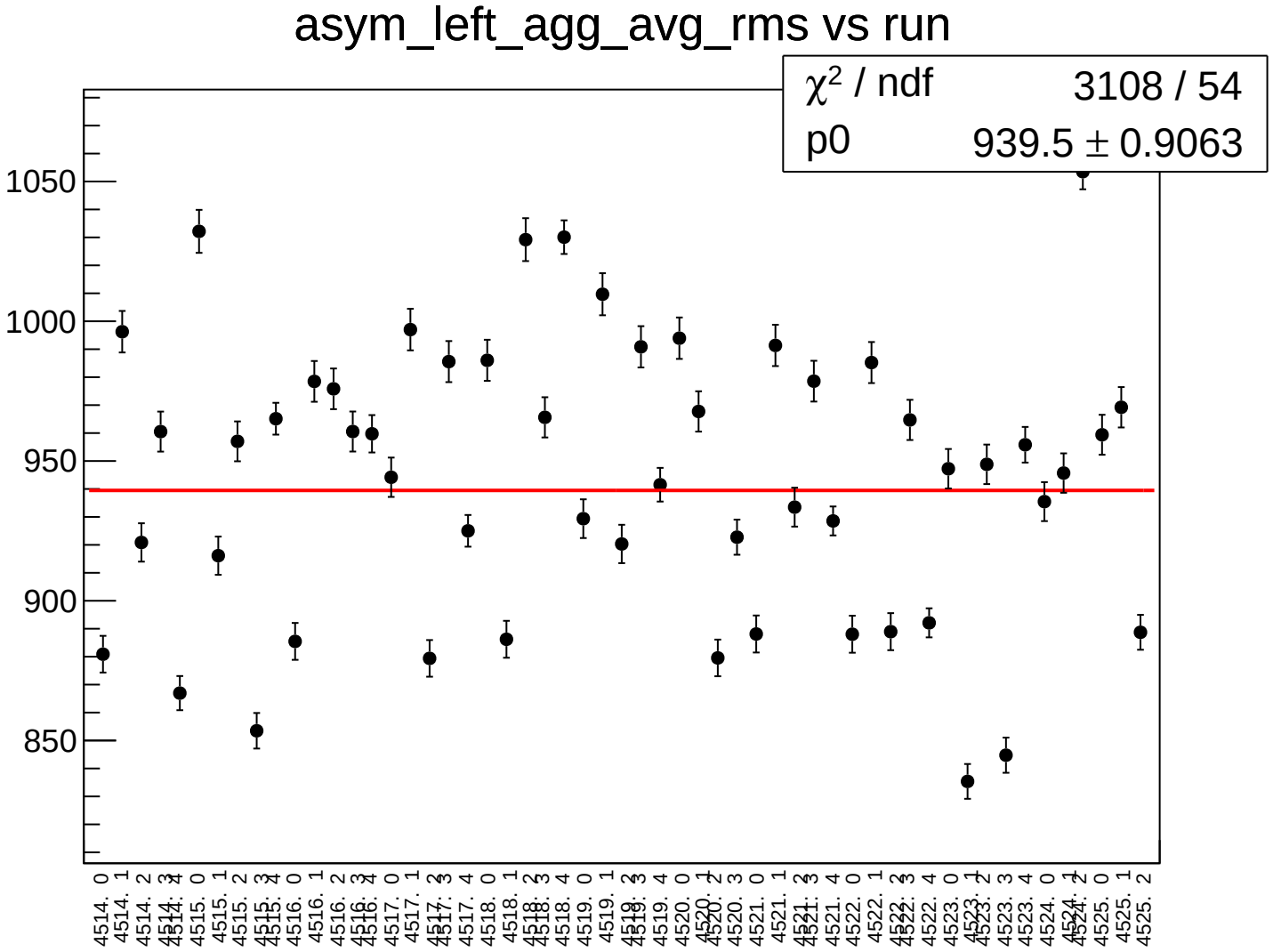
asym_left_agg_avg_rms vs run
χ² / ndf 3108 / 54
p0 939.5 ± 0.9063
1050
1000
950
900
850
4514. 0
4514. 1
4514. 2
4514. 3
4514. 4
4515. 0
4515. 1
4515. 2
4515. 3
4515. 4
4516. 0
4516. 1
4516. 2
4516. 3
4516. 4
4517. 0
4517. 1
4517. 2
4517. 3
4517. 4
4518. 0
4518. 1
4518. 2
4518. 3
4518. 4
4519. 0
4519. 1
4519. 2
4519. 3
4519. 4
4520. 0
4520. 1
4520. 2
4520. 3
4521. 0
4521. 1
4521. 2
4521. 3
4521. 4
4522. 0
4522. 1
4522. 2
4522. 3
4522. 4
4523. 0
4523. 1
4523. 2
4523. 3
4523. 4
4524. 0
4524. 1
4524. 2
4525. 0
4525. 1
4525. 2

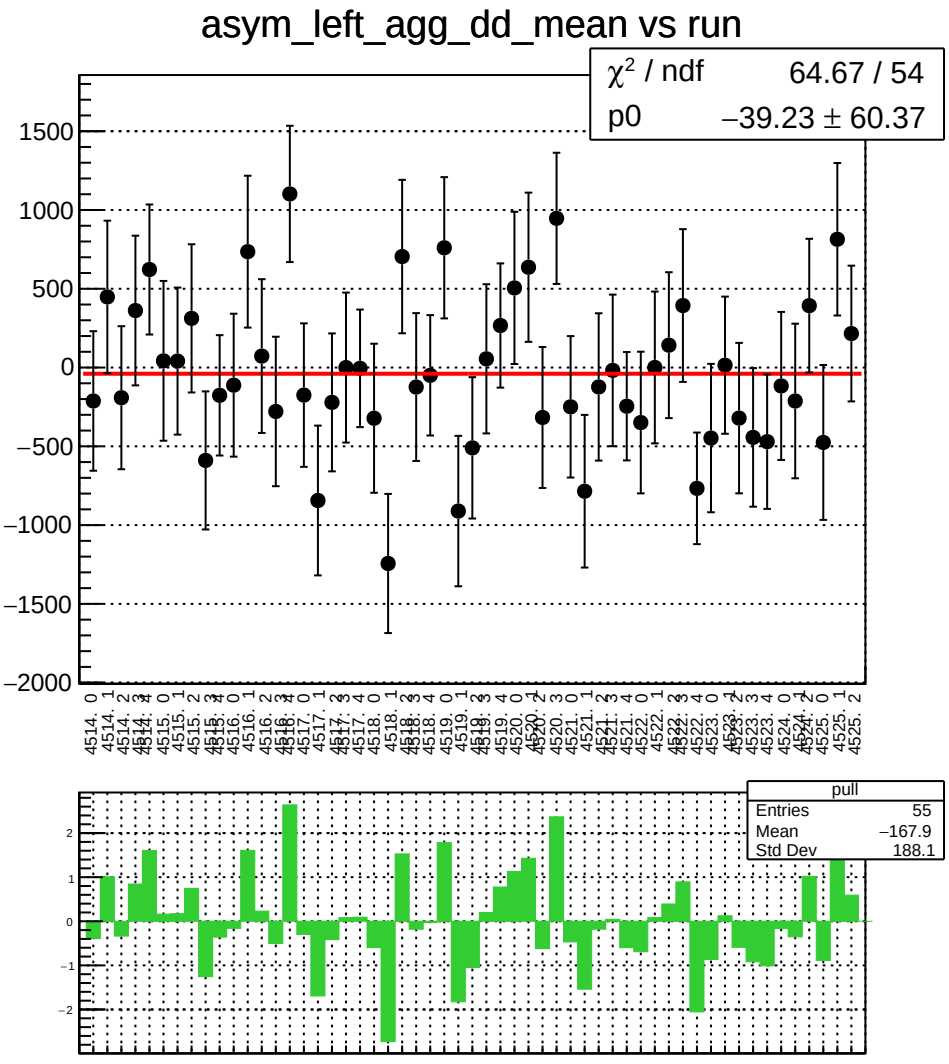
asym_left_agg_dd_mean vs run
χ² / ndf 64.67 / 54
p0 −39.23 ± 60.37
pull
Entries 55
Mean −167.9
Std Dev 188.1

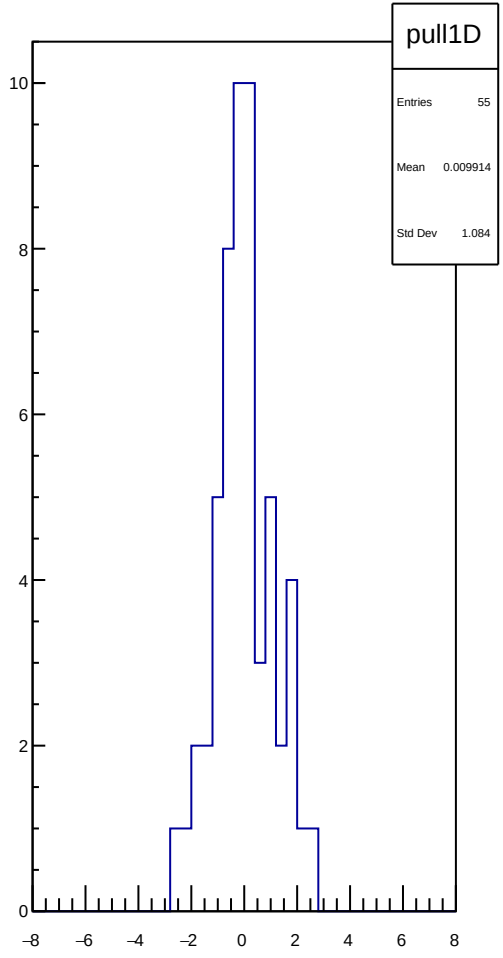
pull1D
Entries 55
Mean 0.009914
Std Dev 1.084

asym_left_agg_dd_rms vs run

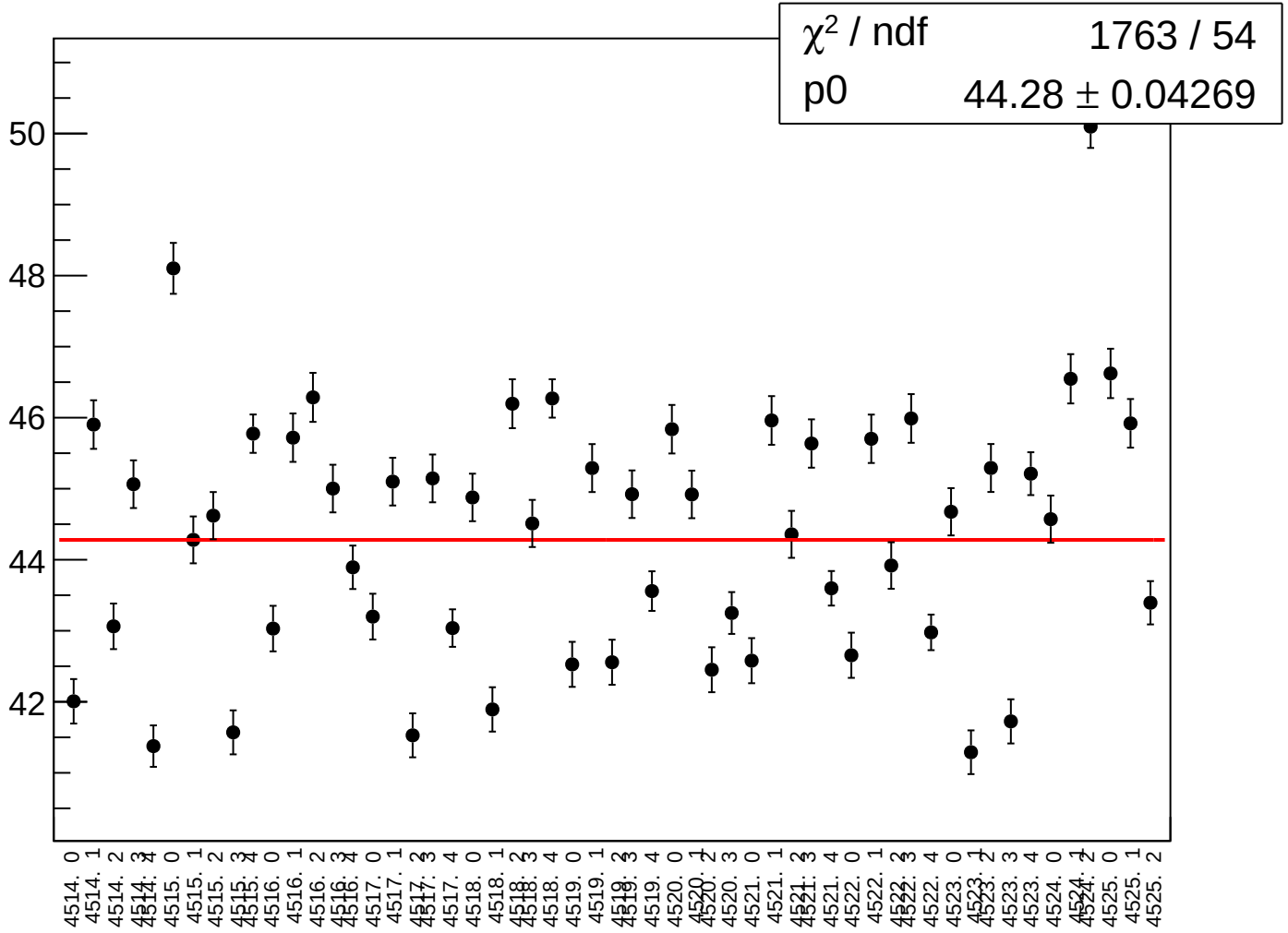

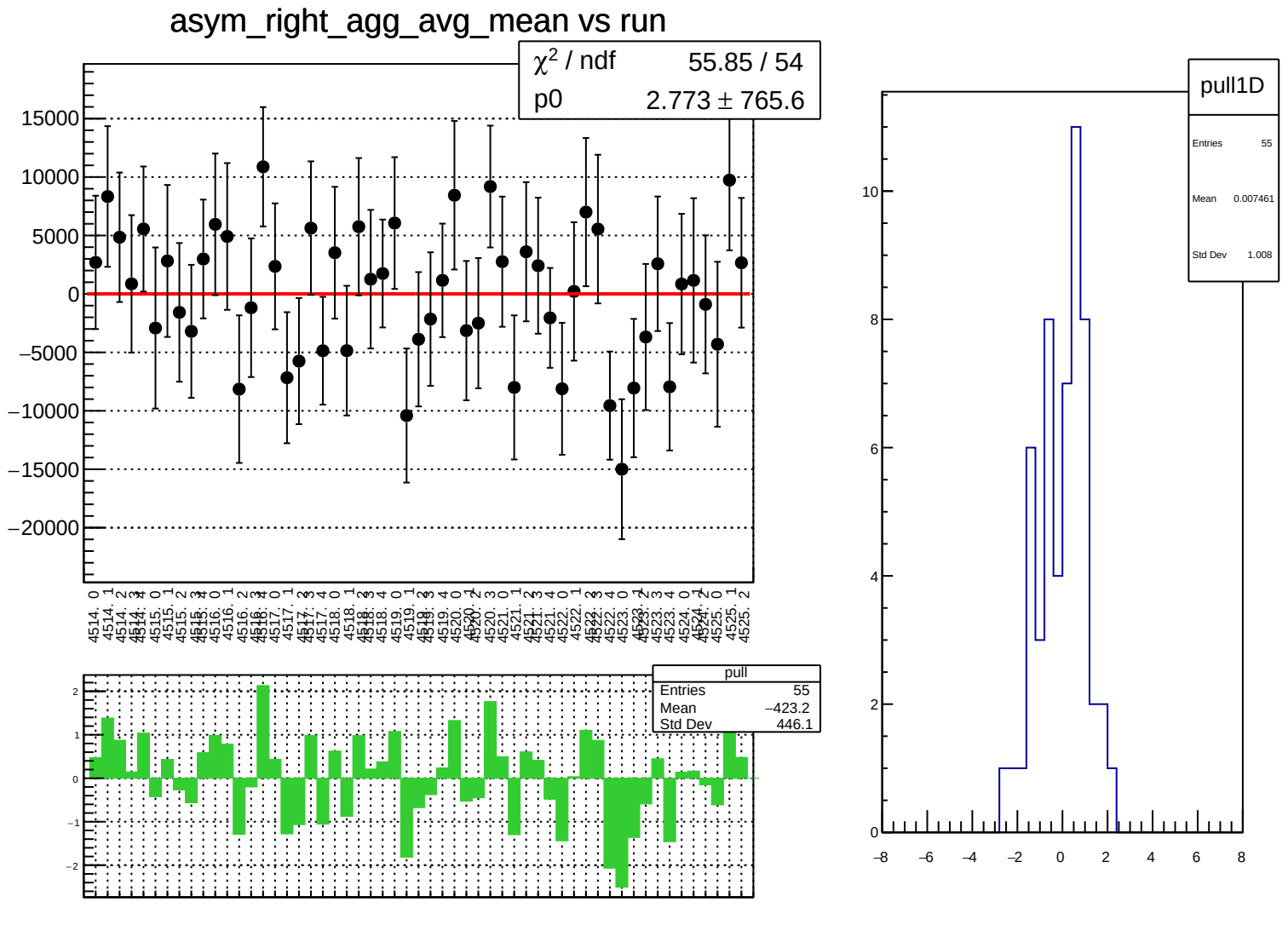
asym_right_agg_avg_mean vs run
χ² / ndf 55.85 / 54
p0 2.773 ± 765.6
pull
Entries 55
Mean −423.2
Std Dev 446.1
pull1D
Entries 55
Mean 0.007461
Std Dev 1.008

asym_right_agg_avg_rms vs run

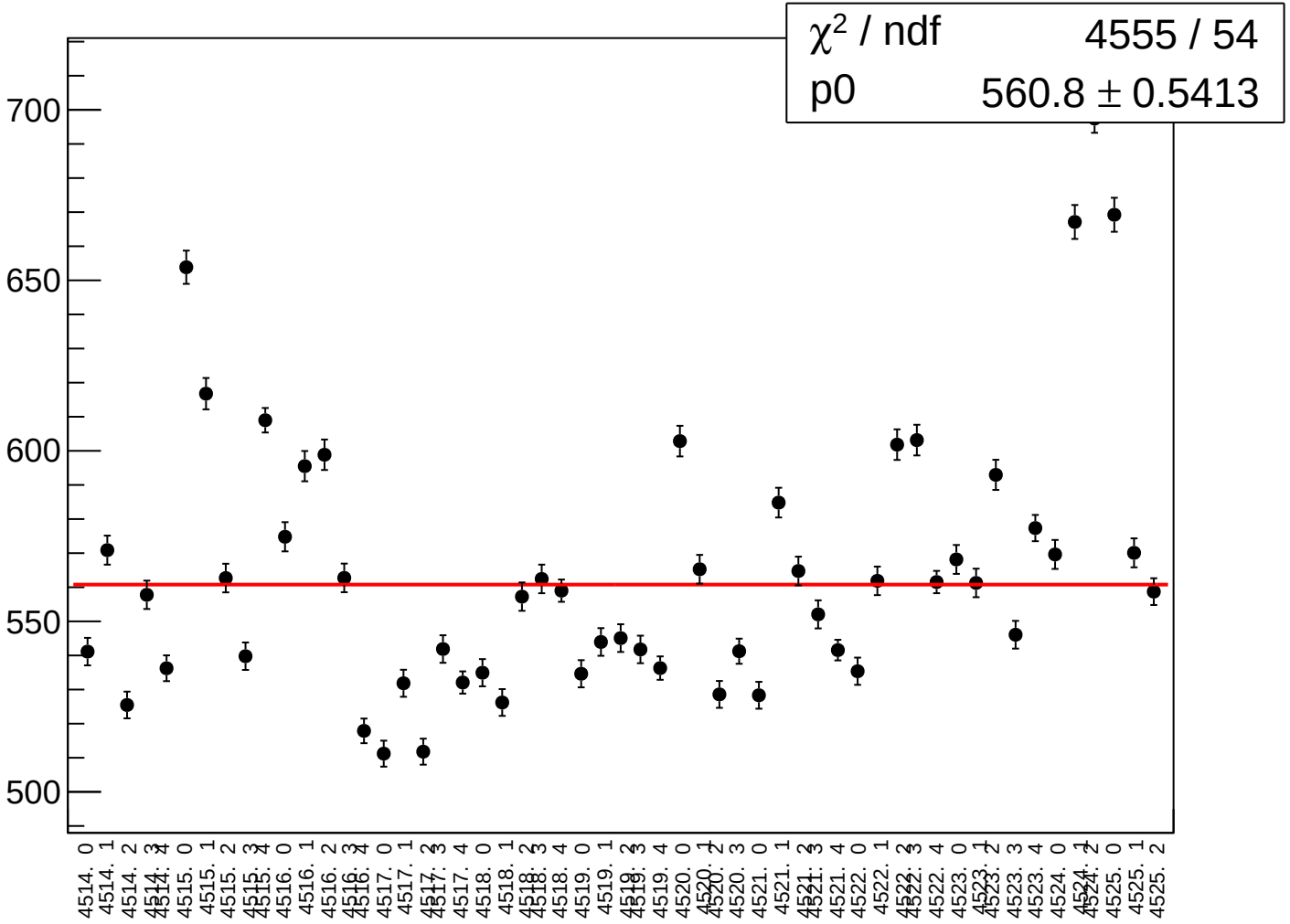

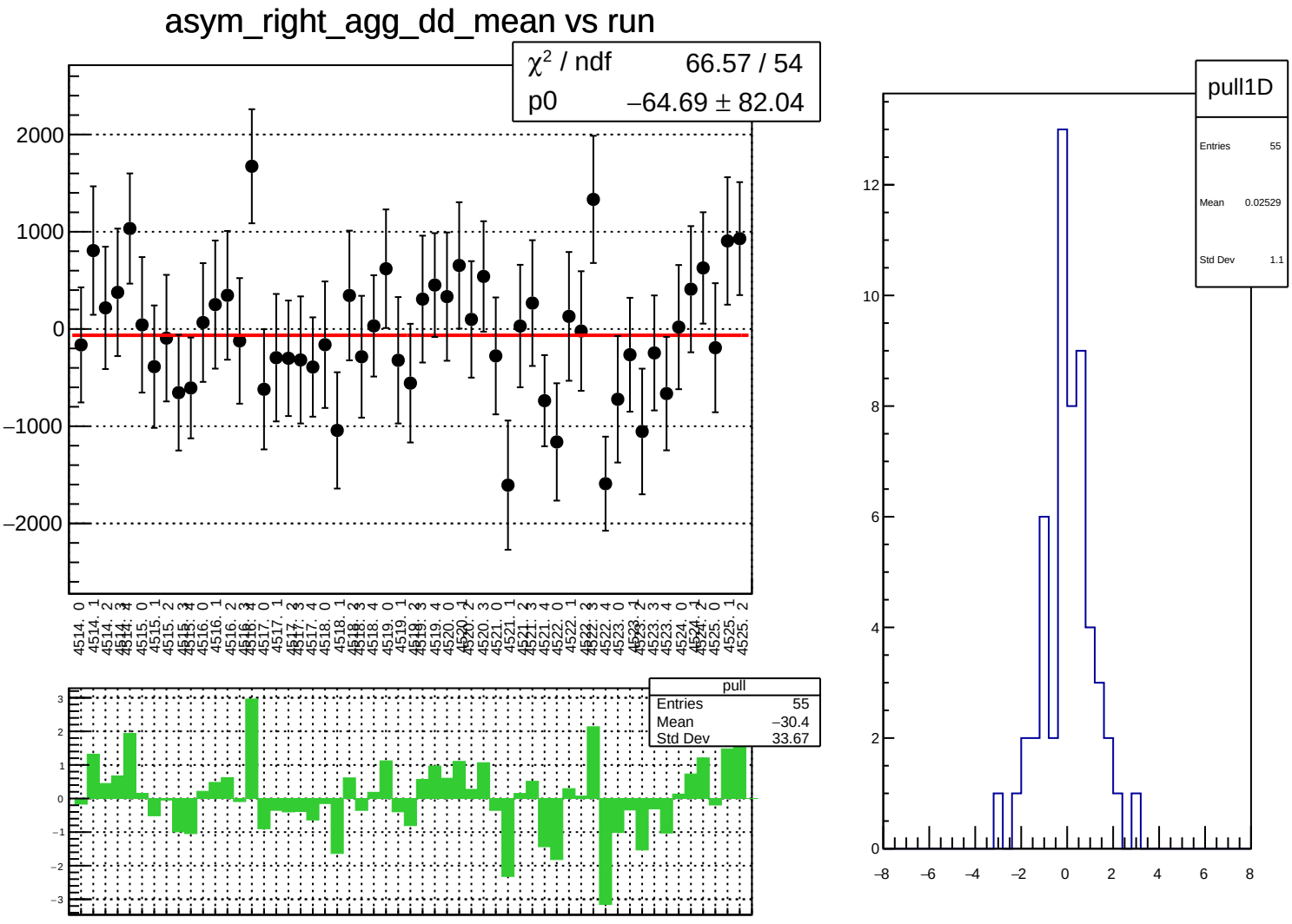
asym_right_agg_dd_mean vs run
χ² / ndf 66.57 / 54
p0 −64.69 ± 82.04
2000
1000
0
−1000
−2000
pull
Entries 55
Mean −30.4
Std Dev 33.67
pull1D
Entries 55
Mean 0.02529
Std Dev 1.1

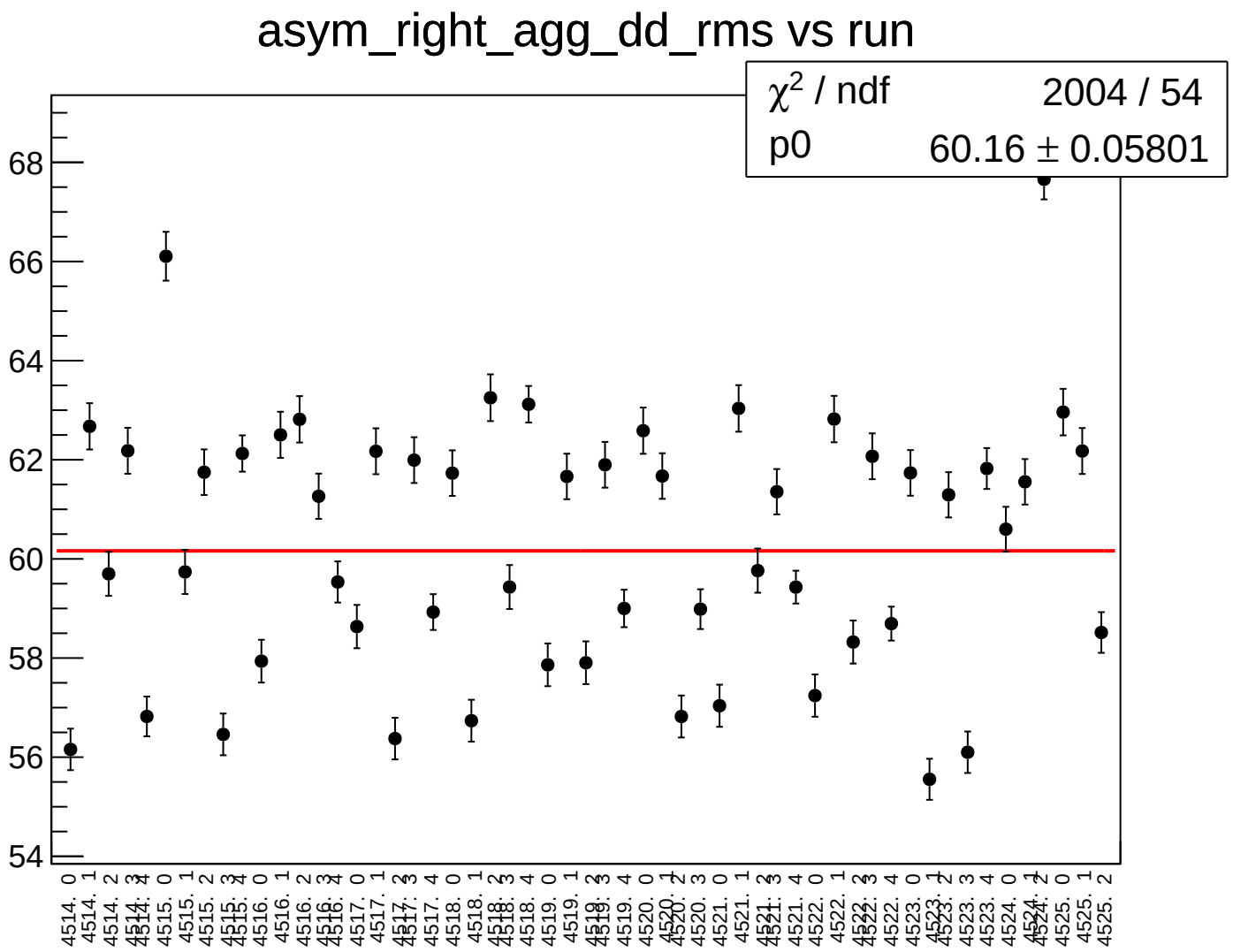
asym_right_agg_dd_rms vs run
χ^2 / ndf 2004 / 54
p0 60.16 ± 0.05801
68
66
64
62
60
58
56
54
4514. 0
4514. 1
4514. 2
4514. 3
4514. 4
4515. 0
4515. 1
4515. 2
4515. 3
4515. 4
4516. 0
4516. 1
4516. 2
4516. 3
4516. 4
4517. 0
4517. 1
4517. 2
4517. 3
4517. 4
4518. 0
4518. 1
4518. 2
4518. 3
4518. 4
4519. 0
4519. 1
4519. 2
4519. 3
4519. 4
4520. 0
4520. 1
4520. 2
4520. 3
4521. 0
4521. 1
4521. 2
4521. 3
4521. 4
4522. 0
4522. 1
4522. 2
4522. 3
4522. 4
4523. 0
4523. 1
4523. 2
4523. 3
4523. 4
4524. 0
4524. 1
4524. 2
4525. 0
4525. 1
4525. 2

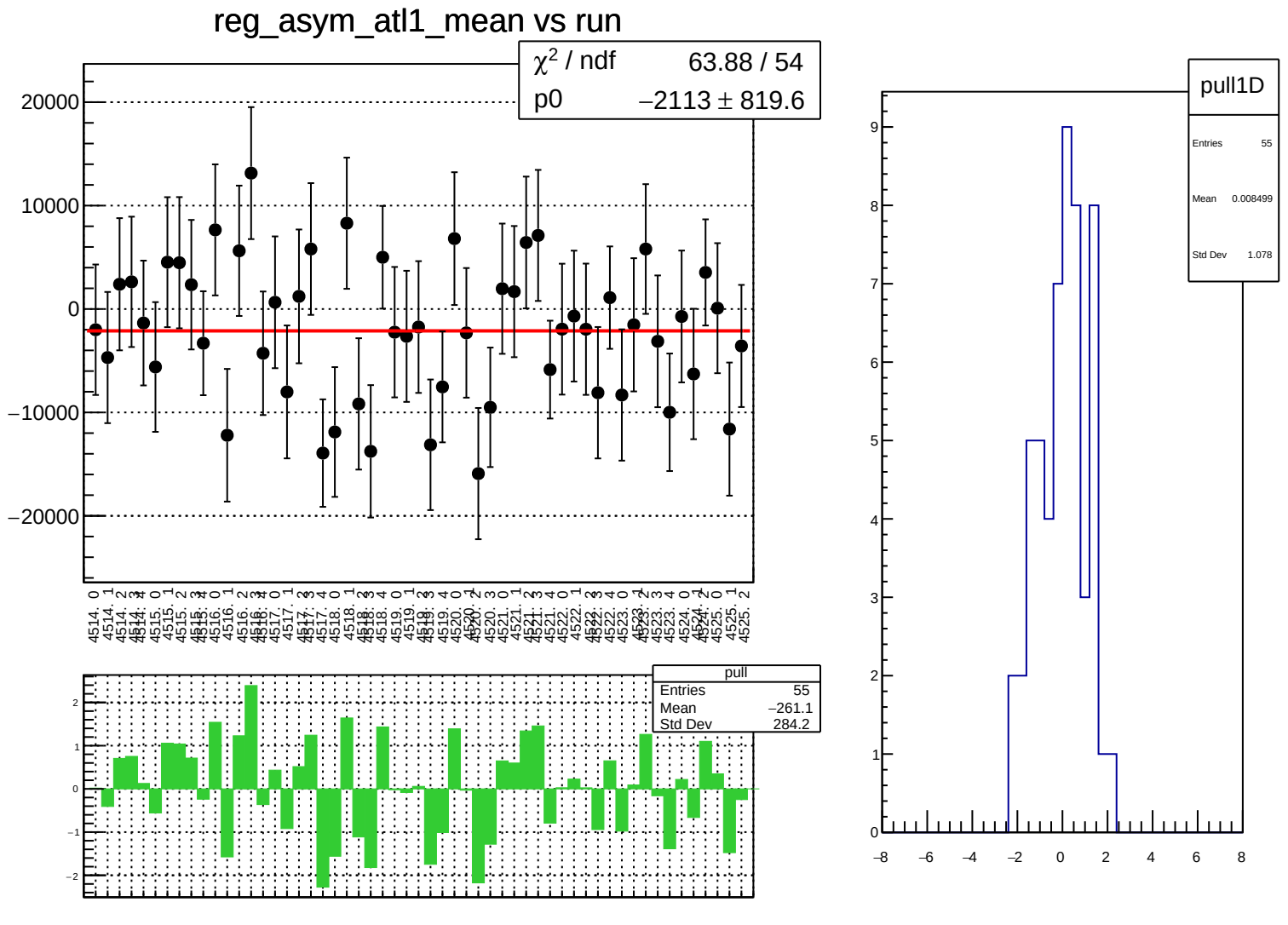
reg_asym_atl1_mean vs run
χ² / ndf 63.88 / 54
p0 −2113 ± 819.6
20000
10000
0
−10000
−20000
pull
Entries 55
Mean −261.1
Std Dev 284.2
2
1
0
−1
−2
pull1D
Entries 55
Mean 0.008499
Std Dev 1.078
9
8
7
6
5
4
3
2
1
0
−8
−6
−4
−2
0
2
4
6
8

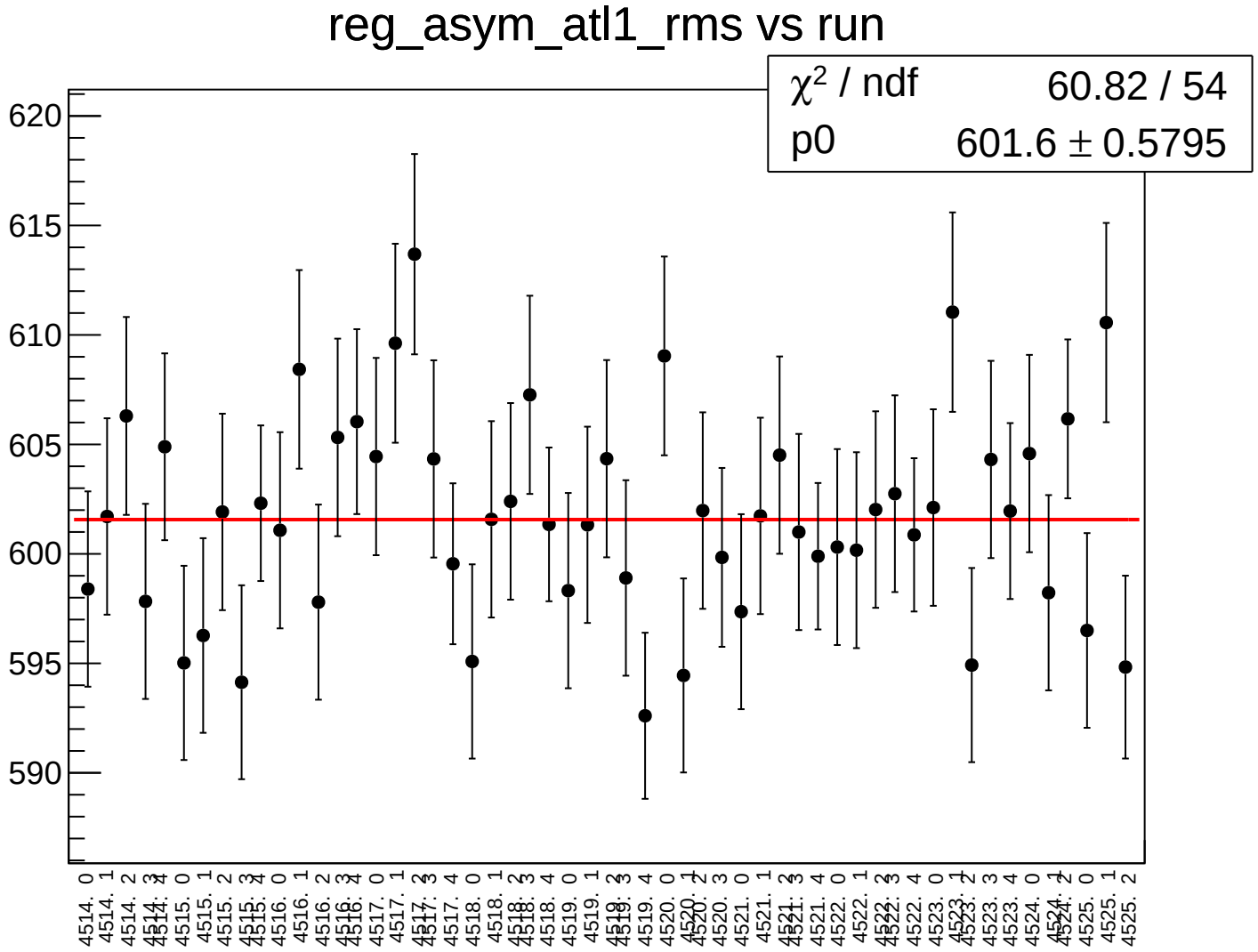
reg_asym_atl1_rms vs run
χ² / ndf 60.82 / 54
p0 601.6 ± 0.5795
620
615
610
605
600
595
590
4514. 0
4514. 1
4514. 2
4514. 3
4514. 4
4515. 0
4515. 1
4515. 2
4515. 3
4515. 4
4516. 0
4516. 1
4516. 2
4516. 3
4516. 4
4517. 0
4517. 1
4517. 2
4517. 3
4517. 4
4518. 0
4518. 1
4518. 2
4518. 3
4518. 4
4519. 0
4519. 1
4519. 2
4519. 3
4519. 4
4520. 0
4520. 1
4520. 2
4520. 3
4521. 0
4521. 1
4521. 2
4521. 3
4521. 4
4522. 0
4522. 1
4522. 2
4522. 3
4522. 4
4523. 0
4523. 1
4523. 2
4523. 3
4523. 4
4524. 0
4524. 1
4524. 2
4525. 0
4525. 1
4525. 2

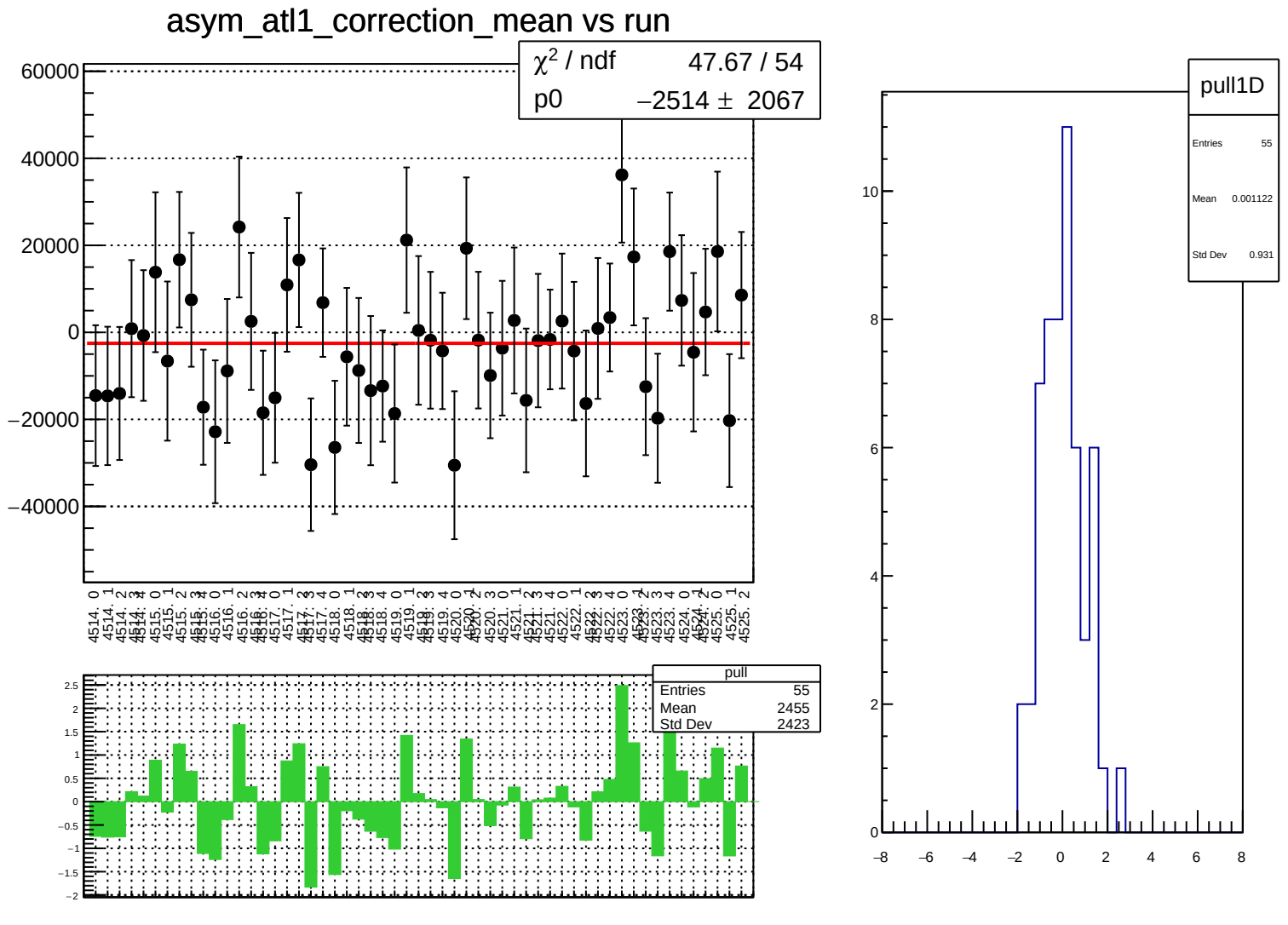
asym_atl1_correction_mean vs run
χ² / ndf 47.67 / 54
p0 −2514 ± 2067
pull
Entries 55
Mean 2455
Std Dev 2423
pull1D
Entries 55
Mean 0.001122
Std Dev 0.931

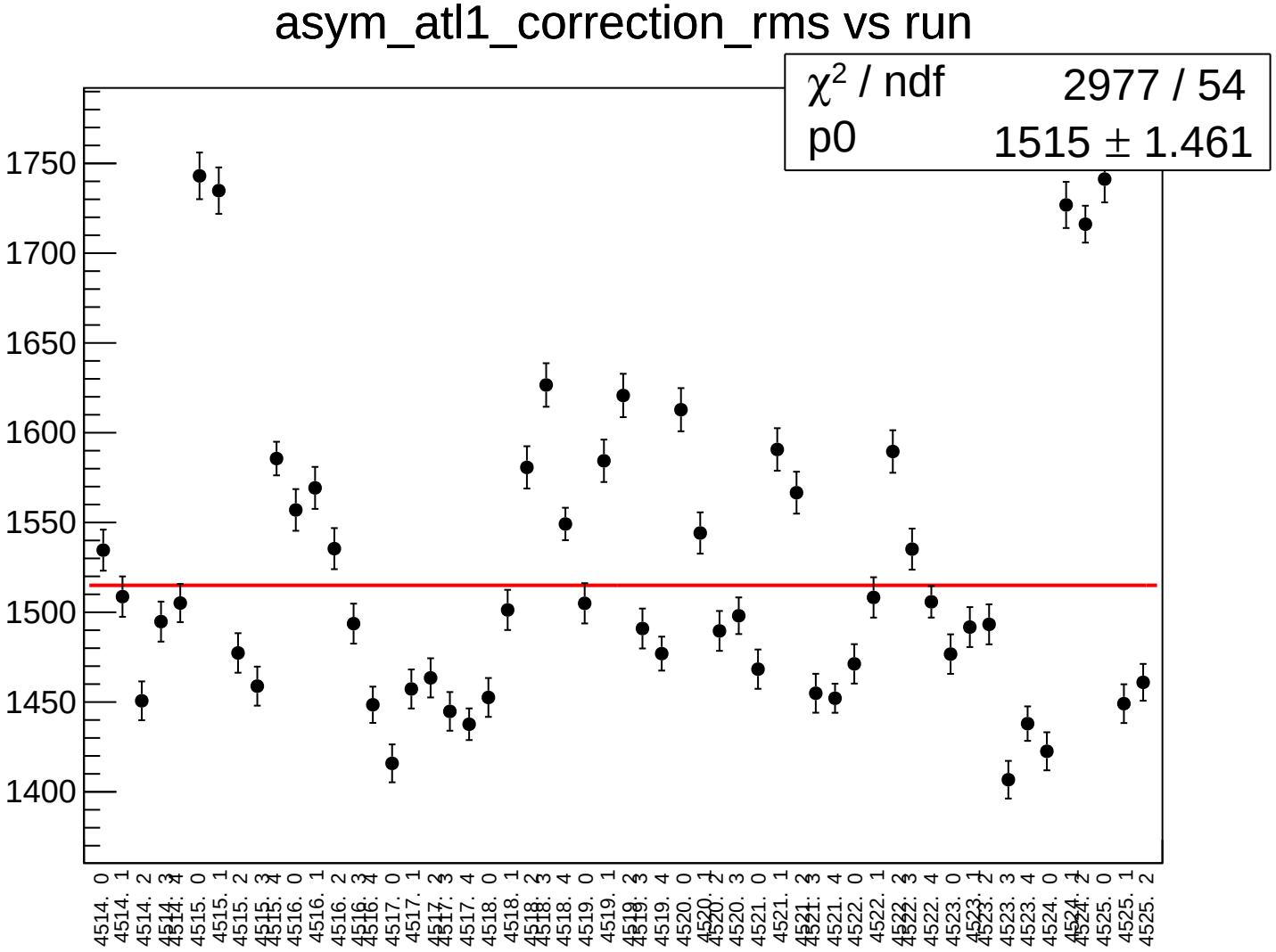
asym_atl1_correction_rms vs run
χ² / ndf 2977 / 54
p0 1515 ± 1.461
1750
1700
1650
1600
1550
1500
1450
1400
4514. 0
4514. 1
4514. 2
4514. 3
4514. 4
4515. 0
4515. 1
4515. 2
4515. 3
4515. 4
4516. 0
4516. 1
4516. 2
4516. 3
4516. 4
4517. 0
4517. 1
4517. 2
4517. 3
4517. 4
4518. 0
4518. 1
4518. 2
4518. 3
4518. 4
4519. 0
4519. 1
4519. 2
4519. 3
4519. 4
4520. 0
4520. 1
4520. 2
4520. 3
4521. 0
4521. 1
4521. 2
4521. 3
4521. 4
4522. 0
4522. 1
4522. 2
4522. 3
4522. 4
4523. 0
4523. 1
4523. 2
4523. 3
4523. 4
4524. 0
4524. 1
4524. 2
4525. 0
4525. 1
4525. 2

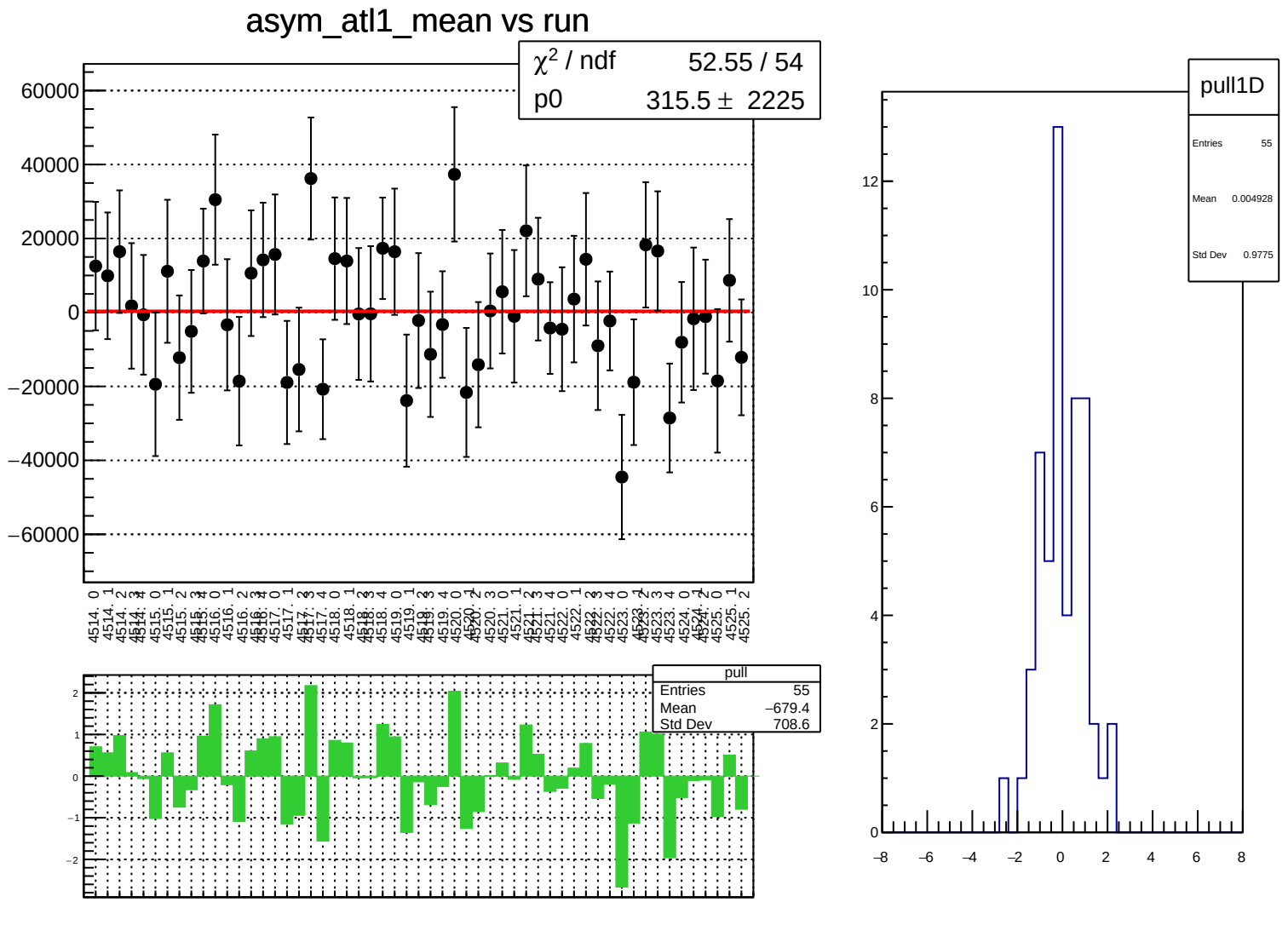
asym_atl1_mean vs run
χ² / ndf 52.55 / 54
p0 315.5 ± 2225
pull
Entries 55
Mean −679.4
Std Dev 708.6
pull1D
Entries 55
Mean 0.004928
Std Dev 0.9775

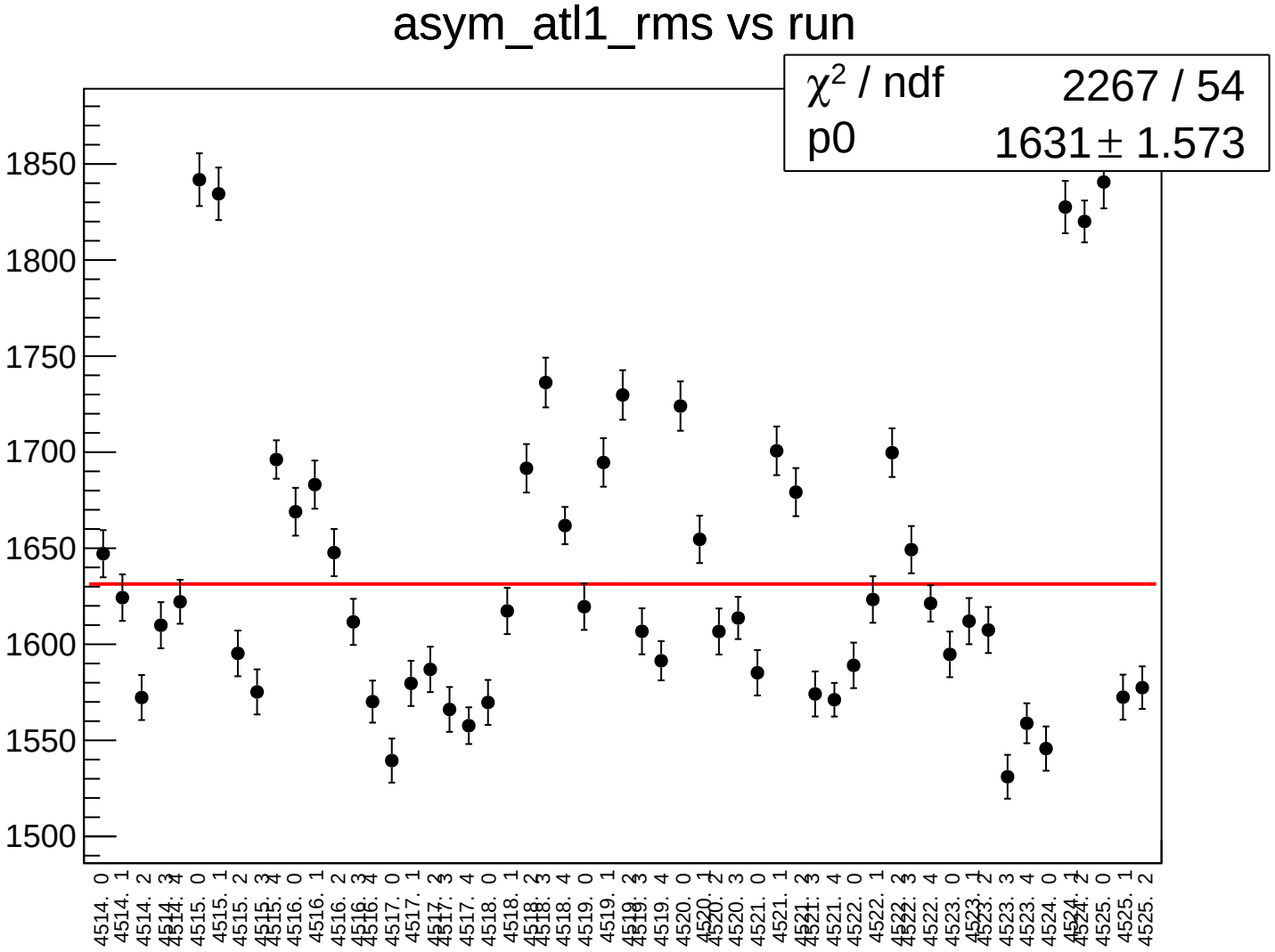
asym_atl1_rms vs run
χ² / ndf 2267 / 54
p0 1631 ± 1.573
1850
1800
1750
1700
1650
1600
1550
1500
4514. 0
4514. 1
4514. 2
4514. 3
4514. 4
4515. 0
4515. 1
4515. 2
4515. 3
4515. 4
4516. 0
4516. 1
4516. 2
4516. 3
4516. 4
4517. 0
4517. 1
4517. 2
4517. 3
4517. 4
4518. 0
4518. 1
4518. 2
4518. 3
4518. 4
4519. 0
4519. 1
4519. 2
4519. 3
4519. 4
4520. 0
4520. 1
4520. 2
4520. 3
4521. 0
4521. 1
4521. 2
4521. 3
4521. 4
4522. 0
4522. 1
4522. 2
4522. 3
4522. 4
4523. 0
4523. 1
4523. 2
4523. 3
4523. 4
4524. 0
4524. 1
4524. 2
4525. 0
4525. 1
4525. 2

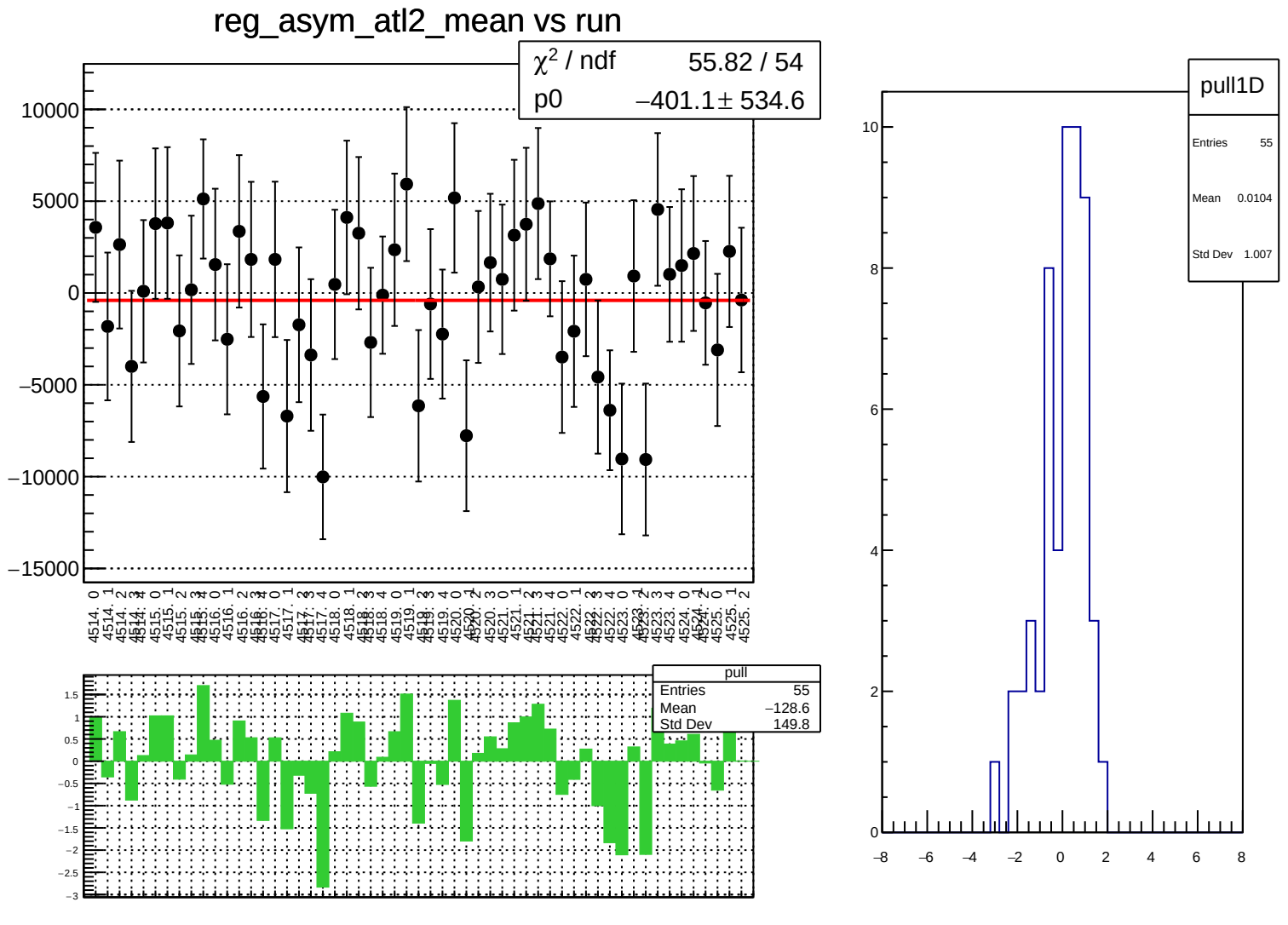
reg_asym_atl2_mean vs run
χ² / ndf 55.82 / 54
p0 −401.1 ± 534.6
pull
Entries 55
Mean −128.6
Std Dev 149.8
pull1D
Entries 55
Mean 0.0104
Std Dev 1.007

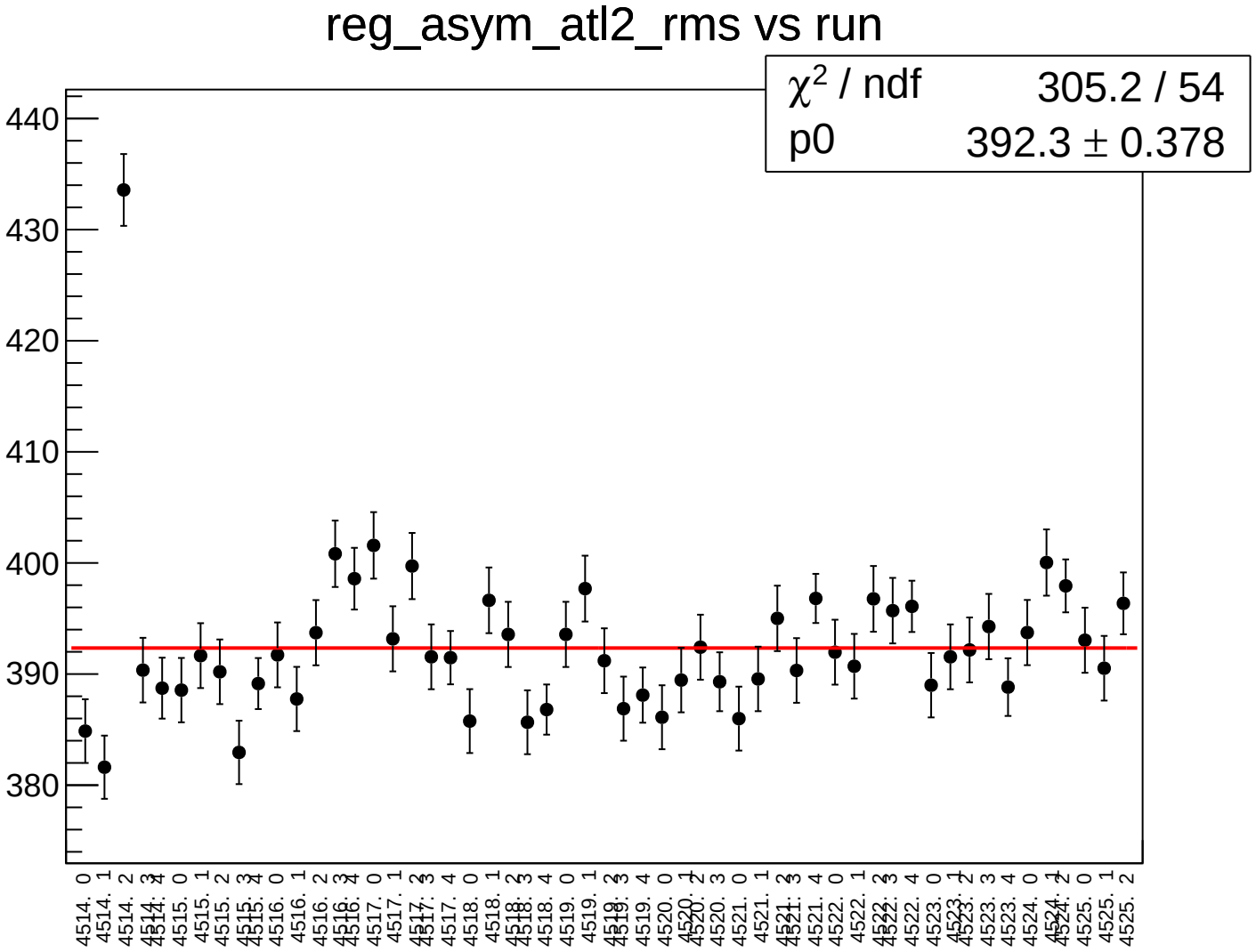
reg_asym_atl2_rms vs run
χ2 / ndf 305.2 / 54
p0 392.3 ± 0.378
440
430
420
410
400
390
380
4514. 0
4514. 1
4514. 2
4514. 3
4514. 4
4515. 0
4515. 1
4515. 2
4515. 3
4515. 4
4516. 0
4516. 1
4516. 2
4516. 3
4516. 4
4517. 0
4517. 1
4517. 2
4517. 3
4517. 4
4518. 0
4518. 1
4518. 2
4518. 3
4518. 4
4519. 0
4519. 1
4519. 2
4519. 3
4519. 4
4520. 0
4520. 1
4520. 2
4520. 3
4521. 0
4521. 1
4521. 2
4521. 3
4521. 4
4522. 0
4522. 1
4522. 2
4522. 3
4522. 4
4523. 0
4523. 1
4523. 2
4523. 3
4523. 4
4524. 0
4524. 1
4524. 2
4525. 0
4525. 1
4525. 2

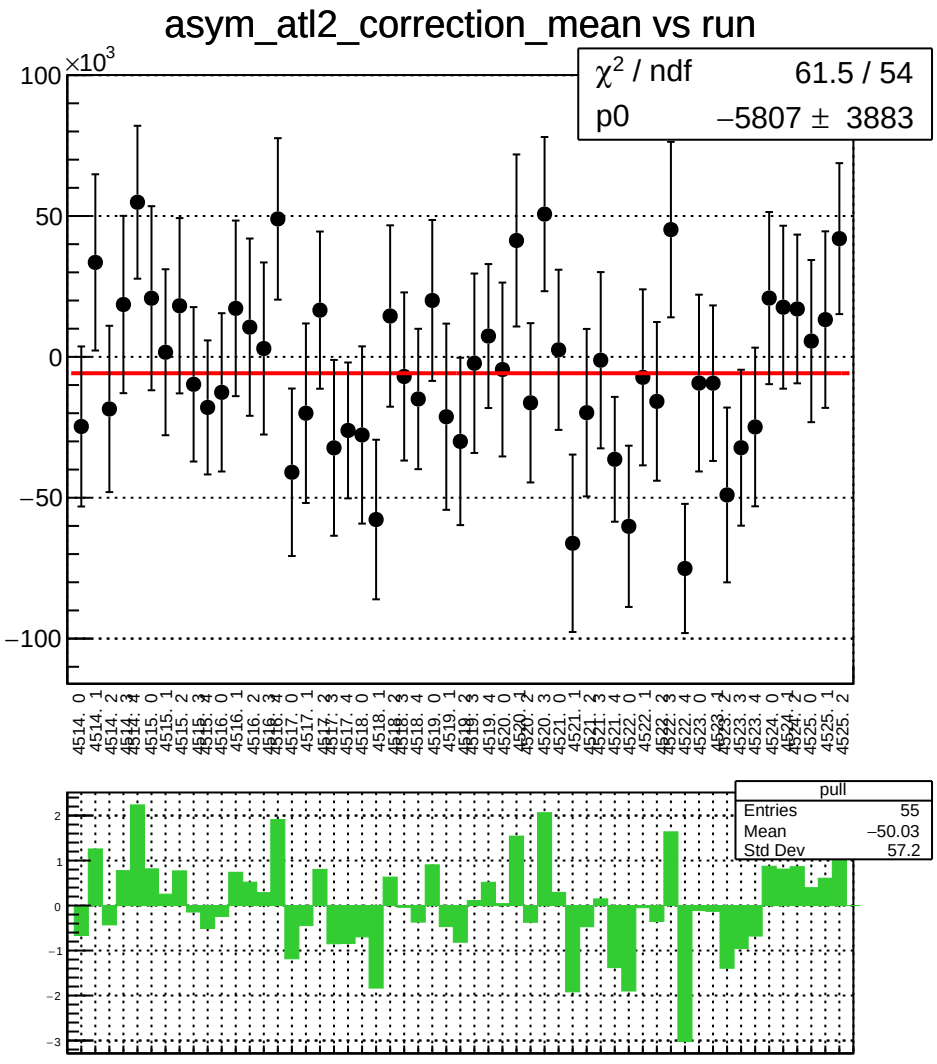
asym_atl2_correction_mean vs run
χ^2 / ndf 61.5 / 54
p0 −5807 ± 3883
×10^3
100
50
0
−50
−100
pull
Entries 55
Mean −50.03
Std Dev 57.2
2
1
0
−1
−2
−3

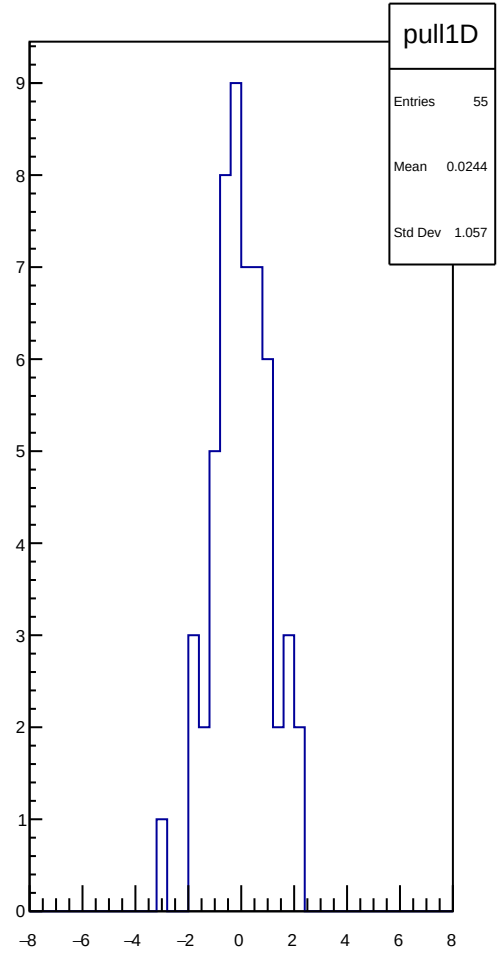
pull1D
Entries 55
Mean 0.0244
Std Dev 1.057
9
8
7
6
5
4
3
2
1
0
−8
−6
−4
−2
0
2
4
6
8

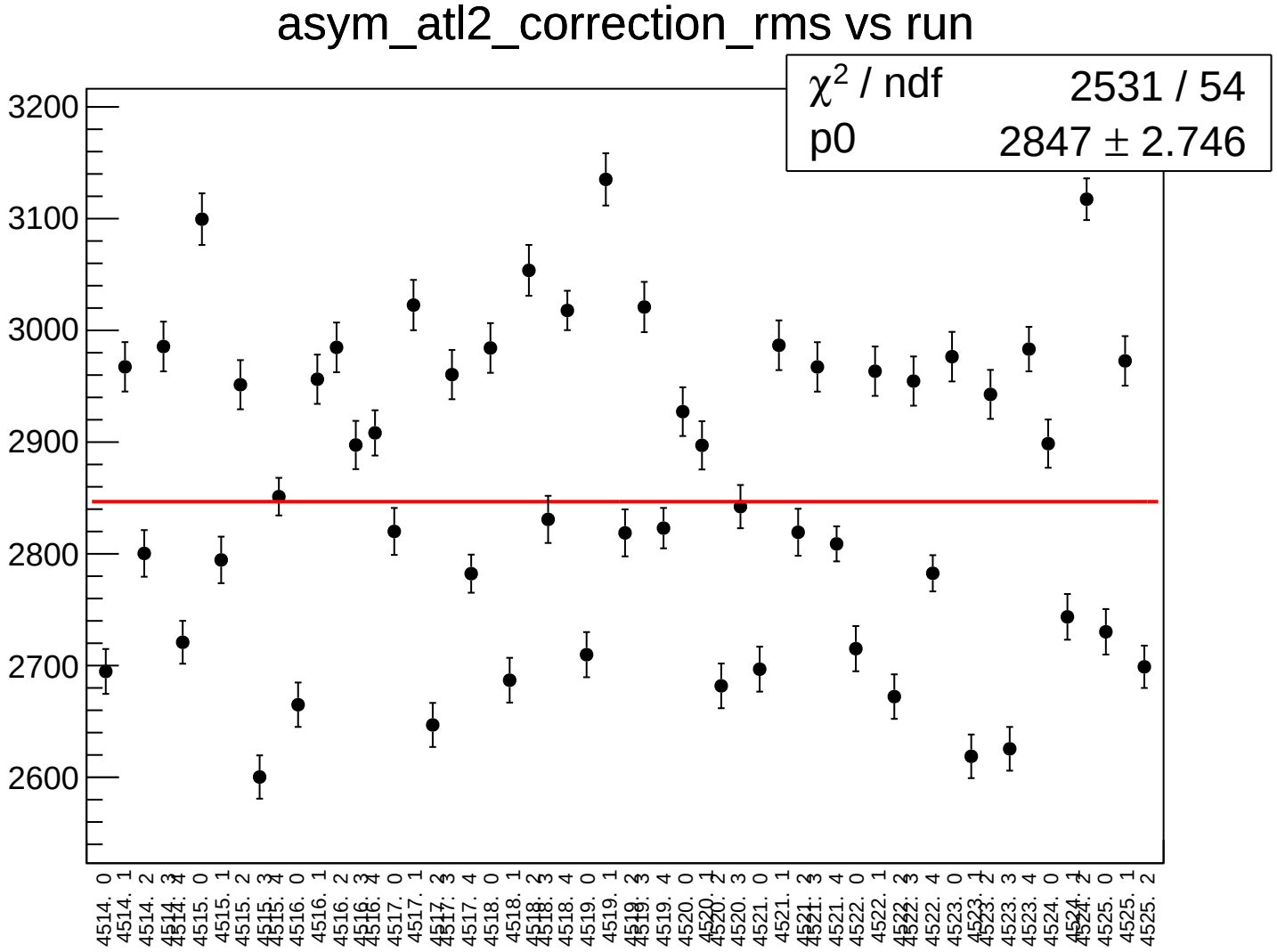
asym_atl2_correction_rms vs run
χ² / ndf 2531 / 54
p0 2847 ± 2.746
3200
3100
3000
2900
2800
2700
2600
4514. 0
4514. 1
4514. 2
4514. 3
4514. 4
4515. 0
4515. 1
4515. 2
4515. 3
4515. 4
4516. 0
4516. 1
4516. 2
4516. 3
4516. 4
4517. 0
4517. 1
4517. 2
4517. 3
4517. 4
4518. 0
4518. 1
4518. 2
4518. 3
4518. 4
4519. 0
4519. 1
4519. 2
4519. 3
4519. 4
4520. 0
4520. 1
4520. 2
4520. 3
4521. 0
4521. 1
4521. 2
4521. 3
4521. 4
4522. 0
4522. 1
4522. 2
4522. 3
4522. 4
4523. 0
4523. 1
4523. 2
4523. 3
4523. 4
4524. 0
4524. 1
4524. 2
4525. 0
4525. 1
4525. 2

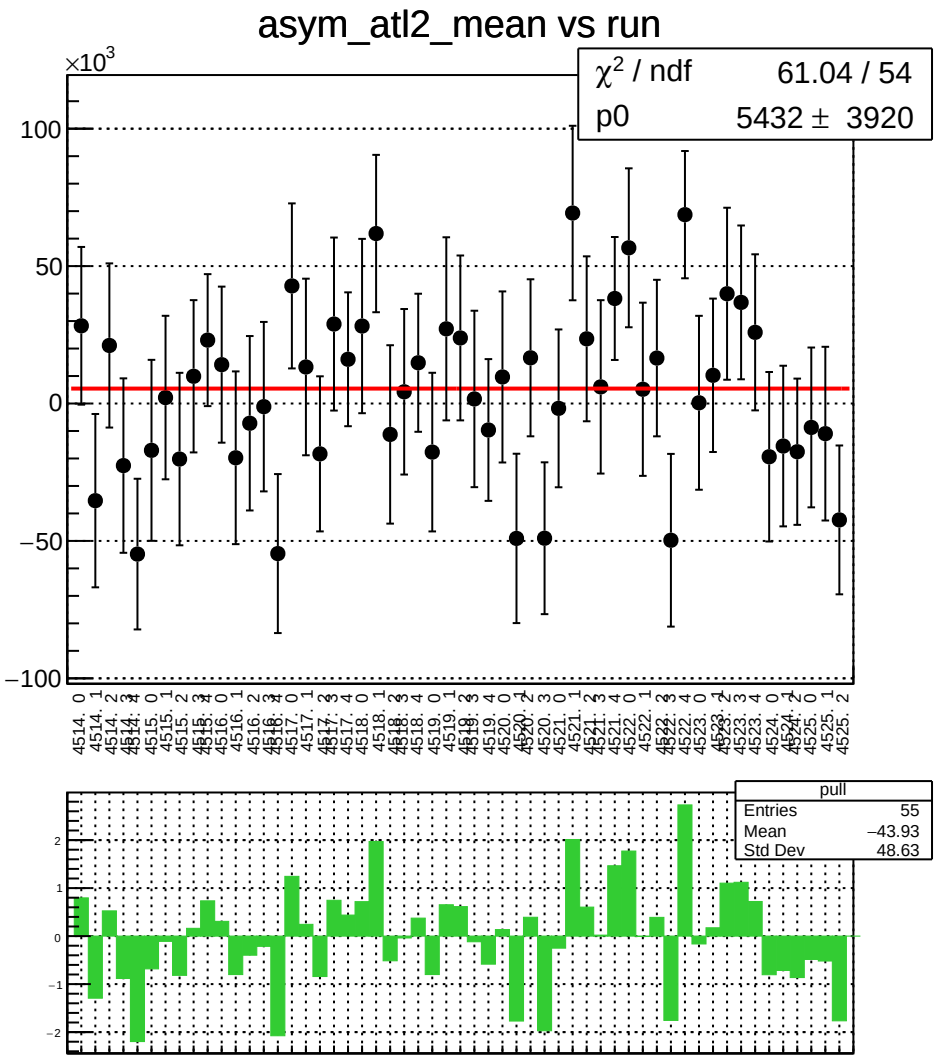
asym_atl2_mean vs run
×10^3
χ^2 / ndf 61.04 / 54
p0 5432 ± 3920
pull
Entries 55
Mean −43.93
Std Dev 48.63

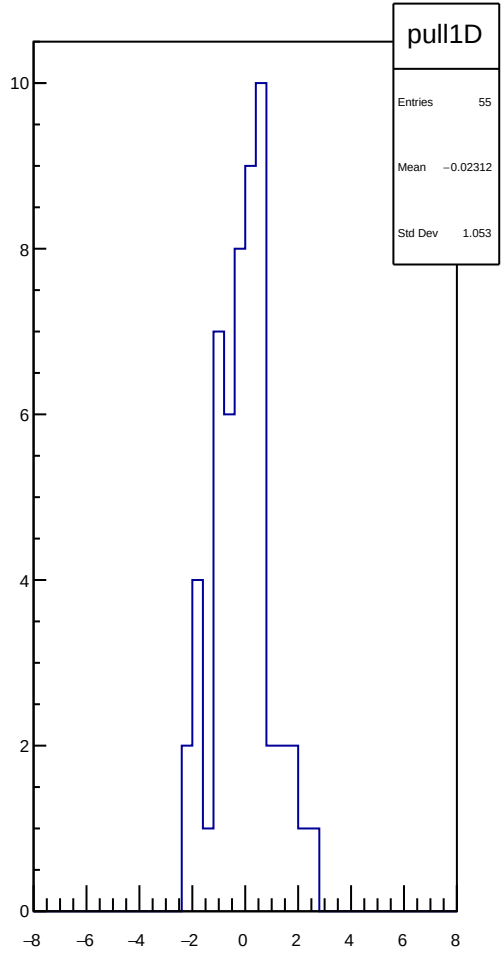
pull1D
Entries 55
Mean −0.02312
Std Dev 1.053

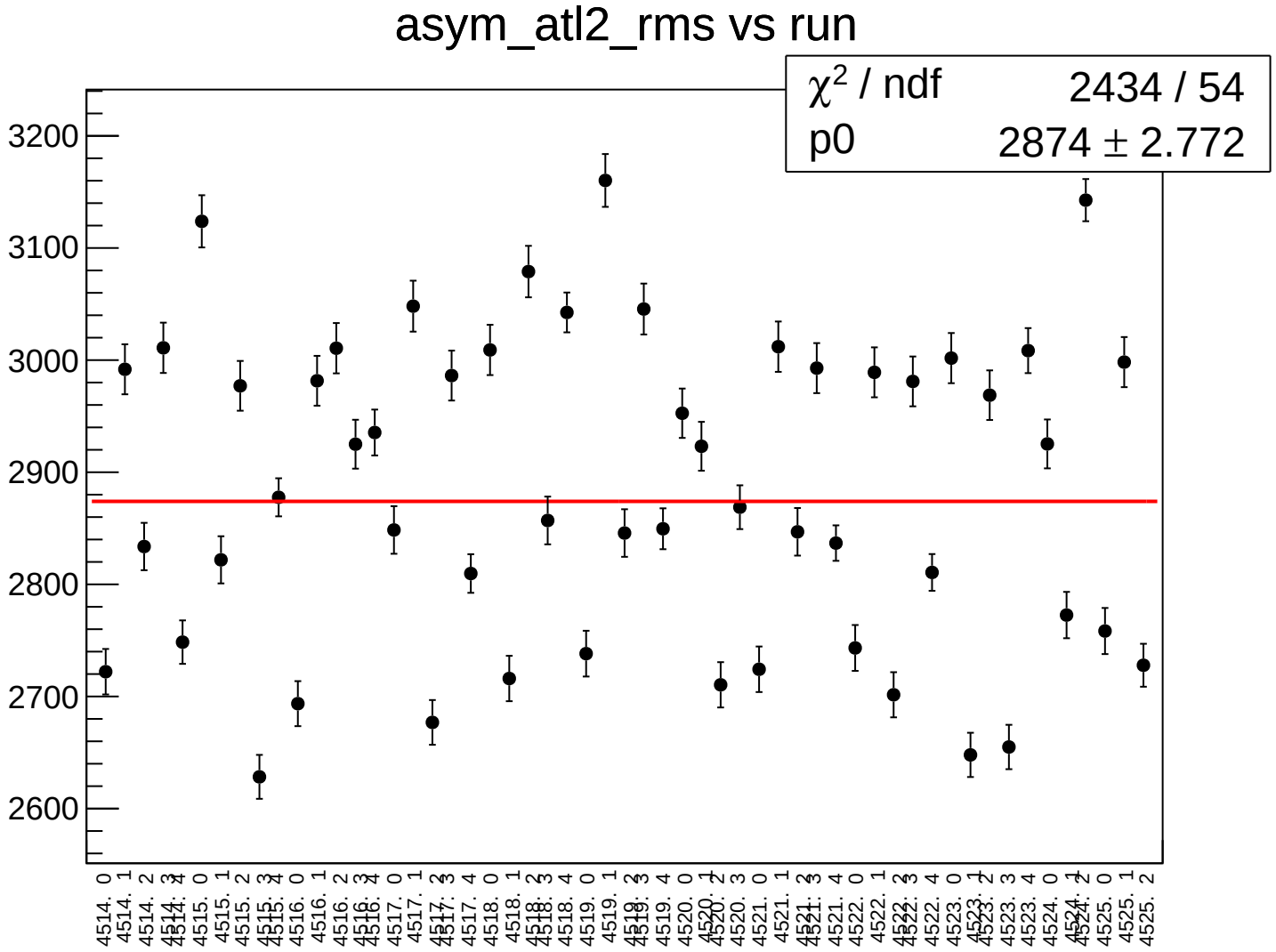
asym_atl2_rms vs run
χ² / ndf 2434 / 54
p0 2874 ± 2.772
3200
3100
3000
2900
2800
2700
2600
4514. 0
4514. 1
4514. 2
4514. 3
4514. 4
4515. 0
4515. 1
4515. 2
4515. 3
4515. 4
4516. 0
4516. 1
4516. 2
4516. 3
4516. 4
4517. 0
4517. 1
4517. 2
4517. 3
4517. 4
4518. 0
4518. 1
4518. 2
4518. 3
4518. 4
4519. 0
4519. 1
4519. 2
4519. 3
4519. 4
4520. 0
4520. 1
4520. 2
4520. 3
4521. 0
4521. 1
4521. 2
4521. 3
4521. 4
4522. 0
4522. 1
4522. 2
4522. 3
4522. 4
4523. 0
4523. 1
4523. 2
4523. 3
4523. 4
4524. 0
4524. 1
4524. 2
4525. 0
4525. 1
4525. 2

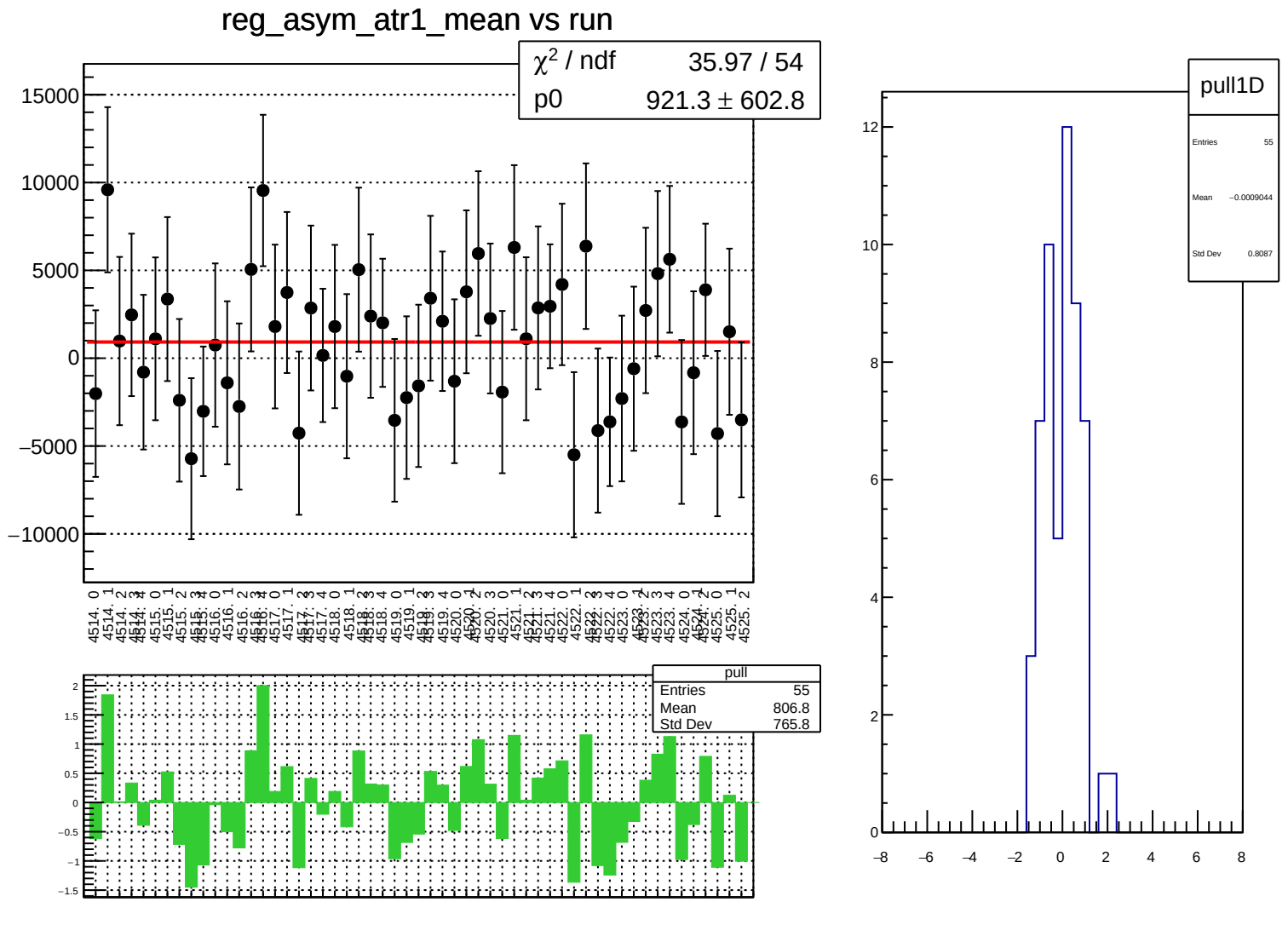
reg_asym_atr1_mean vs run
χ² / ndf 35.97 / 54
p0 921.3 ± 602.8
pull
Entries 55
Mean 806.8
Std Dev 765.8
pull1D
Entries 55
Mean −0.0009044
Std Dev 0.8087

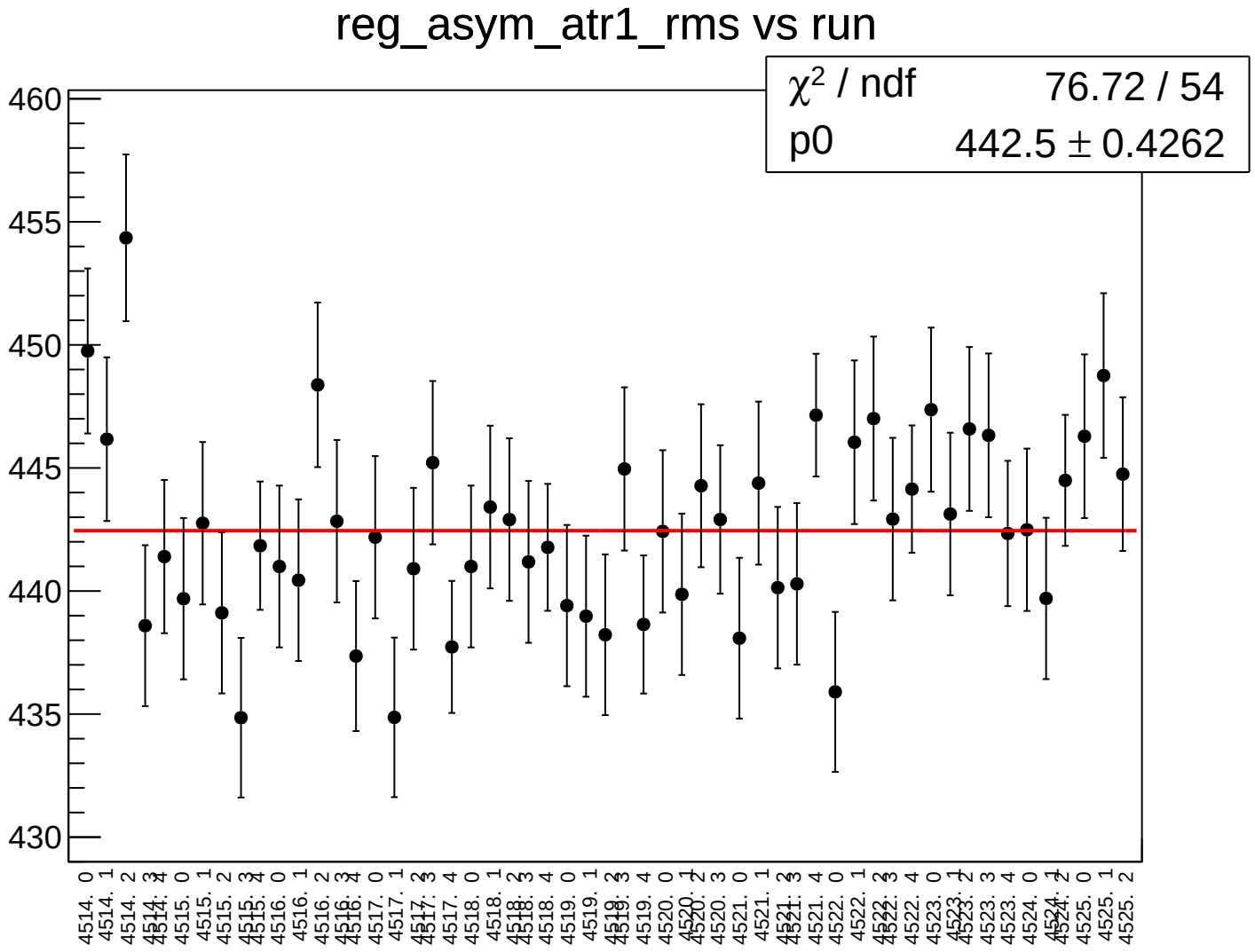
reg_asym_atr1_rms vs run
χ^2 / ndf 76.72 / 54
p0 442.5 ± 0.4262
460
455
450
445
440
435
430
4514. 0
4514. 1
4514. 2
4514. 3
4514. 4
4515. 0
4515. 1
4515. 2
4515. 3
4515. 4
4516. 0
4516. 1
4516. 2
4516. 3
4516. 4
4517. 0
4517. 1
4517. 2
4517. 3
4517. 4
4518. 0
4518. 1
4518. 2
4518. 3
4518. 4
4519. 0
4519. 1
4519. 2
4519. 3
4519. 4
4520. 0
4520. 1
4520. 2
4520. 3
4521. 0
4521. 1
4521. 2
4521. 3
4521. 4
4522. 0
4522. 1
4522. 2
4522. 3
4522. 4
4523. 0
4523. 1
4523. 2
4523. 3
4523. 4
4524. 0
4524. 1
4524. 2
4525. 0
4525. 1
4525. 2

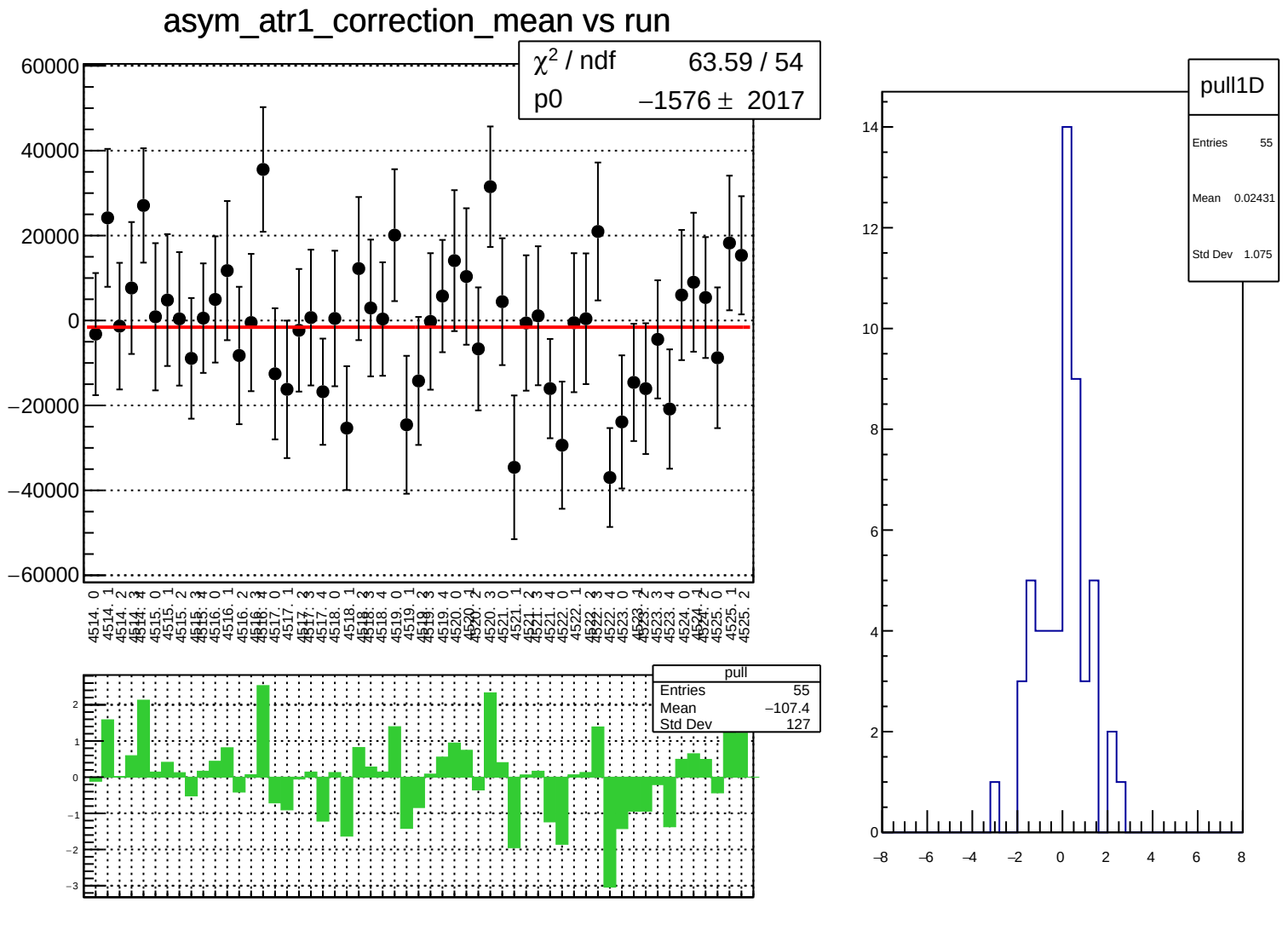
asym_atr1_correction_mean vs run
χ² / ndf 63.59 / 54
p0 −1576 ± 2017
pull
Entries 55
Mean −107.4
Std Dev 127
pull1D
Entries 55
Mean 0.02431
Std Dev 1.075

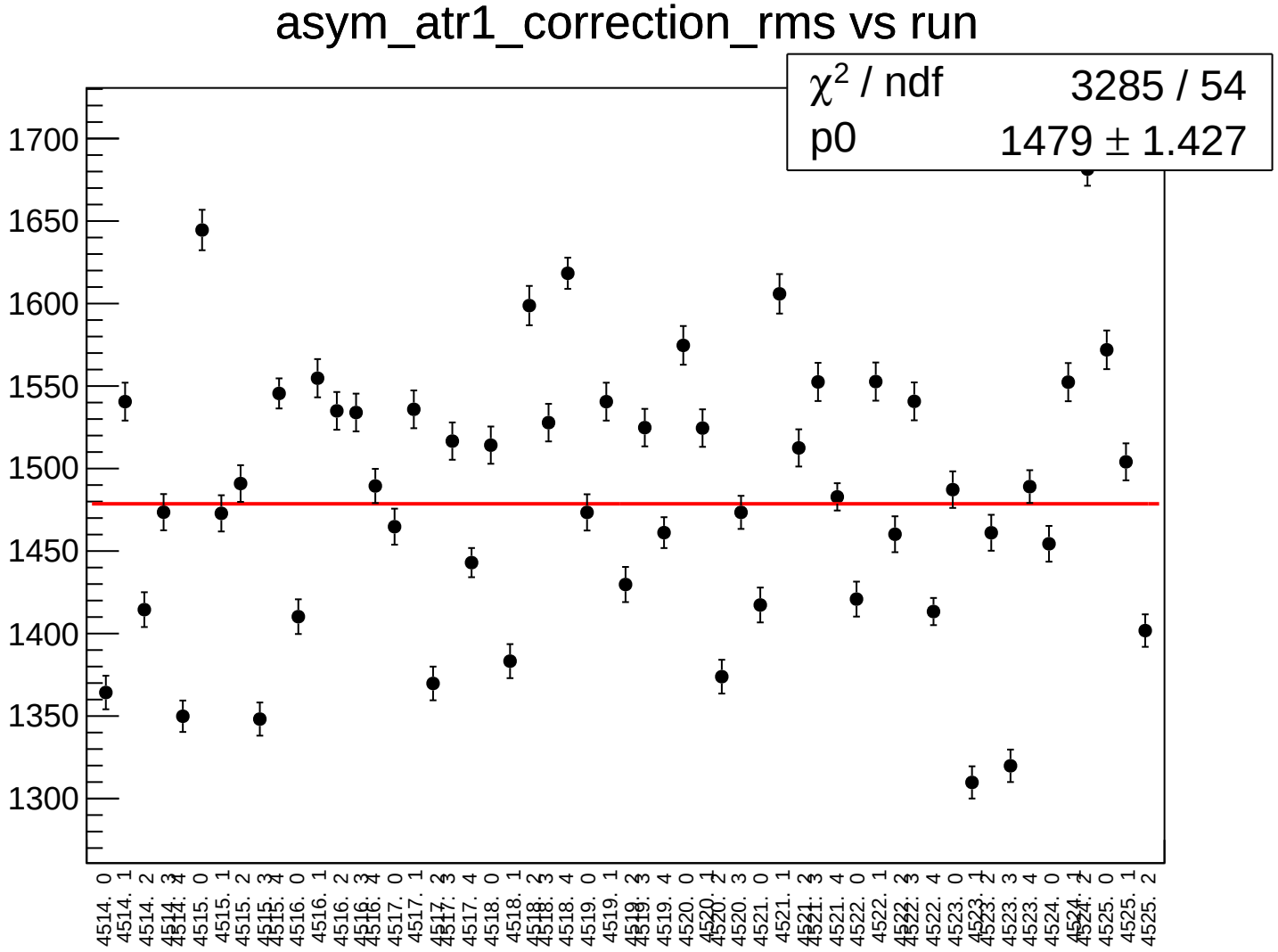
asym_atr1_correction_rms vs run
χ² / ndf 3285 / 54
p0 1479 ± 1.427
1700
1650
1600
1550
1500
1450
1400
1350
1300
4514. 0
4514. 1
4514. 2
4514. 3
4514. 4
4515. 0
4515. 1
4515. 2
4515. 3
4515. 4
4516. 0
4516. 1
4516. 2
4516. 3
4516. 4
4517. 0
4517. 1
4517. 2
4517. 3
4517. 4
4518. 0
4518. 1
4518. 2
4518. 3
4518. 4
4519. 0
4519. 1
4519. 2
4519. 3
4519. 4
4520. 0
4520. 1
4520. 2
4520. 3
4521. 0
4521. 1
4521. 2
4521. 3
4521. 4
4522. 0
4522. 1
4522. 2
4522. 3
4522. 4
4523. 0
4523. 1
4523. 2
4523. 3
4523. 4
4524. 0
4524. 1
4524. 2
4525. 0
4525. 1
4525. 2

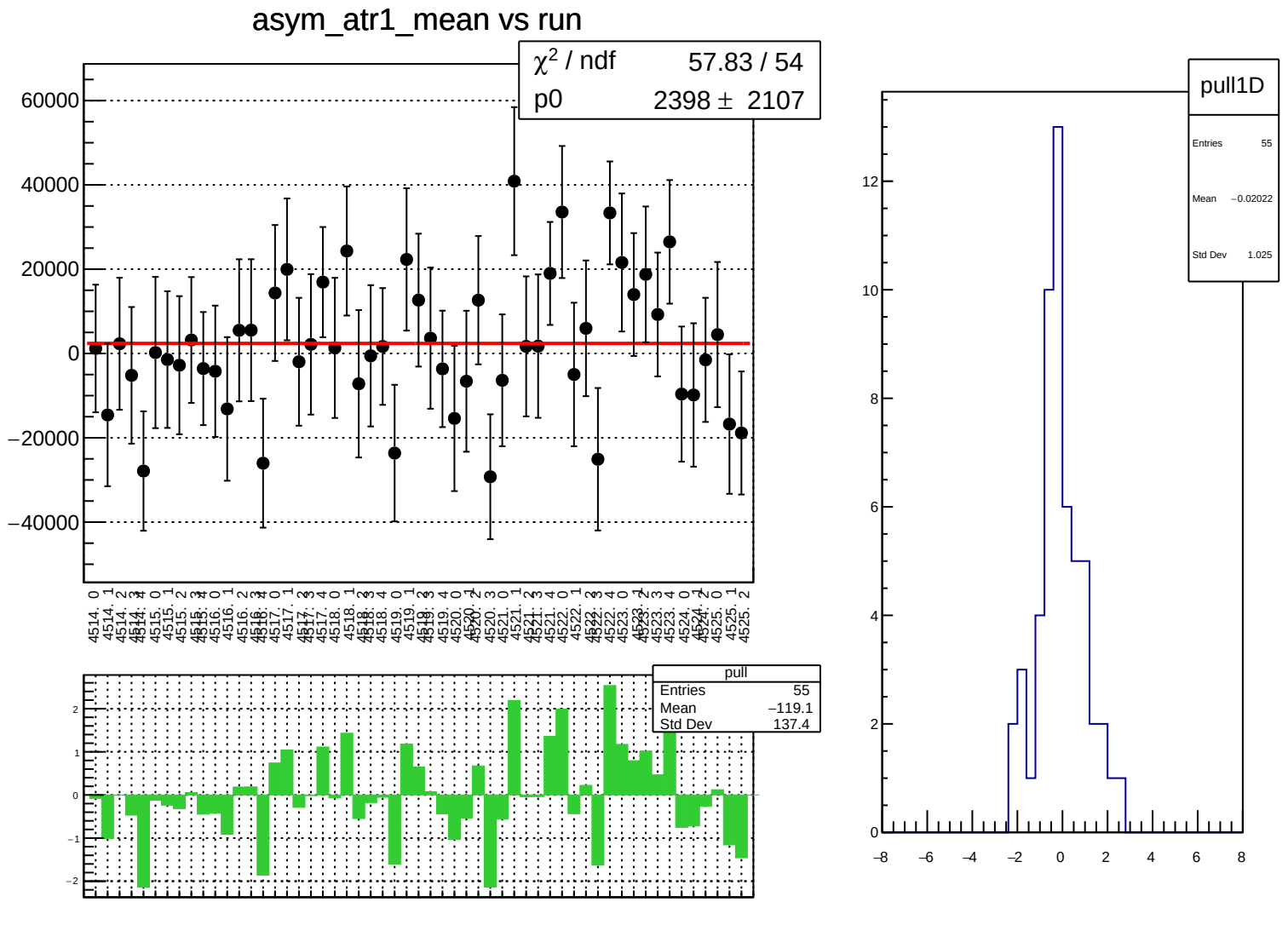
asym_atr1_mean vs run
χ² / ndf 57.83 / 54
p0 2398 ± 2107
pull
Entries 55
Mean −119.1
Std Dev 137.4
pull1D
Entries 55
Mean −0.02022
Std Dev 1.025

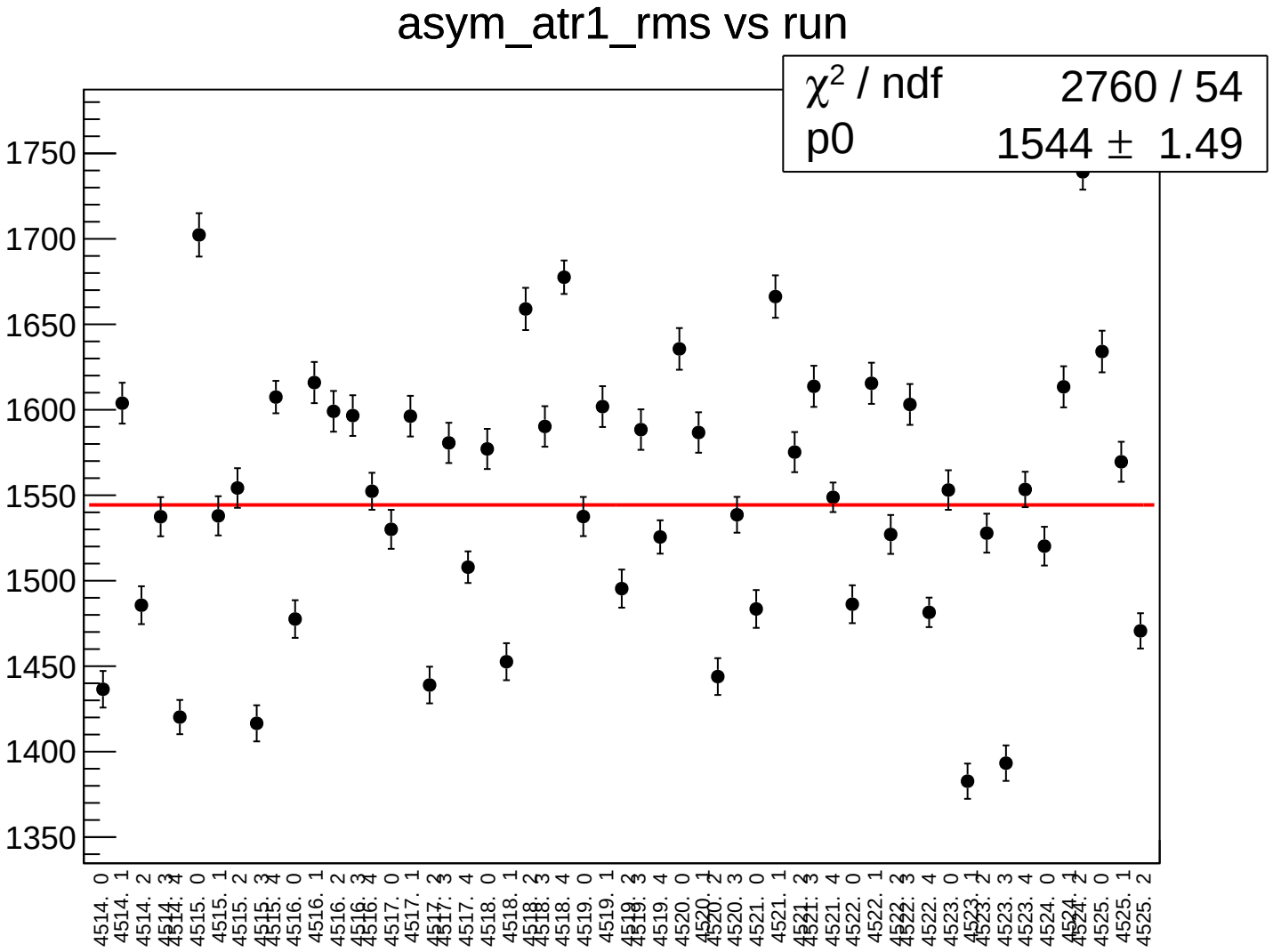
asym_atr1_rms vs run
χ² / ndf 2760 / 54
p0 1544 ± 1.49
1750
1700
1650
1600
1550
1500
1450
1400
1350
4514. 0
4514. 1
4514. 2
4514. 3
4514. 4
4515. 0
4515. 1
4515. 2
4515. 3
4515. 4
4516. 0
4516. 1
4516. 2
4516. 3
4516. 4
4517. 0
4517. 1
4517. 2
4517. 3
4517. 4
4518. 0
4518. 1
4518. 2
4518. 3
4518. 4
4519. 0
4519. 1
4519. 2
4519. 3
4519. 4
4520. 0
4520. 1
4520. 2
4520. 3
4521. 0
4521. 1
4521. 2
4521. 3
4521. 4
4522. 0
4522. 1
4522. 2
4522. 3
4522. 4
4523. 0
4523. 1
4523. 2
4523. 3
4523. 4
4524. 0
4524. 1
4524. 2
4525. 0
4525. 1
4525. 2

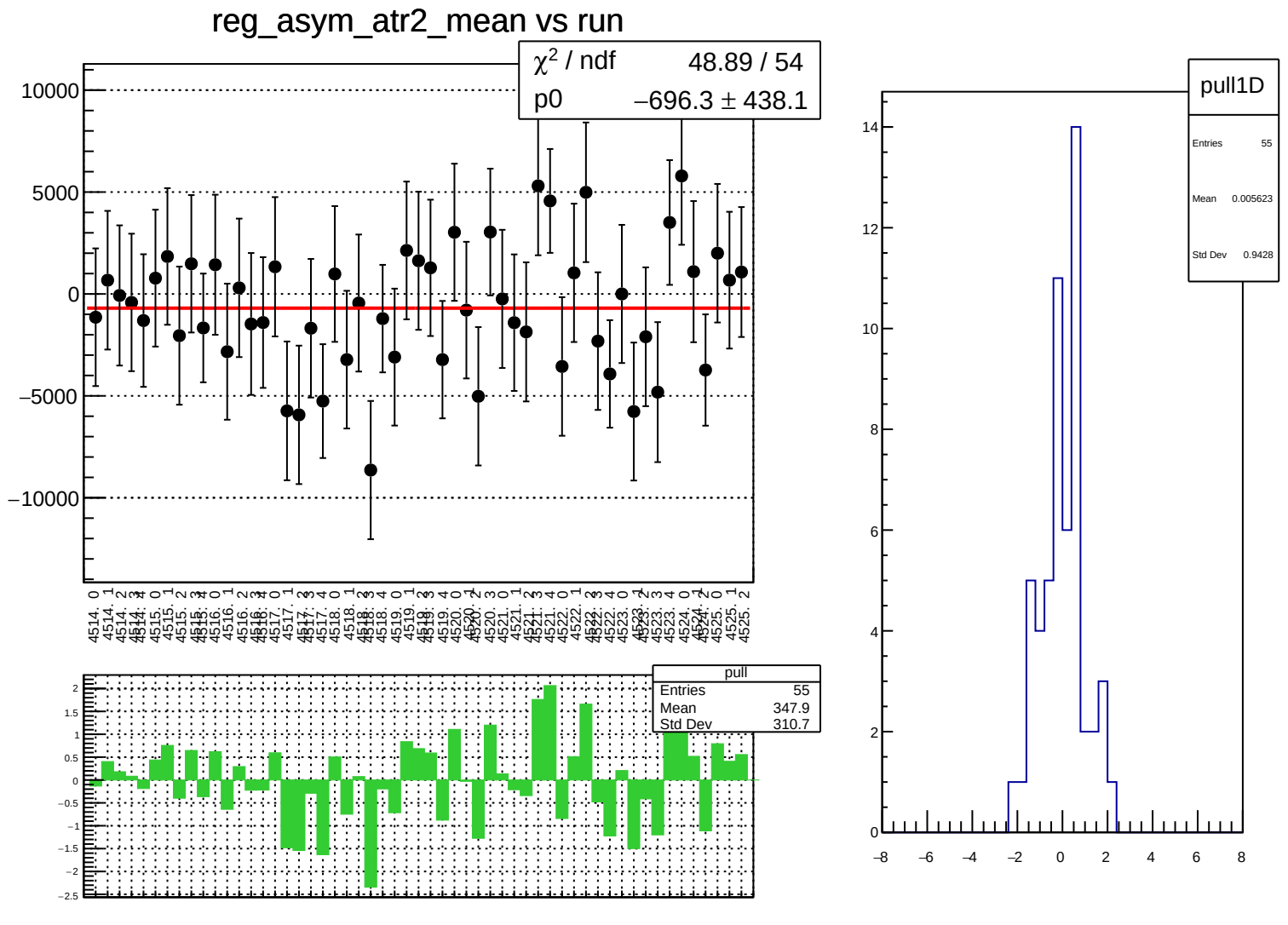
reg_asym_atr2_mean vs run
χ² / ndf 48.89 / 54
p0 −696.3 ± 438.1
pull
Entries 55
Mean 347.9
Std Dev 310.7
pull1D
Entries 55
Mean 0.005623
Std Dev 0.9428

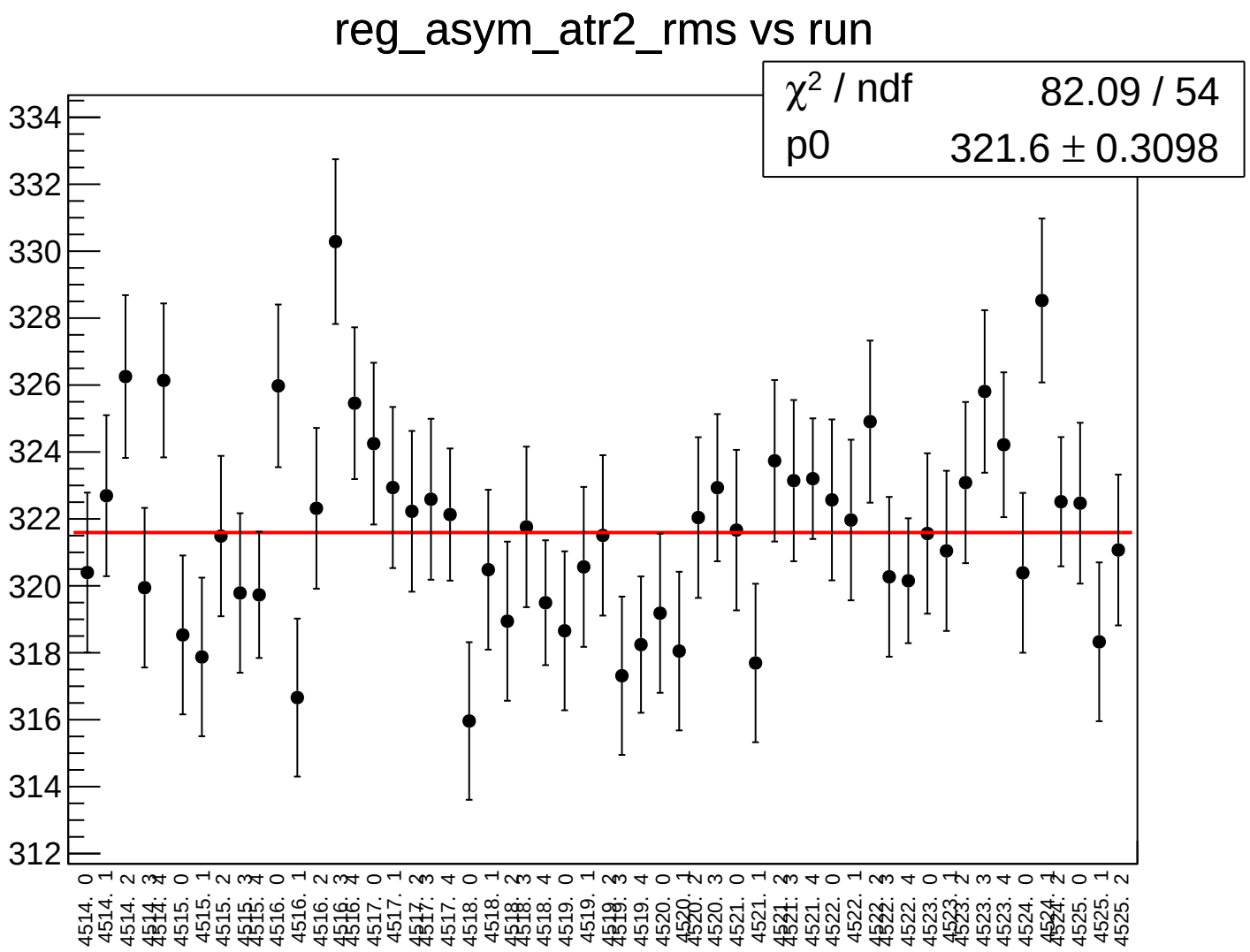
reg_asym_atr2_rms vs run
χ² / ndf 82.09 / 54
p0 321.6 ± 0.3098
334
332
330
328
326
324
322
320
318
316
314
312
4514. 0
4514. 1
4514. 2
4514. 3
4514. 4
4515. 0
4515. 1
4515. 2
4515. 3
4515. 4
4516. 0
4516. 1
4516. 2
4516. 3
4516. 4
4517. 0
4517. 1
4517. 2
4517. 3
4517. 4
4518. 0
4518. 1
4518. 2
4518. 3
4518. 4
4519. 0
4519. 1
4519. 2
4519. 3
4519. 4
4520. 0
4520. 1
4520. 2
4520. 3
4521. 0
4521. 1
4521. 2
4521. 3
4521. 4
4522. 0
4522. 1
4522. 2
4522. 3
4522. 4
4523. 0
4523. 1
4523. 2
4523. 3
4523. 4
4524. 0
4524. 1
4524. 2
4525. 0
4525. 1
4525. 2

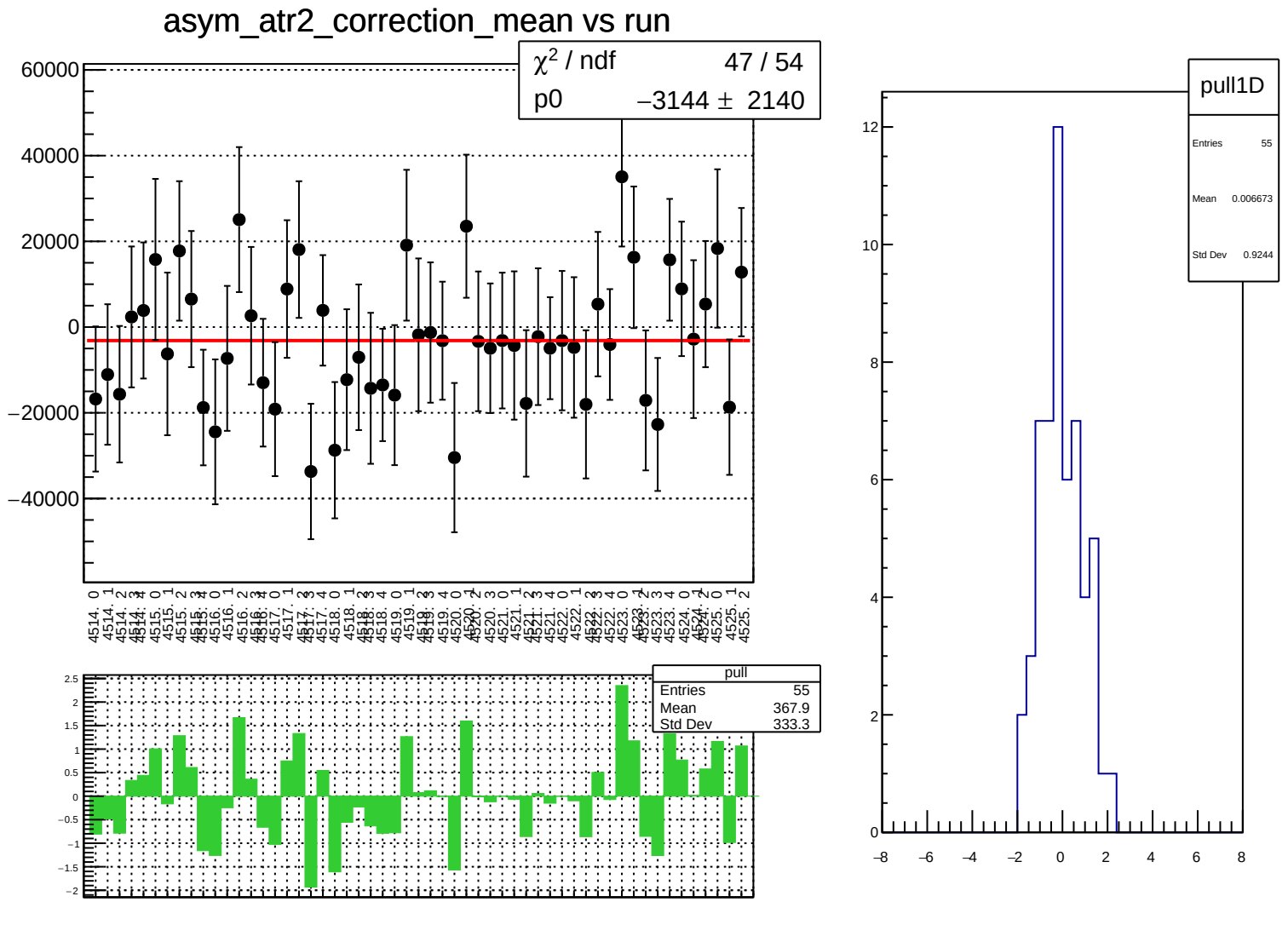
asym_atr2_correction_mean vs run
χ² / ndf 47 / 54
p0 −3144 ± 2140
pull
Entries 55
Mean 367.9
Std Dev 333.3
pull1D
Entries 55
Mean 0.006673
Std Dev 0.9244

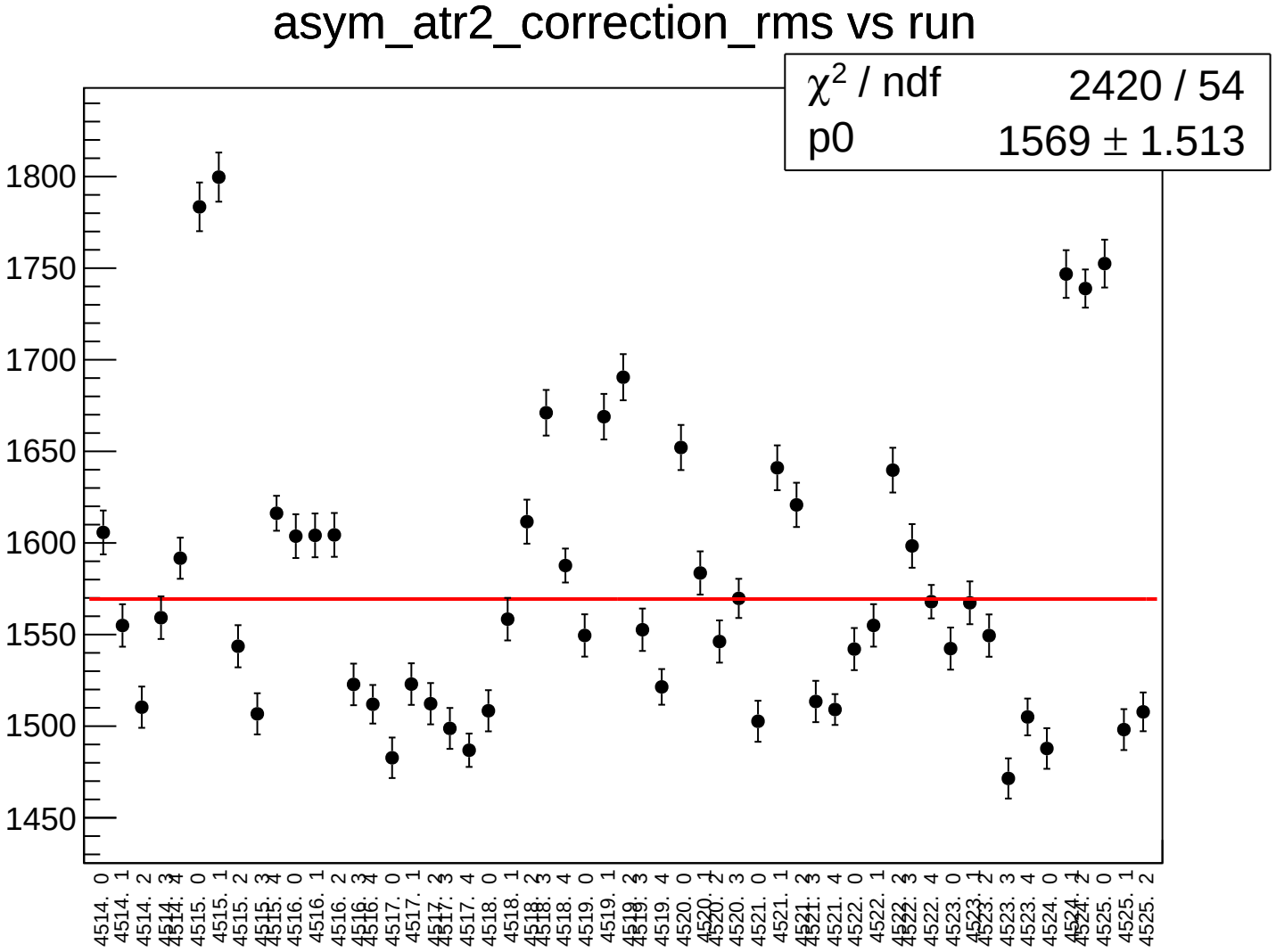
asym_atr2_correction_rms vs run
χ² / ndf 2420 / 54
p0 1569 ± 1.513
1800
1750
1700
1650
1600
1550
1500
1450
4514. 0
4514. 1
4514. 2
4514. 3
4514. 4
4515. 0
4515. 1
4515. 2
4515. 3
4515. 4
4516. 0
4516. 1
4516. 2
4516. 3
4516. 4
4517. 0
4517. 1
4517. 2
4517. 3
4517. 4
4518. 0
4518. 1
4518. 2
4518. 3
4518. 4
4519. 0
4519. 1
4519. 2
4519. 3
4519. 4
4520. 0
4520. 1
4520. 2
4520. 3
4521. 0
4521. 1
4521. 2
4521. 3
4521. 4
4522. 0
4522. 1
4522. 2
4522. 3
4522. 4
4523. 0
4523. 1
4523. 2
4523. 3
4523. 4
4524. 0
4524. 1
4524. 2
4525. 0
4525. 1
4525. 2

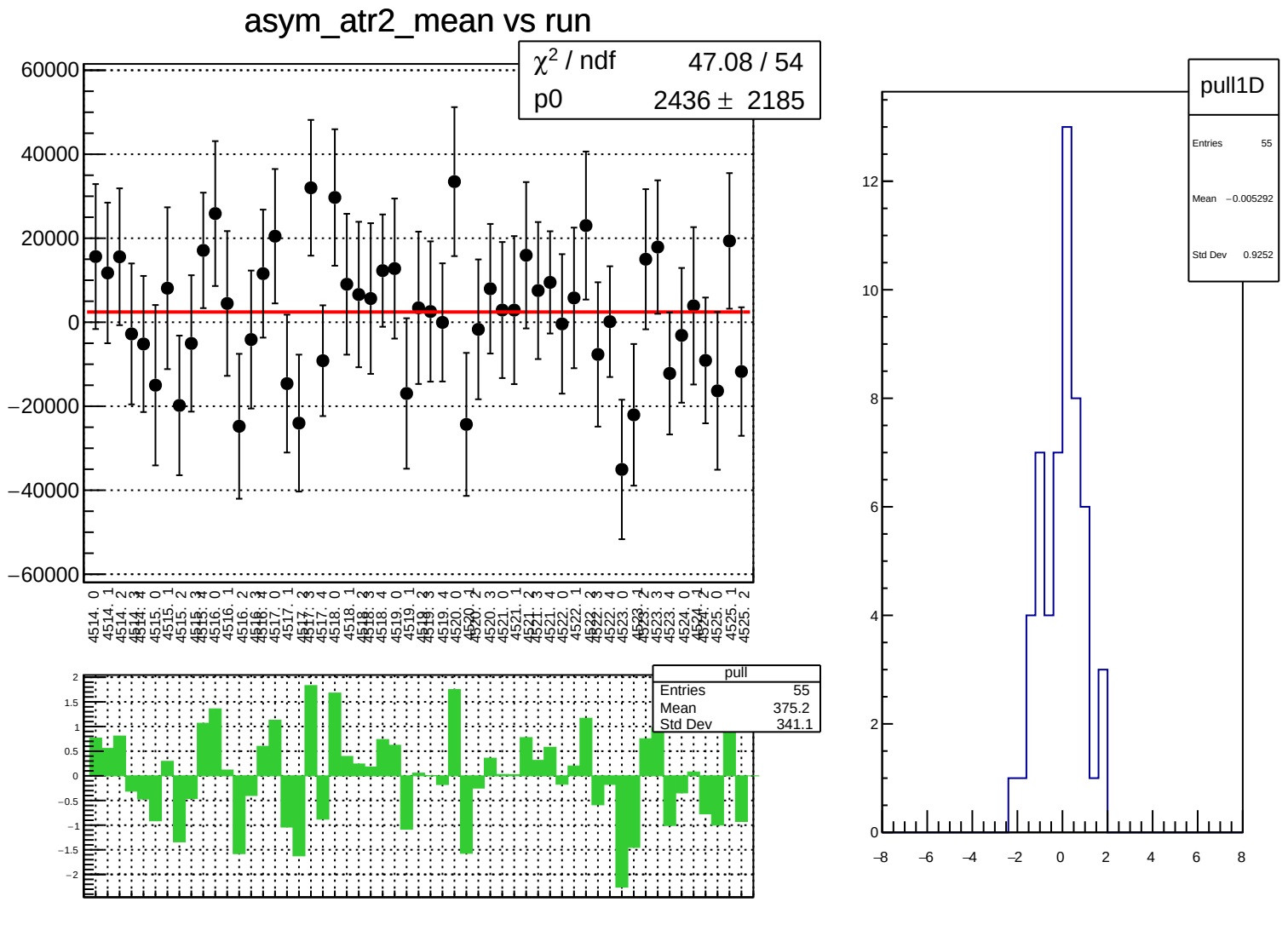
asym_atr2_mean vs run
χ² / ndf 47.08 / 54
p0 2436 ± 2185
pull
Entries 55
Mean 375.2
Std Dev 341.1
pull1D
Entries 55
Mean −0.005292
Std Dev 0.9252

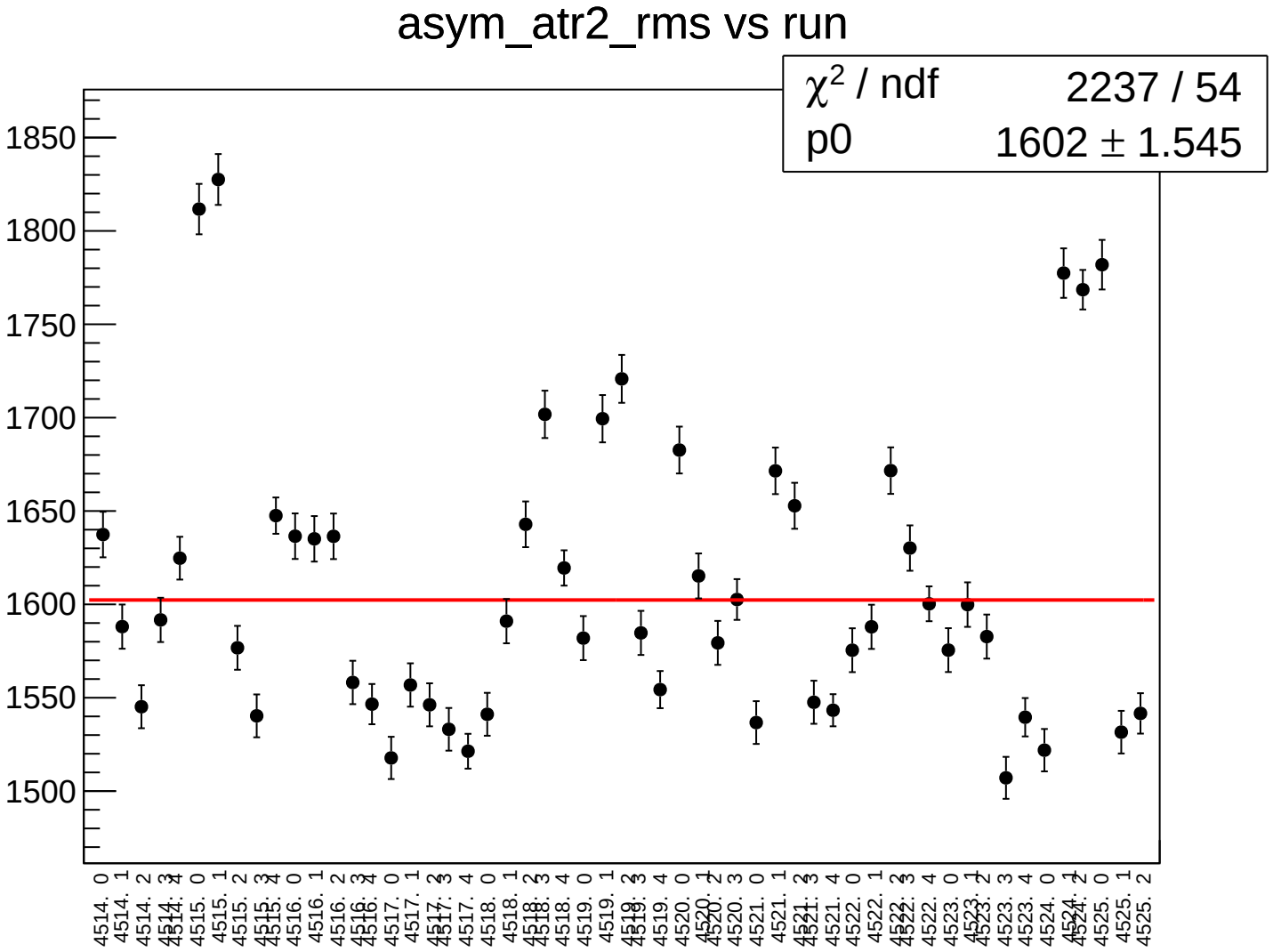
asym_atr2_rms vs run
χ2 / ndf 2237 / 54
p0 1602 ± 1.545
1850
1800
1750
1700
1650
1600
1550
1500
4514. 0
4514. 1
4514. 2
4514. 3
4514. 4
4515. 0
4515. 1
4515. 2
4515. 3
4515. 4
4516. 0
4516. 1
4516. 2
4516. 3
4516. 4
4517. 0
4517. 1
4517. 2
4517. 3
4517. 4
4518. 0
4518. 1
4518. 2
4518. 3
4518. 4
4519. 0
4519. 1
4519. 2
4519. 3
4519. 4
4520. 0
4520. 1
4520. 2
4520. 3
4521. 0
4521. 1
4521. 2
4521. 3
4521. 4
4522. 0
4522. 1
4522. 2
4522. 3
4522. 4
4523. 0
4523. 1
4523. 2
4523. 3
4523. 4
4524. 0
4524. 1
4524. 2
4525. 0
4525. 1
4525. 2

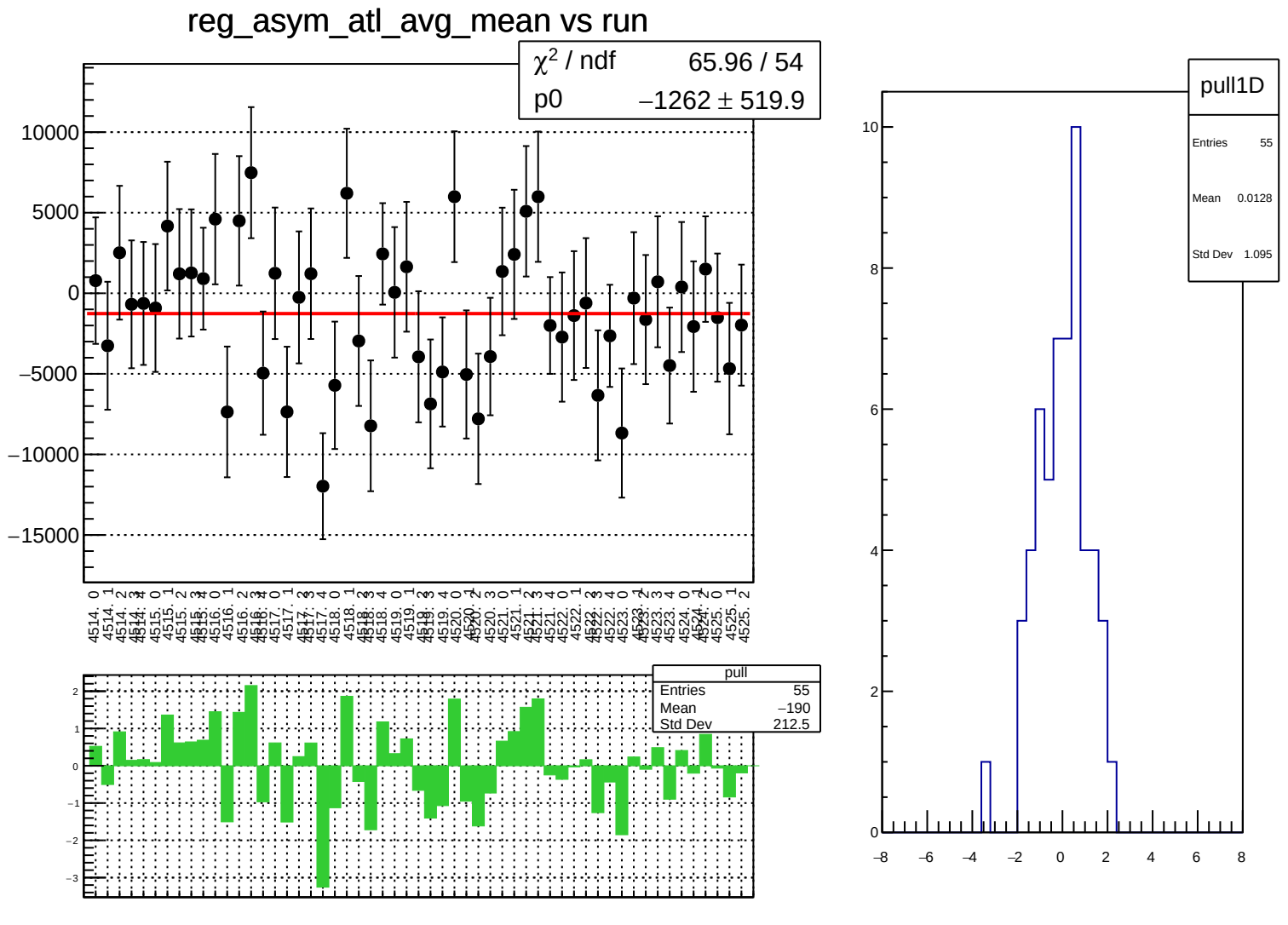
reg_asym_atl_avg_mean vs run
χ^2 / ndf 65.96 / 54
p0 −1262 ± 519.9
pull
Entries 55
Mean −190
Std Dev 212.5
pull1D
Entries 55
Mean 0.0128
Std Dev 1.095

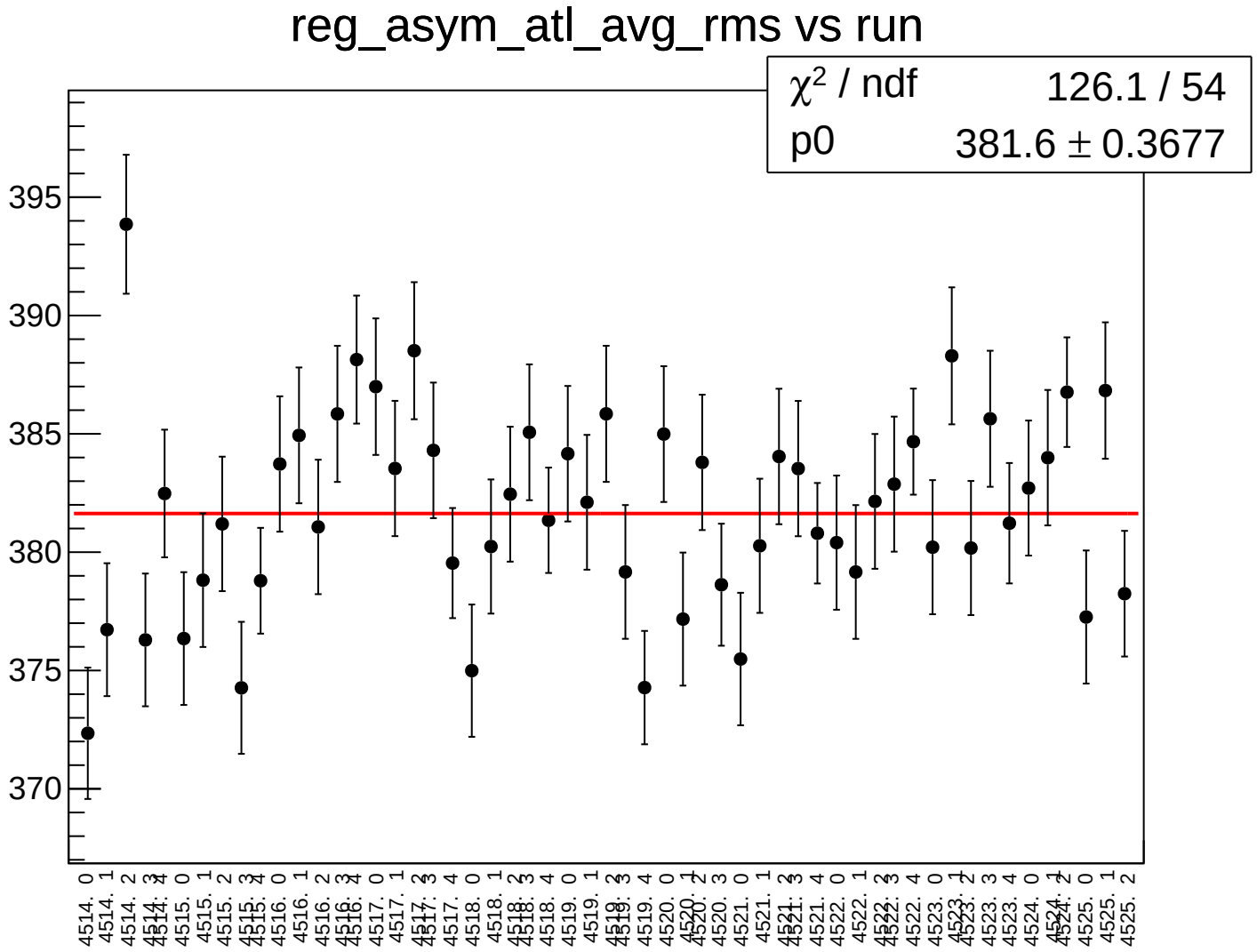
reg_asym_atl_avg_rms vs run
χ^2 / ndf 126.1 / 54
p0 381.6 ± 0.3677
395
390
385
380
375
370
4514. 0
4514. 1
4514. 2
4514. 3
4514. 4
4515. 0
4515. 1
4515. 2
4515. 3
4515. 4
4516. 0
4516. 1
4516. 2
4516. 3
4516. 4
4517. 0
4517. 1
4517. 2
4517. 3
4517. 4
4518. 0
4518. 1
4518. 2
4518. 3
4518. 4
4519. 0
4519. 1
4519. 2
4519. 3
4519. 4
4520. 0
4520. 1
4520. 2
4520. 3
4521. 0
4521. 1
4521. 2
4521. 3
4521. 4
4522. 0
4522. 1
4522. 2
4522. 3
4522. 4
4523. 0
4523. 1
4523. 2
4523. 3
4523. 4
4524. 0
4524. 1
4524. 2
4525. 0
4525. 1
4525. 2

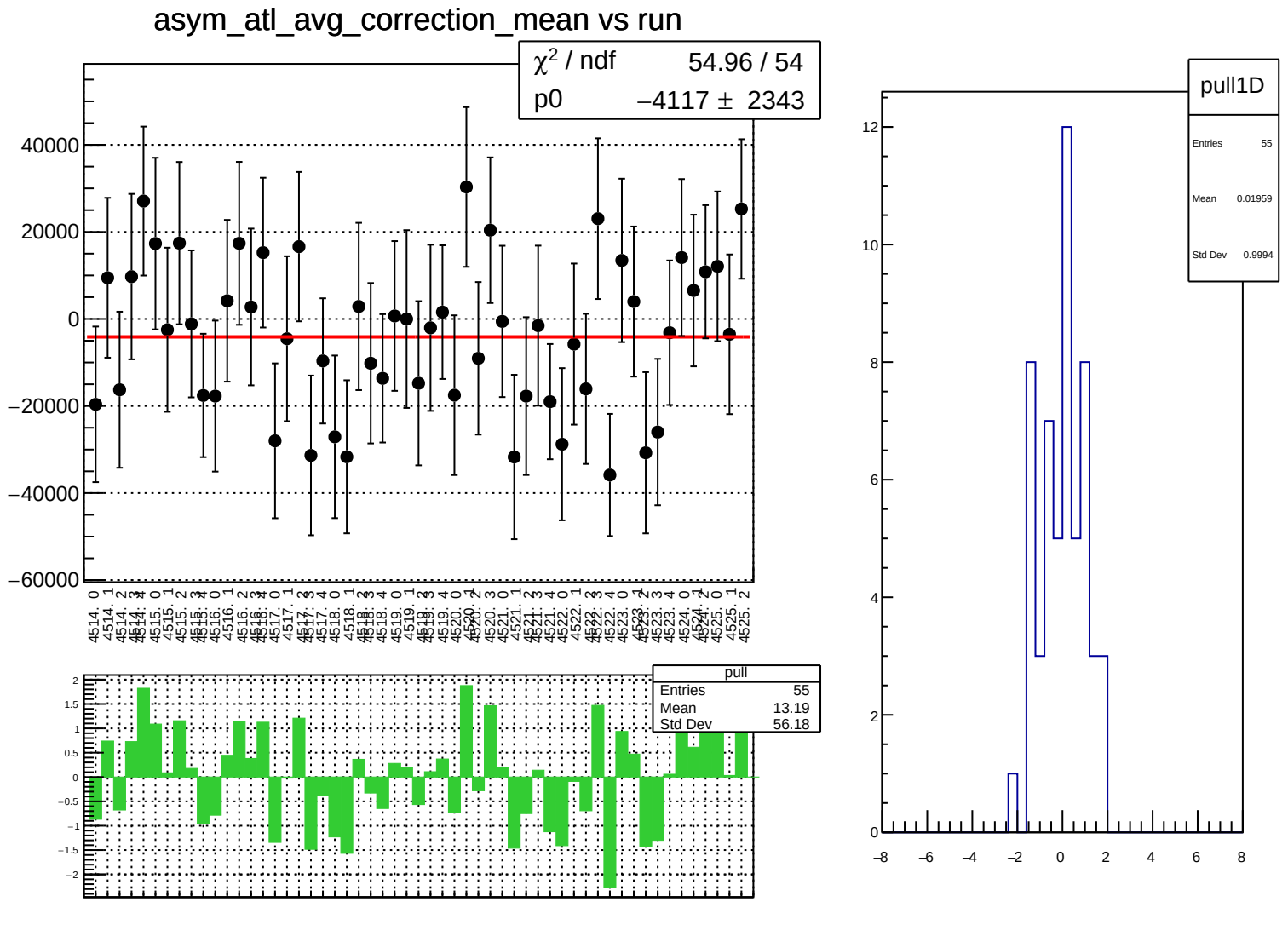
asym_atl_avg_correction_mean vs run
χ² / ndf 54.96 / 54
p0 −4117 ± 2343
pull
Entries 55
Mean 13.19
Std Dev 56.18
pull1D
Entries 55
Mean 0.01959
Std Dev 0.9994

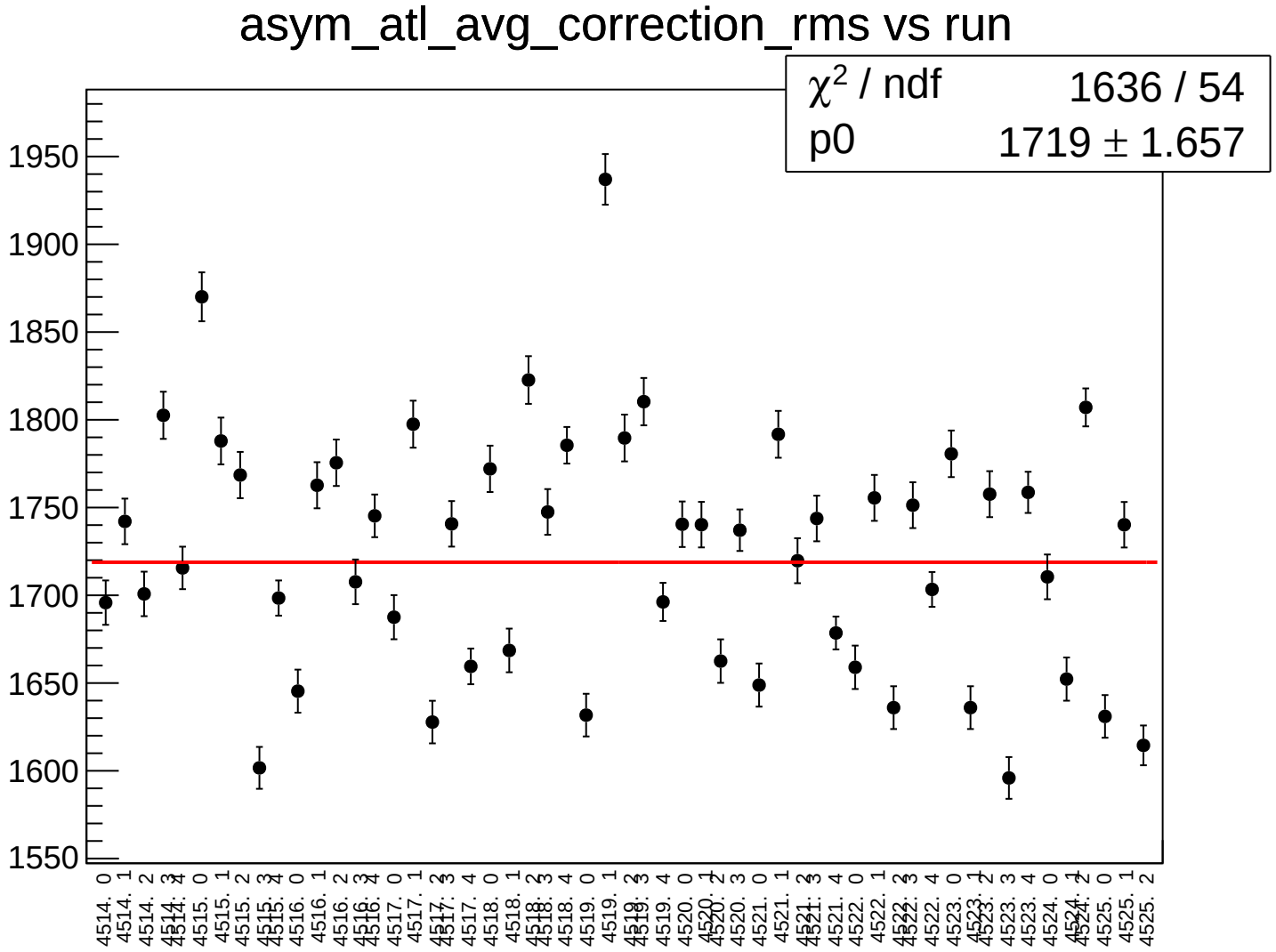
asym_atl_avg_correction_rms vs run
χ² / ndf 1636 / 54
p0 1719 ± 1.657
1950
1900
1850
1800
1750
1700
1650
1600
1550
4514. 0
4514. 1
4514. 2
4514. 3
4514. 4
4515. 0
4515. 1
4515. 2
4515. 3
4515. 4
4516. 0
4516. 1
4516. 2
4516. 3
4516. 4
4517. 0
4517. 1
4517. 2
4517. 3
4517. 4
4518. 0
4518. 1
4518. 2
4518. 3
4518. 4
4519. 0
4519. 1
4519. 2
4519. 3
4519. 4
4520. 0
4520. 1
4520. 2
4520. 3
4521. 0
4521. 1
4521. 2
4521. 3
4521. 4
4522. 0
4522. 1
4522. 2
4522. 3
4522. 4
4523. 0
4523. 1
4523. 2
4523. 3
4523. 4
4524. 0
4524. 1
4524. 2
4525. 0
4525. 1
4525. 2

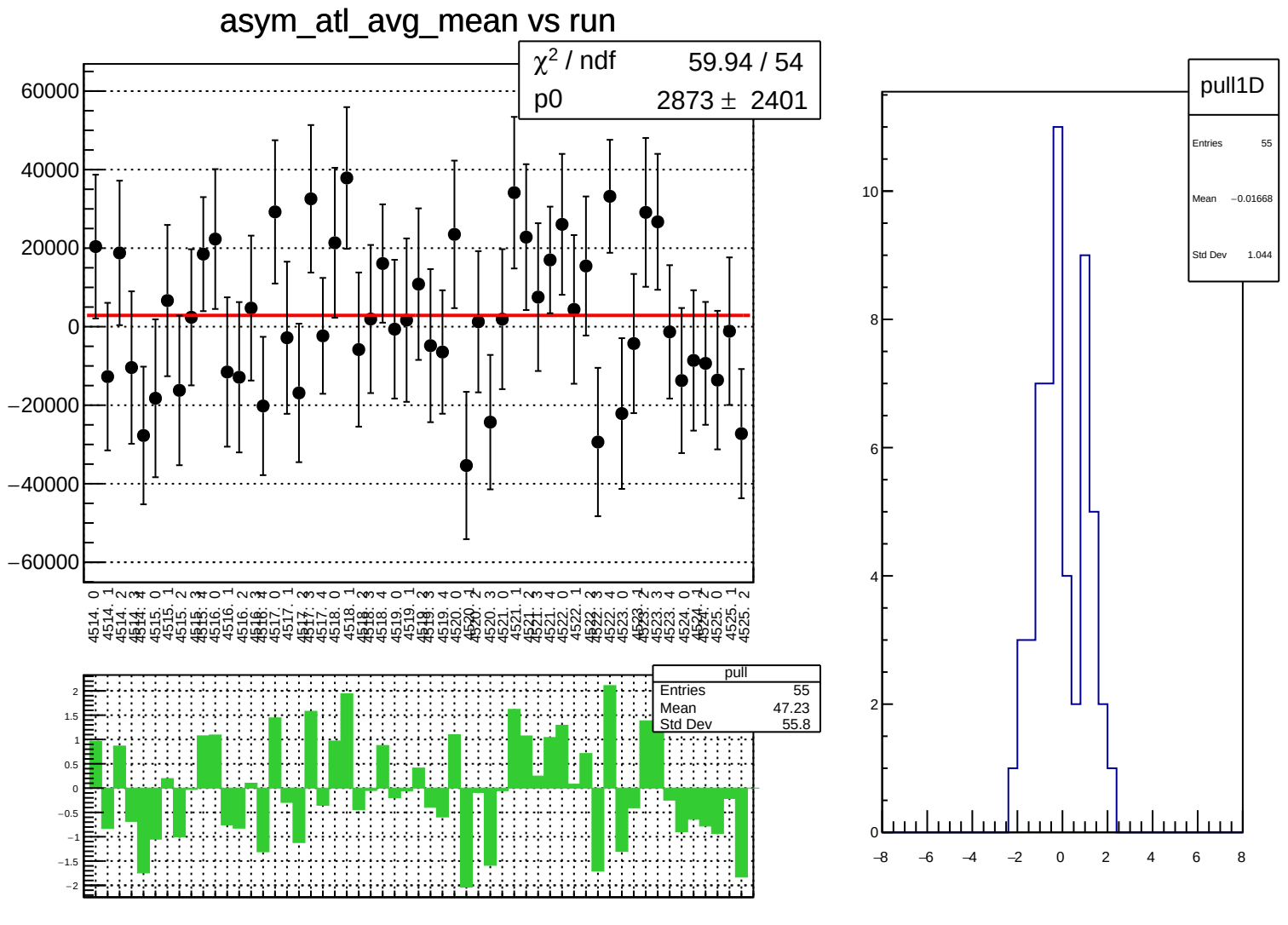
asym_atl_avg_mean vs run
χ² / ndf 59.94 / 54
p0 2873 ± 2401
pull
Entries 55
Mean 47.23
Std Dev 55.8
pull1D
Entries 55
Mean −0.01668
Std Dev 1.044

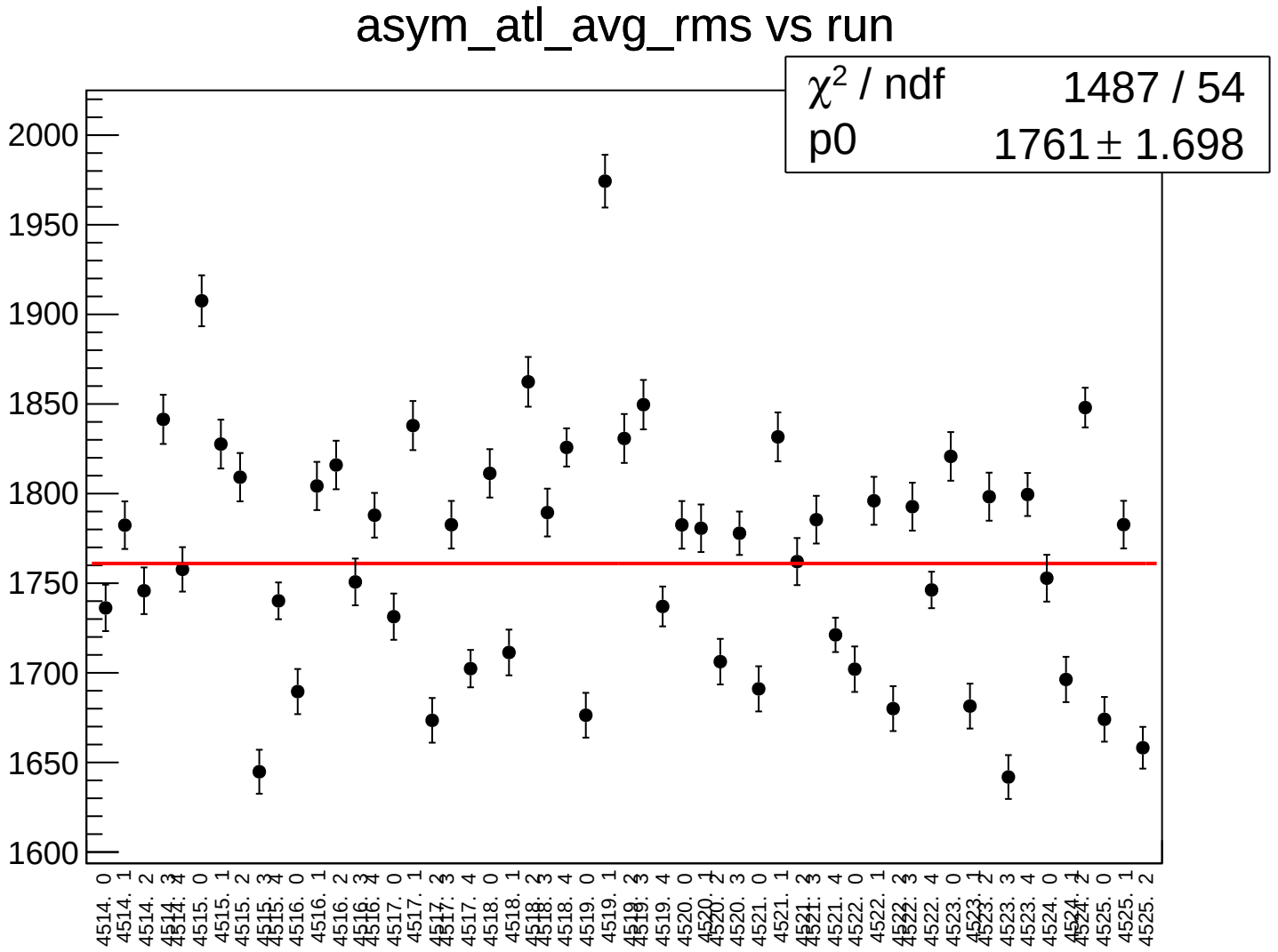
asym_atl_avg_rms vs run
χ² / ndf 1487 / 54
p0 1761 ± 1.698
2000
1950
1900
1850
1800
1750
1700
1650
1600
4514. 0
4514. 1
4514. 2
4514. 3
4514. 4
4515. 0
4515. 1
4515. 2
4515. 3
4515. 4
4516. 0
4516. 1
4516. 2
4516. 3
4516. 4
4517. 0
4517. 1
4517. 2
4517. 3
4517. 4
4518. 0
4518. 1
4518. 2
4518. 3
4518. 4
4519. 0
4519. 1
4519. 2
4519. 3
4519. 4
4520. 0
4520. 1
4520. 2
4520. 3
4521. 0
4521. 1
4521. 2
4521. 3
4521. 4
4522. 0
4522. 1
4522. 2
4522. 3
4522. 4
4523. 0
4523. 1
4523. 2
4523. 3
4523. 4
4524. 0
4524. 1
4524. 2
4525. 0
4525. 1
4525. 2

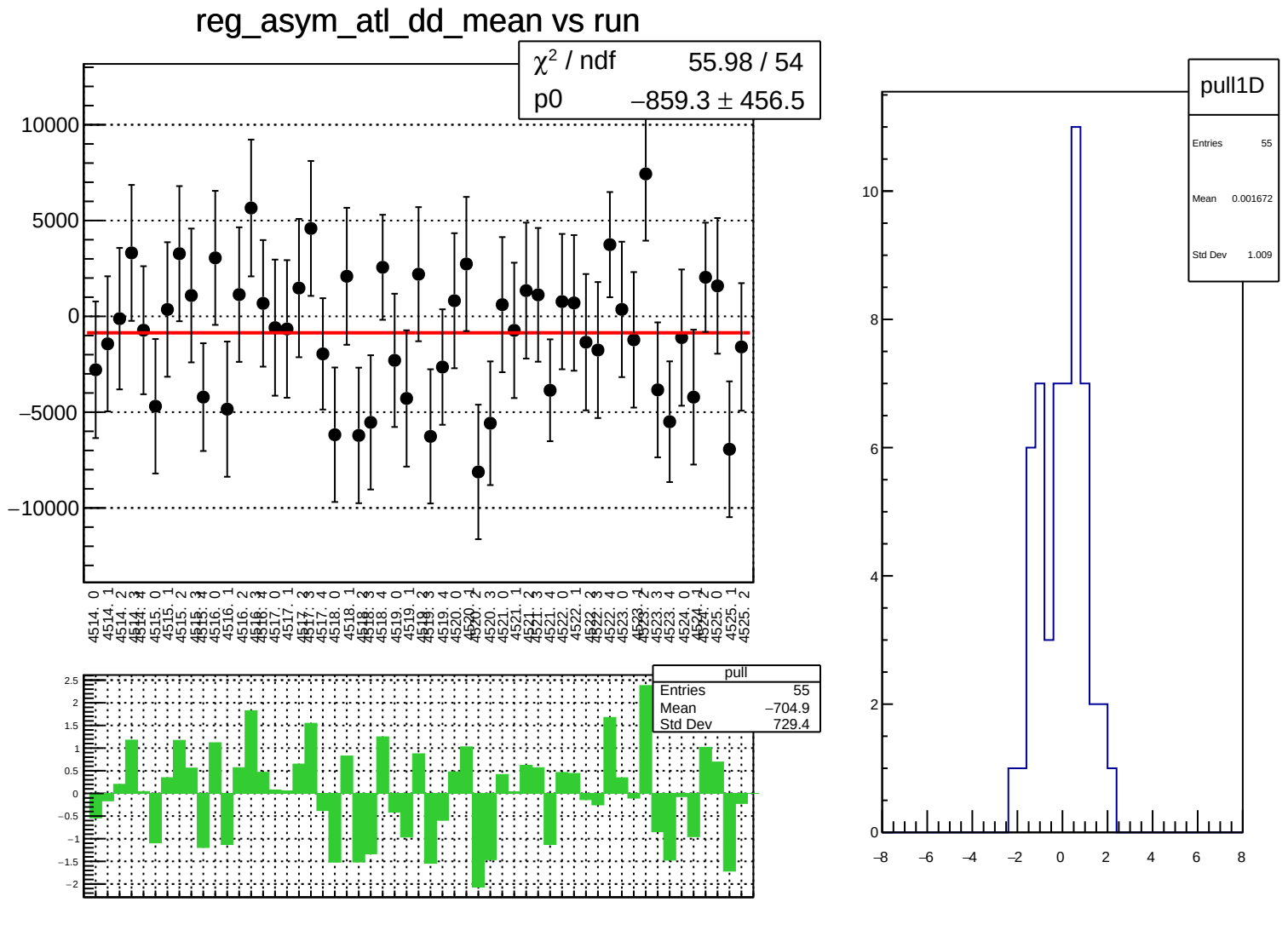
reg_asym_atl_dd_mean vs run
χ² / ndf 55.98 / 54
p0 −859.3 ± 456.5
10000
5000
0
−5000
−10000
pull
Entries 55
Mean −704.9
Std Dev 729.4
2.5
2
1.5
1
0.5
0
−0.5
−1
−1.5
−2
pull1D
Entries 55
Mean 0.001672
Std Dev 1.009
10
8
6
4
2
0
−8
−6
−4
−2
0
2
4
6
8

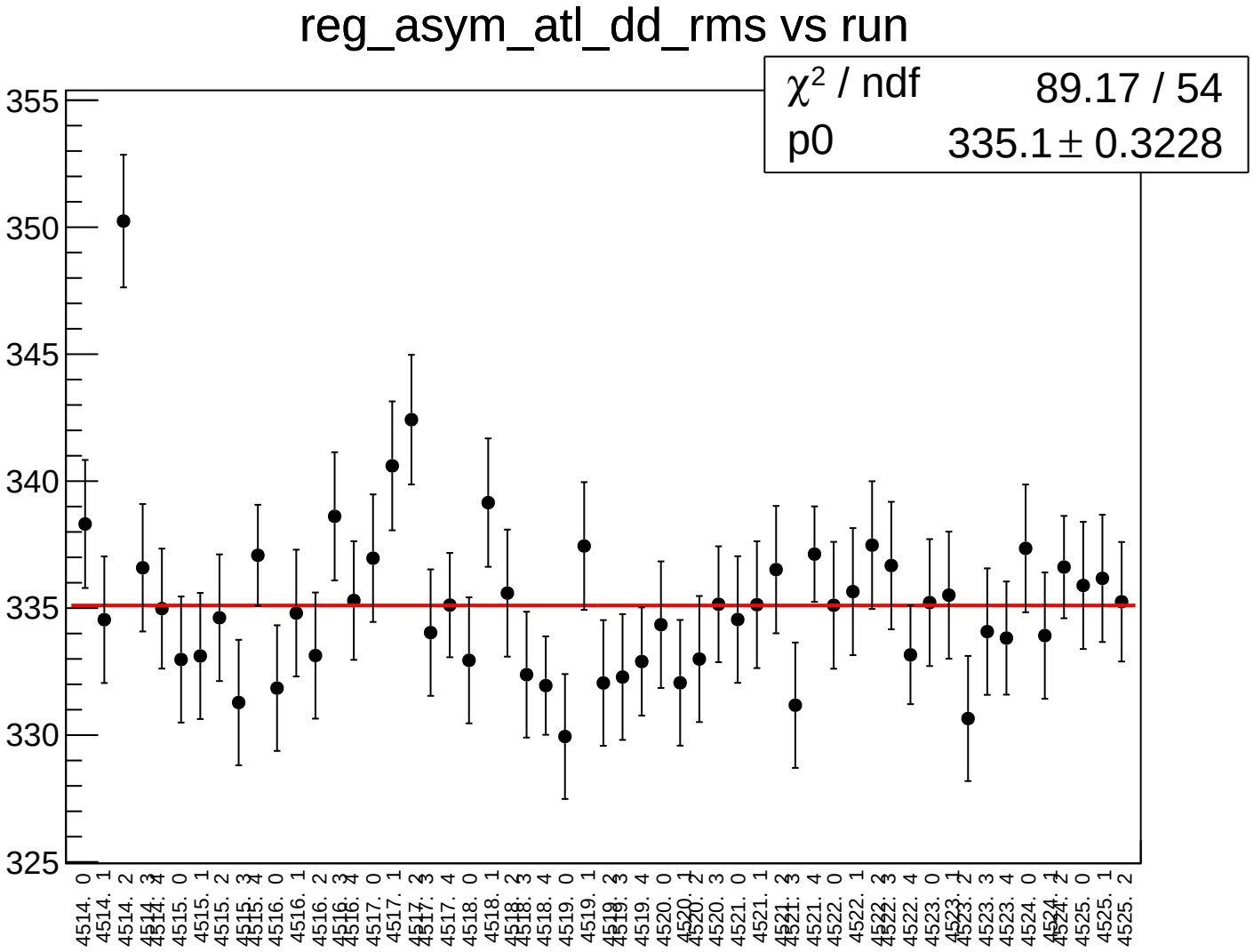
reg_asym_atl_dd_rms vs run
χ² / ndf 89.17 / 54
p0 335.1 ± 0.3228
355
350
345
340
335
330
325
4514. 0
4514. 1
4514. 2
4514. 3
4514. 4
4515. 0
4515. 1
4515. 2
4515. 3
4515. 4
4516. 0
4516. 1
4516. 2
4516. 3
4516. 4
4517. 0
4517. 1
4517. 2
4517. 3
4517. 4
4518. 0
4518. 1
4518. 2
4518. 3
4518. 4
4519. 0
4519. 1
4519. 2
4519. 3
4519. 4
4520. 0
4520. 1
4520. 2
4520. 3
4521. 0
4521. 1
4521. 2
4521. 3
4521. 4
4522. 0
4522. 1
4522. 2
4522. 3
4522. 4
4523. 0
4523. 1
4523. 2
4523. 3
4523. 4
4524. 0
4524. 1
4524. 2
4525. 0
4525. 1
4525. 2

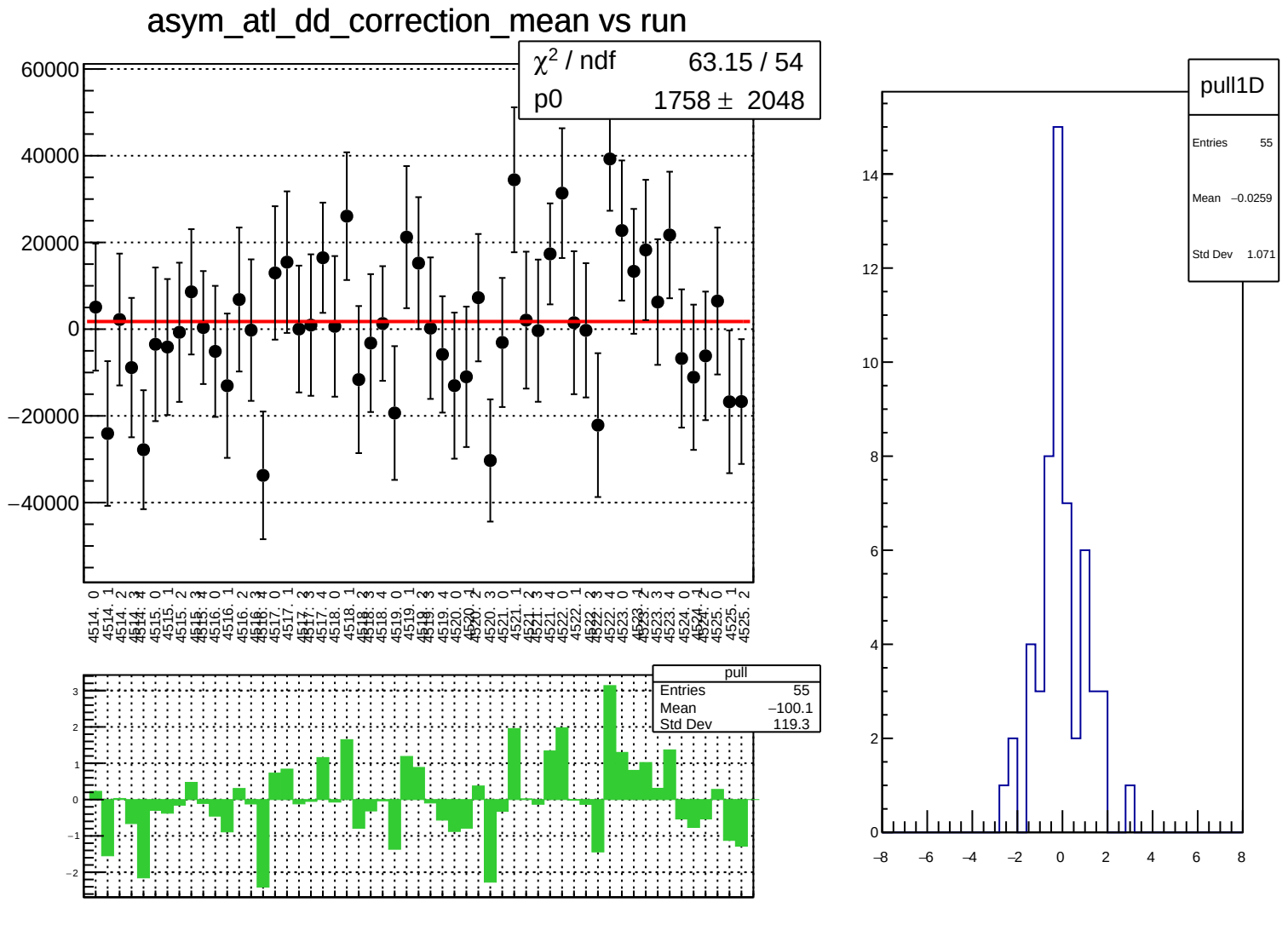
asym_atl_dd_correction_mean vs run
χ² / ndf 63.15 / 54
p0 1758 ± 2048
pull
Entries 55
Mean −100.1
Std Dev 119.3
pull1D
Entries 55
Mean −0.0259
Std Dev 1.071

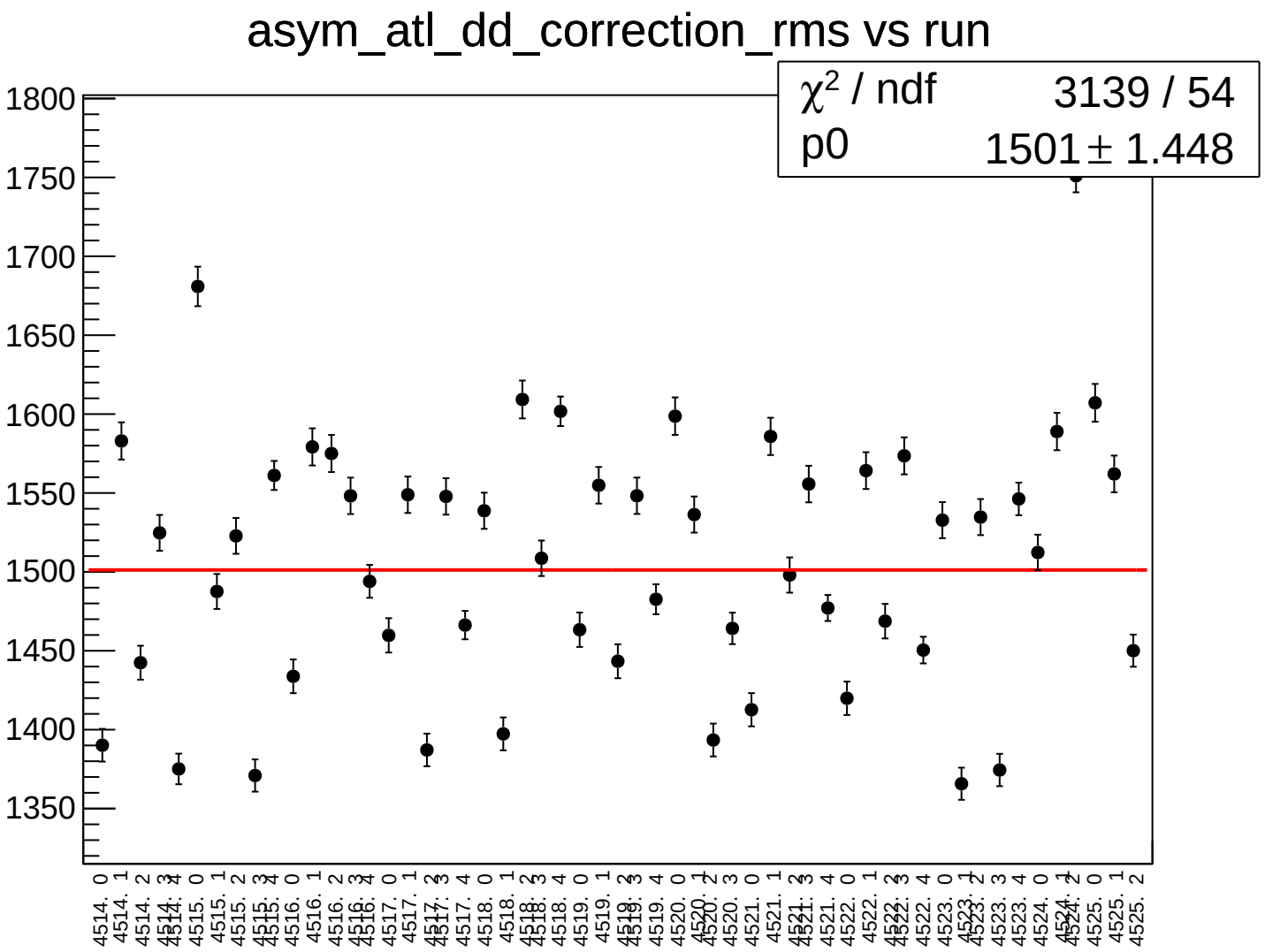
asym_atl_dd_correction_rms vs run
χ2 / ndf 3139 / 54
p0 1501 ± 1.448
1800
1750
1700
1650
1600
1550
1500
1450
1400
1350
4514. 0
4514. 1
4514. 2
4514. 3
4514. 4
4515. 0
4515. 1
4515. 2
4515. 3
4515. 4
4516. 0
4516. 1
4516. 2
4516. 3
4516. 4
4517. 0
4517. 1
4517. 2
4517. 3
4517. 4
4518. 0
4518. 1
4518. 2
4518. 3
4518. 4
4519. 0
4519. 1
4519. 2
4519. 3
4519. 4
4520. 0
4520. 1
4520. 2
4520. 3
4521. 0
4521. 1
4521. 2
4521. 3
4521. 4
4522. 0
4522. 1
4522. 2
4522. 3
4522. 4
4523. 0
4523. 1
4523. 2
4523. 3
4523. 4
4524. 0
4524. 1
4524. 2
4525. 0
4525. 1
4525. 2

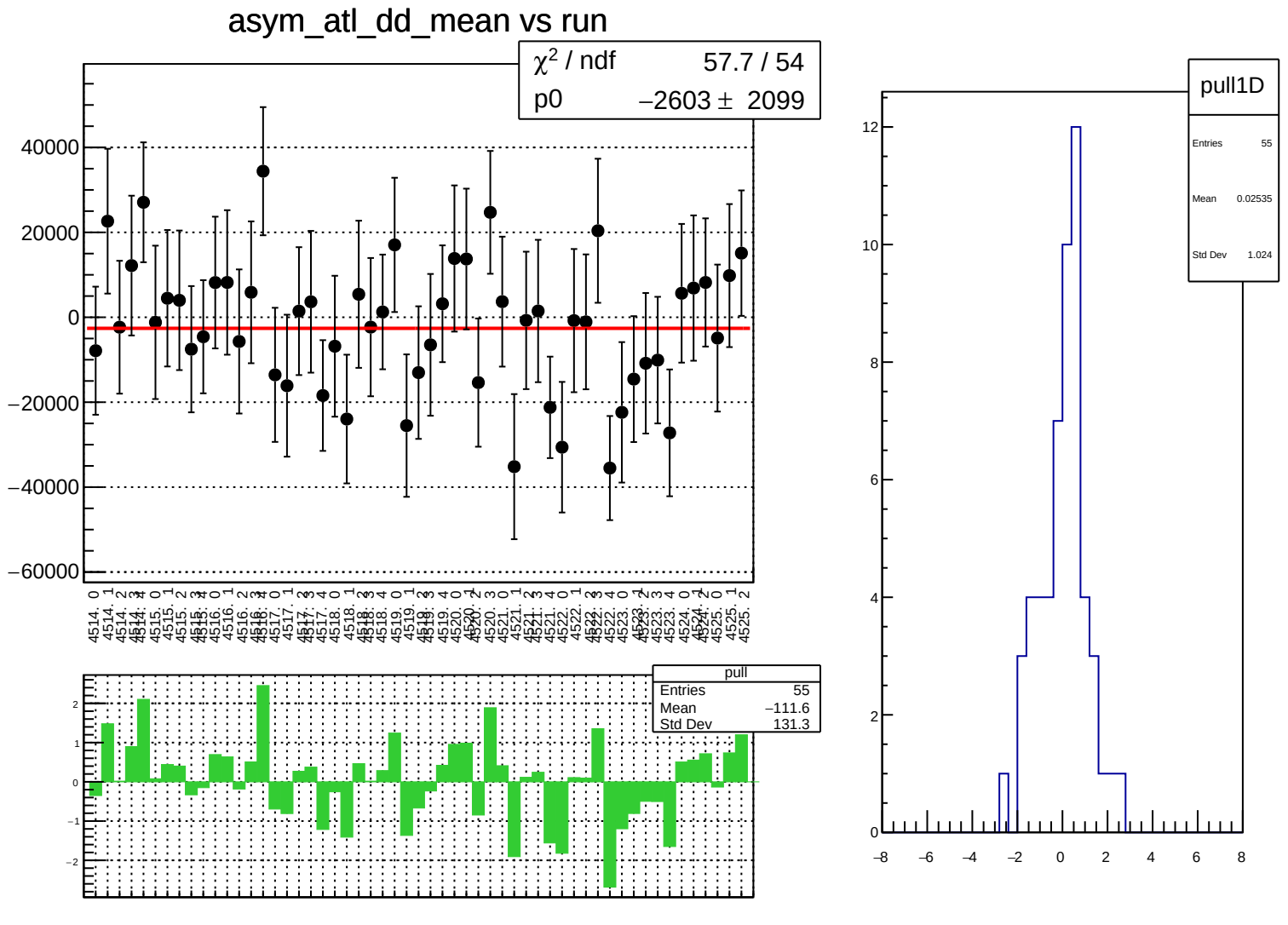
asym_atl_dd_mean vs run
χ² / ndf 57.7 / 54
p0 −2603 ± 2099
40000
20000
0
−20000
−40000
−60000
pull
Entries 55
Mean −111.6
Std Dev 131.3
pull1D
Entries 55
Mean 0.02535
Std Dev 1.024

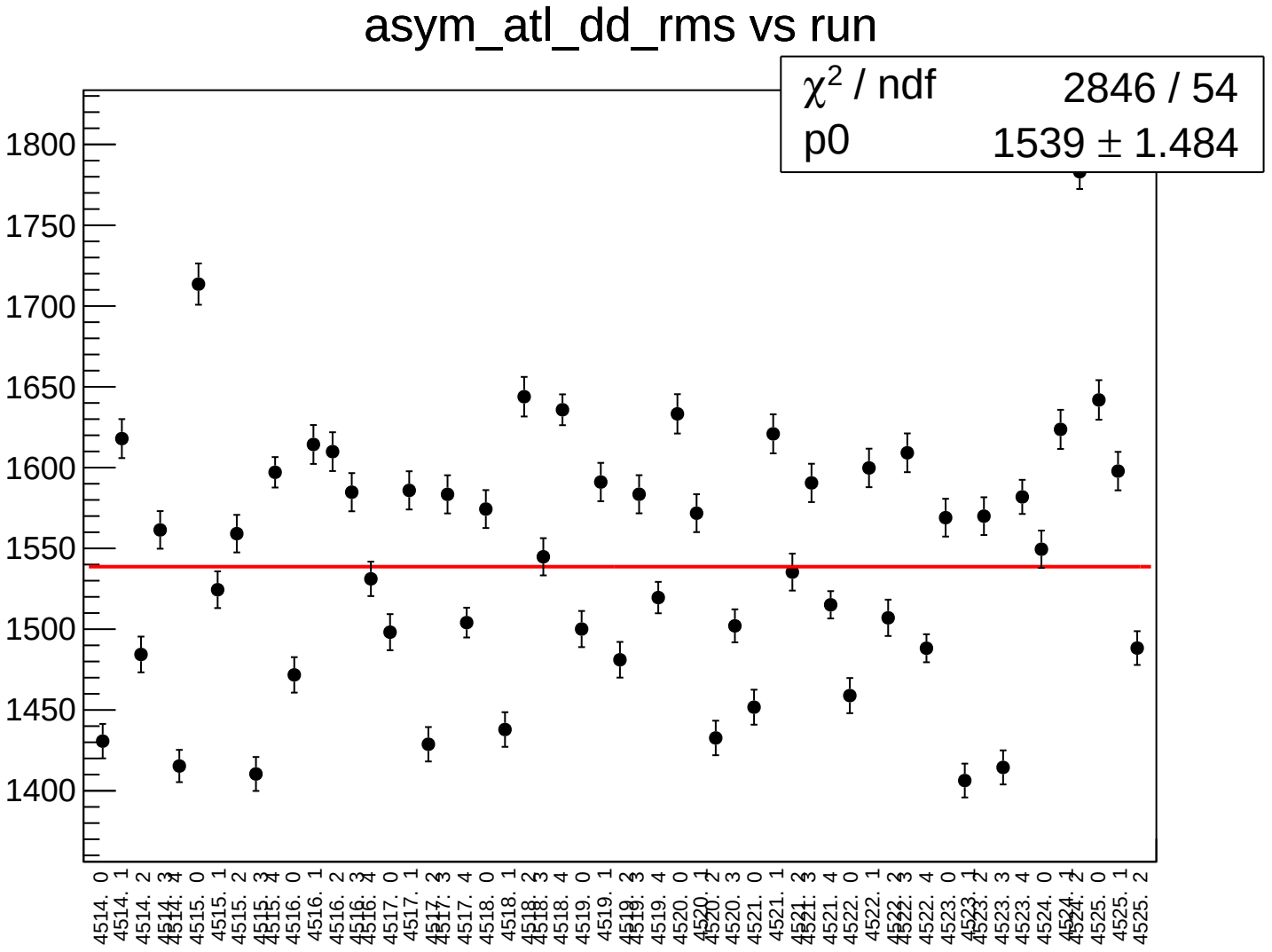
asym_atl_dd_rms vs run
χ² / ndf 2846 / 54
p0 1539 ± 1.484
1800
1750
1700
1650
1600
1550
1500
1450
1400
4514. 0
4514. 1
4514. 2
4514. 3
4514. 4
4515. 0
4515. 1
4515. 2
4515. 3
4515. 4
4516. 0
4516. 1
4516. 2
4516. 3
4516. 4
4517. 0
4517. 1
4517. 2
4517. 3
4517. 4
4518. 0
4518. 1
4518. 2
4518. 3
4518. 4
4519. 0
4519. 1
4519. 2
4519. 3
4519. 4
4520. 0
4520. 1
4520. 2
4520. 3
4521. 0
4521. 1
4521. 2
4521. 3
4521. 4
4522. 0
4522. 1
4522. 2
4522. 3
4522. 4
4523. 0
4523. 1
4523. 2
4523. 3
4523. 4
4524. 0
4524. 1
4524. 2
4525. 0
4525. 1
4525. 2

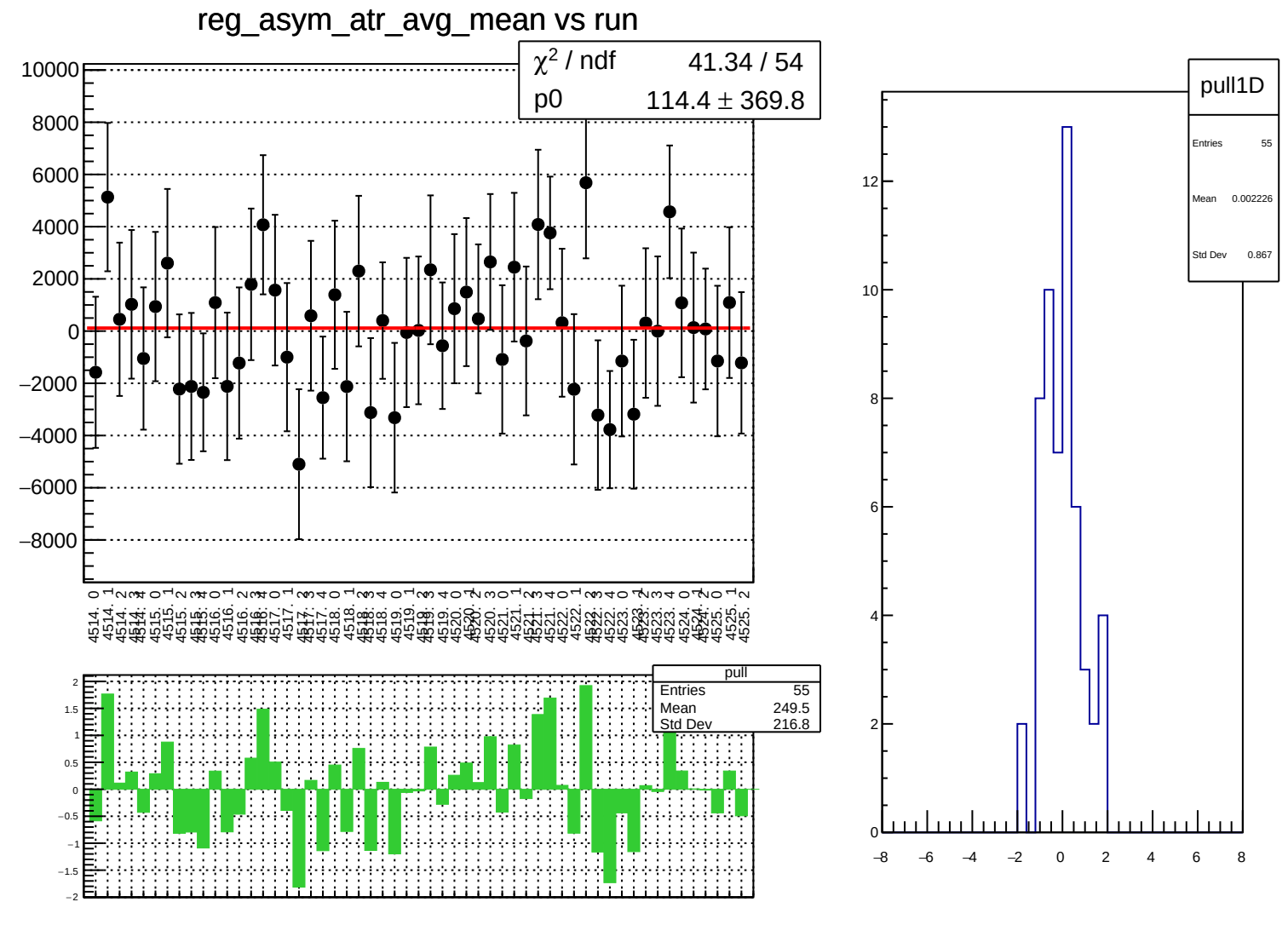
reg_asym_atr_avg_mean vs run
χ² / ndf 41.34 / 54
p0 114.4 ± 369.8
pull
Entries 55
Mean 249.5
Std Dev 216.8
pull1D
Entries 55
Mean 0.002226
Std Dev 0.867

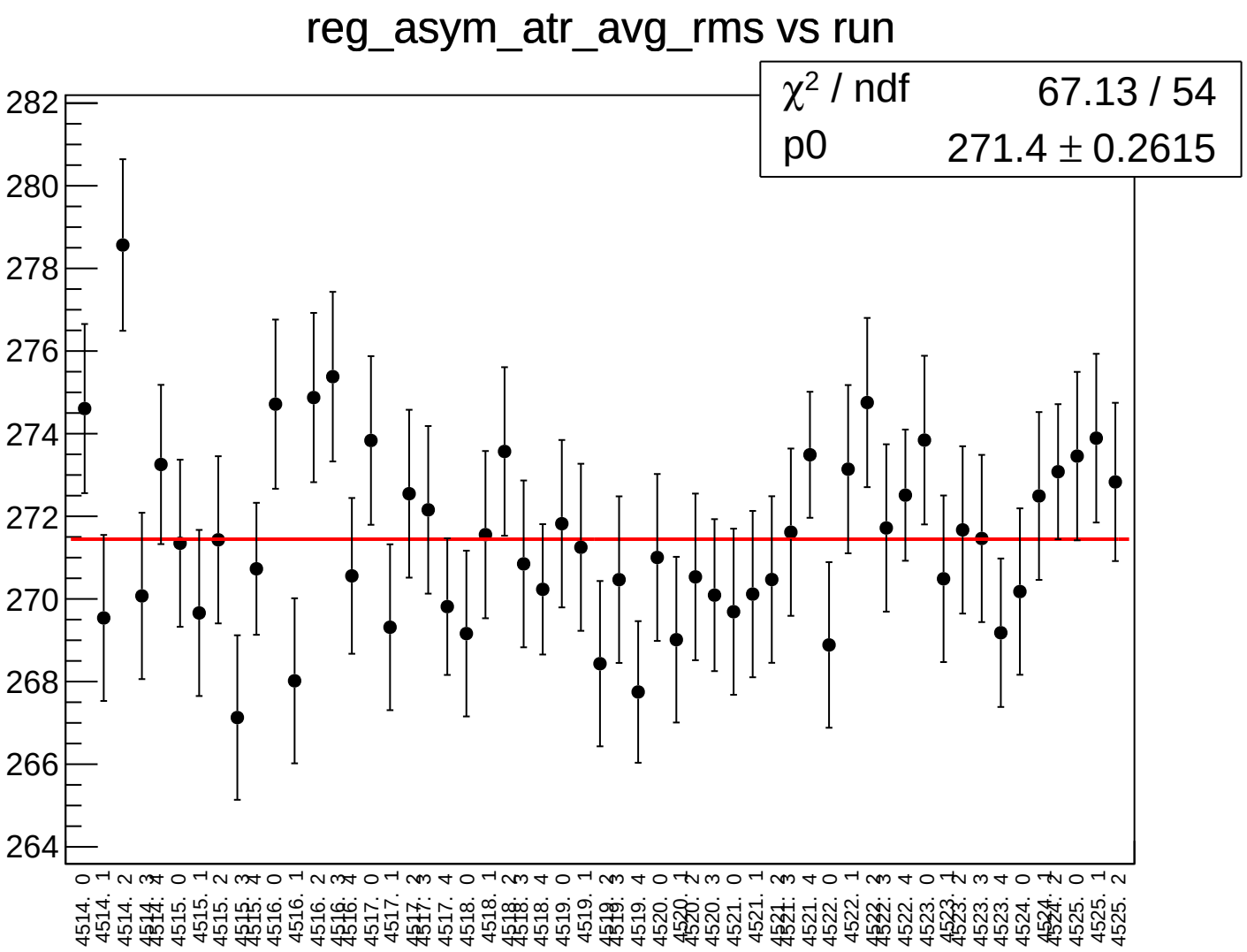
reg_asym_atr_avg_rms vs run
χ2 / ndf 67.13 / 54
p0 271.4 ± 0.2615
282
280
278
276
274
272
270
268
266
264
4514. 0
4514. 1
4514. 2
4514. 3
4514. 4
4515. 0
4515. 1
4515. 2
4515. 3
4515. 4
4516. 0
4516. 1
4516. 2
4516. 3
4516. 4
4517. 0
4517. 1
4517. 2
4517. 3
4517. 4
4518. 0
4518. 1
4518. 2
4518. 3
4518. 4
4519. 0
4519. 1
4519. 2
4519. 3
4519. 4
4520. 0
4520. 1
4520. 2
4520. 3
4521. 0
4521. 1
4521. 2
4521. 3
4521. 4
4522. 0
4522. 1
4522. 2
4522. 3
4522. 4
4523. 0
4523. 1
4523. 2
4523. 3
4523. 4
4524. 0
4524. 1
4524. 2
4525. 0
4525. 1
4525. 2

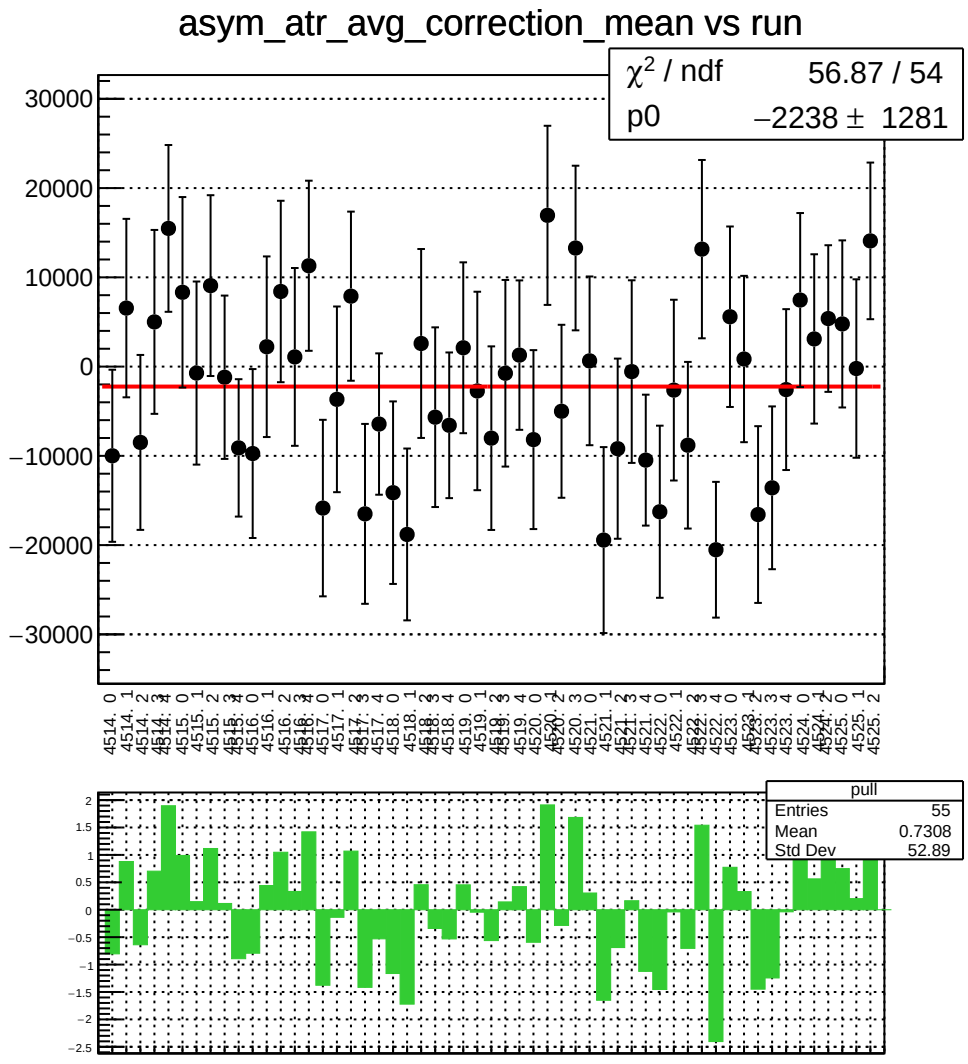
asym_atr_avg_correction_mean vs run
χ² / ndf 56.87 / 54
p0 −2238 ± 1281
pull
Entries 55
Mean 0.7308
Std Dev 52.89

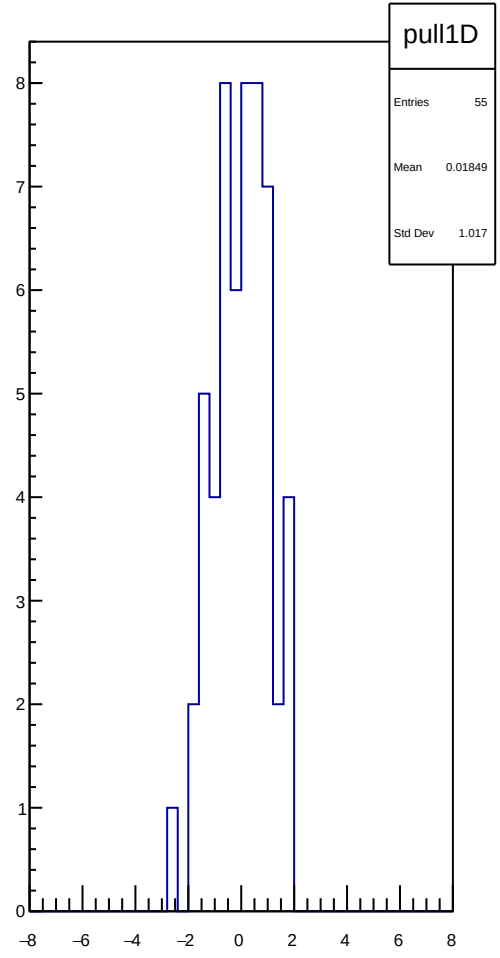
pull1D
Entries 55
Mean 0.01849
Std Dev 1.017

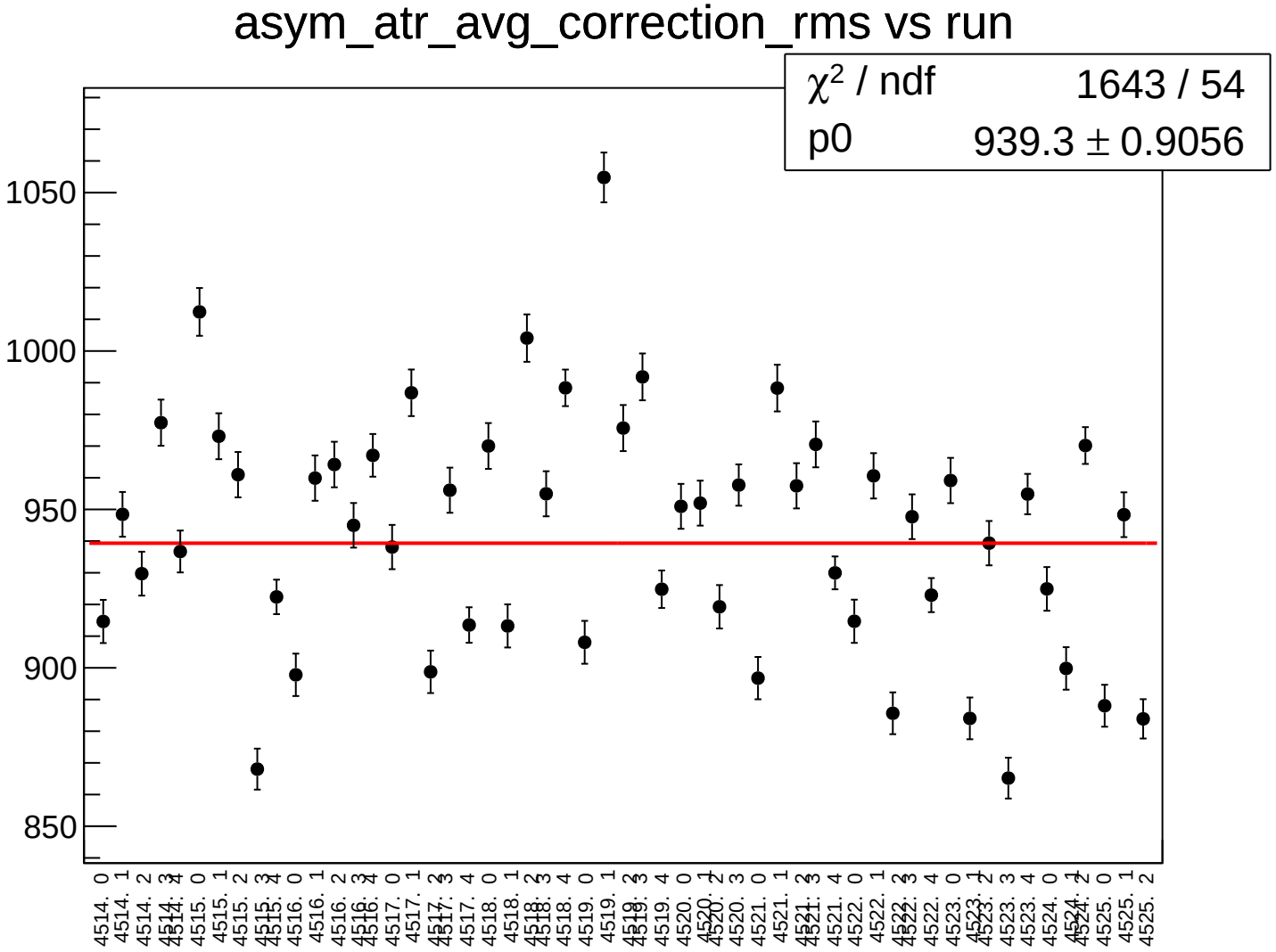
asym_atr_avg_correction_rms vs run
χ² / ndf 1643 / 54
p0 939.3 ± 0.9056
1050
1000
950
900
850
4514. 0
4514. 1
4514. 2
4514. 3
4514. 4
4515. 0
4515. 1
4515. 2
4515. 3
4515. 4
4516. 0
4516. 1
4516. 2
4516. 3
4516. 4
4517. 0
4517. 1
4517. 2
4517. 3
4517. 4
4518. 0
4518. 1
4518. 2
4518. 3
4518. 4
4519. 0
4519. 1
4519. 2
4519. 3
4519. 4
4520. 0
4520. 1
4520. 2
4520. 3
4521. 0
4521. 1
4521. 2
4521. 3
4521. 4
4522. 0
4522. 1
4522. 2
4522. 3
4522. 4
4523. 0
4523. 1
4523. 2
4523. 3
4523. 4
4524. 0
4524. 1
4524. 2
4525. 0
4525. 1
4525. 2

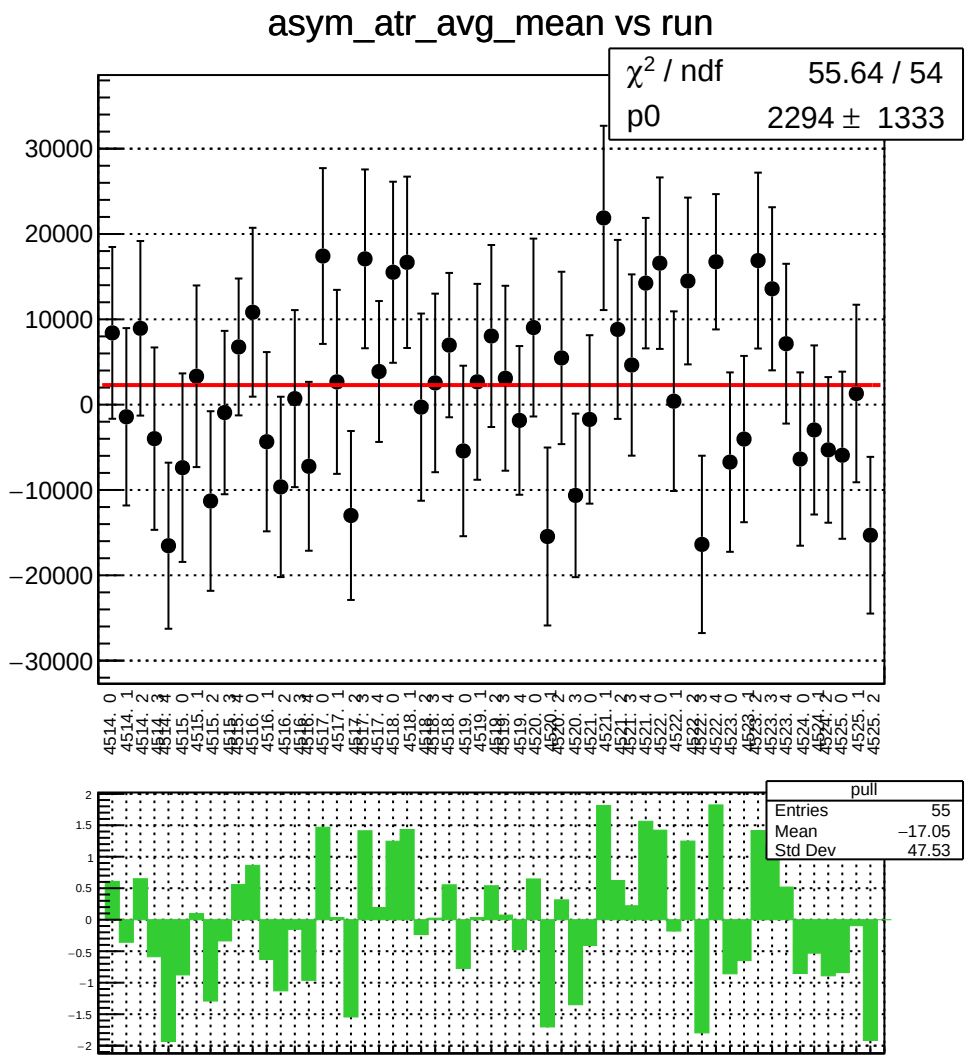
asym_atr_avg_mean vs run
χ² / ndf 55.64 / 54
p0 2294 ± 1333
pull
Entries 55
Mean −17.05
Std Dev 47.53

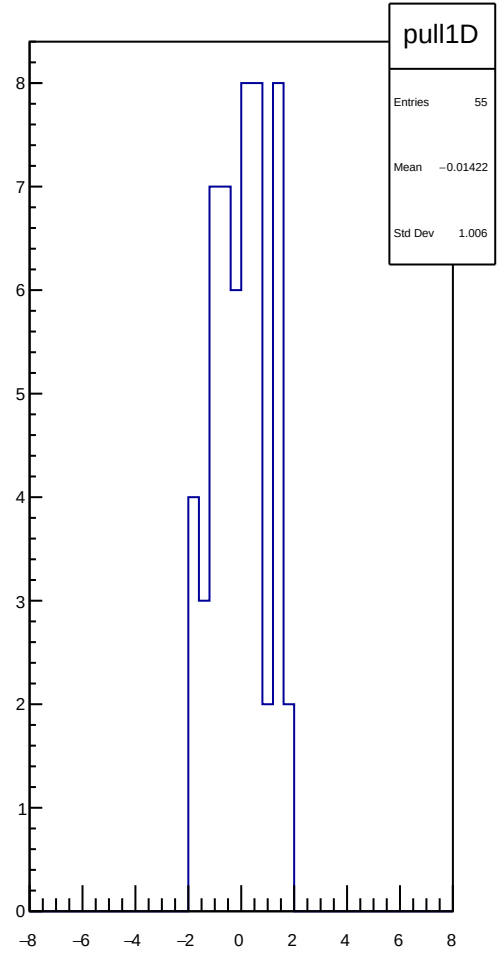
pull1D
Entries 55
Mean −0.01422
Std Dev 1.006

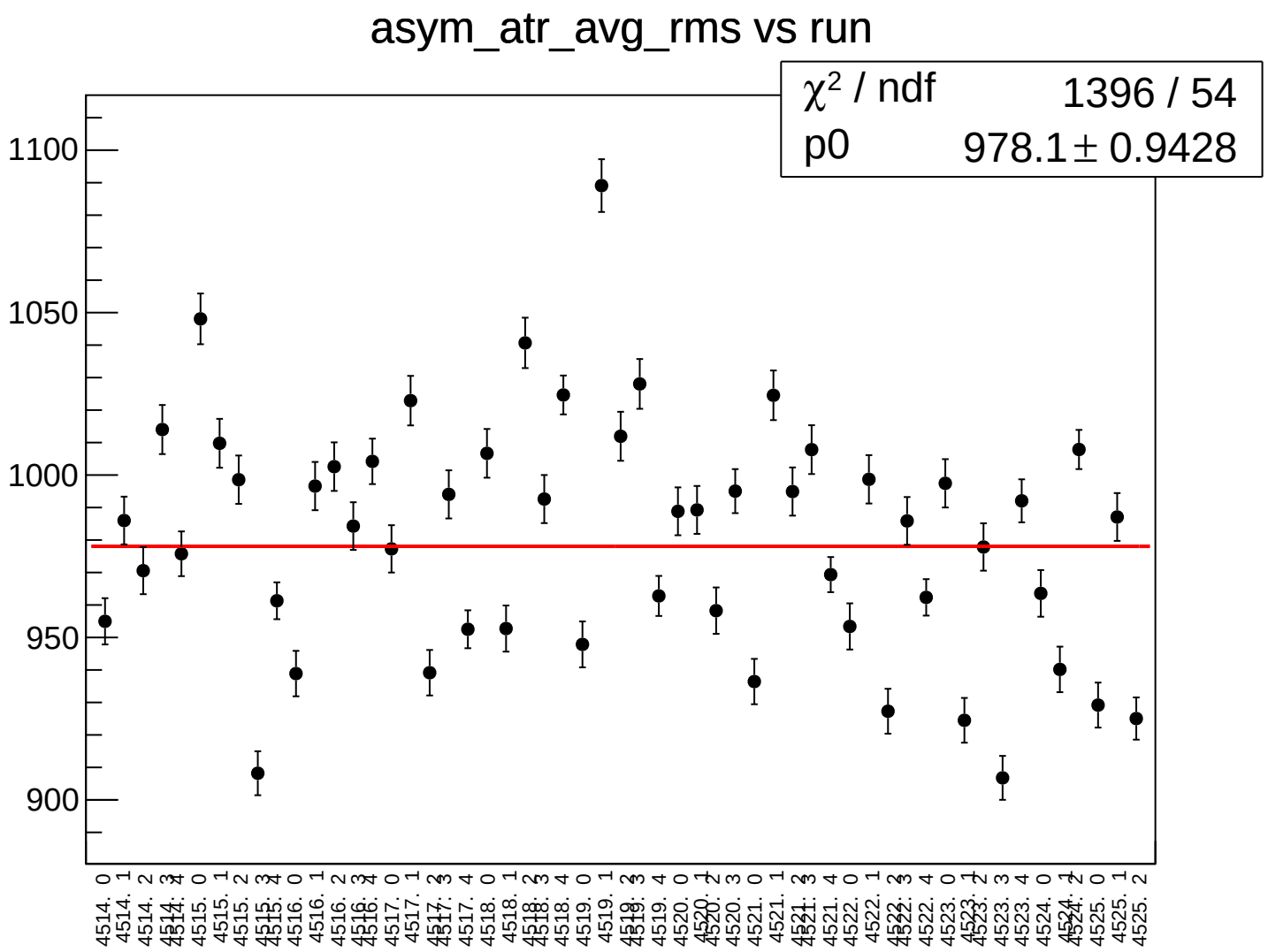
asym_atr_avg_rms vs run
χ² / ndf 1396 / 54
p0 978.1 ± 0.9428
1100
1050
1000
950
900
4514. 0
4514. 1
4514. 2
4514. 3
4514. 4
4515. 0
4515. 1
4515. 2
4515. 3
4515. 4
4516. 0
4516. 1
4516. 2
4516. 3
4516. 4
4517. 0
4517. 1
4517. 2
4517. 3
4517. 4
4518. 0
4518. 1
4518. 2
4518. 3
4518. 4
4519. 0
4519. 1
4519. 2
4519. 3
4519. 4
4520. 0
4520. 1
4520. 2
4520. 3
4521. 0
4521. 1
4521. 2
4521. 3
4521. 4
4522. 0
4522. 1
4522. 2
4522. 3
4522. 4
4523. 0
4523. 1
4523. 2
4523. 3
4523. 4
4524. 0
4524. 1
4524. 2
4525. 0
4525. 1
4525. 2

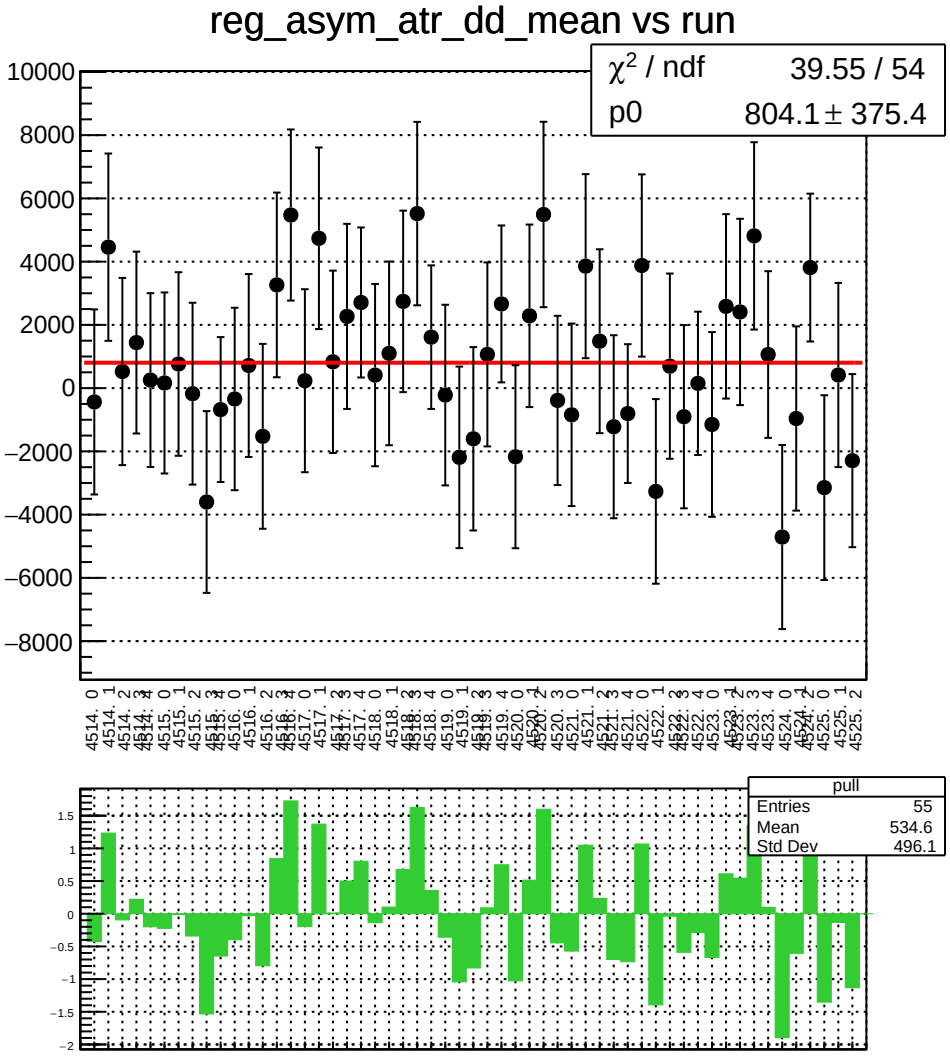
reg_asym_atr_dd_mean vs run
χ^2 / ndf 39.55 / 54
p0 804.1 ± 375.4
pull
Entries 55
Mean 534.6
Std Dev 496.1

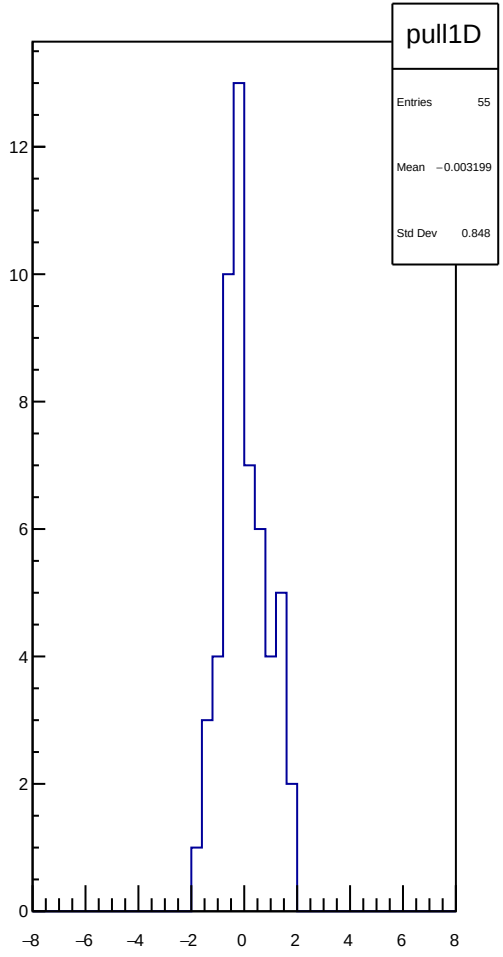
pull1D
Entries 55
Mean −0.003199
Std Dev 0.848

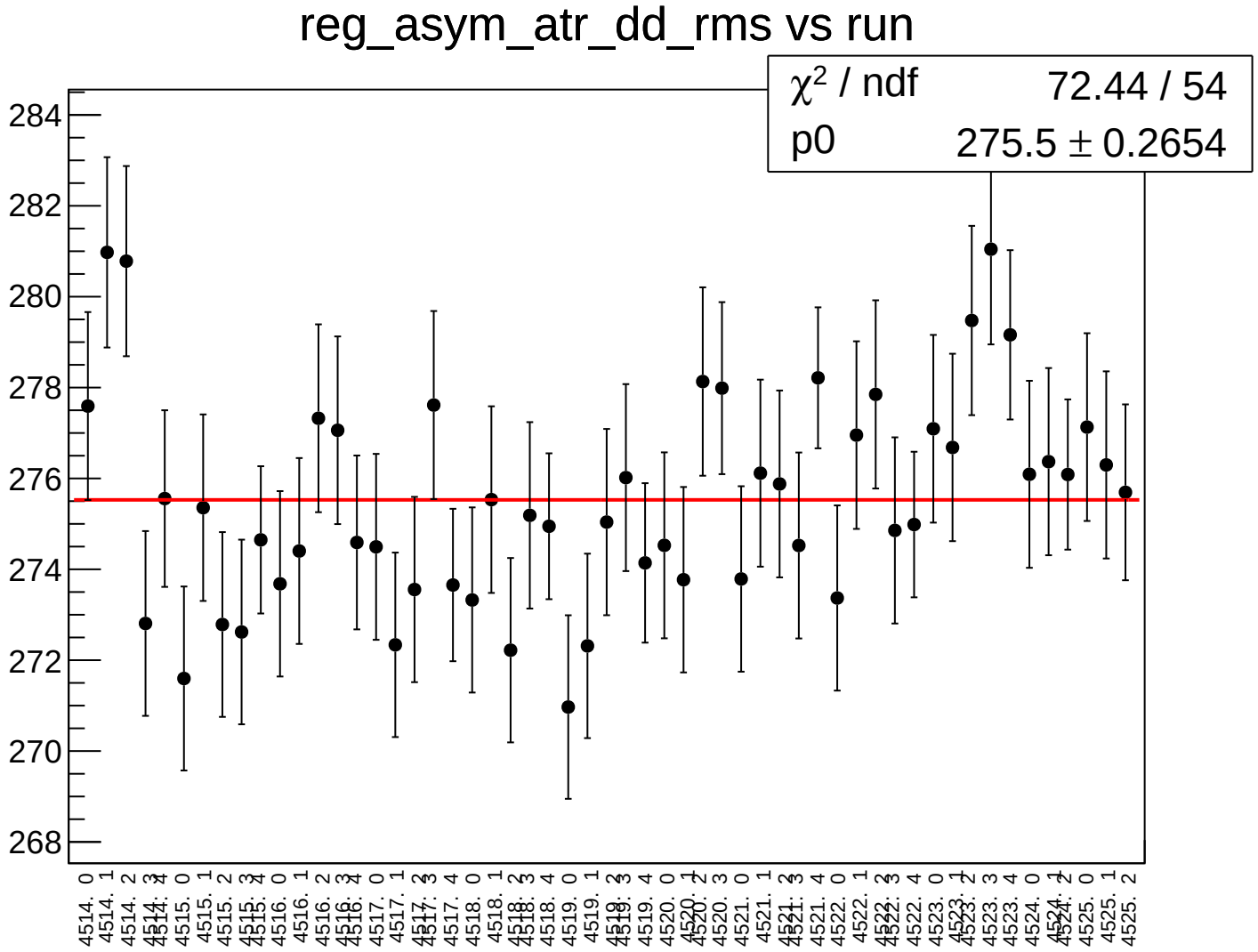
reg_asym_atr_dd_rms vs run
χ² / ndf 72.44 / 54
p0 275.5 ± 0.2654
284
282
280
278
276
274
272
270
268
4514. 0
4514. 1
4514. 2
4514. 3
4514. 4
4515. 0
4515. 1
4515. 2
4515. 3
4515. 4
4516. 0
4516. 1
4516. 2
4516. 3
4516. 4
4517. 0
4517. 1
4517. 2
4517. 3
4517. 4
4518. 0
4518. 1
4518. 2
4518. 3
4518. 4
4519. 0
4519. 1
4519. 2
4519. 3
4519. 4
4520. 0
4520. 1
4520. 2
4520. 3
4521. 0
4521. 1
4521. 2
4521. 3
4521. 4
4522. 0
4522. 1
4522. 2
4522. 3
4522. 4
4523. 0
4523. 1
4523. 2
4523. 3
4523. 4
4524. 0
4524. 1
4524. 2
4525. 0
4525. 1
4525. 2

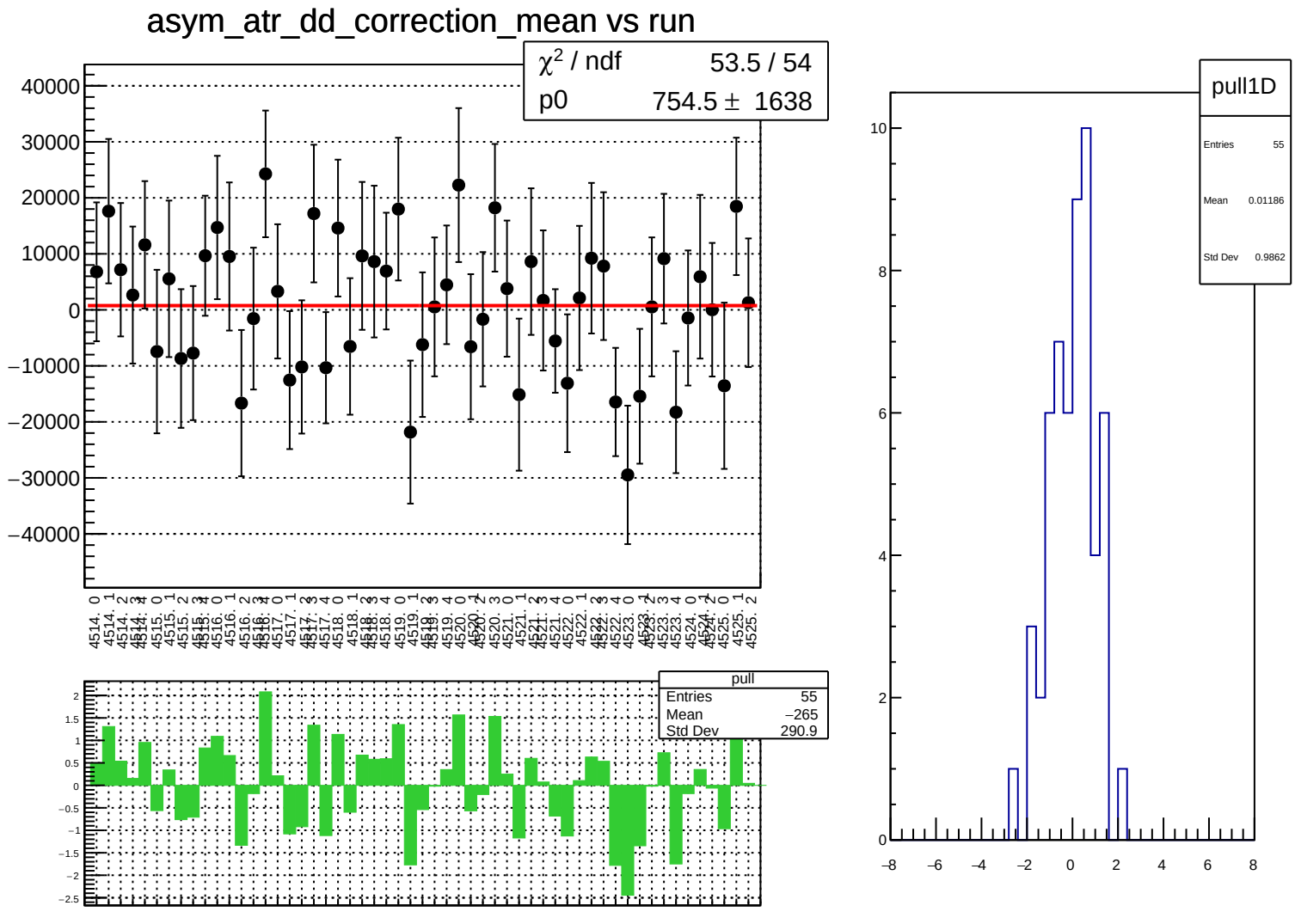
asym_atr_dd_correction_mean vs run
χ² / ndf 53.5 / 54
p0 754.5 ± 1638
pull
Entries 55
Mean −265
Std Dev 290.9
pull1D
Entries 55
Mean 0.01186
Std Dev 0.9862

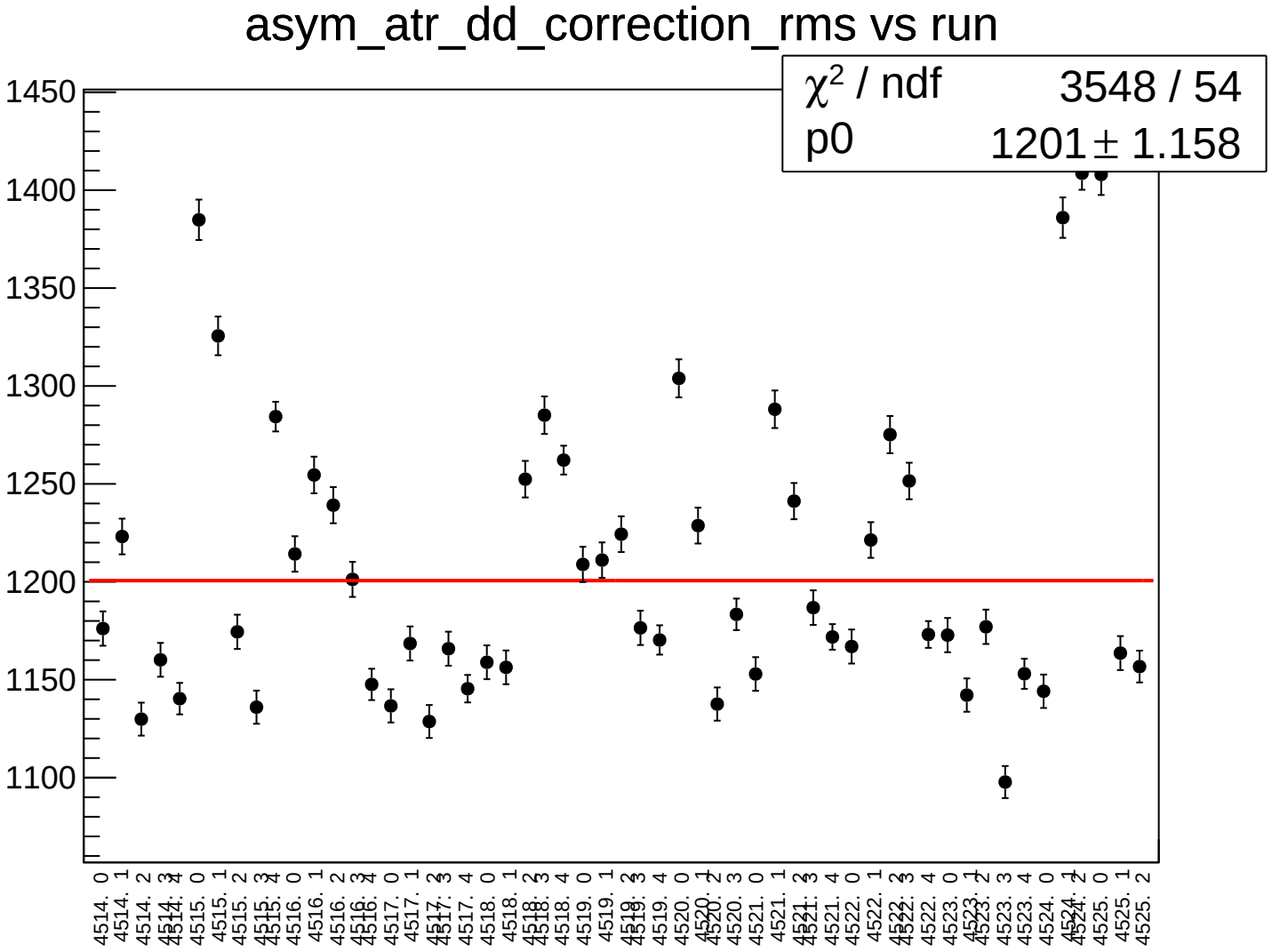
asym_atr_dd_correction_rms vs run
χ² / ndf 3548 / 54
p0 1201 ± 1.158
1450
1400
1350
1300
1250
1200
1150
1100

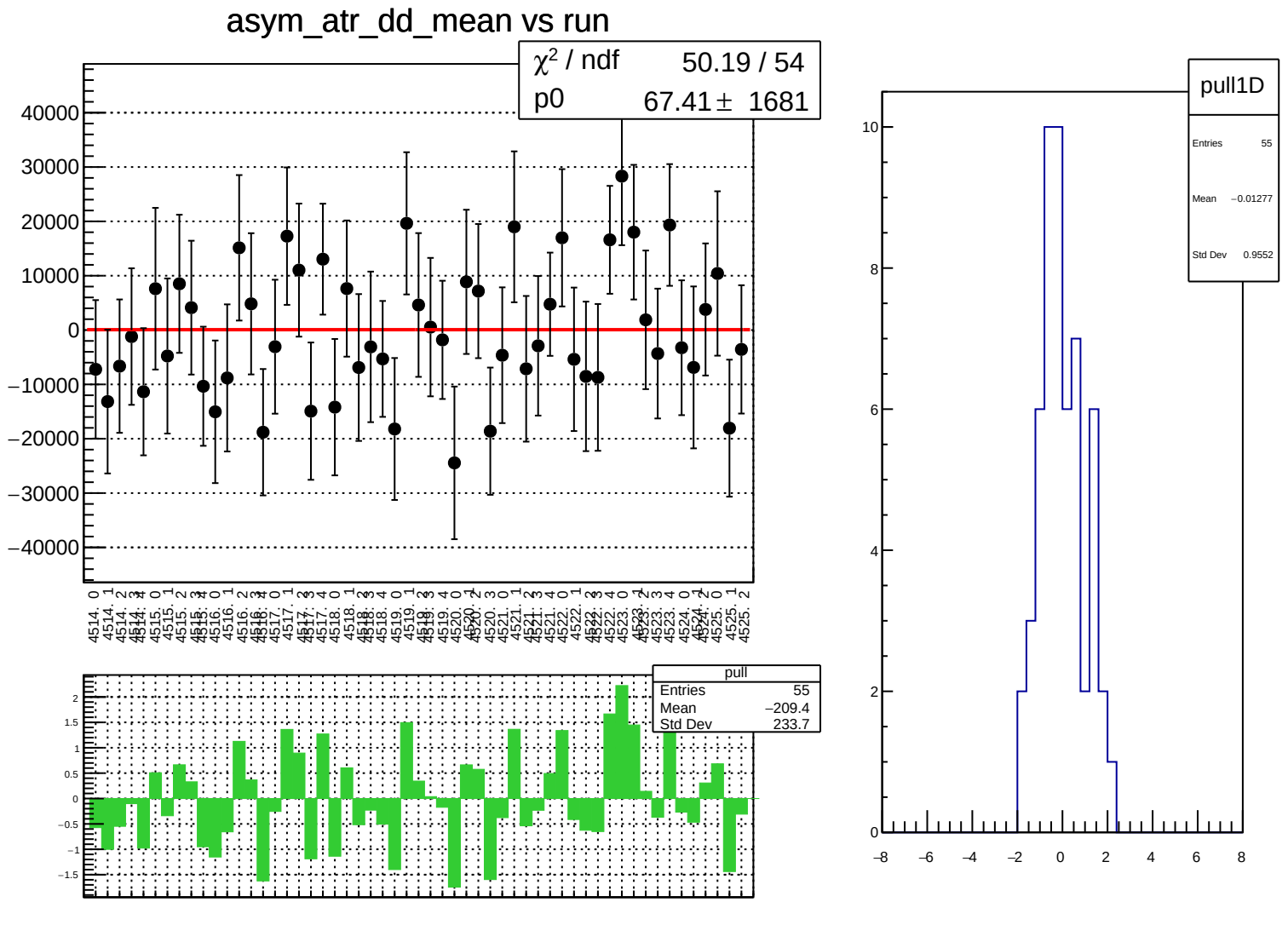
asym_atr_dd_mean vs run
χ² / ndf 50.19 / 54
p0 67.41 ± 1681
pull
Entries 55
Mean −209.4
Std Dev 233.7
pull1D
Entries 55
Mean −0.01277
Std Dev 0.9552

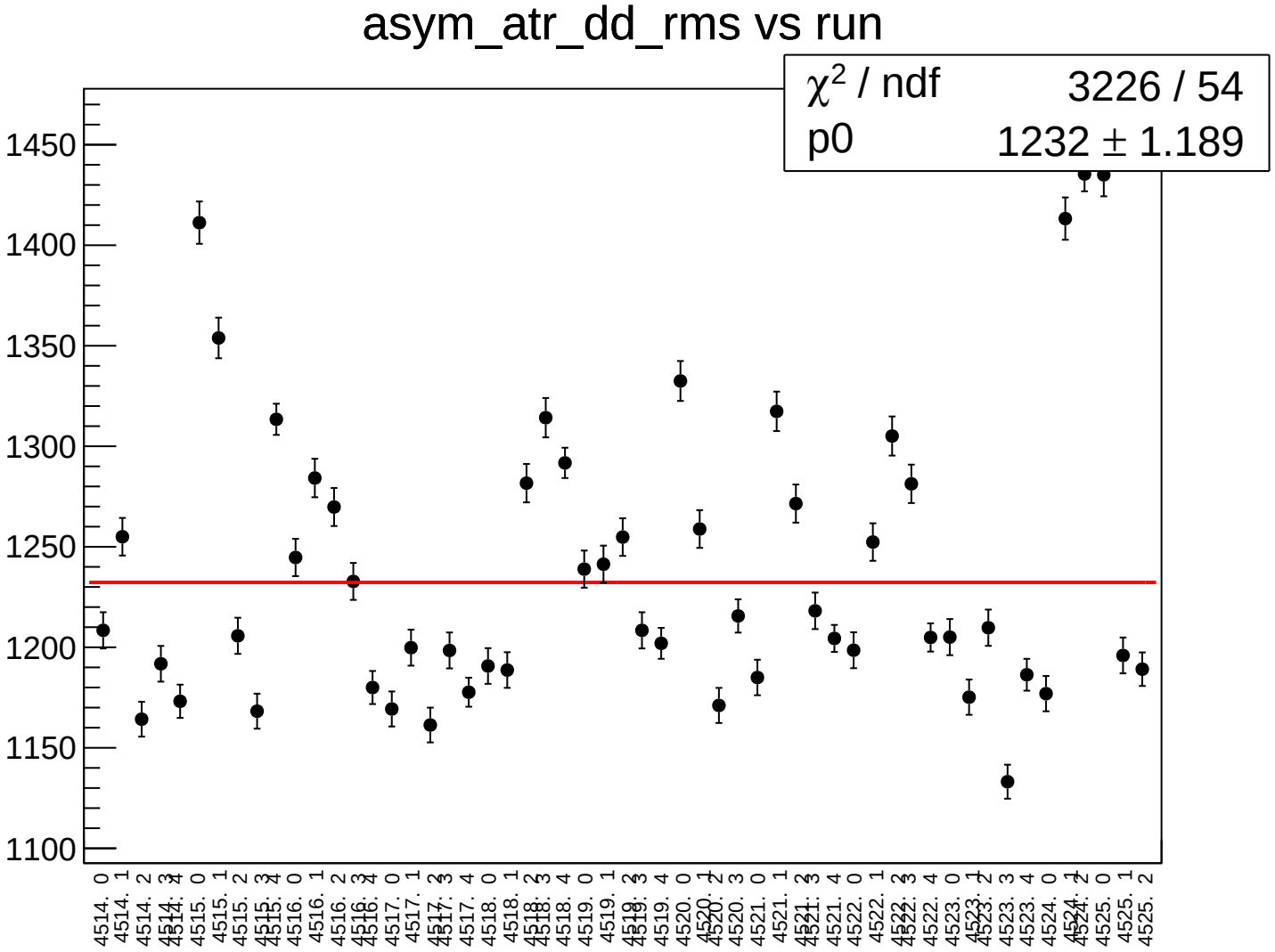
asym_atr_dd_rms vs run
χ² / ndf 3226 / 54
p0 1232 ± 1.189
1450
1400
1350
1300
1250
1200
1150
1100
4514. 0
4514. 1
4514. 2
4514. 3
4514. 4
4515. 0
4515. 1
4515. 2
4515. 3
4515. 4
4516. 0
4516. 1
4516. 2
4516. 3
4516. 4
4517. 0
4517. 1
4517. 2
4517. 3
4517. 4
4518. 0
4518. 1
4518. 2
4518. 3
4518. 4
4519. 0
4519. 1
4519. 2
4519. 3
4519. 4
4520. 0
4520. 1
4520. 2
4520. 3
4521. 0
4521. 1
4521. 2
4521. 3
4521. 4
4522. 0
4522. 1
4522. 2
4522. 3
4522. 4
4523. 0
4523. 1
4523. 2
4523. 3
4523. 4
4524. 0
4524. 1
4524. 2
4525. 0
4525. 1
4525. 2

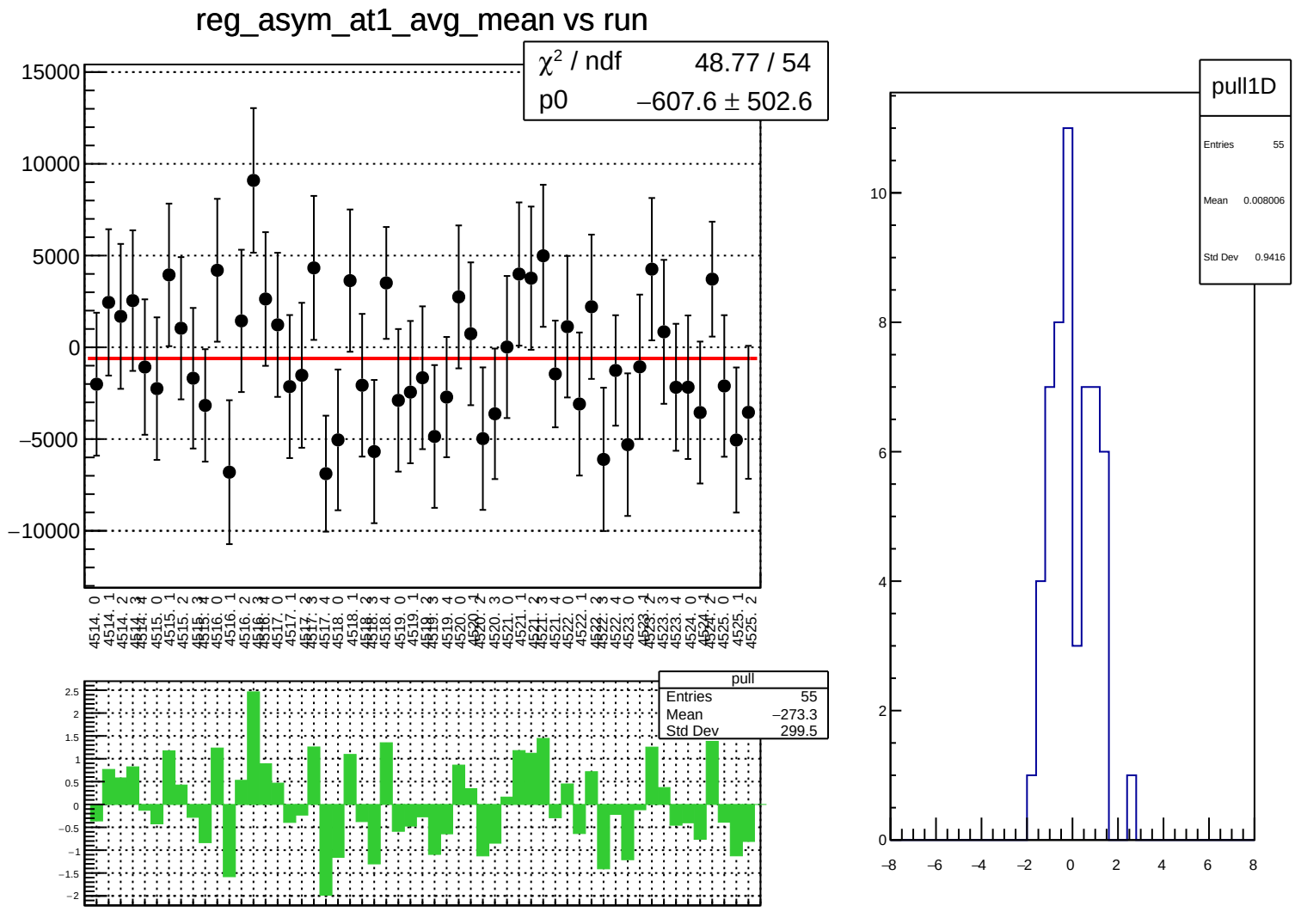
reg_asym_at1_avg_mean vs run
χ² / ndf 48.77 / 54
p0 −607.6 ± 502.6
pull
Entries 55
Mean −273.3
Std Dev 299.5
pull1D
Entries 55
Mean 0.008006
Std Dev 0.9416

reg_asym_at1_avg_rms vs run

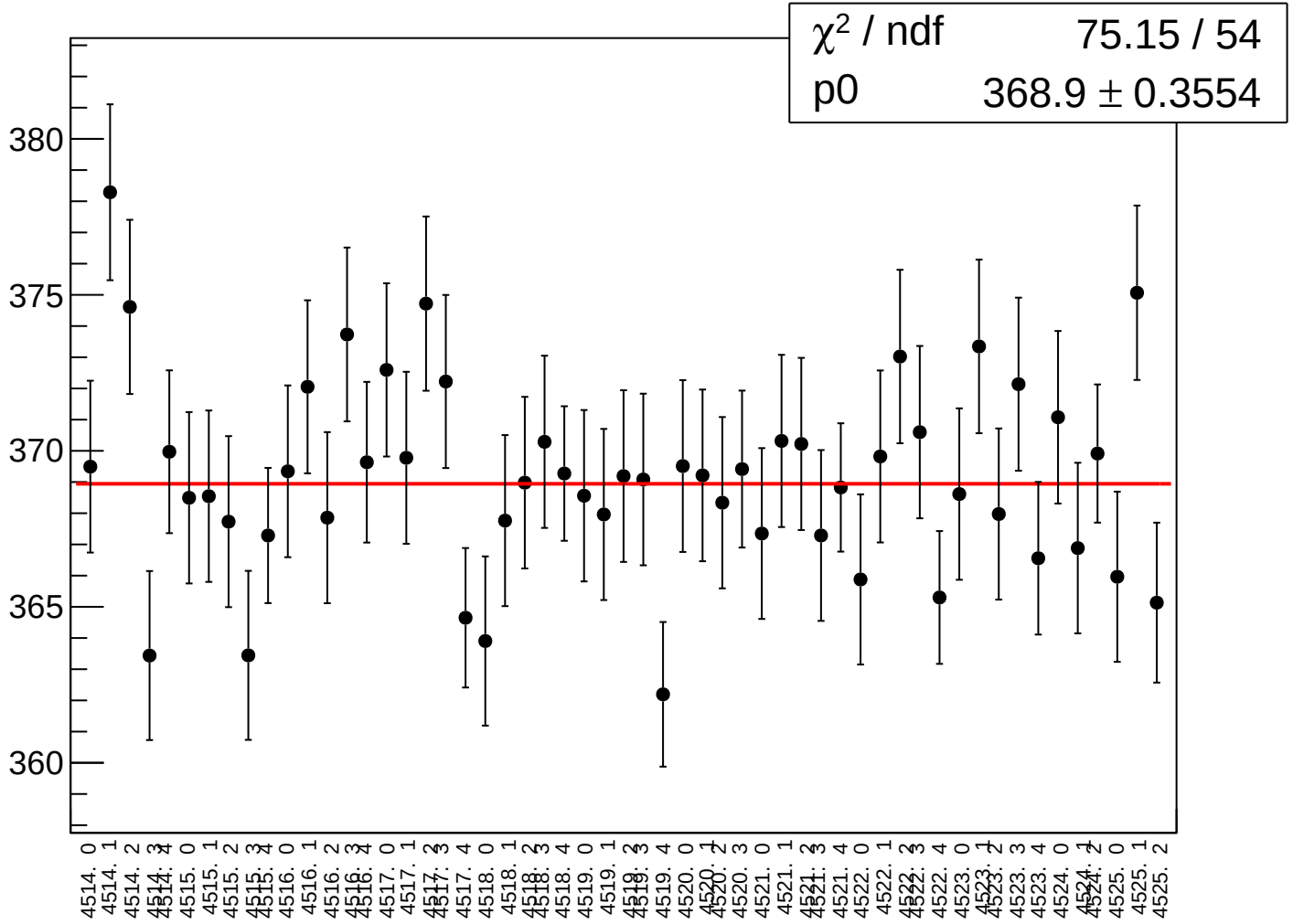

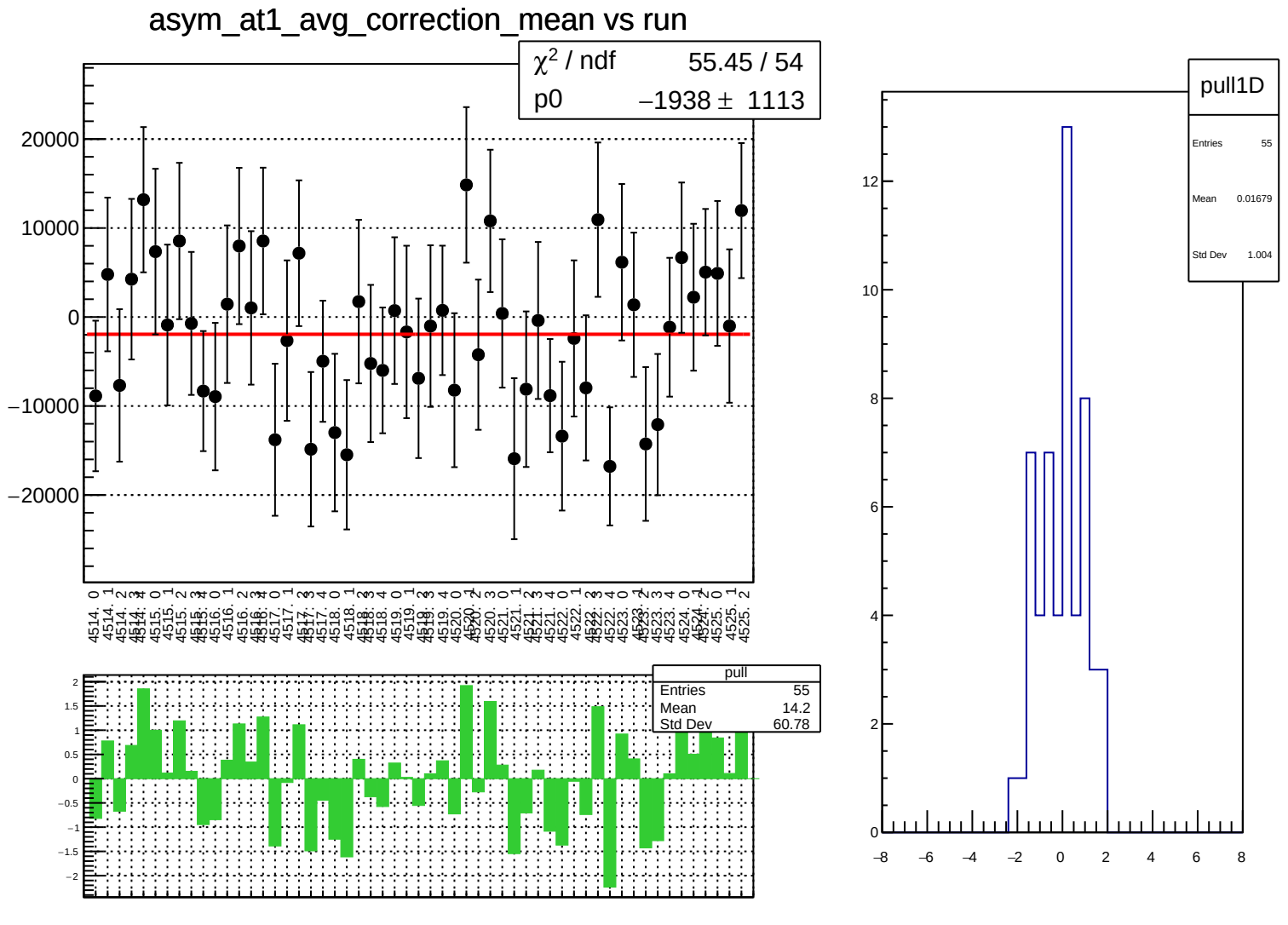
asym_at1_avg_correction_mean vs run
χ² / ndf 55.45 / 54
p0 −1938 ± 1113
pull
Entries 55
Mean 14.2
Std Dev 60.78
pull1D
Entries 55
Mean 0.01679
Std Dev 1.004

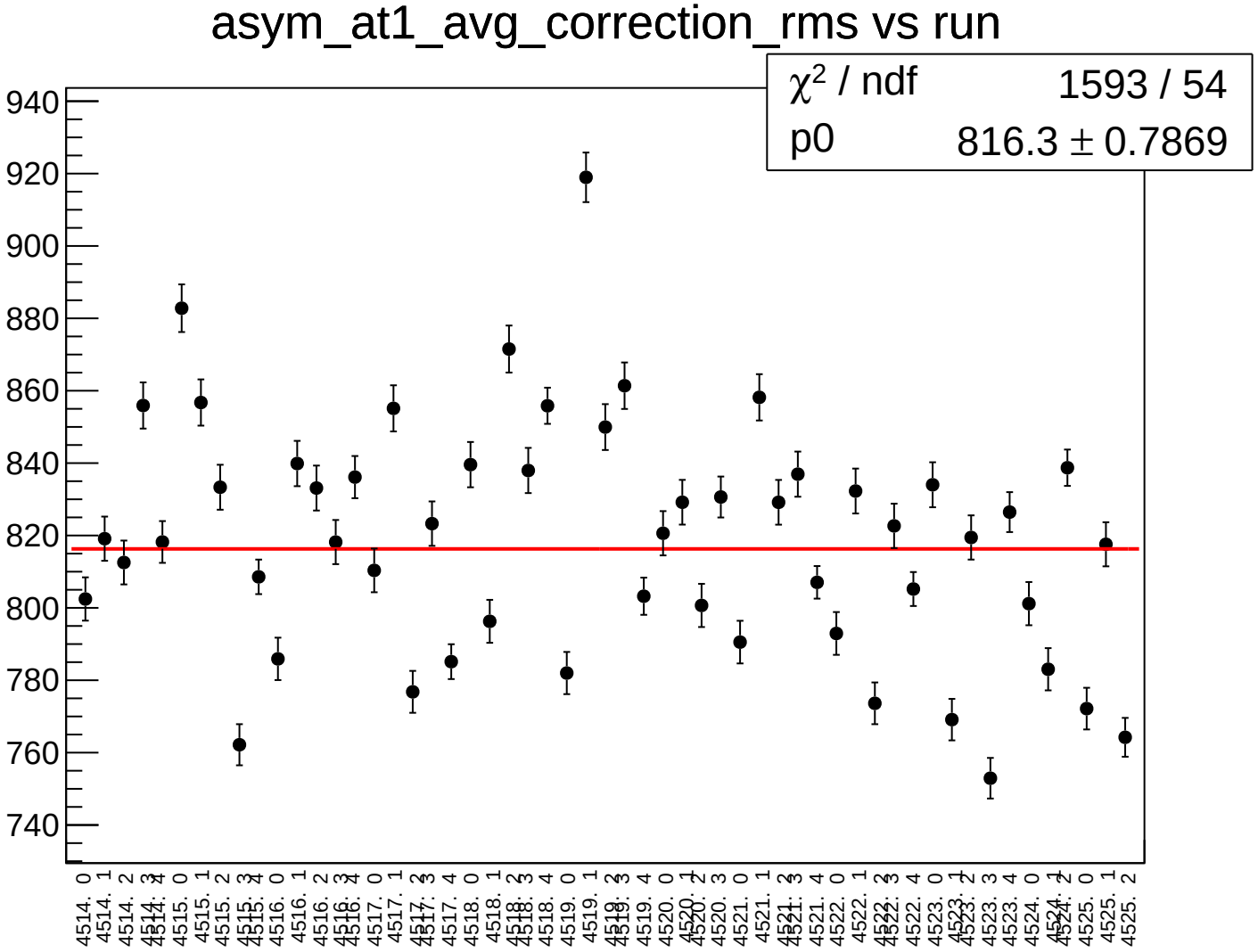
asym_at1_avg_correction_rms vs run
χ² / ndf 1593 / 54
p0 816.3 ± 0.7869
940
920
900
880
860
840
820
800
780
760
740
4514. 0
4514. 1
4514. 2
4514. 3
4514. 4
4515. 0
4515. 1
4515. 2
4515. 3
4515. 4
4516. 0
4516. 1
4516. 2
4516. 3
4516. 4
4517. 0
4517. 1
4517. 2
4517. 3
4517. 4
4518. 0
4518. 1
4518. 2
4518. 3
4518. 4
4519. 0
4519. 1
4519. 2
4519. 3
4519. 4
4520. 0
4520. 1
4520. 2
4520. 3
4521. 0
4521. 1
4521. 2
4521. 3
4521. 4
4522. 0
4522. 1
4522. 2
4522. 3
4522. 4
4523. 0
4523. 1
4523. 2
4523. 3
4523. 4
4524. 0
4524. 1
4524. 2
4525. 0
4525. 1
4525. 2

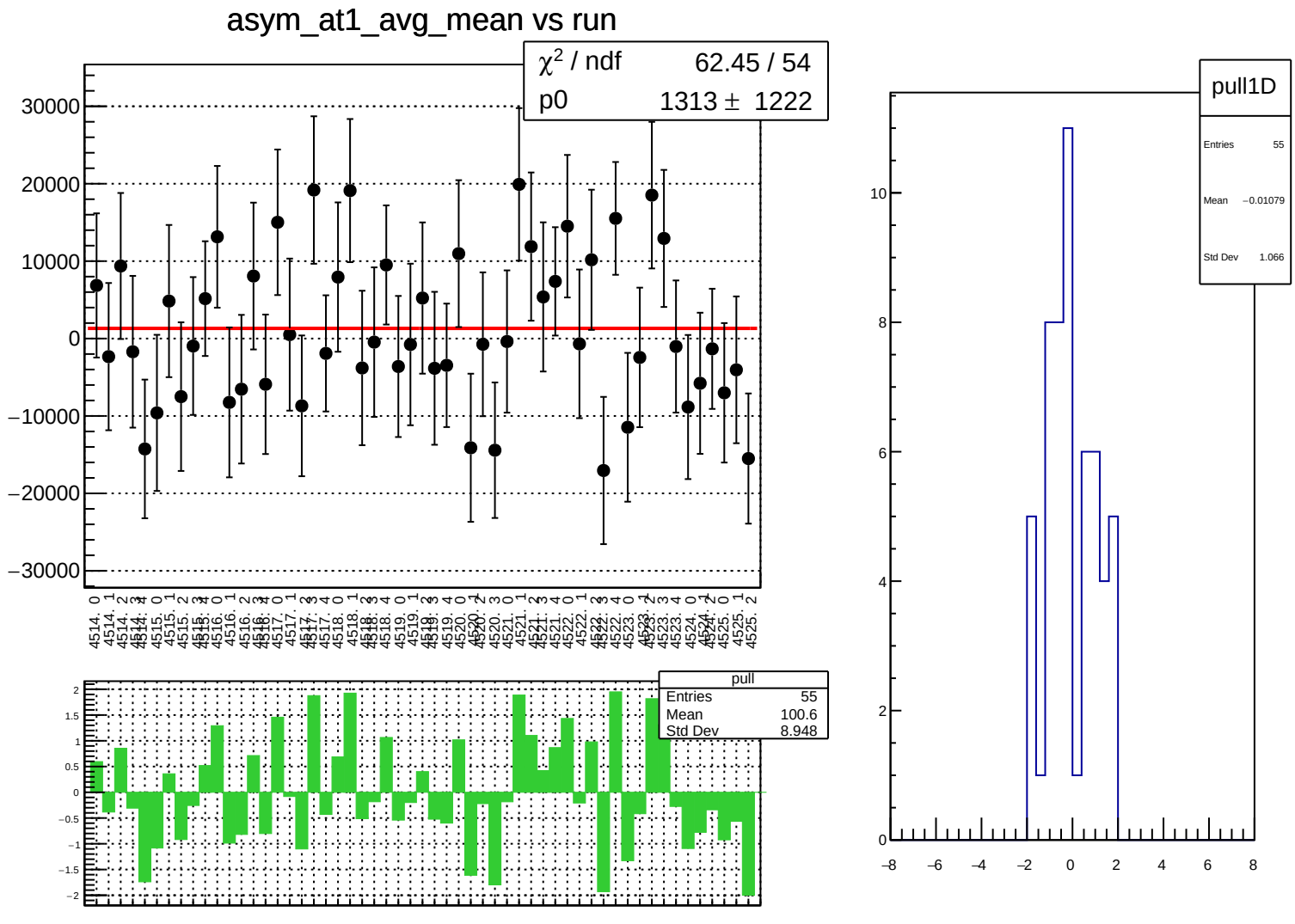
asym_at1_avg_mean vs run
χ² / ndf 62.45 / 54
p0 1313 ± 1222
pull
Entries 55
Mean 100.6
Std Dev 8.948
pull1D
Entries 55
Mean −0.01079
Std Dev 1.066

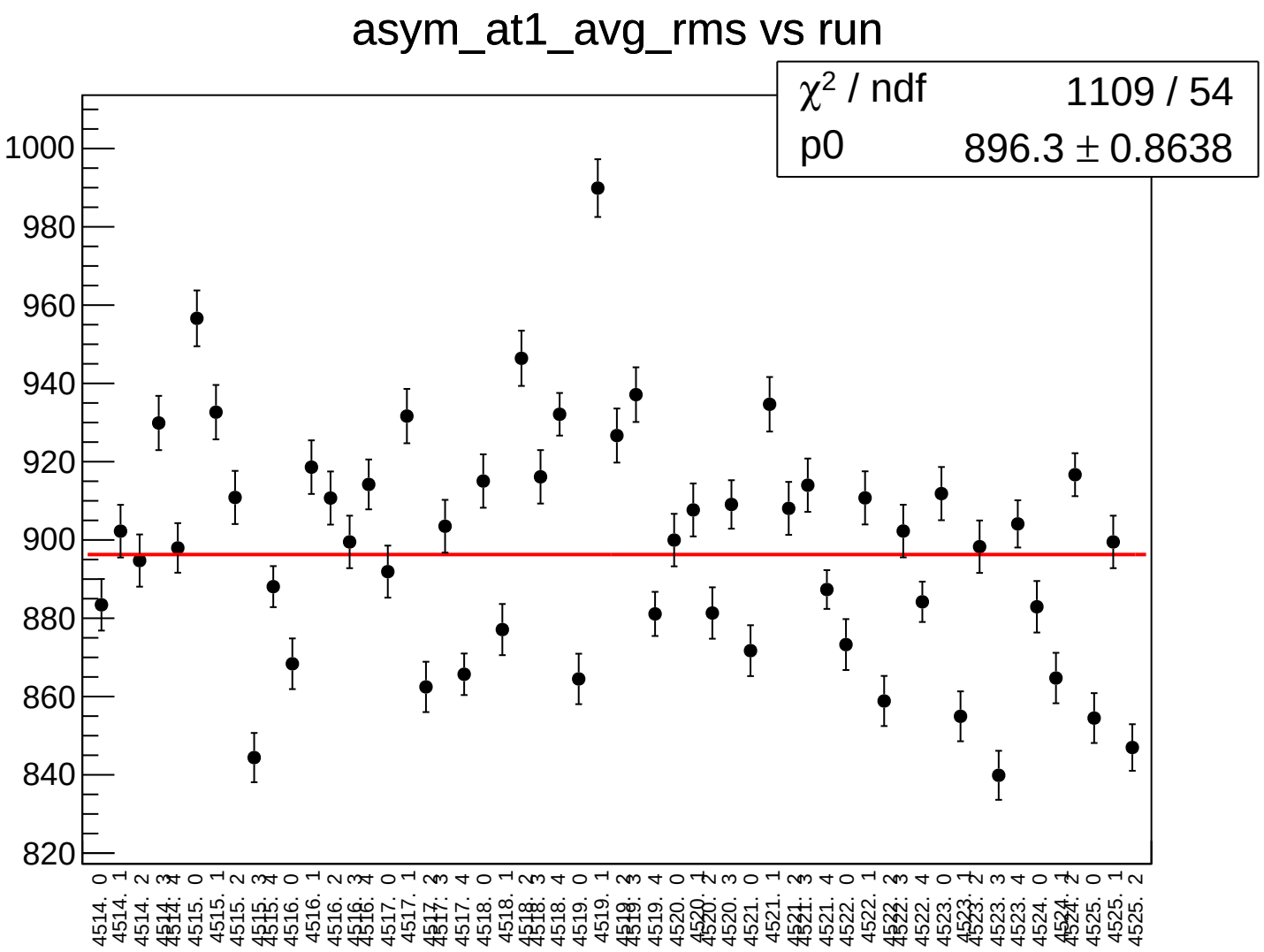
asym_at1_avg_rms vs run
χ² / ndf 1109 / 54
p0 896.3 ± 0.8638
1000
980
960
940
920
900
880
860
840
820
4514. 0
4514. 1
4514. 2
4514. 3
4514. 4
4515. 0
4515. 1
4515. 2
4515. 3
4515. 4
4516. 0
4516. 1
4516. 2
4516. 3
4516. 4
4517. 0
4517. 1
4517. 2
4517. 3
4517. 4
4518. 0
4518. 1
4518. 2
4518. 3
4518. 4
4519. 0
4519. 1
4519. 2
4519. 3
4519. 4
4520. 0
4520. 1
4520. 2
4520. 3
4521. 0
4521. 1
4521. 2
4521. 3
4521. 4
4522. 0
4522. 1
4522. 2
4522. 3
4522. 4
4523. 0
4523. 1
4523. 2
4523. 3
4523. 4
4524. 0
4524. 1
4524. 2
4525. 0
4525. 1
4525. 2

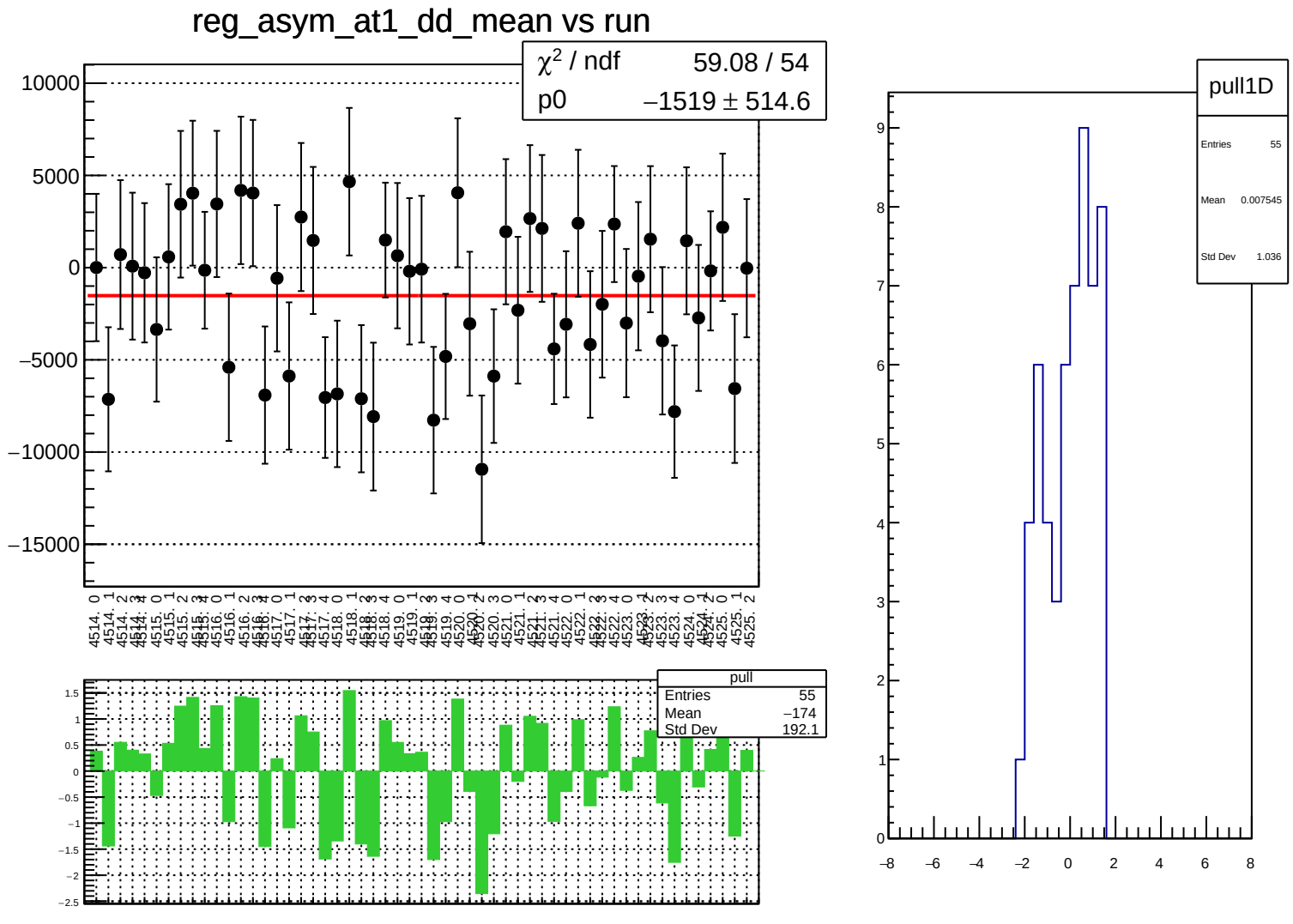
reg_asym_at1_dd_mean vs run
χ² / ndf 59.08 / 54
p0 −1519 ± 514.6
pull
Entries 55
Mean −174
Std Dev 192.1
pull1D
Entries 55
Mean 0.007545
Std Dev 1.036

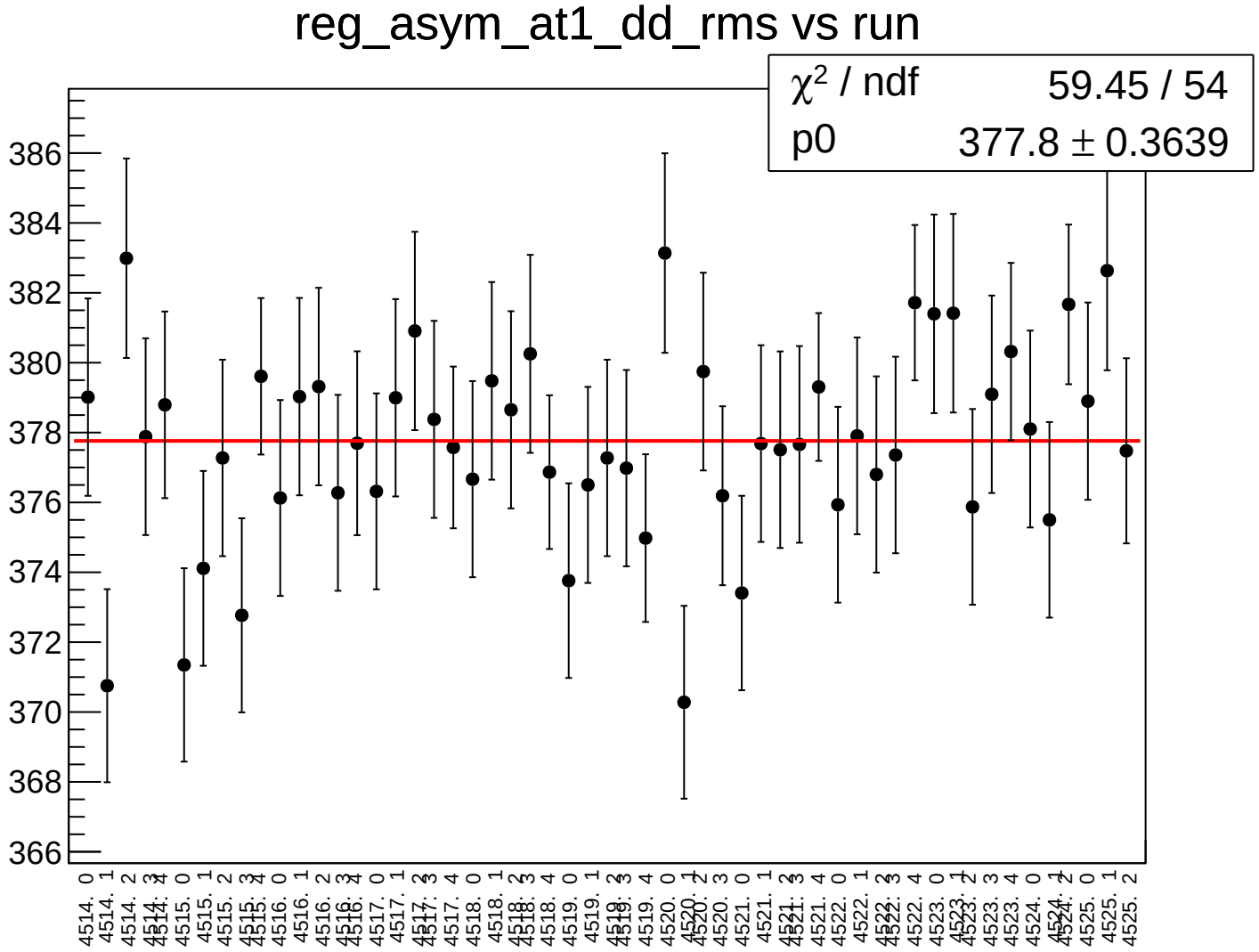
reg_asym_at1_dd_rms vs run
χ² / ndf 59.45 / 54
p0 377.8 ± 0.3639
386
384
382
380
378
376
374
372
370
368
366
4514. 0
4514. 1
4514. 2
4514. 3
4514. 4
4515. 0
4515. 1
4515. 2
4515. 3
4515. 4
4516. 0
4516. 1
4516. 2
4516. 3
4516. 4
4517. 0
4517. 1
4517. 2
4517. 3
4517. 4
4518. 0
4518. 1
4518. 2
4518. 3
4518. 4
4519. 0
4519. 1
4519. 2
4519. 3
4519. 4
4520. 0
4520. 1
4520. 2
4520. 3
4521. 0
4521. 1
4521. 2
4521. 3
4521. 4
4522. 0
4522. 1
4522. 2
4522. 3
4522. 4
4523. 0
4523. 1
4523. 2
4523. 3
4523. 4
4524. 0
4524. 1
4524. 2
4525. 0
4525. 1
4525. 2

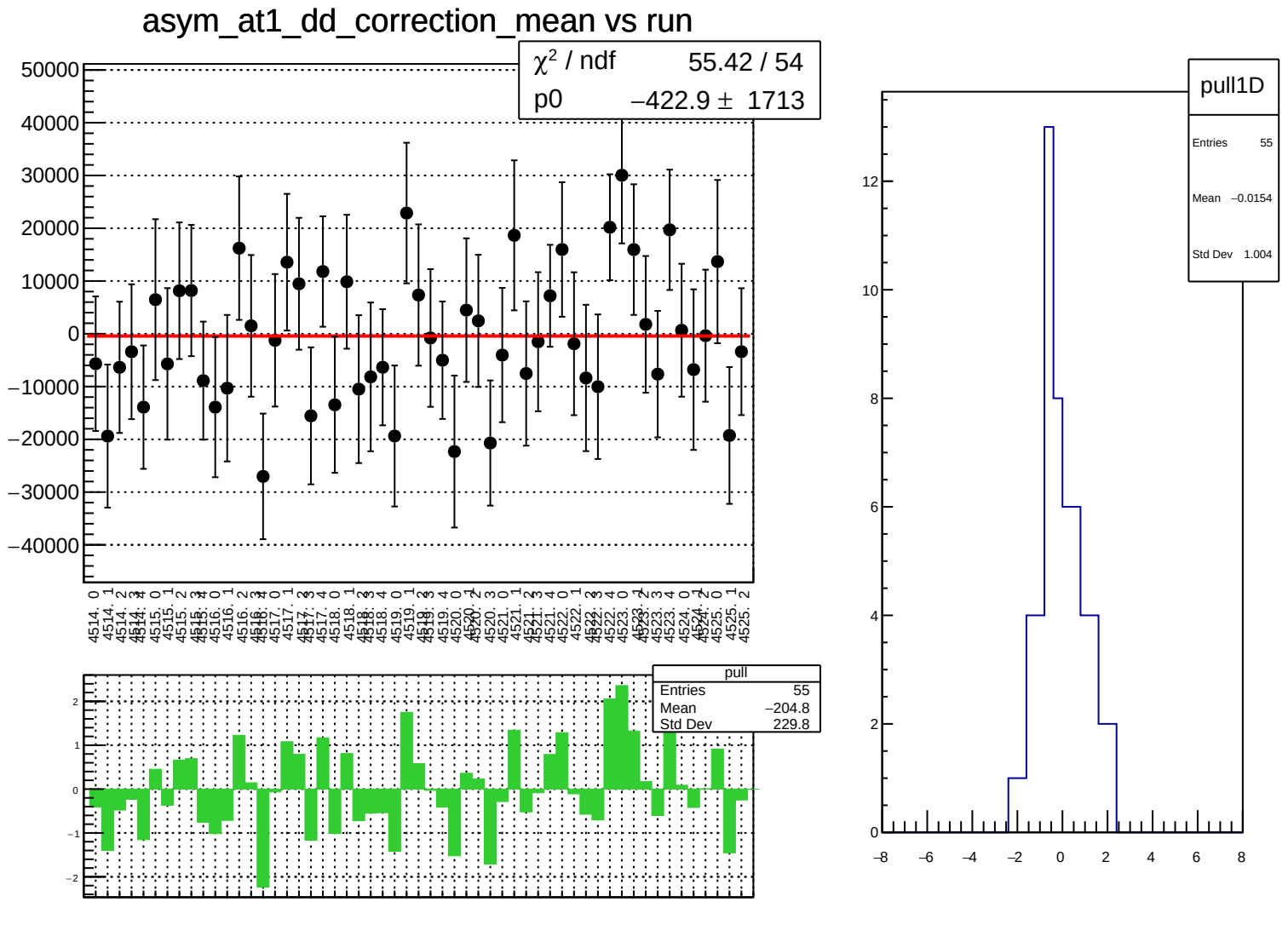
asym_at1_dd_correction_mean vs run
χ² / ndf 55.42 / 54
p0 −422.9 ± 1713
pull
Entries 55
Mean −204.8
Std Dev 229.8
pull1D
Entries 55
Mean −0.0154
Std Dev 1.004

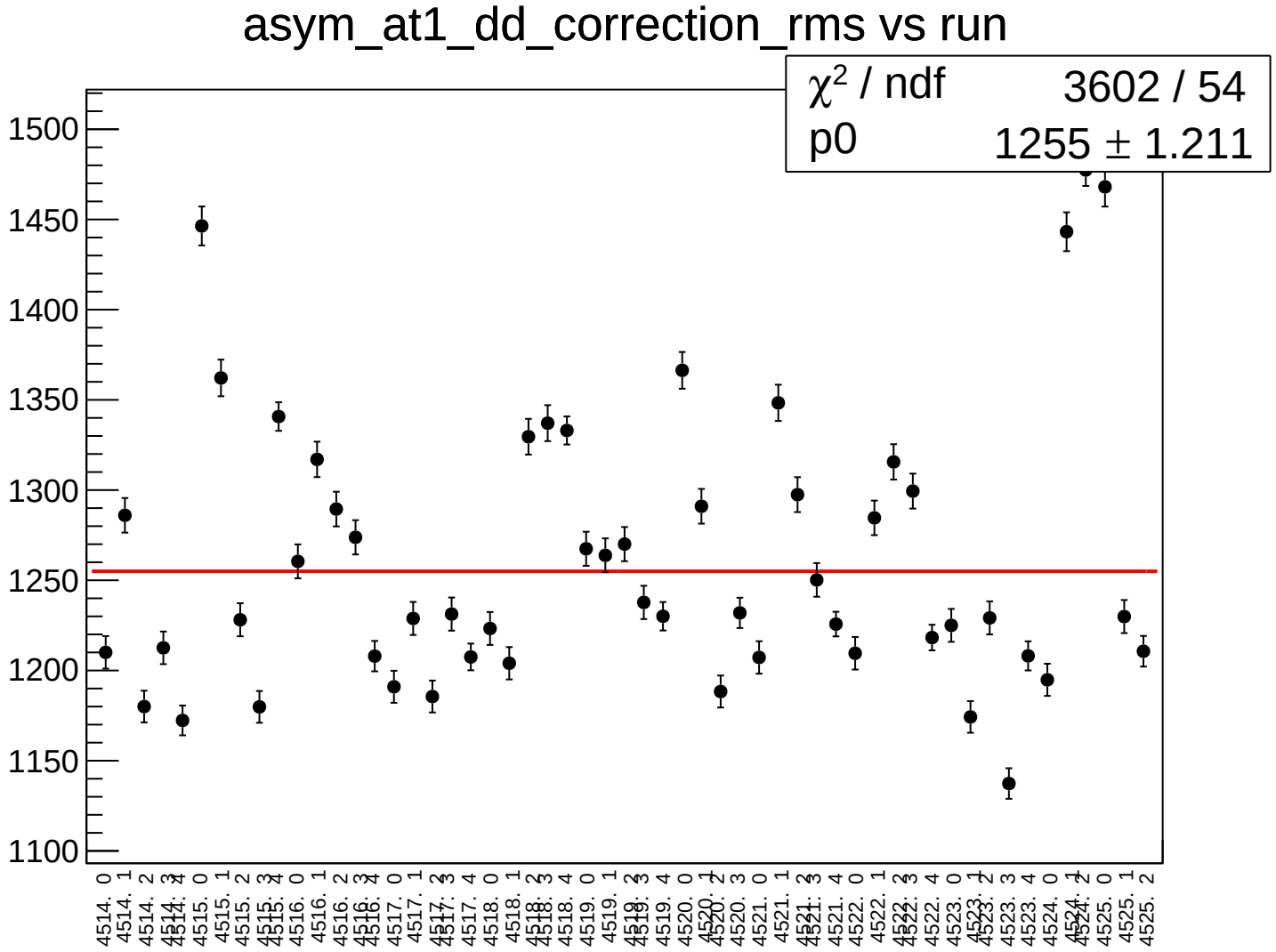
asym_at1_dd_correction_rms vs run
χ² / ndf 3602 / 54
p0 1255 ± 1.211
1500
1450
1400
1350
1300
1250
1200
1150
1100
4514. 0
4514. 1
4514. 2
4514. 3
4514. 4
4515. 0
4515. 1
4515. 2
4515. 3
4515. 4
4516. 0
4516. 1
4516. 2
4516. 3
4516. 4
4517. 0
4517. 1
4517. 2
4517. 3
4517. 4
4518. 0
4518. 1
4518. 2
4518. 3
4518. 4
4519. 0
4519. 1
4519. 2
4519. 3
4519. 4
4520. 0
4520. 1
4520. 2
4520. 3
4521. 0
4521. 1
4521. 2
4521. 3
4521. 4
4522. 0
4522. 1
4522. 2
4522. 3
4522. 4
4523. 0
4523. 1
4523. 2
4523. 3
4523. 4
4524. 0
4524. 1
4524. 2
4525. 0
4525. 1
4525. 2

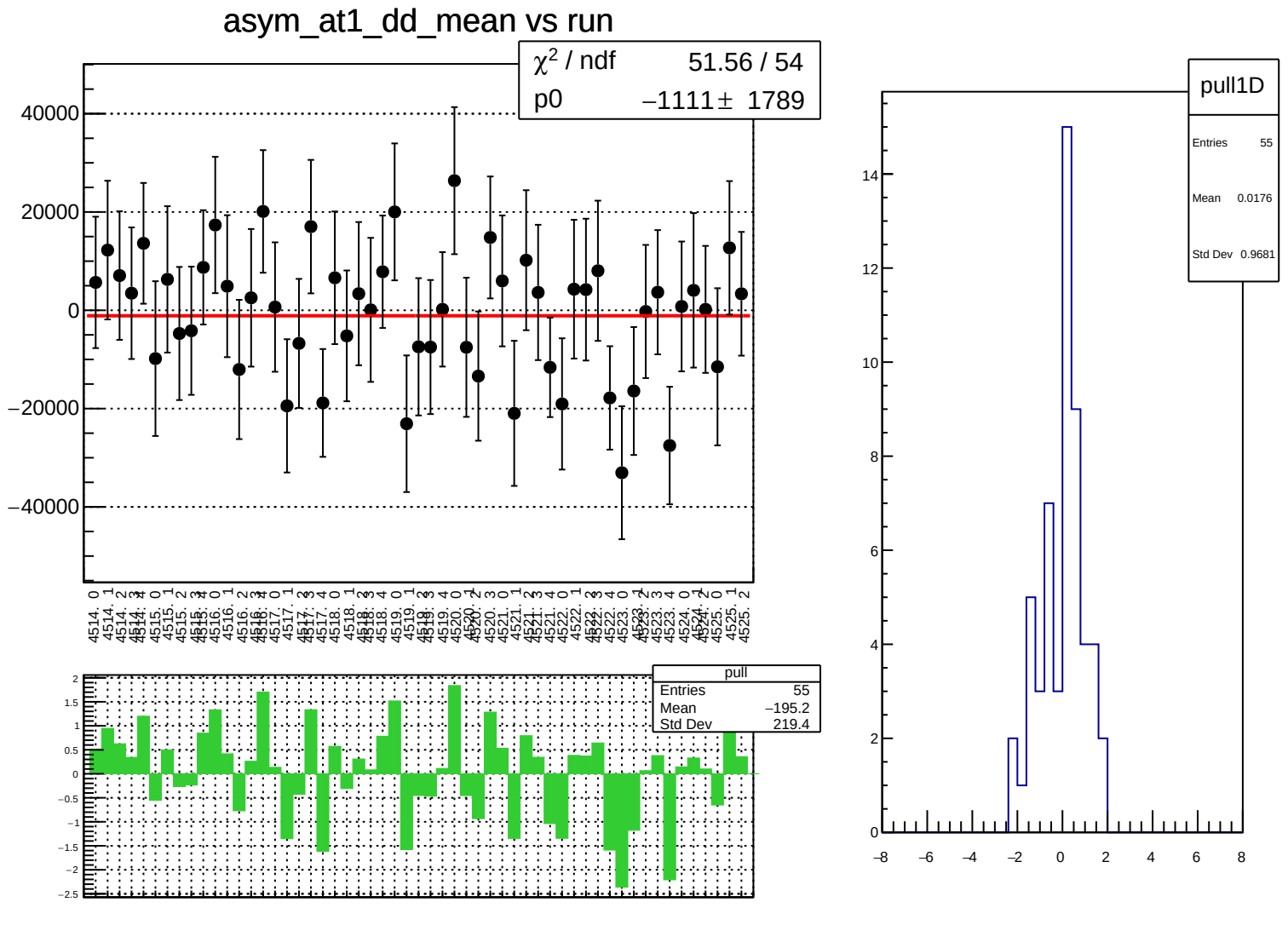
asym_at1_dd_mean vs run
χ² / ndf 51.56 / 54
p0 −1111 ± 1789
40000
20000
0
−20000
−40000
pull
Entries 55
Mean −195.2
Std Dev 219.4
pull1D
Entries 55
Mean 0.0176
Std Dev 0.9681

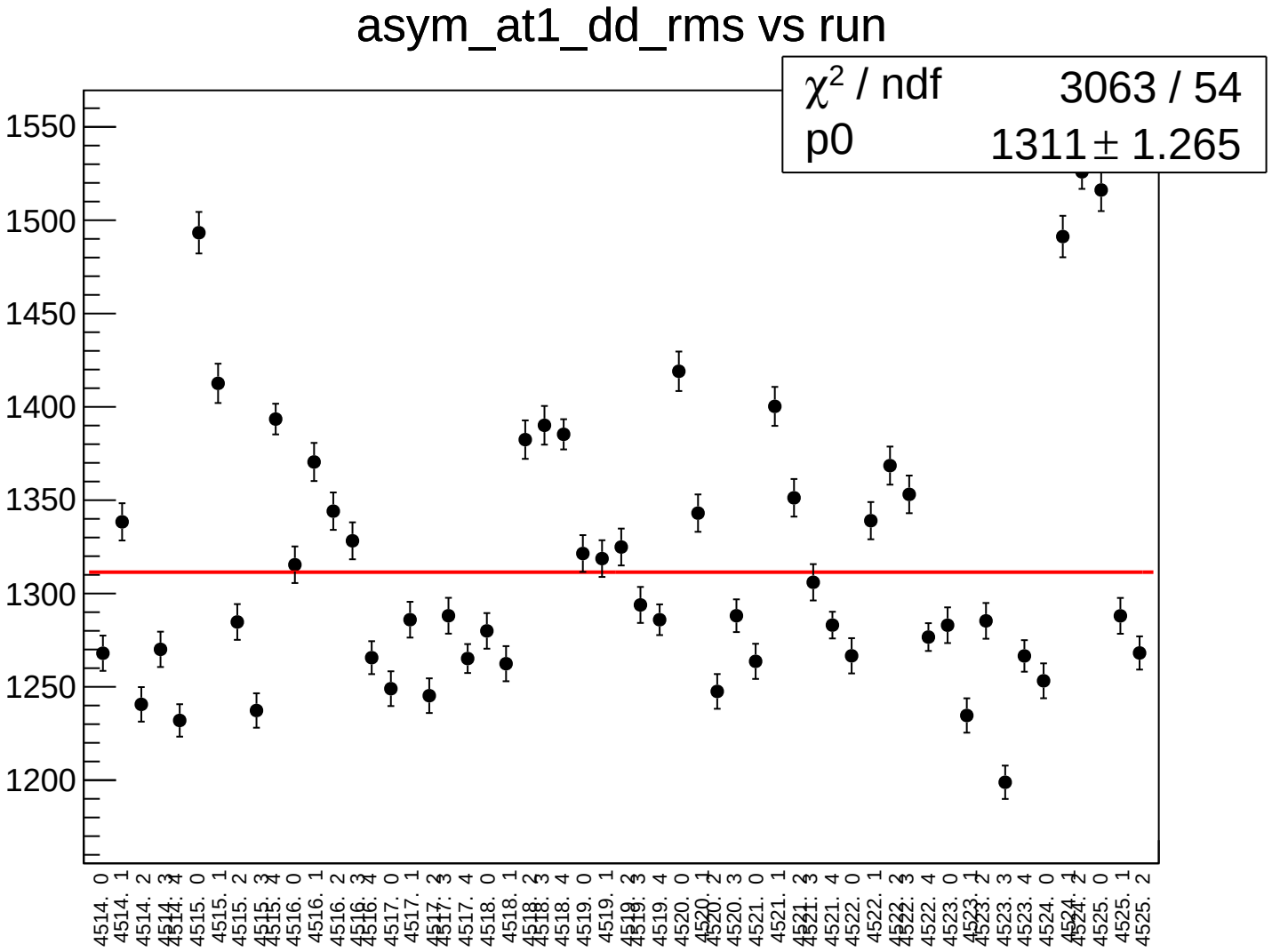
asym_at1_dd_rms vs run
χ² / ndf 3063 / 54
p0 1311 ± 1.265
1550
1500
1450
1400
1350
1300
1250
1200
4514. 0
4514. 1
4514. 2
4514. 3
4514. 4
4515. 0
4515. 1
4515. 2
4515. 3
4515. 4
4516. 0
4516. 1
4516. 2
4516. 3
4516. 4
4517. 0
4517. 1
4517. 2
4517. 3
4517. 4
4518. 0
4518. 1
4518. 2
4518. 3
4518. 4
4519. 0
4519. 1
4519. 2
4519. 3
4519. 4
4520. 0
4520. 1
4520. 2
4520. 3
4521. 0
4521. 1
4521. 2
4521. 3
4521. 4
4522. 0
4522. 1
4522. 2
4522. 3
4522. 4
4523. 0
4523. 1
4523. 2
4523. 3
4523. 4
4524. 0
4524. 1
4524. 2
4525. 0
4525. 1
4525. 2

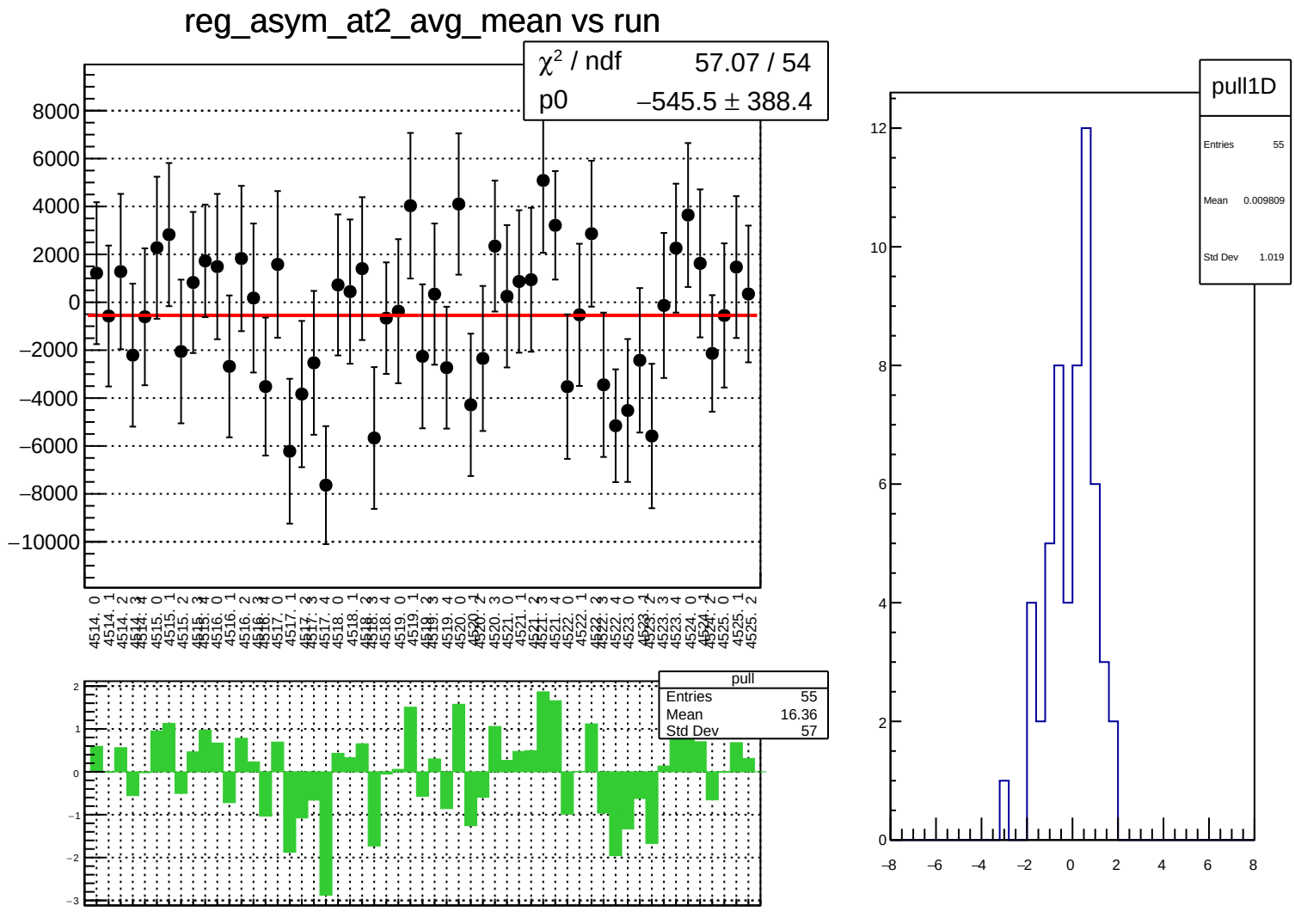
reg_asym_at2_avg_mean vs run
χ² / ndf 57.07 / 54
p0 −545.5 ± 388.4
pull
Entries 55
Mean 16.36
Std Dev 57
pull1D
Entries 55
Mean 0.009809
Std Dev 1.019

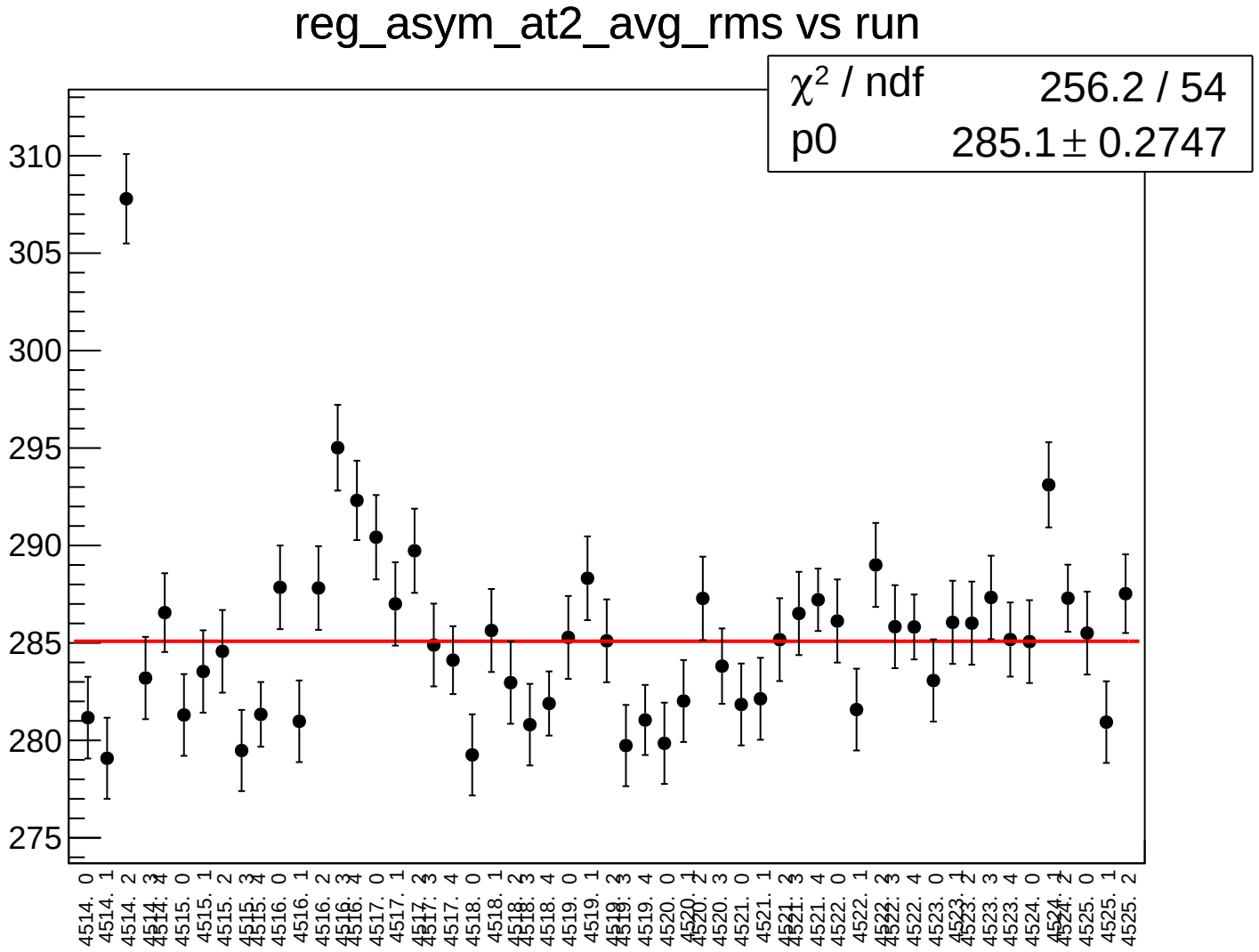
reg_asym_at2_avg_rms vs run
χ² / ndf 256.2 / 54
p0 285.1 ± 0.2747
310
305
300
295
290
285
280
275
4514. 0
4514. 1
4514. 2
4514. 3
4514. 4
4515. 0
4515. 1
4515. 2
4515. 3
4515. 4
4516. 0
4516. 1
4516. 2
4516. 3
4516. 4
4517. 0
4517. 1
4517. 2
4517. 3
4517. 4
4518. 0
4518. 1
4518. 2
4518. 3
4518. 4
4519. 0
4519. 1
4519. 2
4519. 3
4519. 4
4520. 0
4520. 1
4520. 2
4520. 3
4521. 0
4521. 1
4521. 2
4521. 3
4521. 4
4522. 0
4522. 1
4522. 2
4522. 3
4522. 4
4523. 0
4523. 1
4523. 2
4523. 3
4523. 4
4524. 0
4524. 1
4524. 2
4525. 0
4525. 1
4525. 2

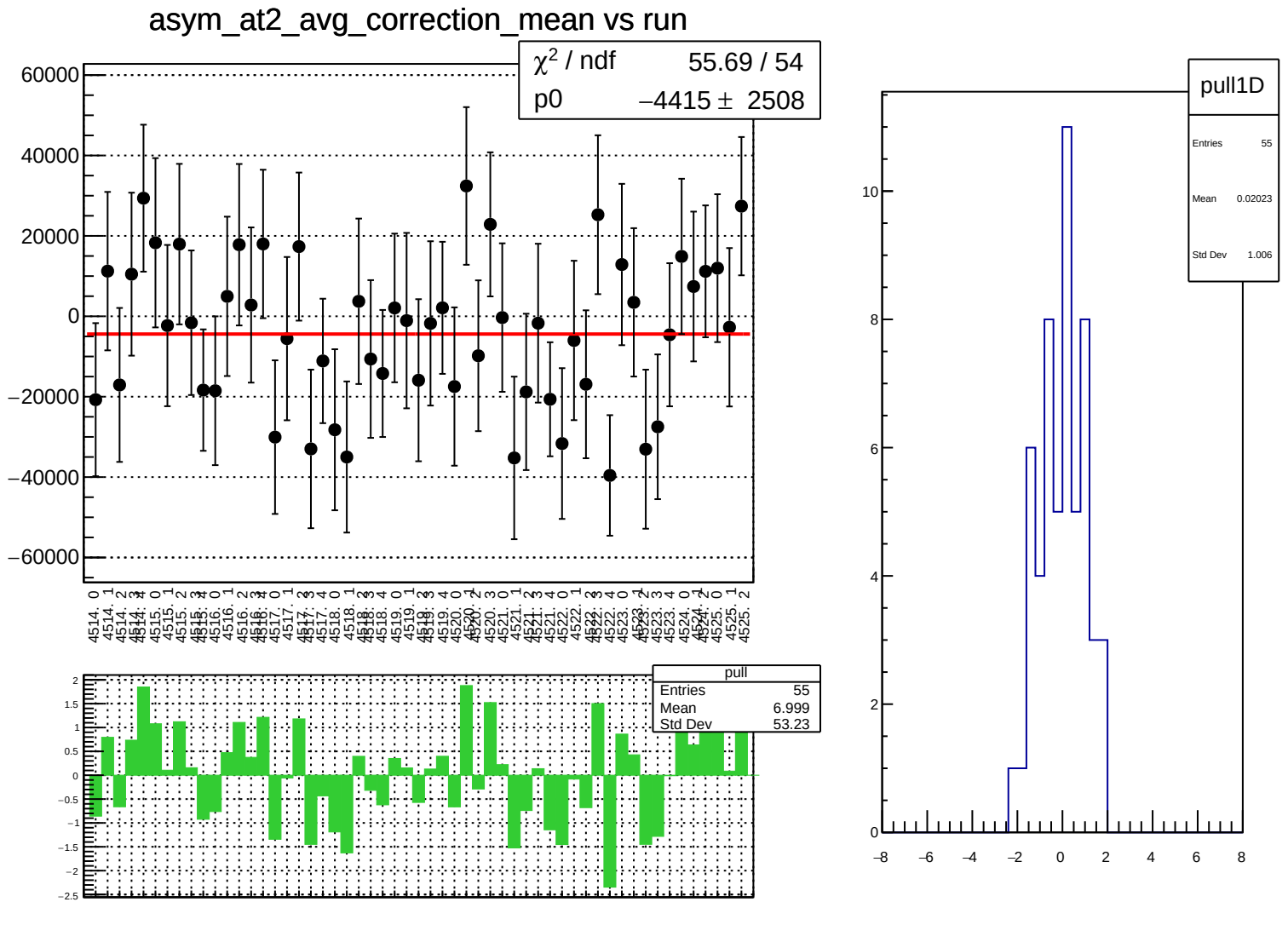
asym_at2_avg_correction_mean vs run
χ² / ndf 55.69 / 54
p0 −4415 ± 2508
pull
Entries 55
Mean 6.999
Std Dev 53.23
pull1D
Entries 55
Mean 0.02023
Std Dev 1.006

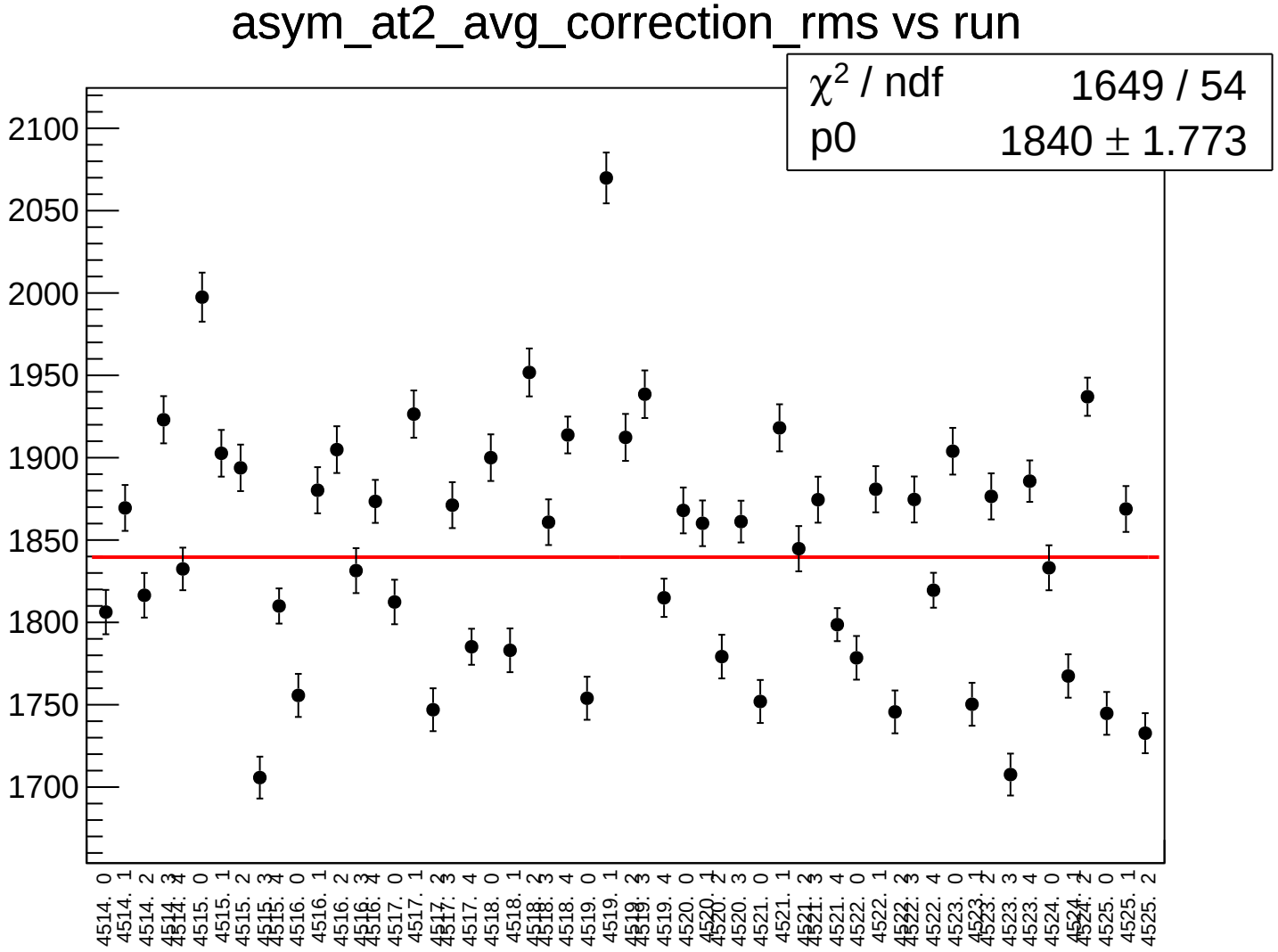
asym_at2_avg_correction_rms vs run
χ² / ndf 1649 / 54
p0 1840 ± 1.773
2100
2050
2000
1950
1900
1850
1800
1750
1700
4514. 0
4514. 1
4514. 2
4514. 3
4514. 4
4515. 0
4515. 1
4515. 2
4515. 3
4515. 4
4516. 0
4516. 1
4516. 2
4516. 3
4516. 4
4517. 0
4517. 1
4517. 2
4517. 3
4517. 4
4518. 0
4518. 1
4518. 2
4518. 3
4518. 4
4519. 0
4519. 1
4519. 2
4519. 3
4519. 4
4520. 0
4520. 1
4520. 2
4520. 3
4521. 0
4521. 1
4521. 2
4521. 3
4521. 4
4522. 0
4522. 1
4522. 2
4522. 3
4522. 4
4523. 0
4523. 1
4523. 2
4523. 3
4523. 4
4524. 0
4524. 1
4524. 2
4525. 0
4525. 1
4525. 2

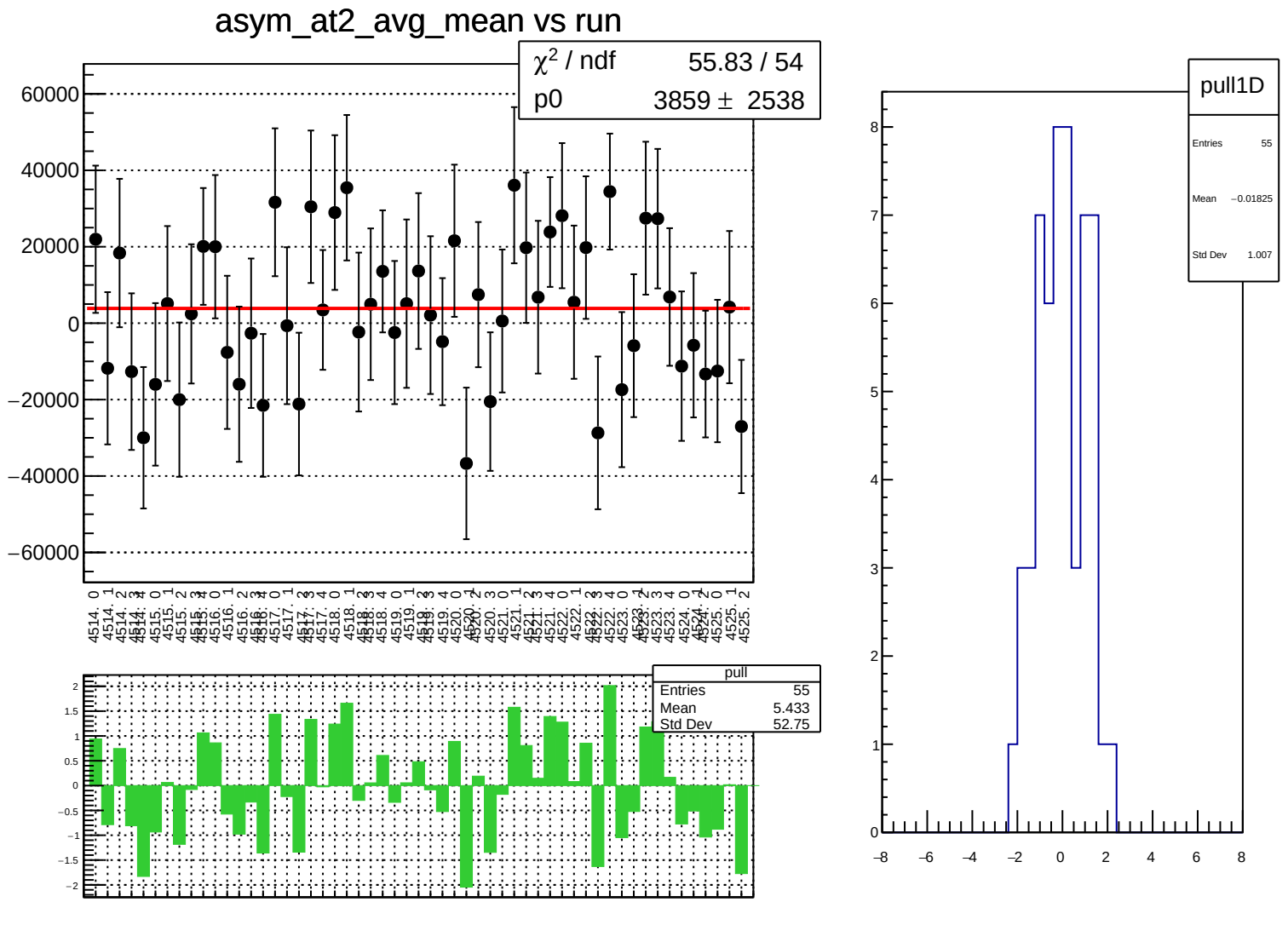
asym_at2_avg_mean vs run
χ² / ndf 55.83 / 54
p0 3859 ± 2538
pull
Entries 55
Mean 5.433
Std Dev 52.75
pull1D
Entries 55
Mean −0.01825
Std Dev 1.007

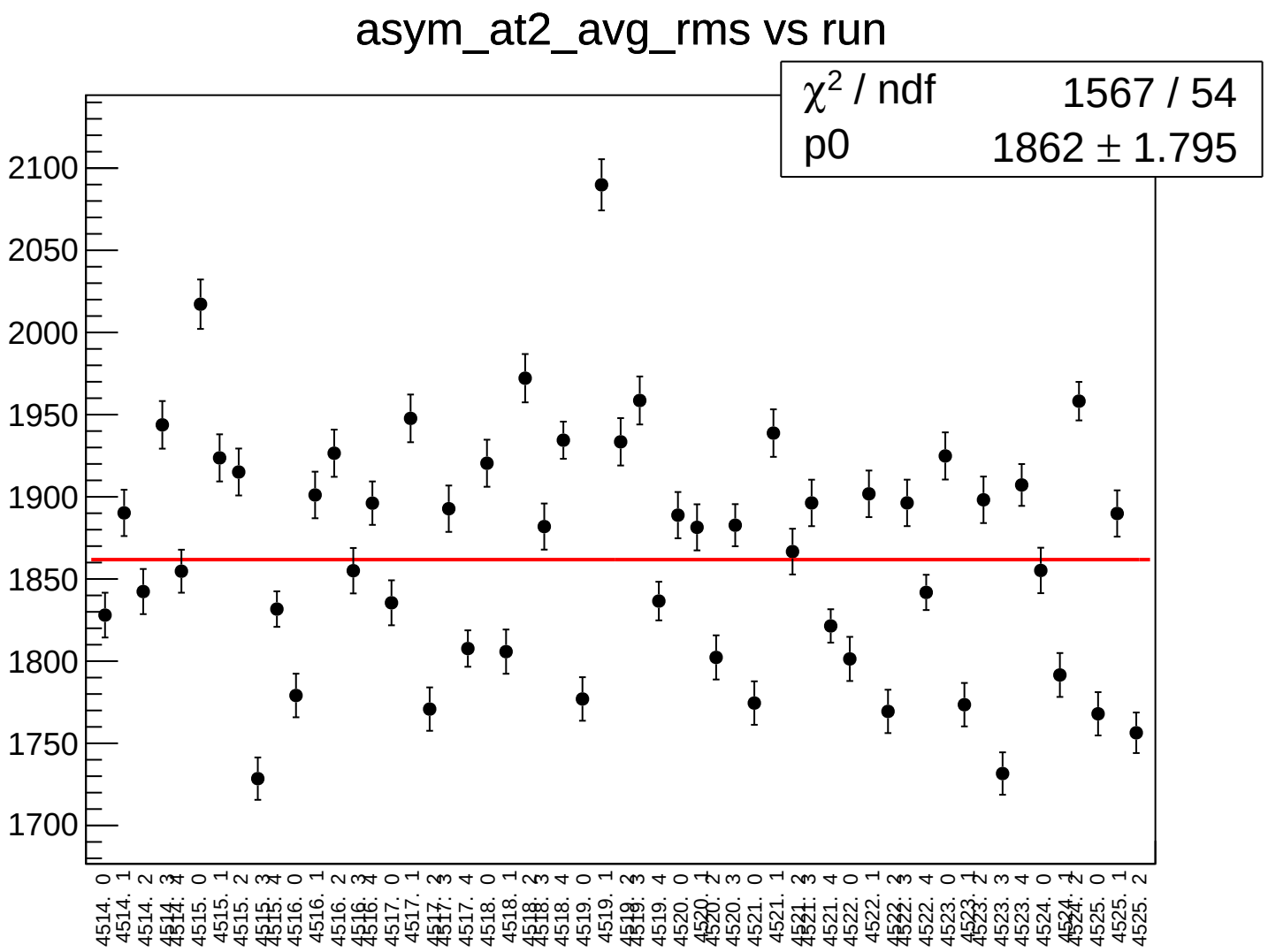
asym_at2_avg_rms vs run
χ² / ndf 1567 / 54
p0 1862 ± 1.795
2100
2050
2000
1950
1900
1850
1800
1750
1700
4514. 0
4514. 1
4514. 2
4514. 3
4514. 4
4515. 0
4515. 1
4515. 2
4515. 3
4515. 4
4516. 0
4516. 1
4516. 2
4516. 3
4516. 4
4517. 0
4517. 1
4517. 2
4517. 3
4517. 4
4518. 0
4518. 1
4518. 2
4518. 3
4518. 4
4519. 0
4519. 1
4519. 2
4519. 3
4519. 4
4520. 0
4520. 1
4520. 2
4520. 3
4521. 0
4521. 1
4521. 2
4521. 3
4521. 4
4522. 0
4522. 1
4522. 2
4522. 3
4522. 4
4523. 0
4523. 1
4523. 2
4523. 3
4523. 4
4524. 0
4524. 1
4524. 2
4525. 0
4525. 1
4525. 2

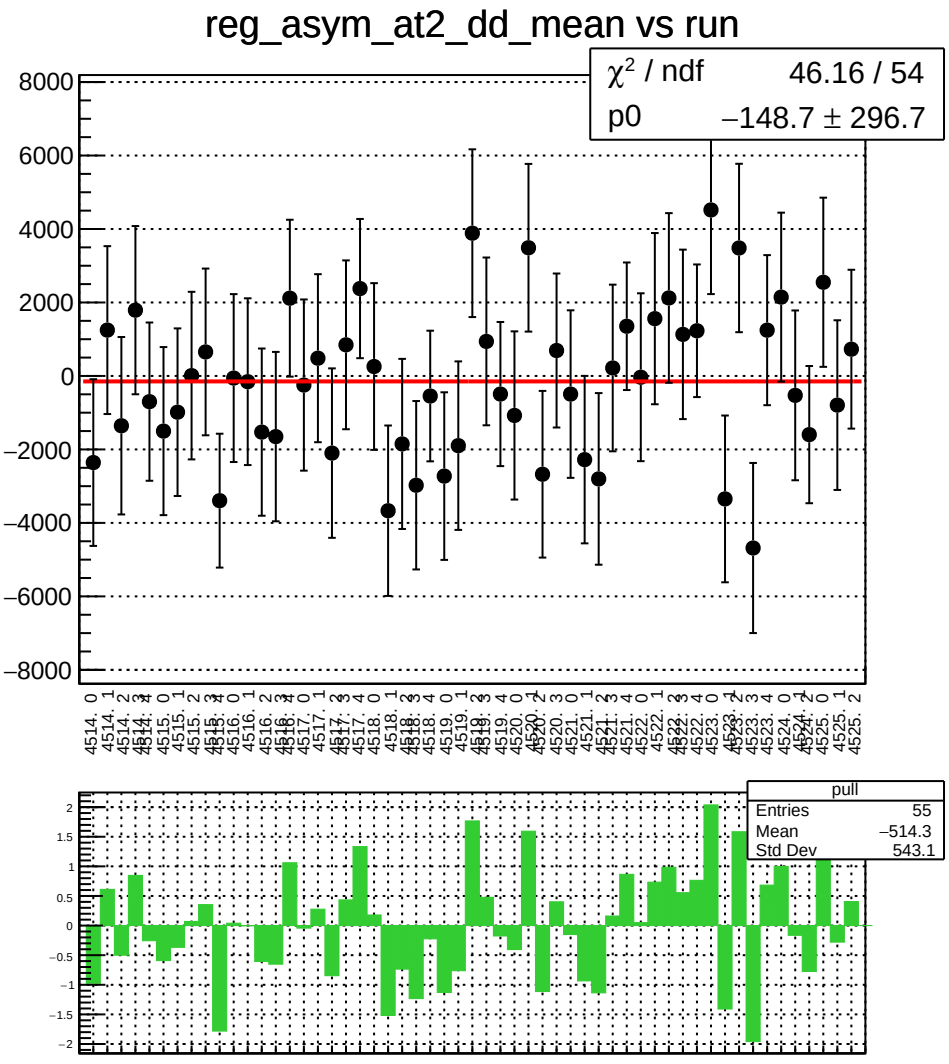
reg_asym_at2_dd_mean vs run
χ² / ndf 46.16 / 54
p0 −148.7 ± 296.7
pull
Entries 55
Mean −514.3
Std Dev 543.1

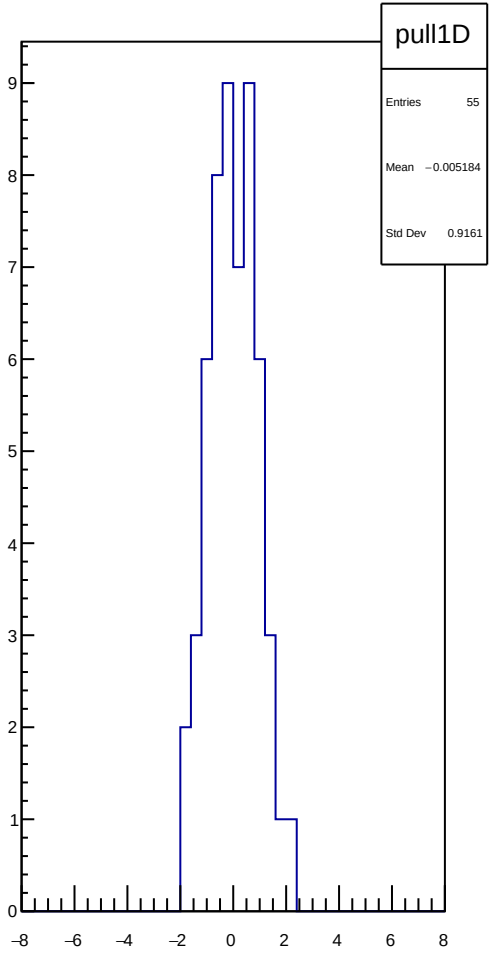
pull1D
Entries 55
Mean −0.005184
Std Dev 0.9161

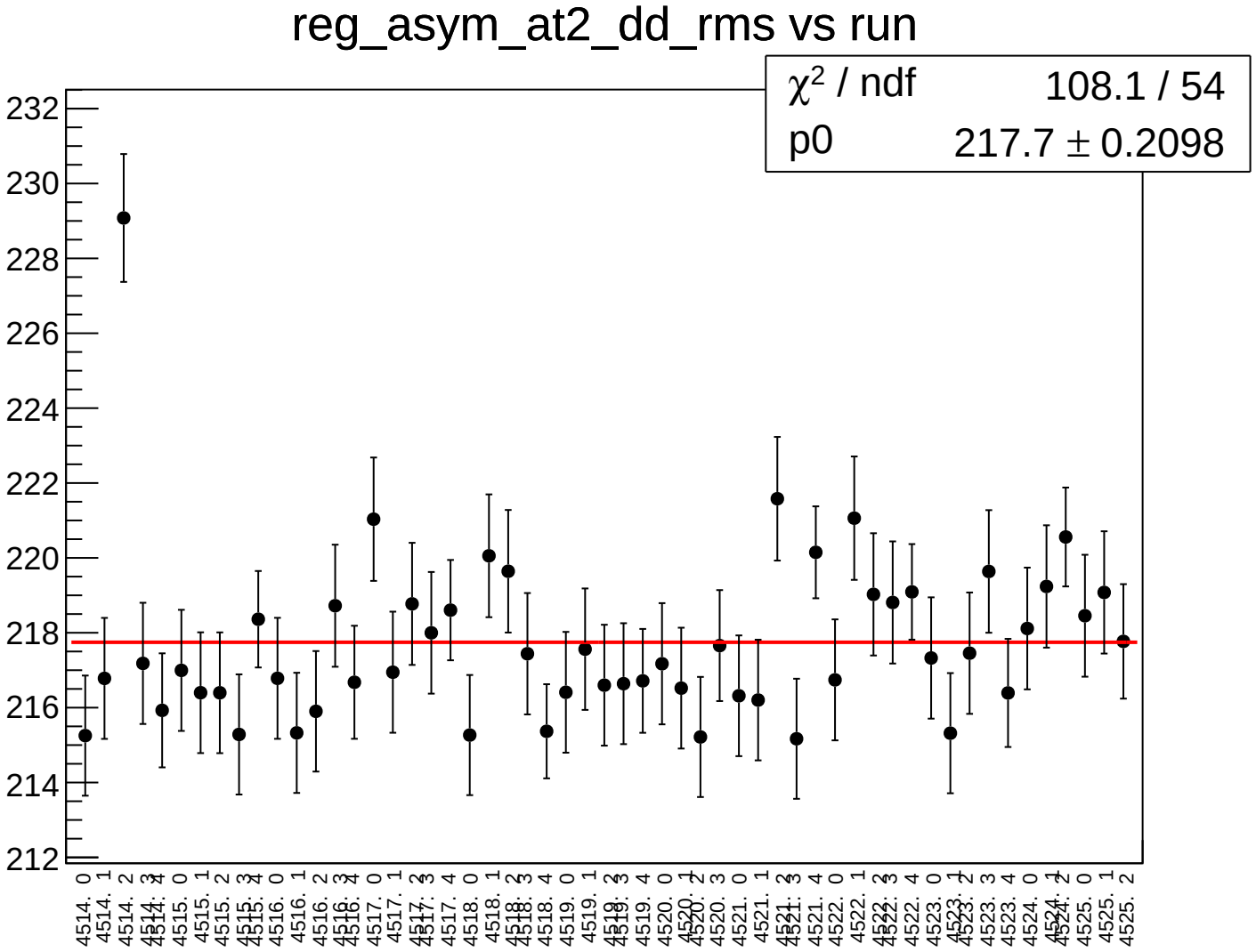
reg_asym_at2_dd_rms vs run
χ2 / ndf 108.1 / 54
p0 217.7 ± 0.2098
232
230
228
226
224
222
220
218
216
214
212
4514. 0
4514. 1
4514. 2
4514. 3
4514. 4
4515. 0
4515. 1
4515. 2
4515. 3
4515. 4
4516. 0
4516. 1
4516. 2
4516. 3
4516. 4
4517. 0
4517. 1
4517. 2
4517. 3
4517. 4
4518. 0
4518. 1
4518. 2
4518. 3
4518. 4
4519. 0
4519. 1
4519. 2
4519. 3
4519. 4
4520. 0
4520. 1
4520. 2
4520. 3
4521. 0
4521. 1
4521. 2
4521. 3
4521. 4
4522. 0
4522. 1
4522. 2
4522. 3
4522. 4
4523. 0
4523. 1
4523. 2
4523. 3
4523. 4
4524. 0
4524. 1
4524. 2
4525. 0
4525. 1
4525. 2

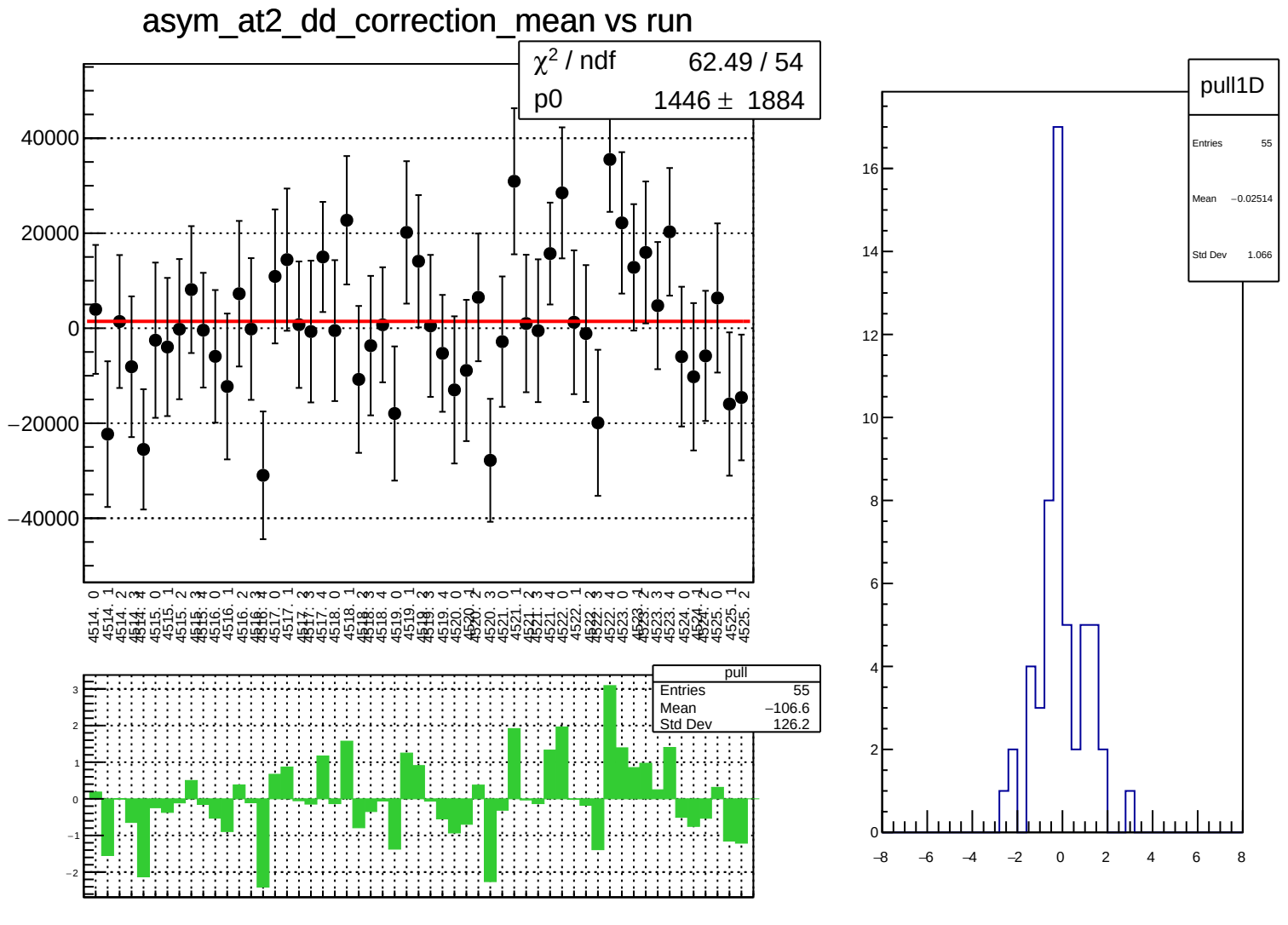
asym_at2_dd_correction_mean vs run
χ² / ndf 62.49 / 54
p0 1446 ± 1884
40000
20000
0
−20000
−40000
pull
Entries 55
Mean −106.6
Std Dev 126.2
pull1D
Entries 55
Mean −0.02514
Std Dev 1.066

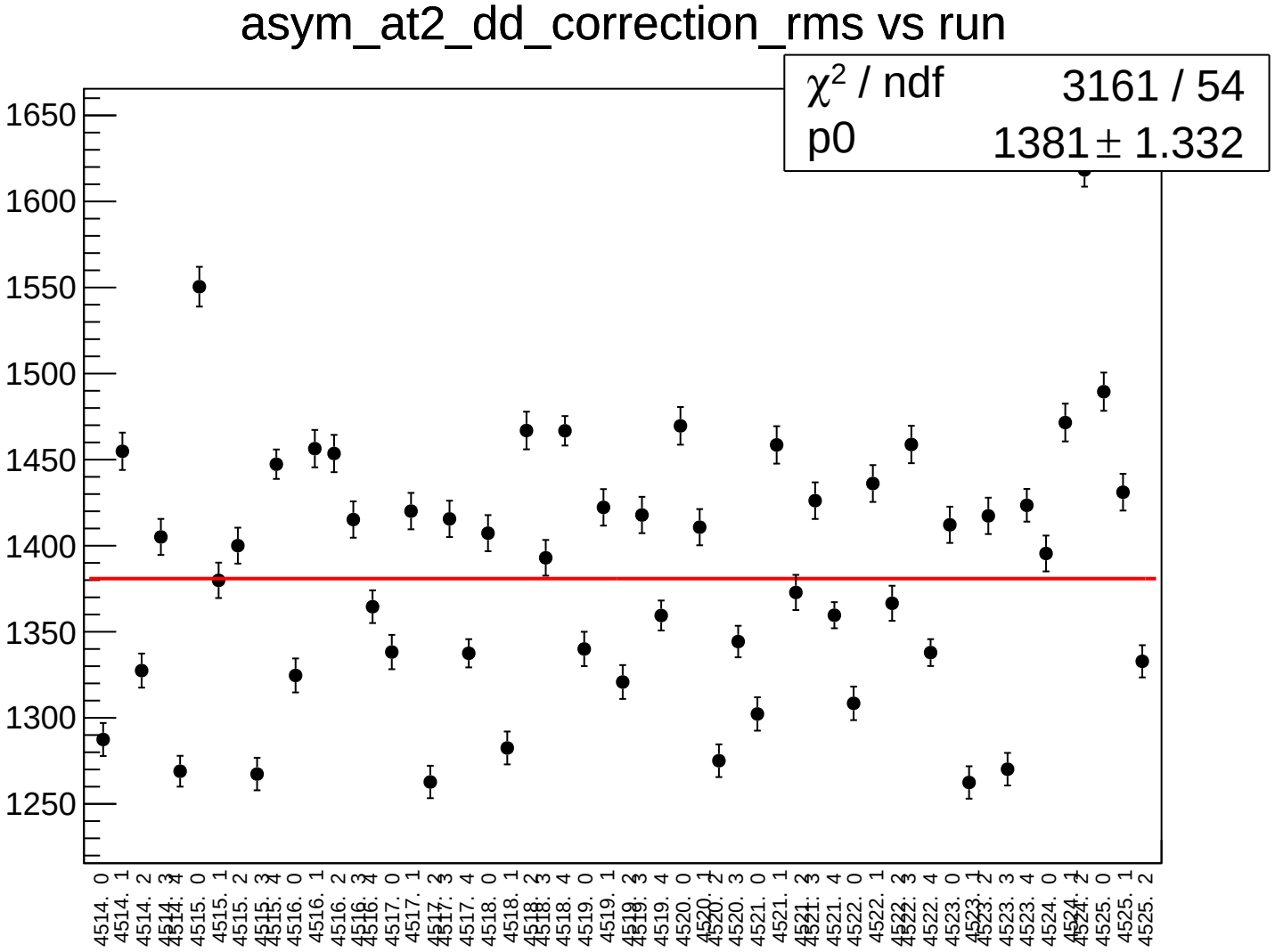
asym_at2_dd_correction_rms vs run
χ² / ndf 3161 / 54
p0 1381 ± 1.332
1650
1600
1550
1500
1450
1400
1350
1300
1250
4514. 0
4514. 1
4514. 2
4514. 3
4514. 4
4515. 0
4515. 1
4515. 2
4515. 3
4515. 4
4516. 0
4516. 1
4516. 2
4516. 3
4516. 4
4517. 0
4517. 1
4517. 2
4517. 3
4517. 4
4518. 0
4518. 1
4518. 2
4518. 3
4518. 4
4519. 0
4519. 1
4519. 2
4519. 3
4519. 4
4520. 0
4520. 1
4520. 2
4520. 3
4521. 0
4521. 1
4521. 2
4521. 3
4521. 4
4522. 0
4522. 1
4522. 2
4522. 3
4522. 4
4523. 0
4523. 1
4523. 2
4523. 3
4523. 4
4524. 0
4524. 1
4524. 2
4525. 0
4525. 1
4525. 2

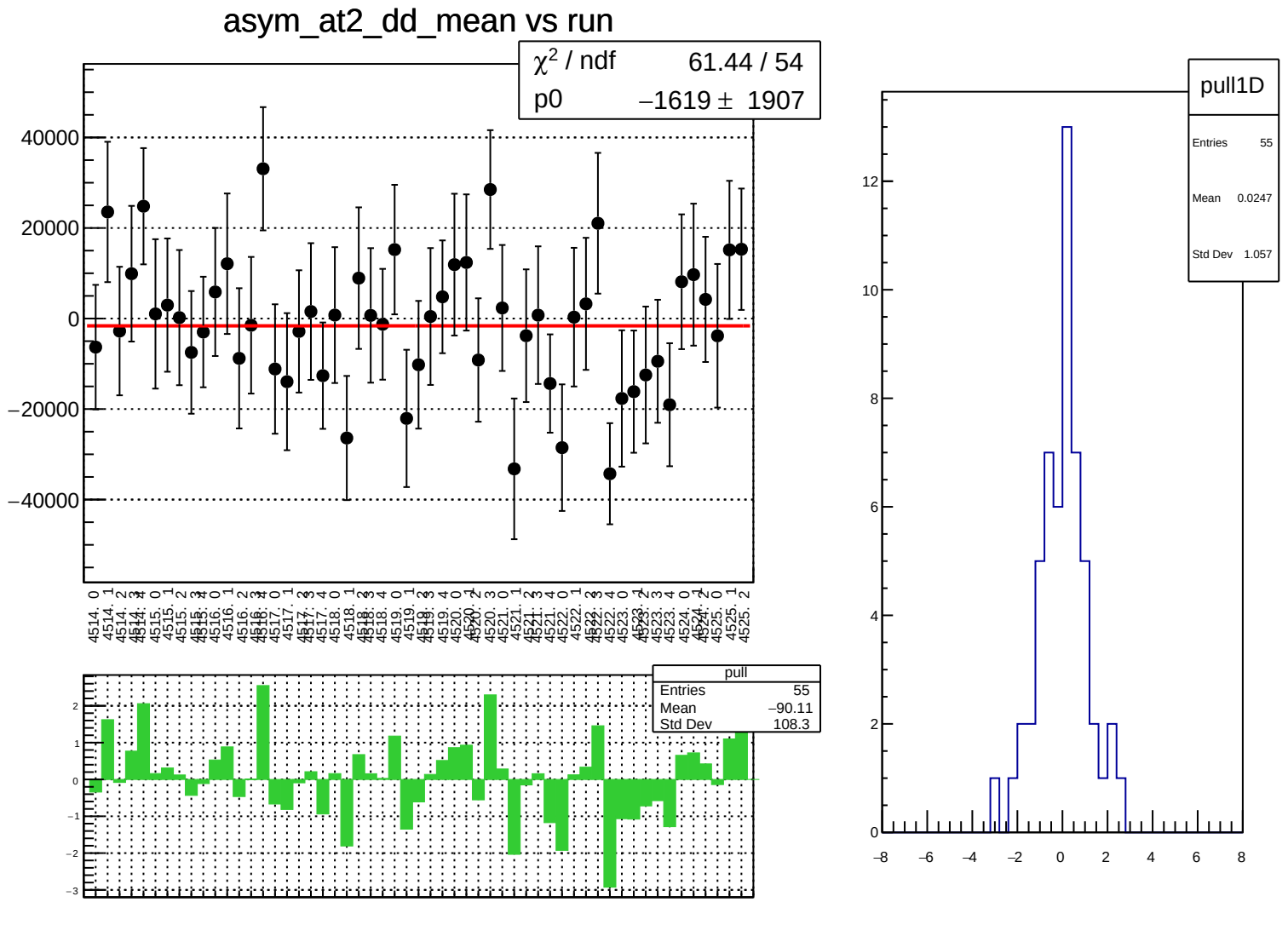
asym_at2_dd_mean vs run
χ^2 / ndf 61.44 / 54
p0 −1619 ± 1907
40000
20000
0
−20000
−40000
pull
Entries 55
Mean −90.11
Std Dev 108.3
2
1
0
−1
−2
−3
pull1D
Entries 55
Mean 0.0247
Std Dev 1.057
12
10
8
6
4
2
0
−8
−6
−4
−2
0
2
4
6
8

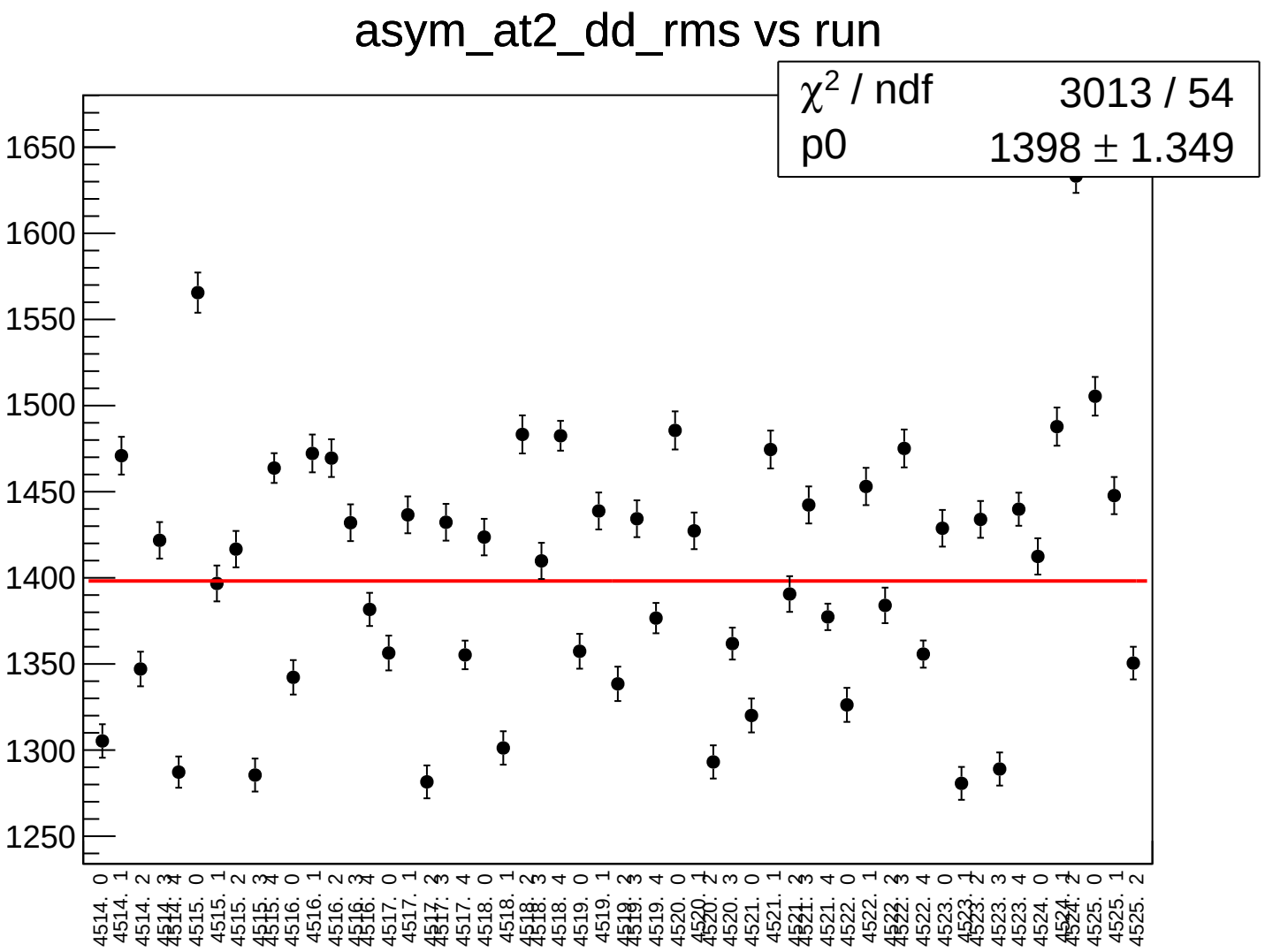
asym_at2_dd_rms vs run
χ2 / ndf 3013 / 54
p0 1398 ± 1.349
1650
1600
1550
1500
1450
1400
1350
1300
1250
4514. 0
4514. 1
4514. 2
4514. 3
4514. 4
4515. 0
4515. 1
4515. 2
4515. 3
4515. 4
4516. 0
4516. 1
4516. 2
4516. 3
4516. 4
4517. 0
4517. 1
4517. 2
4517. 3
4517. 4
4518. 0
4518. 1
4518. 2
4518. 3
4518. 4
4519. 0
4519. 1
4519. 2
4519. 3
4519. 4
4520. 0
4520. 1
4520. 2
4520. 3
4521. 0
4521. 1
4521. 2
4521. 3
4521. 4
4522. 0
4522. 1
4522. 2
4522. 3
4522. 4
4523. 0
4523. 1
4523. 2
4523. 3
4523. 4
4524. 0
4524. 1
4524. 2
4525. 0
4525. 1
4525. 2

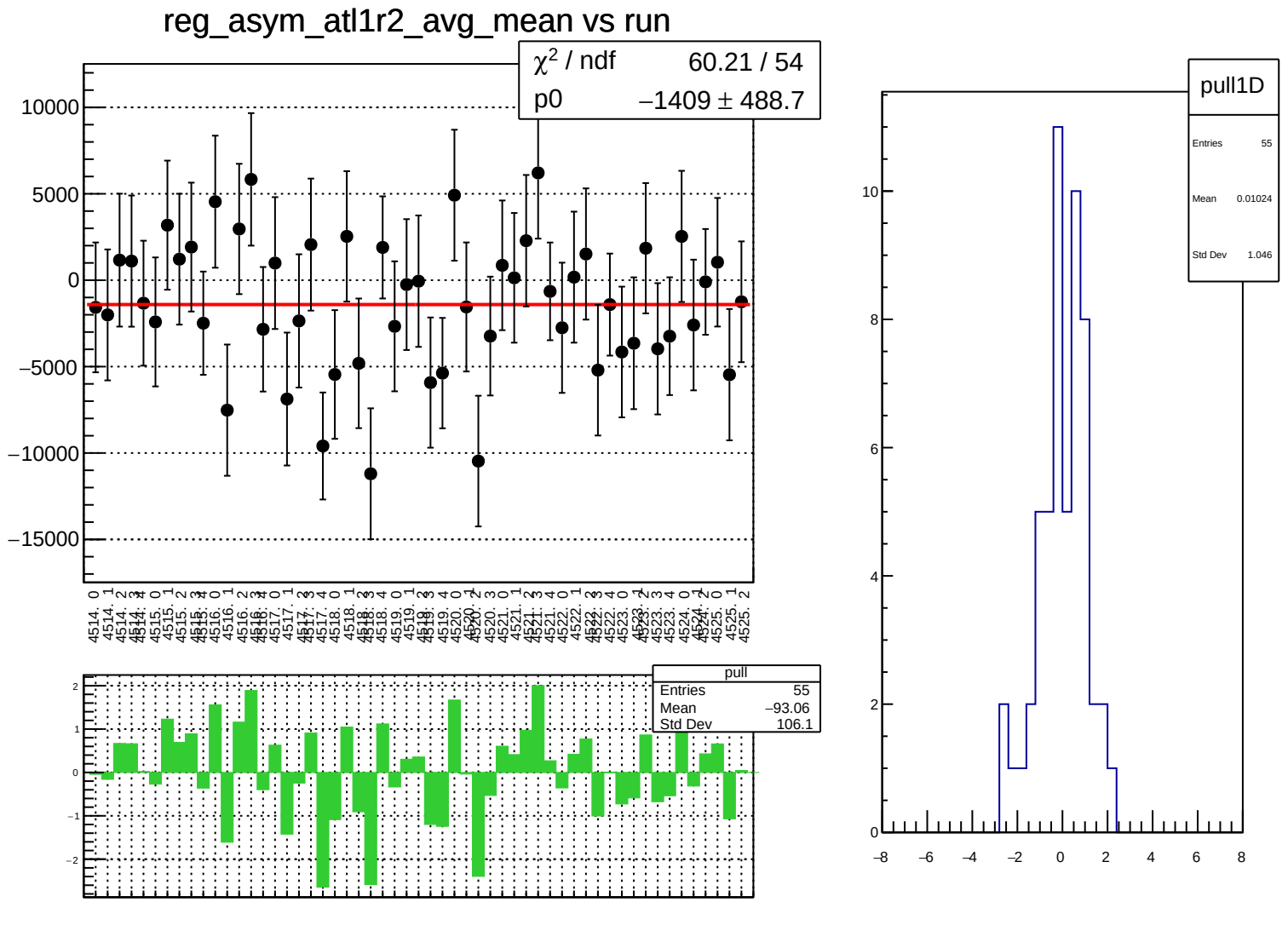
reg_asym_atl1r2_avg_mean vs run
χ² / ndf 60.21 / 54
p0 −1409 ± 488.7
10000
5000
0
−5000
−10000
−15000
pull
Entries 55
Mean −93.06
Std Dev 106.1
pull1D
Entries 55
Mean 0.01024
Std Dev 1.046

reg_asym_atl1r2_avg_rms vs run

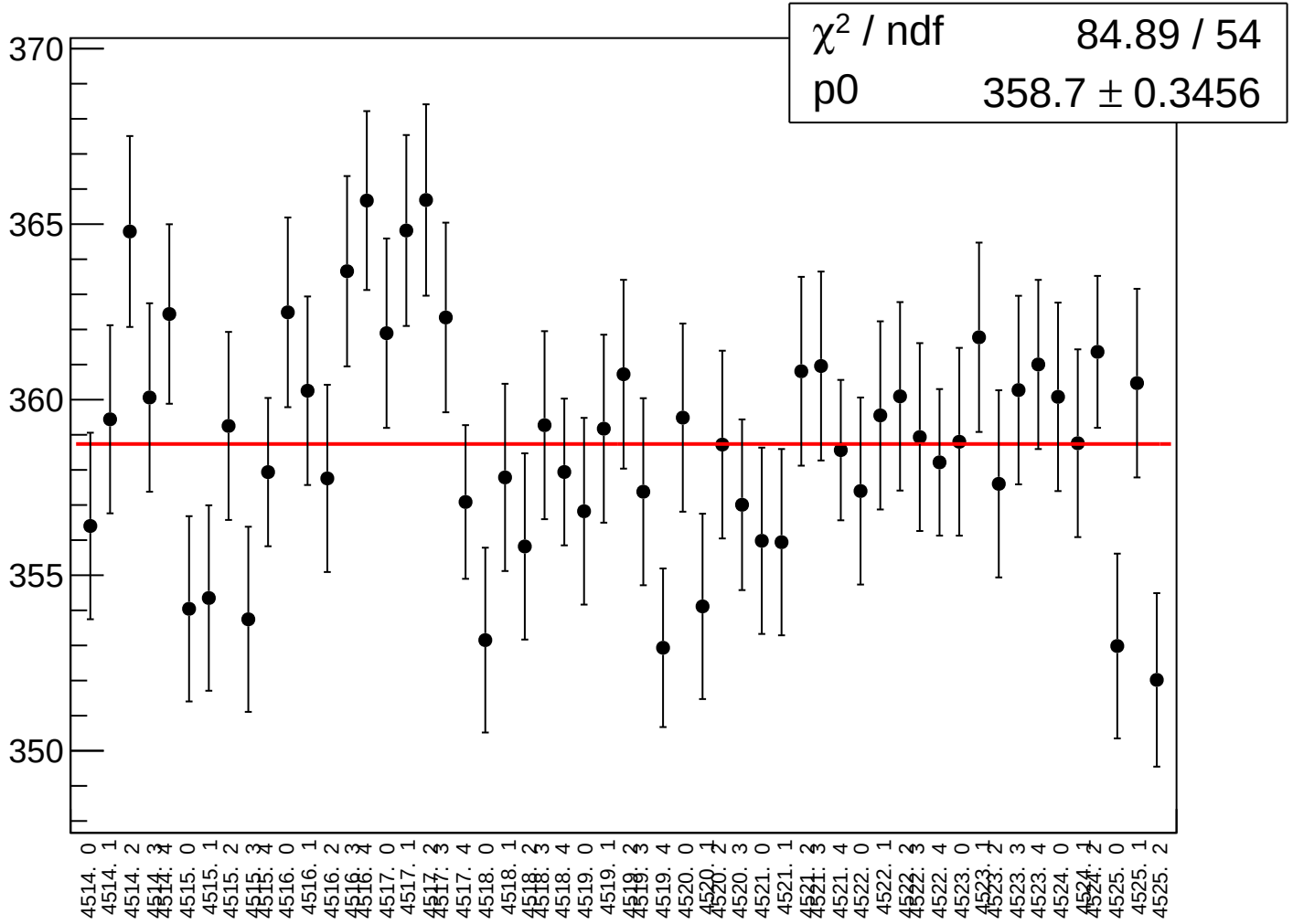

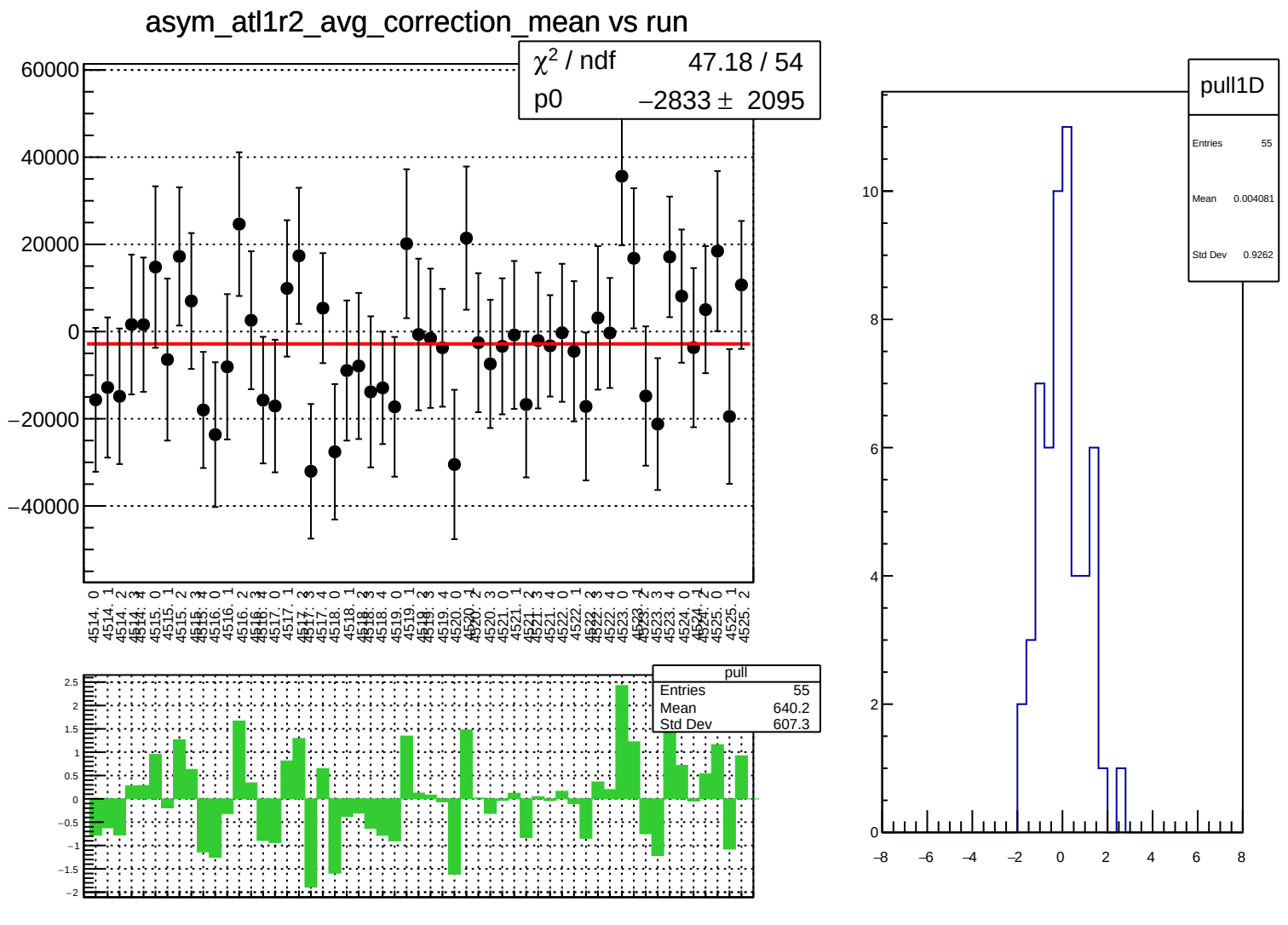
asym_atl1r2_avg_correction_mean vs run
χ² / ndf 47.18 / 54
p0 −2833 ± 2095
pull
Entries 55
Mean 640.2
Std Dev 607.3
pull1D
Entries 55
Mean 0.004081
Std Dev 0.9262

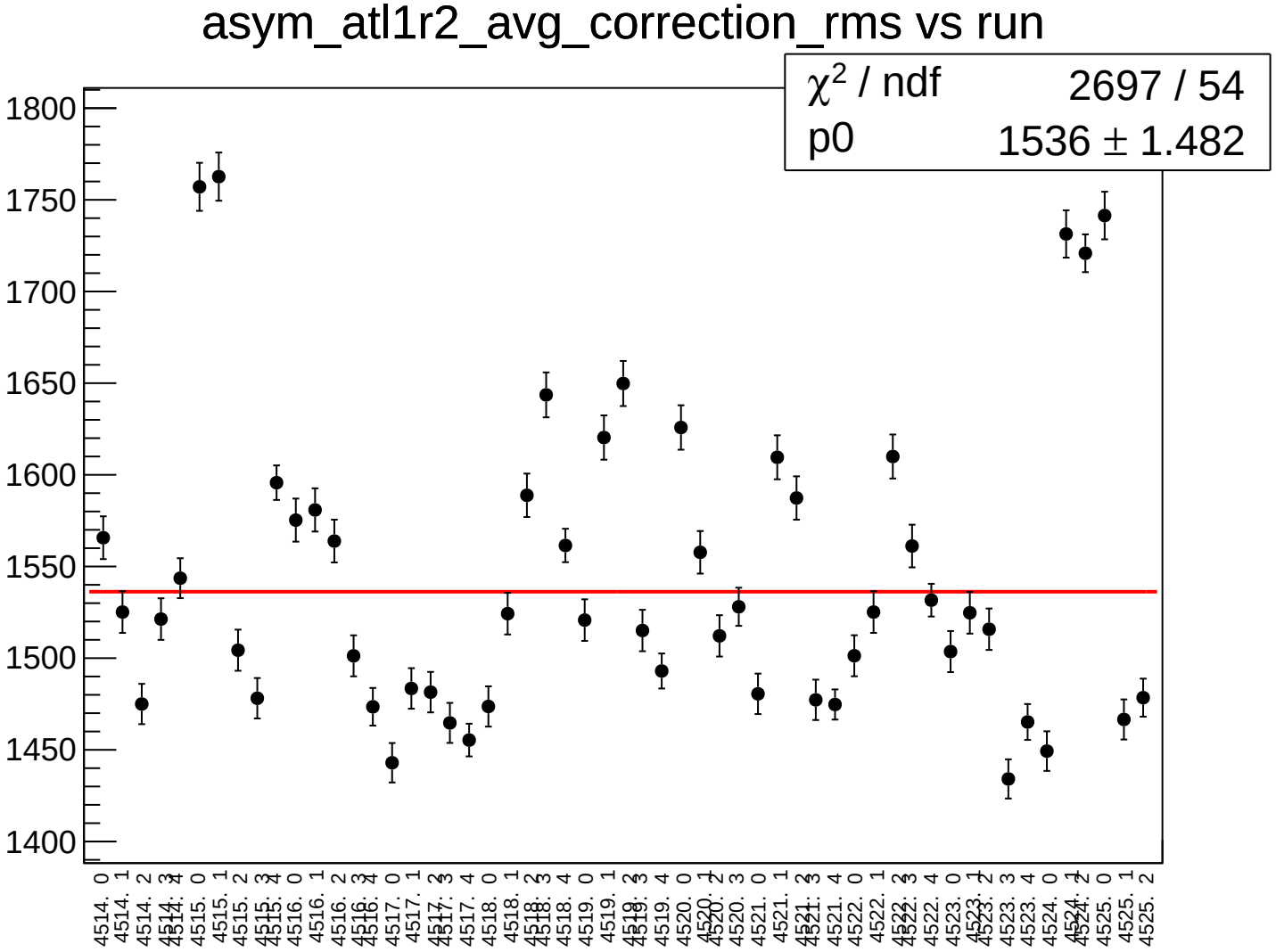
asym_atl1r2_avg_correction_rms vs run
χ² / ndf 2697 / 54
p0 1536 ± 1.482
1800
1750
1700
1650
1600
1550
1500
1450
1400
4514. 0
4514. 1
4514. 2
4514. 3
4514. 4
4515. 0
4515. 1
4515. 2
4515. 3
4515. 4
4516. 0
4516. 1
4516. 2
4516. 3
4516. 4
4517. 0
4517. 1
4517. 2
4517. 3
4517. 4
4518. 0
4518. 1
4518. 2
4518. 3
4518. 4
4519. 0
4519. 1
4519. 2
4519. 3
4519. 4
4520. 0
4520. 1
4520. 2
4520. 3
4521. 0
4521. 1
4521. 2
4521. 3
4521. 4
4522. 0
4522. 1
4522. 2
4522. 3
4522. 4
4523. 0
4523. 1
4523. 2
4523. 3
4523. 4
4524. 0
4524. 1
4524. 2
4525. 0
4525. 1
4525. 2

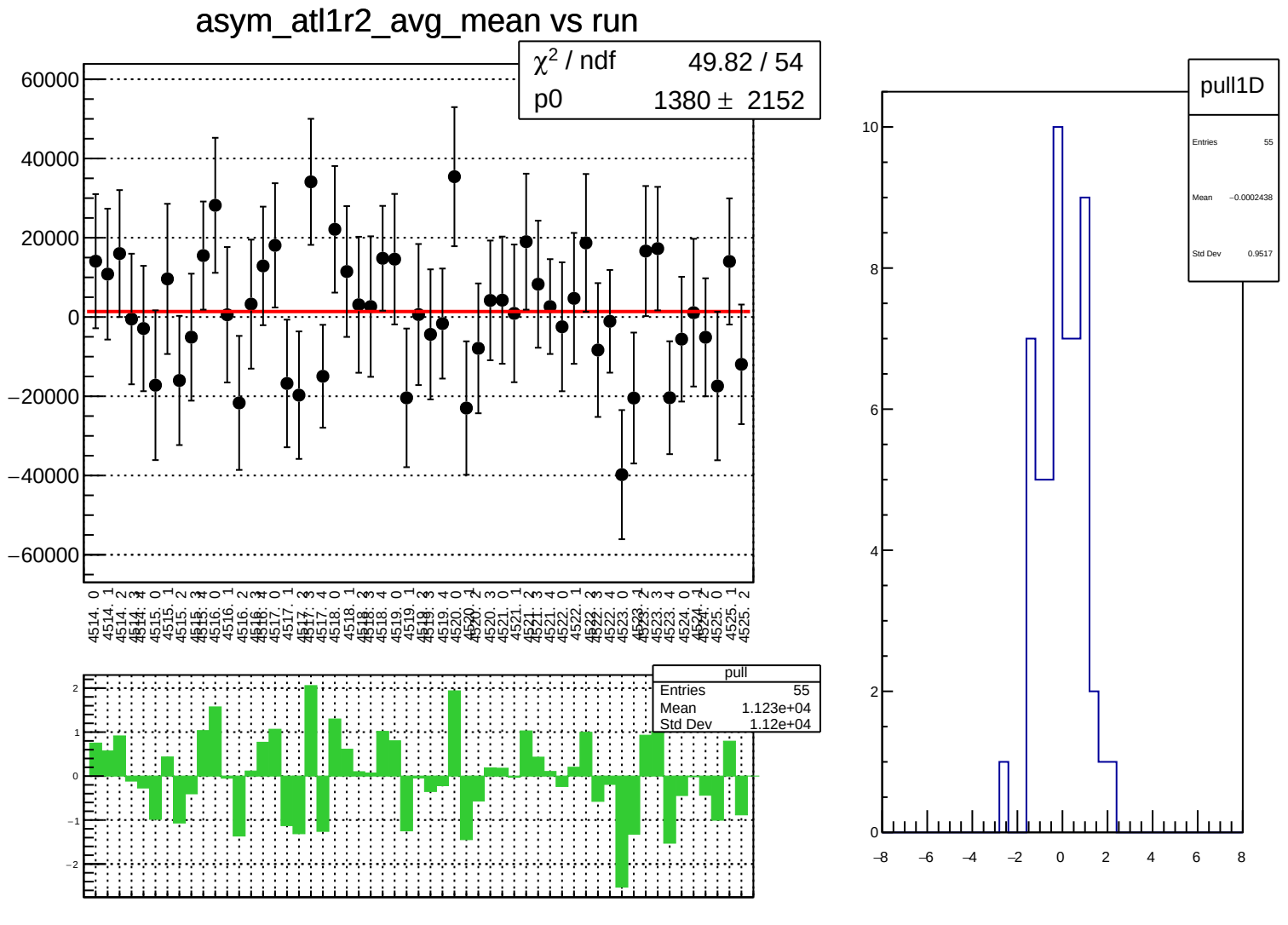
asym_atl1r2_avg_mean vs run
χ² / ndf 49.82 / 54
p0 1380 ± 2152
pull
Entries 55
Mean 1.123e+04
Std Dev 1.12e+04
pull1D
Entries 55
Mean −0.0002438
Std Dev 0.9517

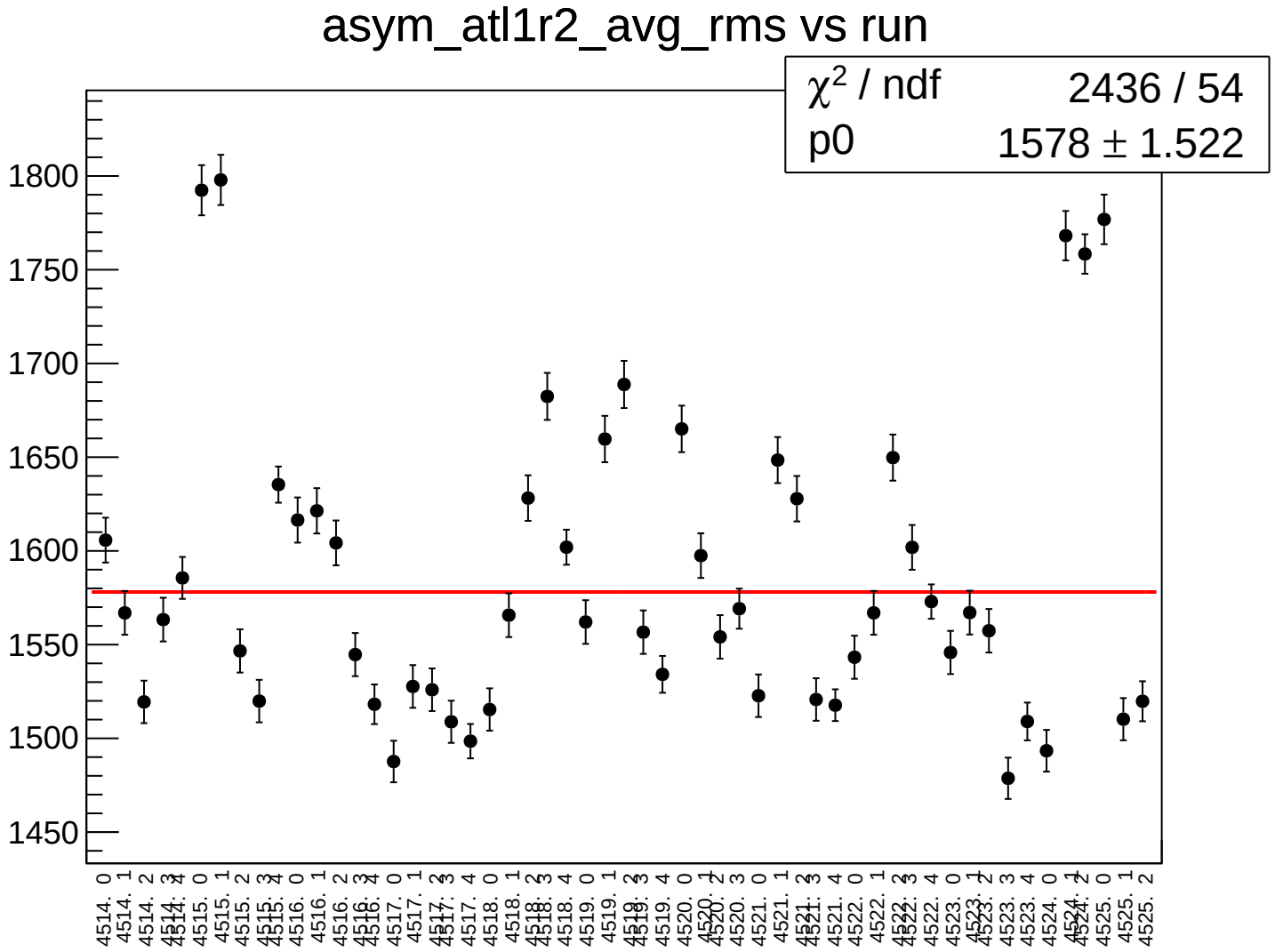
asym_atl1r2_avg_rms vs run
χ2 / ndf 2436 / 54
p0 1578 ± 1.522
1800
1750
1700
1650
1600
1550
1500
1450
4514. 0
4514. 1
4514. 2
4514. 3
4514. 4
4515. 0
4515. 1
4515. 2
4515. 3
4515. 4
4516. 0
4516. 1
4516. 2
4516. 3
4516. 4
4517. 0
4517. 1
4517. 2
4517. 3
4517. 4
4518. 0
4518. 1
4518. 2
4518. 3
4518. 4
4519. 0
4519. 1
4519. 2
4519. 3
4519. 4
4520. 0
4520. 1
4520. 2
4520. 3
4521. 0
4521. 1
4521. 2
4521. 3
4521. 4
4522. 0
4522. 1
4522. 2
4522. 3
4522. 4
4523. 0
4523. 1
4523. 2
4523. 3
4523. 4
4524. 0
4524. 1
4524. 2
4525. 0
4525. 1
4525. 2

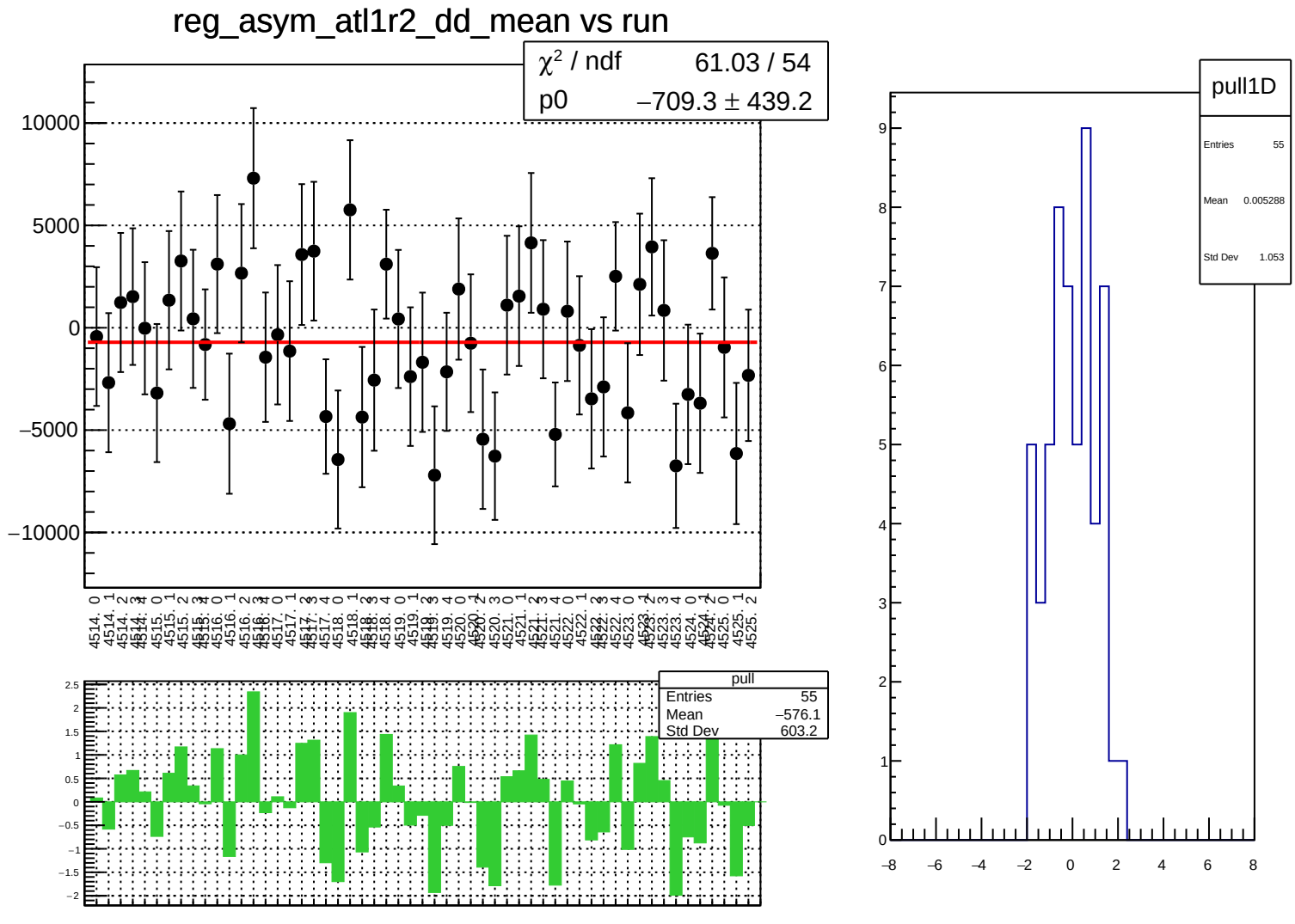
reg_asym_atl1r2_dd_mean vs run
χ² / ndf 61.03 / 54
p0 −709.3 ± 439.2
10000
5000
0
−5000
−10000
pull
Entries 55
Mean −576.1
Std Dev 603.2
pull1D
Entries 55
Mean 0.005288
Std Dev 1.053

reg_asym_atl1r2_dd_rms vs run

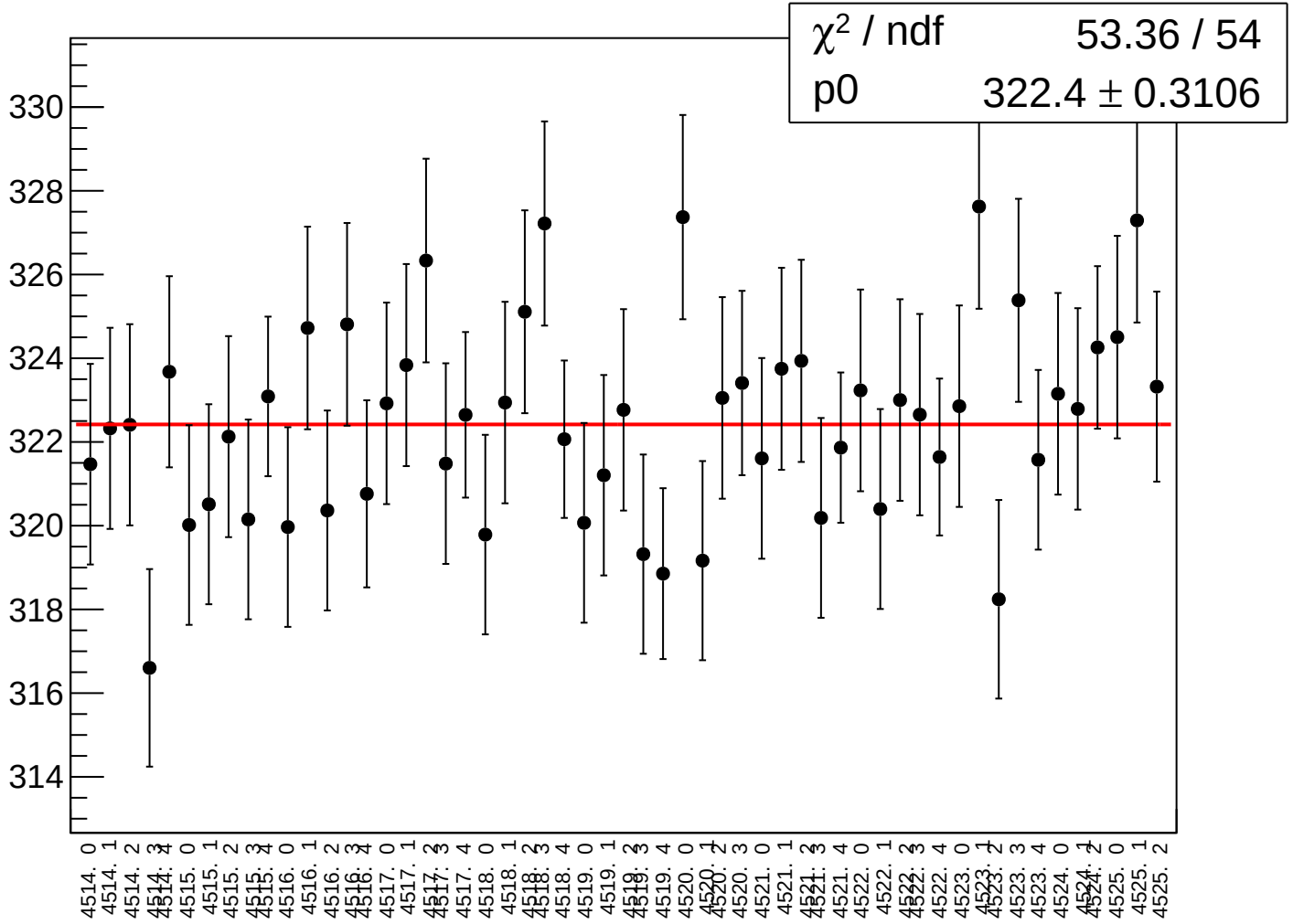

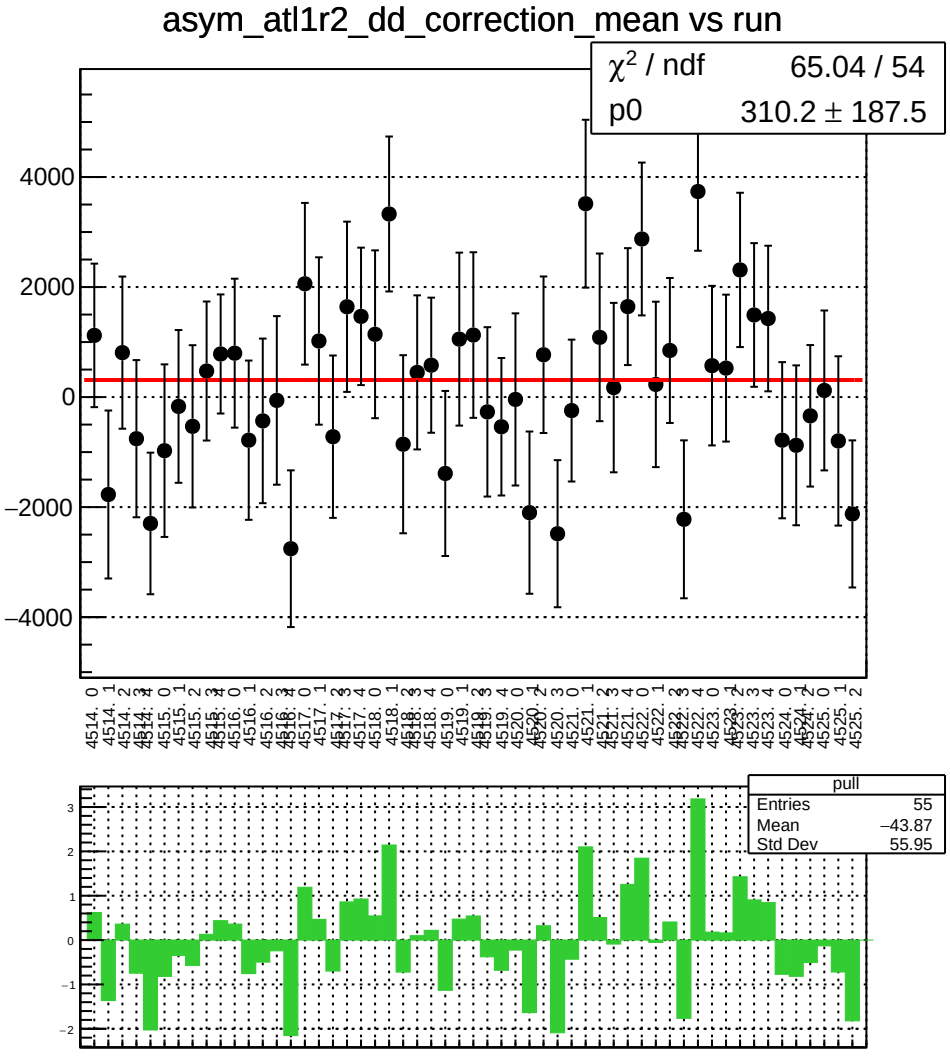
asym_atl1r2_dd_correction_mean vs run
χ² / ndf 65.04 / 54
p0 310.2 ± 187.5
pull
Entries 55
Mean −43.87
Std Dev 55.95

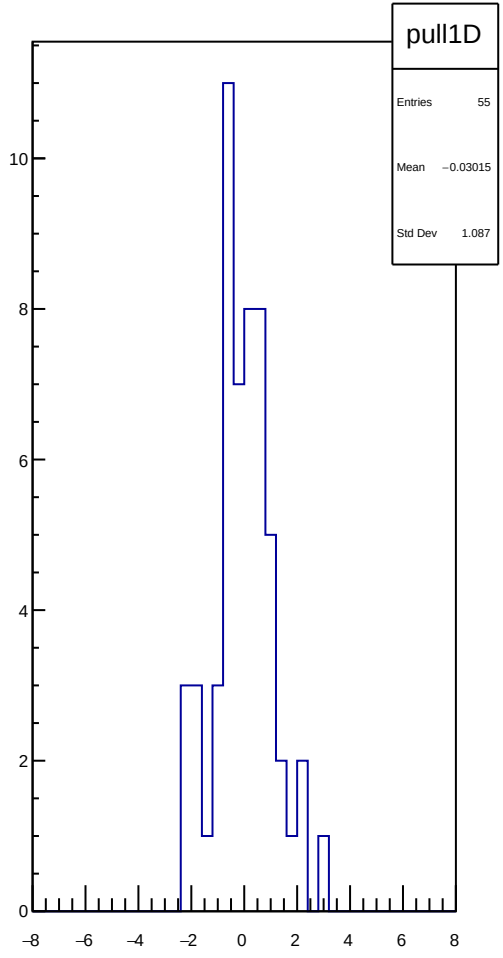
pull1D
Entries 55
Mean −0.03015
Std Dev 1.087

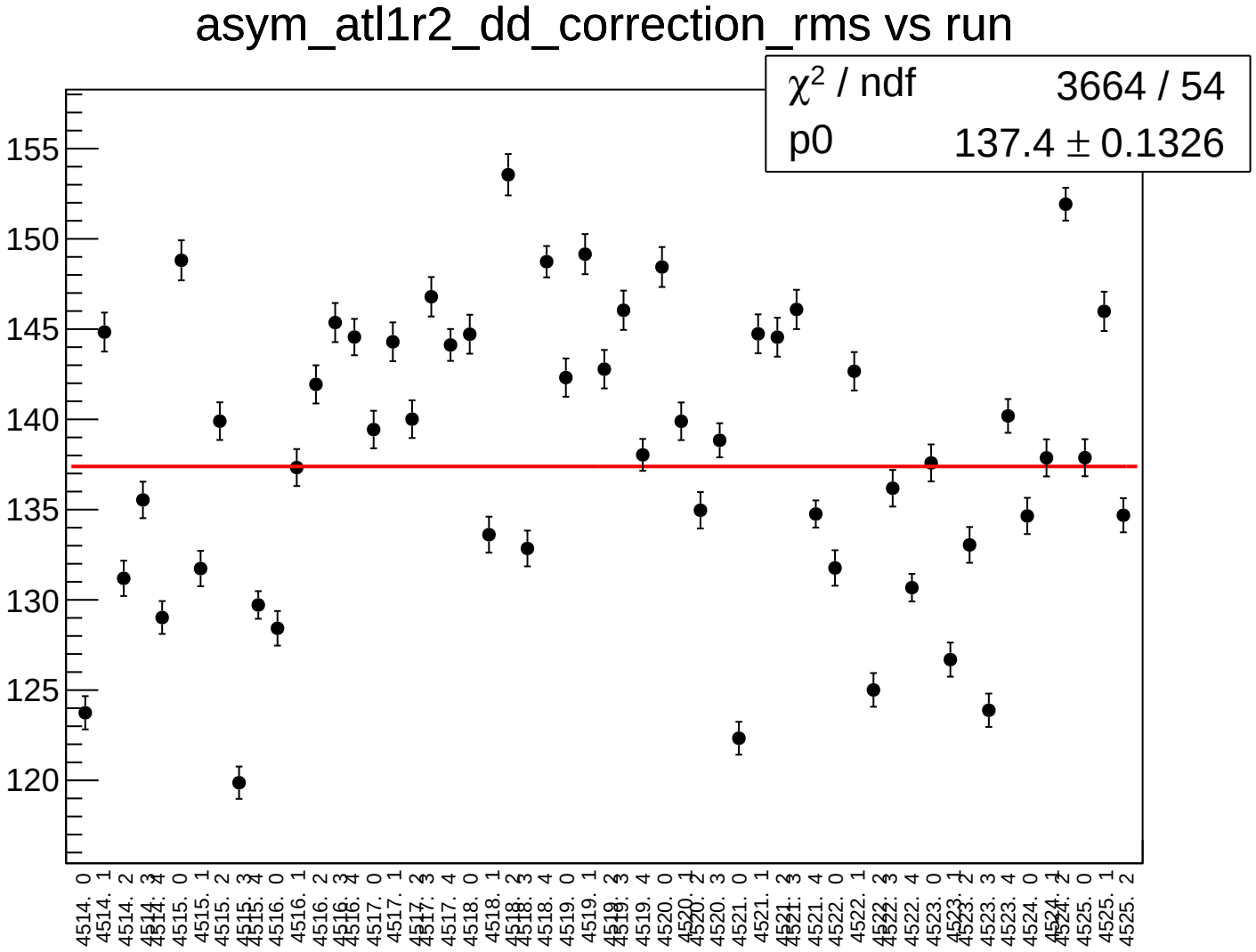
asym_atl1r2_dd_correction_rms vs run
χ^2 / ndf 3664 / 54
p0 137.4 ± 0.1326
155
150
145
140
135
130
125
120
4514. 0
4514. 1
4514. 2
4514. 3
4514. 4
4515. 0
4515. 1
4515. 2
4515. 3
4515. 4
4516. 0
4516. 1
4516. 2
4516. 3
4516. 4
4517. 0
4517. 1
4517. 2
4517. 3
4517. 4
4518. 0
4518. 1
4518. 2
4518. 3
4518. 4
4519. 0
4519. 1
4519. 2
4519. 3
4519. 4
4520. 0
4520. 1
4520. 2
4520. 3
4521. 0
4521. 1
4521. 2
4521. 3
4521. 4
4522. 0
4522. 1
4522. 2
4522. 3
4522. 4
4523. 0
4523. 1
4523. 2
4523. 3
4523. 4
4524. 0
4524. 1
4524. 2
4525. 0
4525. 1
4525. 2

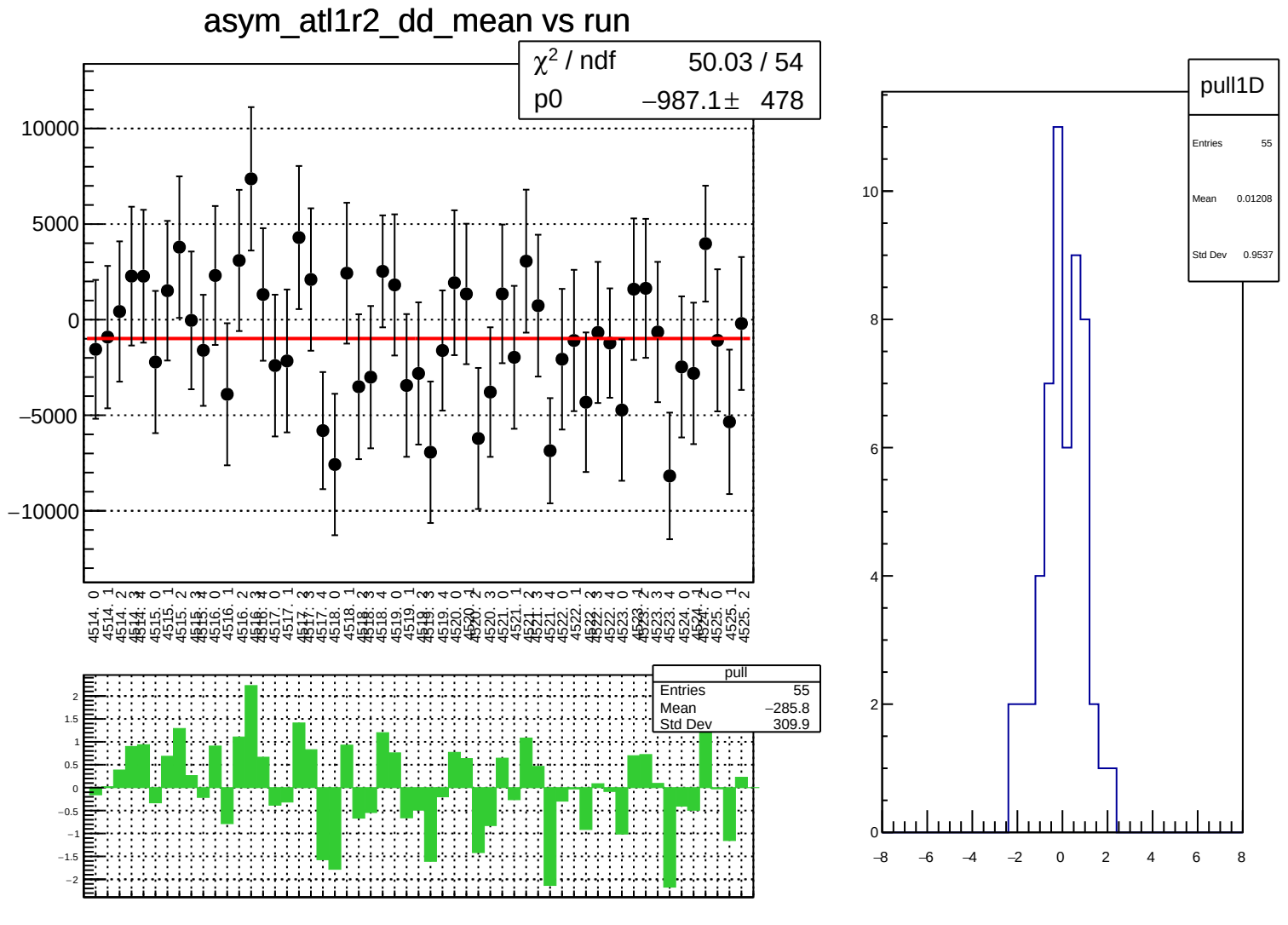
asym_atl1r2_dd_mean vs run
χ² / ndf 50.03 / 54
p0 −987.1 ± 478
10000
5000
0
−5000
−10000
pull
Entries 55
Mean −285.8
Std Dev 309.9
pull1D
Entries 55
Mean 0.01208
Std Dev 0.9537

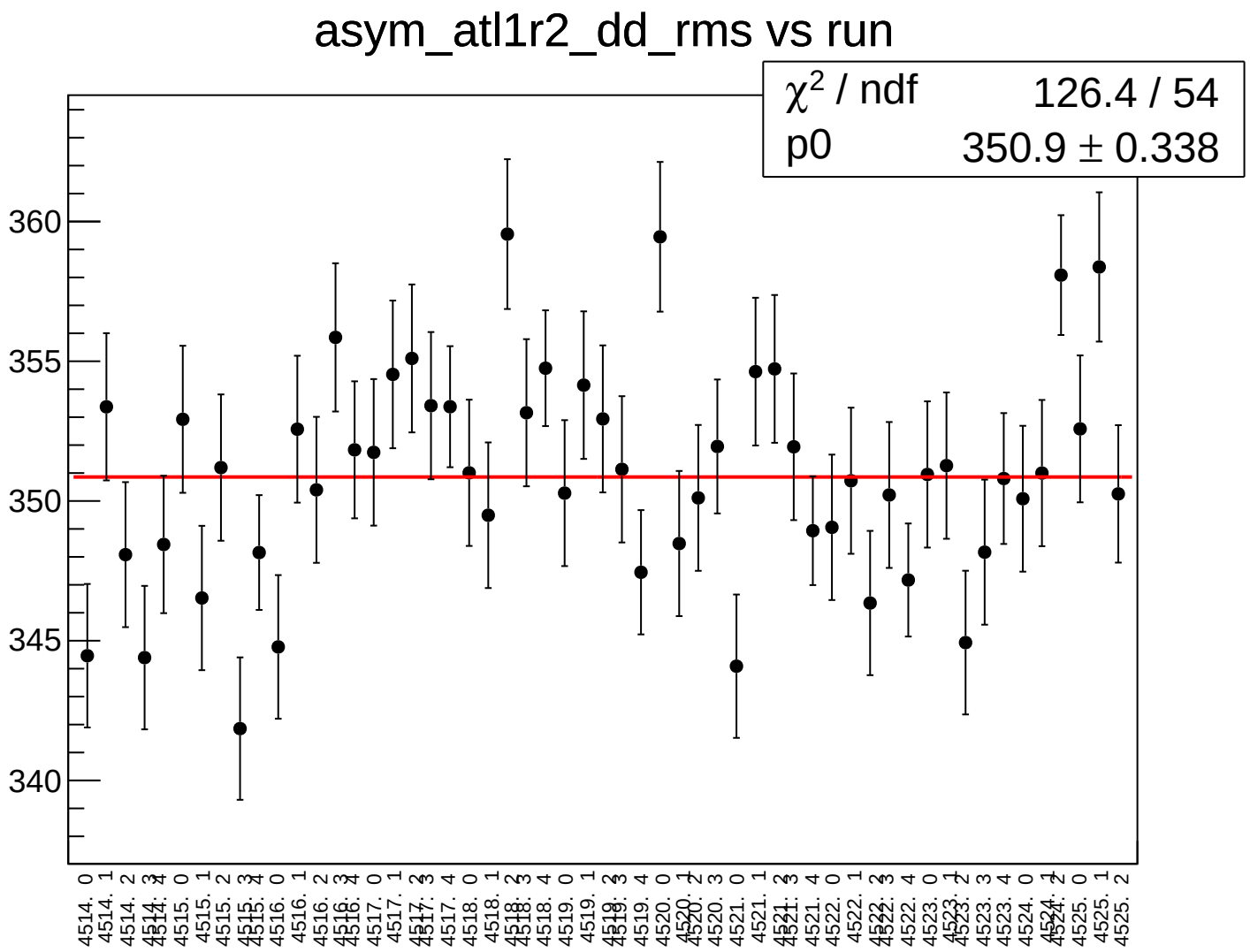
asym_atl1r2_dd_rms vs run
χ2 / ndf 126.4 / 54
p0 350.9 ± 0.338
360
355
350
345
340
4514. 0
4514. 1
4514. 2
4514. 3
4514. 4
4515. 0
4515. 1
4515. 2
4515. 3
4515. 4
4516. 0
4516. 1
4516. 2
4516. 3
4516. 4
4517. 0
4517. 1
4517. 2
4517. 3
4517. 4
4518. 0
4518. 1
4518. 2
4518. 3
4518. 4
4519. 0
4519. 1
4519. 2
4519. 3
4519. 4
4520. 0
4520. 1
4520. 2
4520. 3
4521. 0
4521. 1
4521. 2
4521. 3
4521. 4
4522. 0
4522. 1
4522. 2
4522. 3
4522. 4
4523. 0
4523. 1
4523. 2
4523. 3
4523. 4
4524. 0
4524. 1
4524. 2
4525. 0
4525. 1
4525. 2

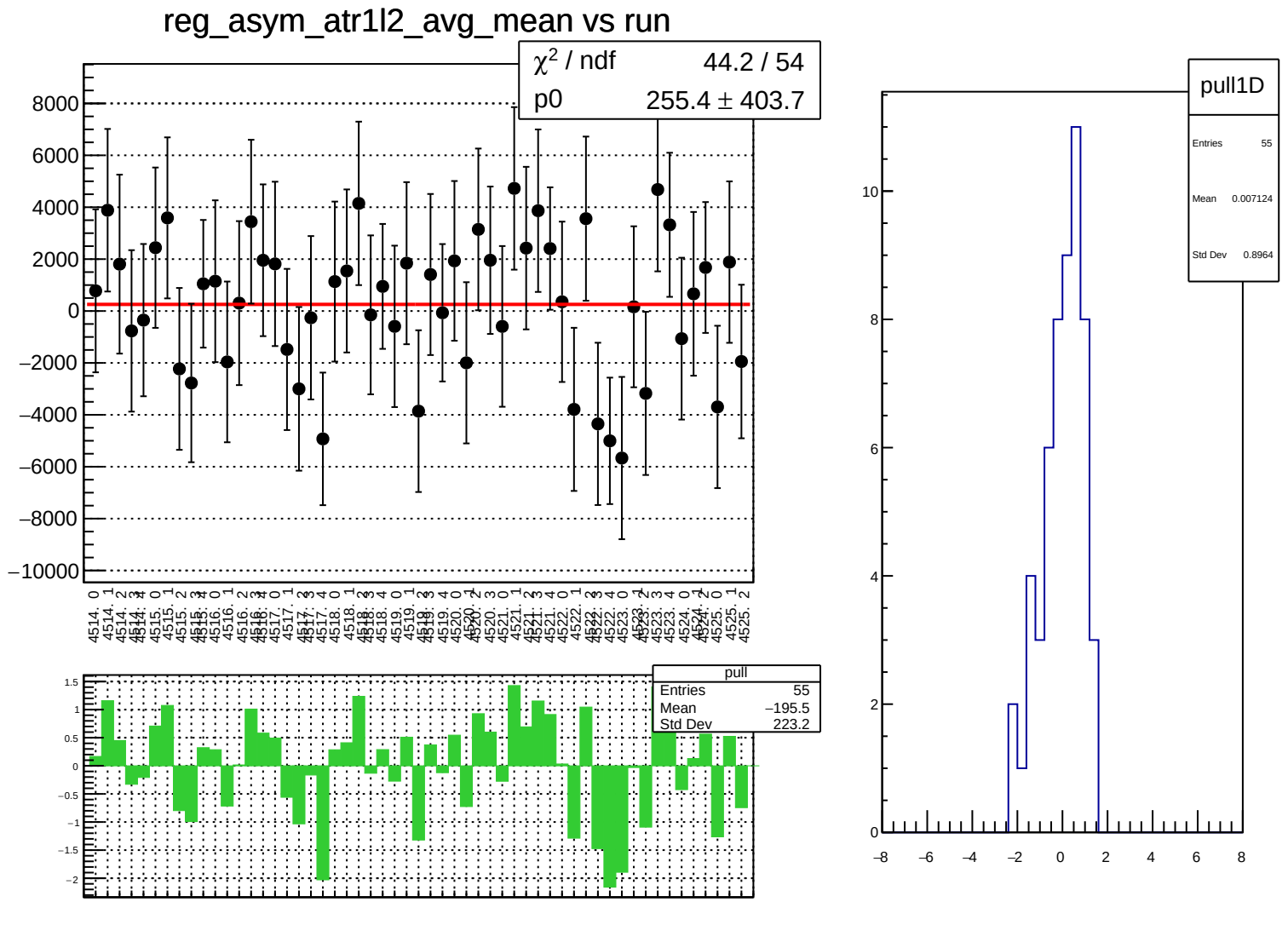
reg_asym_atr1l2_avg_mean vs run
χ² / ndf 44.2 / 54
p0 255.4 ± 403.7
pull
Entries 55
Mean −195.5
Std Dev 223.2
pull1D
Entries 55
Mean 0.007124
Std Dev 0.8964

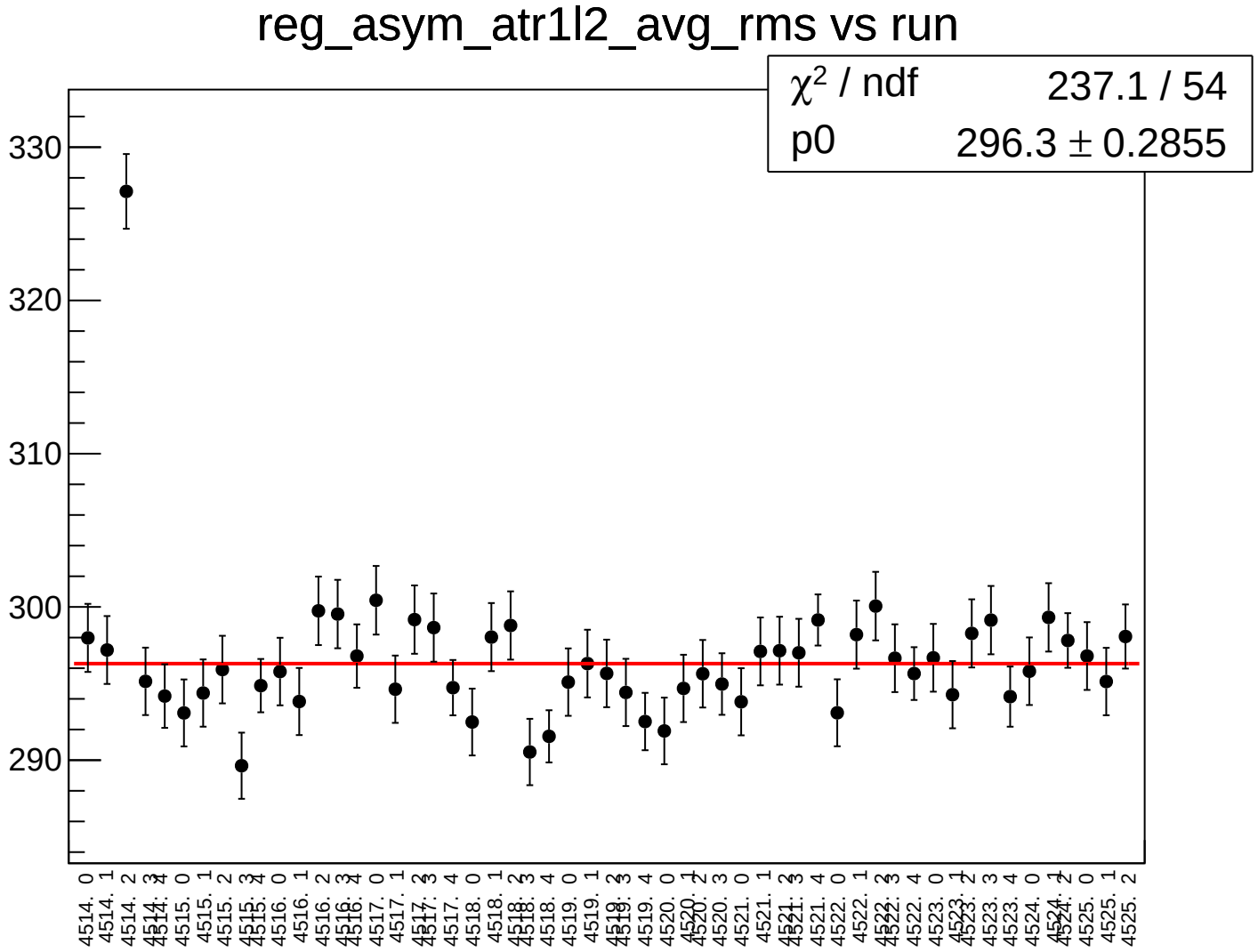
reg_asym_atr1l2_avg_rms vs run
χ^2 / ndf 237.1 / 54
p0 296.3 ± 0.2855
330
320
310
300
290
4514. 0
4514. 1
4514. 2
4514. 3
4514. 4
4515. 0
4515. 1
4515. 2
4515. 3
4515. 4
4516. 0
4516. 1
4516. 2
4516. 3
4516. 4
4517. 0
4517. 1
4517. 2
4517. 3
4517. 4
4518. 0
4518. 1
4518. 2
4518. 3
4518. 4
4519. 0
4519. 1
4519. 2
4519. 3
4519. 4
4520. 0
4520. 1
4520. 2
4520. 3
4521. 0
4521. 1
4521. 2
4521. 3
4521. 4
4522. 0
4522. 1
4522. 2
4522. 3
4522. 4
4523. 0
4523. 1
4523. 2
4523. 3
4523. 4
4524. 0
4524. 1
4524. 2
4525. 0
4525. 1
4525. 2

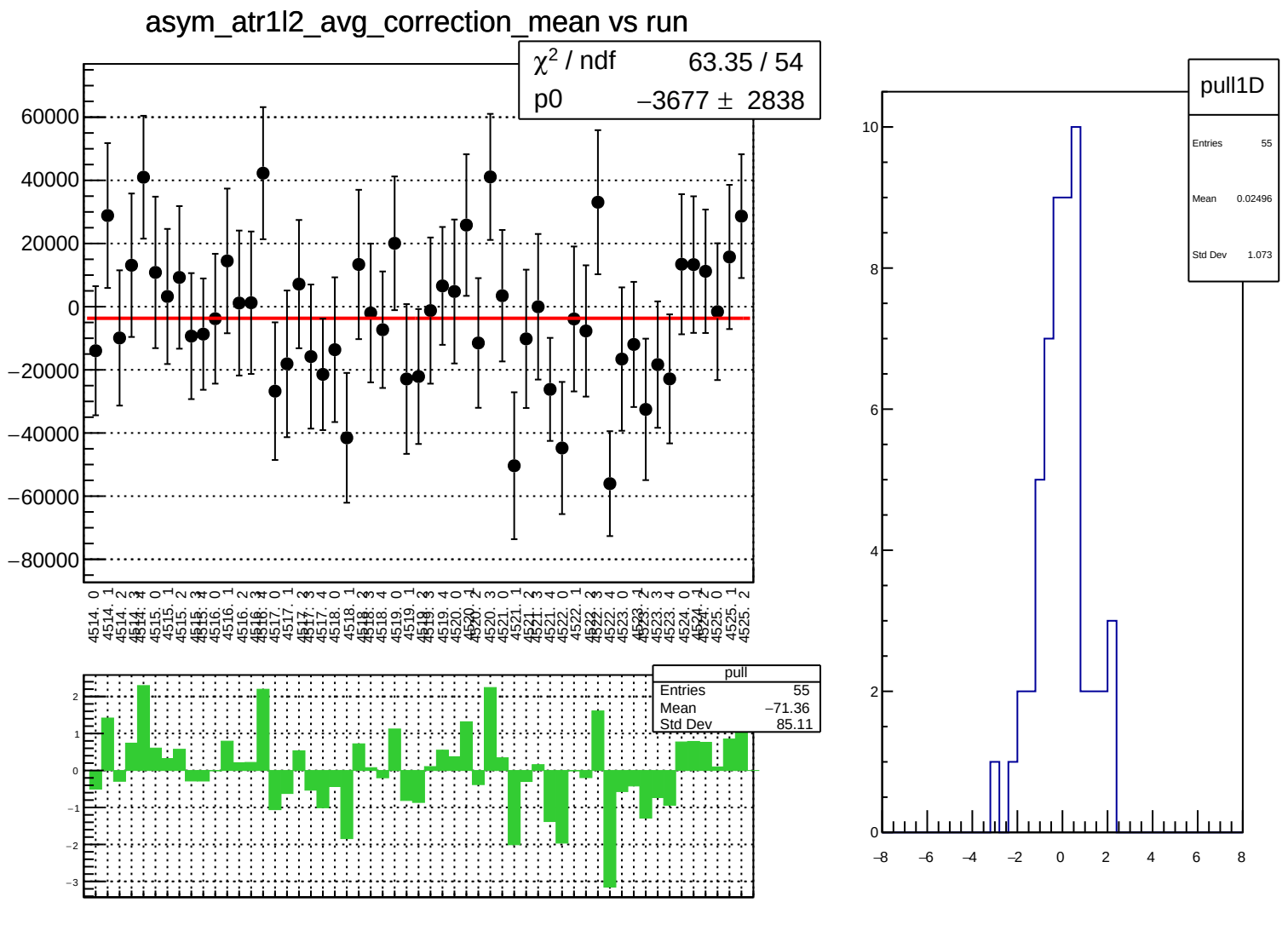
asym_atr1l2_avg_correction_mean vs run
χ² / ndf 63.35 / 54
p0 −3677 ± 2838
pull
Entries 55
Mean −71.36
Std Dev 85.11
pull1D
Entries 55
Mean 0.02496
Std Dev 1.073

asym_atr1l2_avg_correction_rms vs run

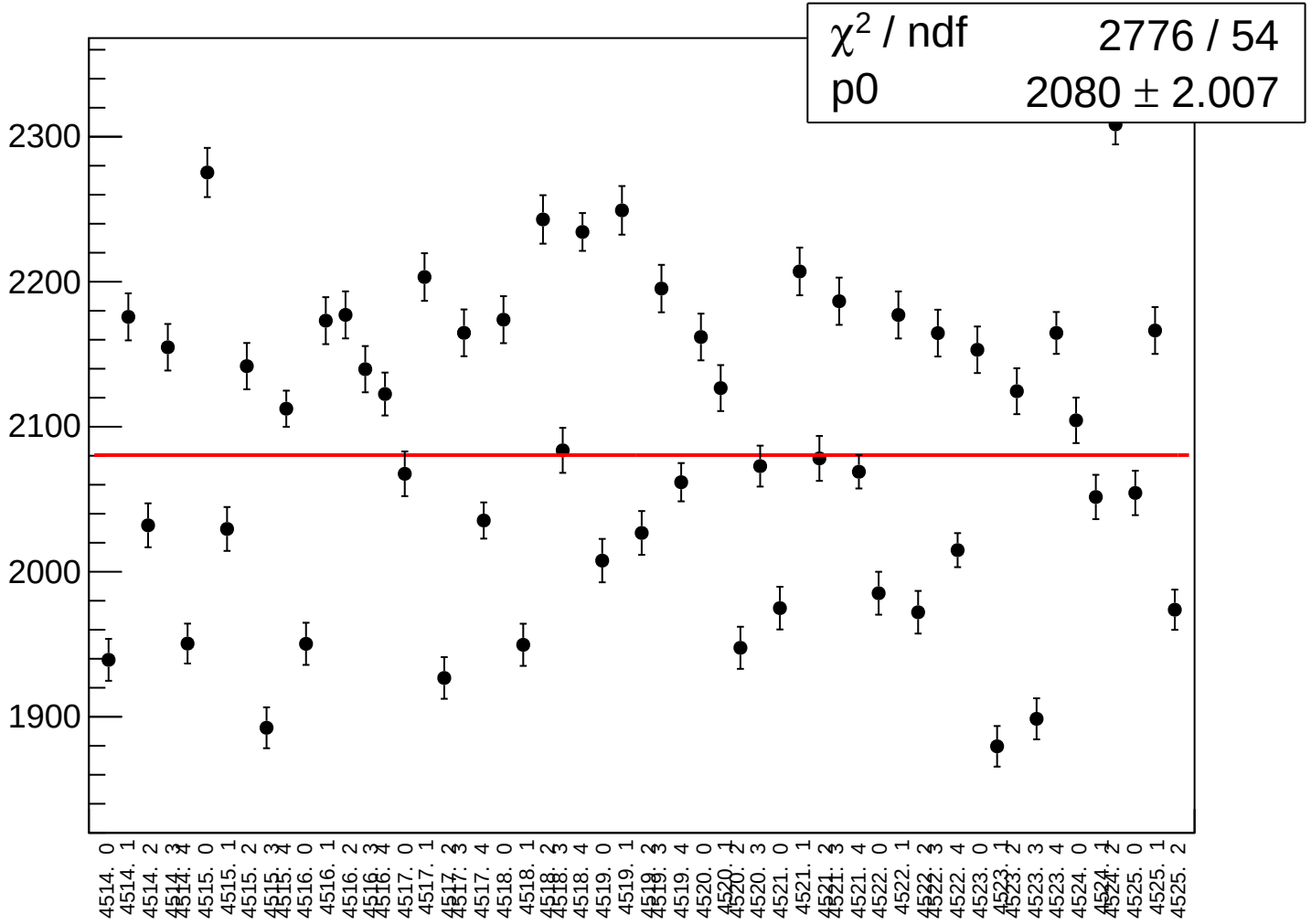

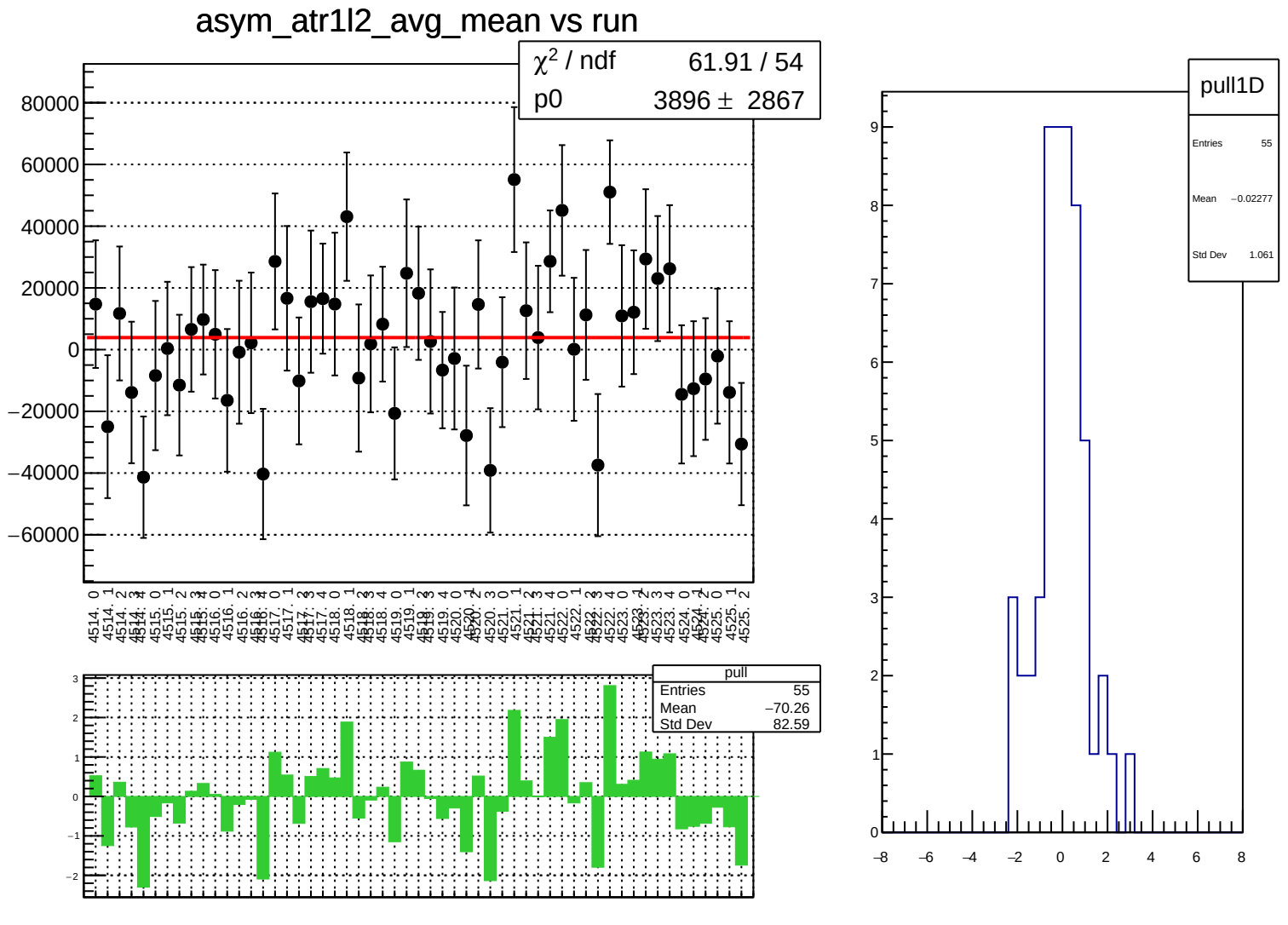
asym_atr1l2_avg_mean vs run
χ² / ndf 61.91 / 54
p0 3896 ± 2867
pull
Entries 55
Mean −70.26
Std Dev 82.59
pull1D
Entries 55
Mean −0.02277
Std Dev 1.061

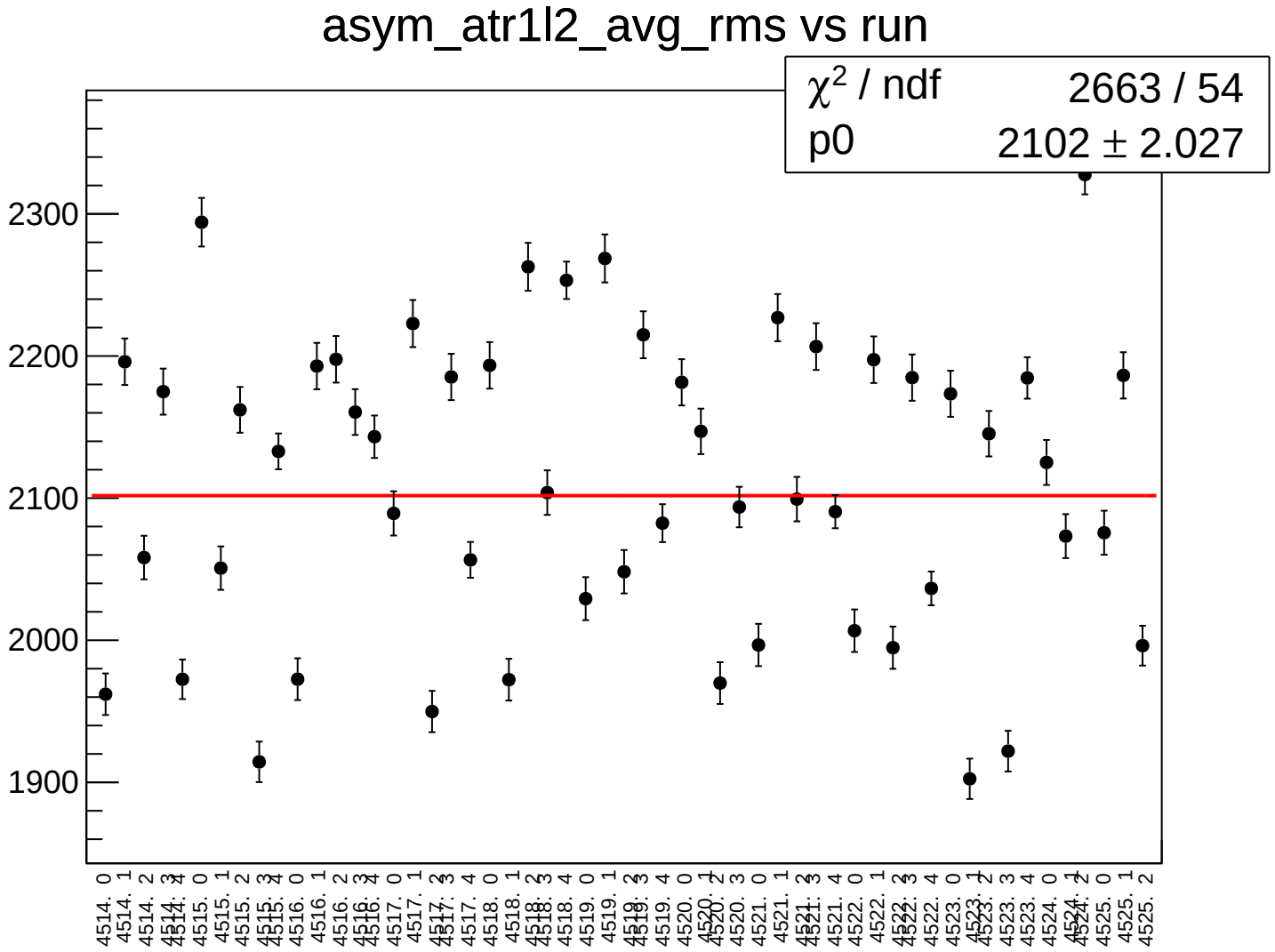
asym_atr1l2_avg_rms vs run
χ² / ndf 2663 / 54
p0 2102 ± 2.027
2300
2200
2100
2000
1900
4514. 0
4514. 1
4514. 2
4514. 3
4514. 4
4515. 0
4515. 1
4515. 2
4515. 3
4515. 4
4516. 0
4516. 1
4516. 2
4516. 3
4516. 4
4517. 0
4517. 1
4517. 2
4517. 3
4517. 4
4518. 0
4518. 1
4518. 2
4518. 3
4518. 4
4519. 0
4519. 1
4519. 2
4519. 3
4519. 4
4520. 0
4520. 1
4520. 2
4520. 3
4521. 0
4521. 1
4521. 2
4521. 3
4521. 4
4522. 0
4522. 1
4522. 2
4522. 3
4522. 4
4523. 0
4523. 1
4523. 2
4523. 3
4523. 4
4524. 0
4524. 1
4524. 2
4525. 0
4525. 1
4525. 2

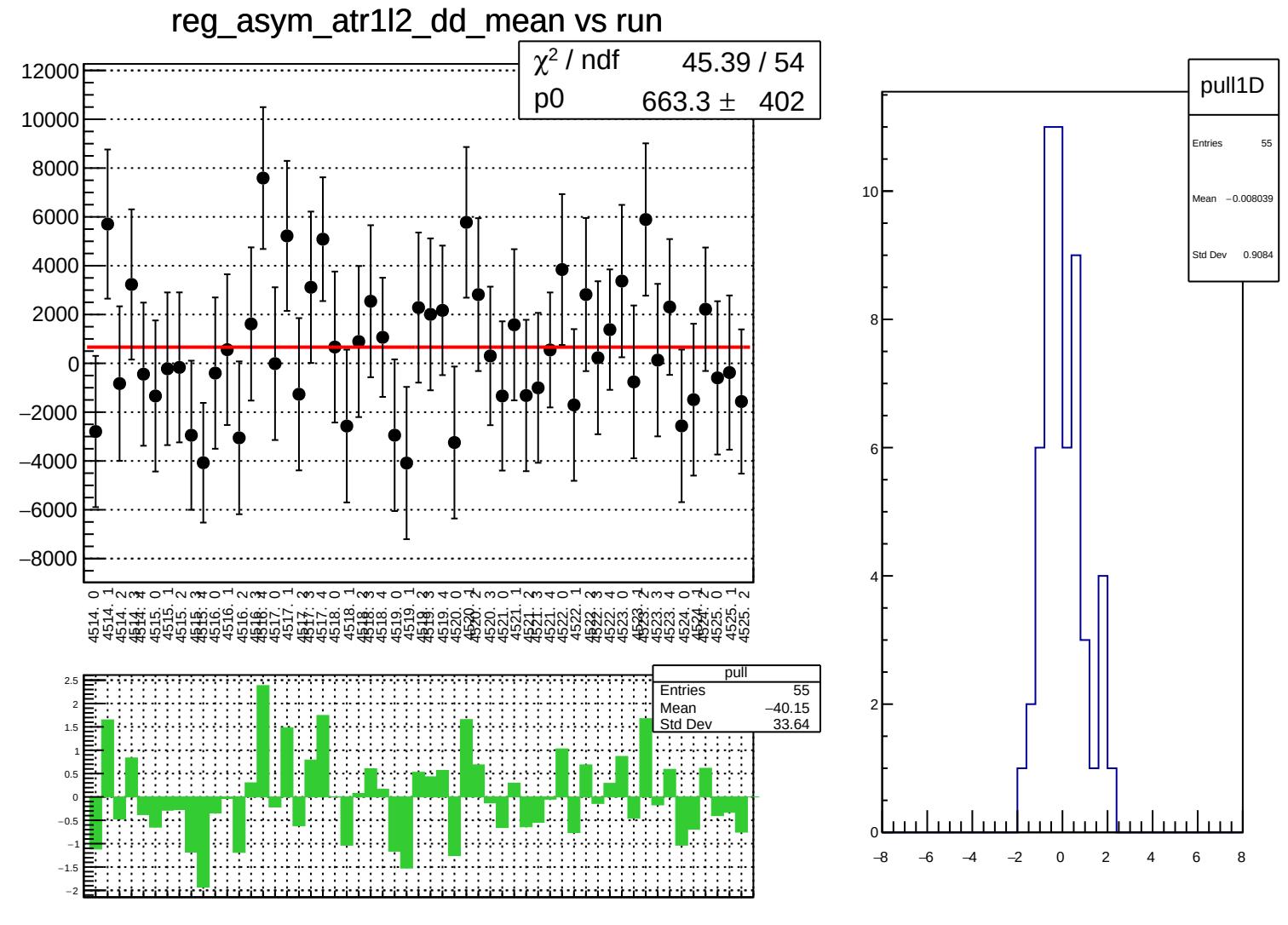
reg_asym_atr1l2_dd_mean vs run
χ² / ndf 45.39 / 54
p0 663.3 ± 402
pull
Entries 55
Mean −40.15
Std Dev 33.64
pull1D
Entries 55
Mean −0.008039
Std Dev 0.9084

reg_asym_atr1l2_dd_rms vs run

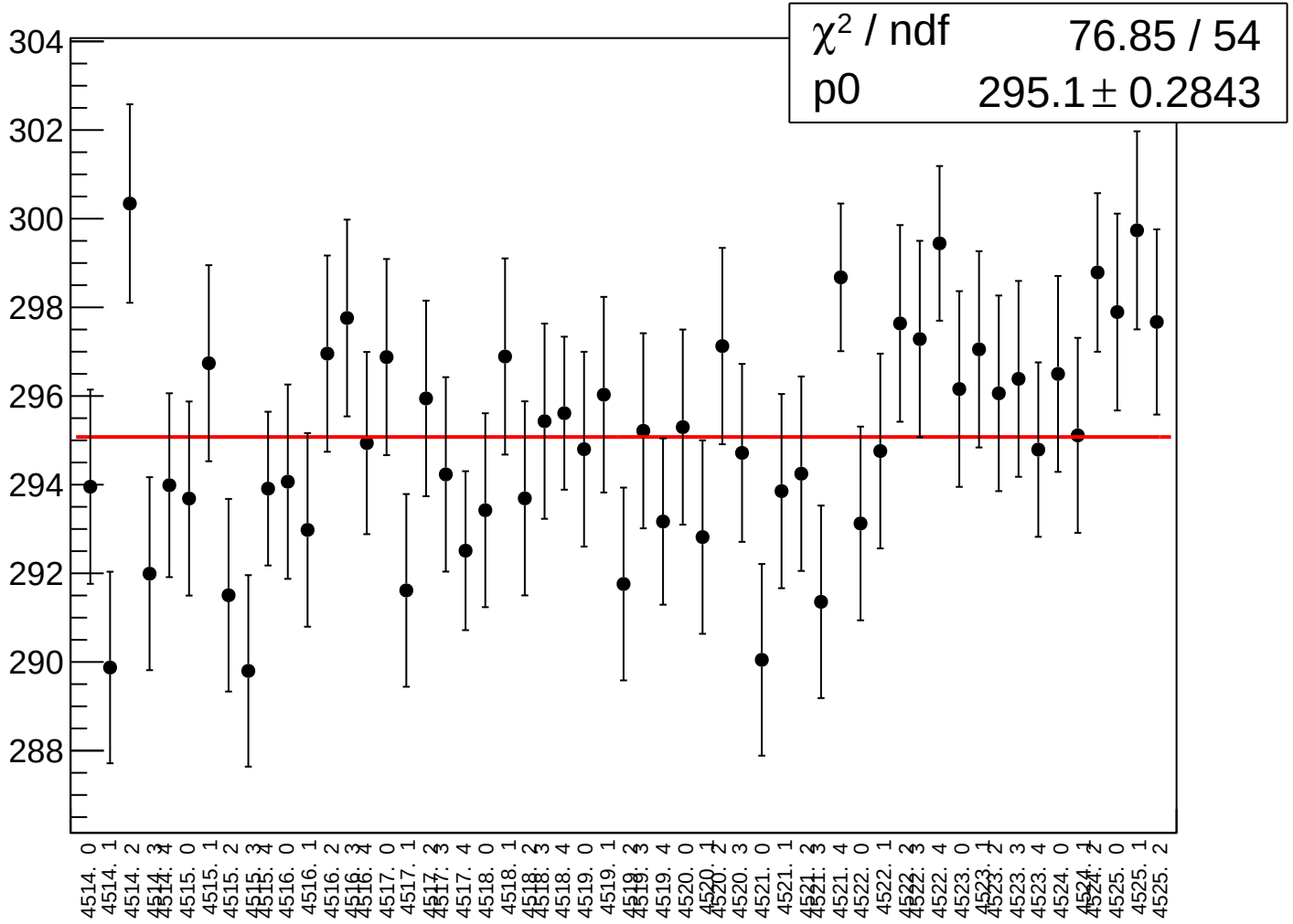

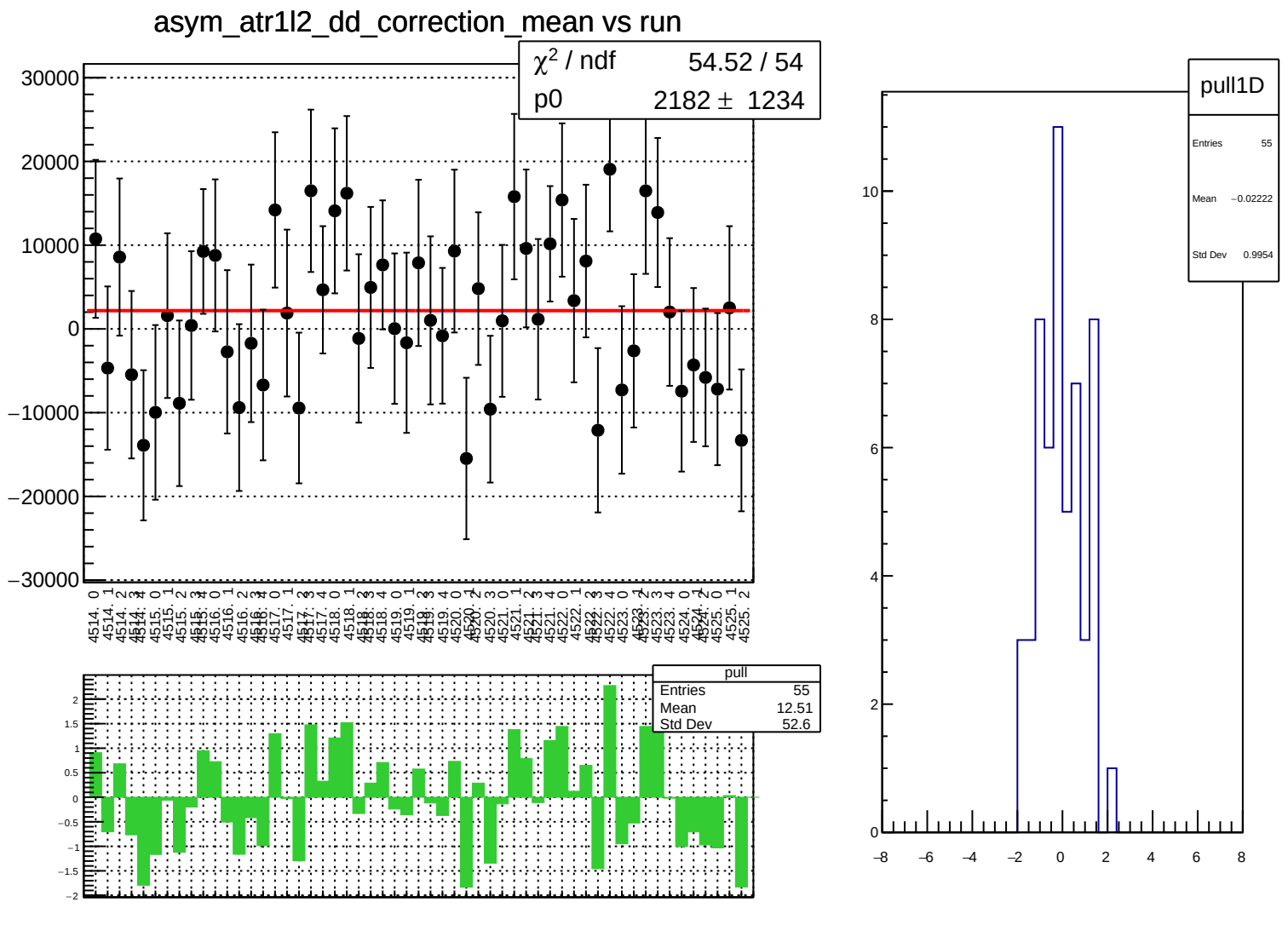
asym_atr1l2_dd_correction_mean vs run
χ² / ndf 54.52 / 54
p0 2182 ± 1234
pull
Entries 55
Mean 12.51
Std Dev 52.6
pull1D
Entries 55
Mean −0.02222
Std Dev 0.9954

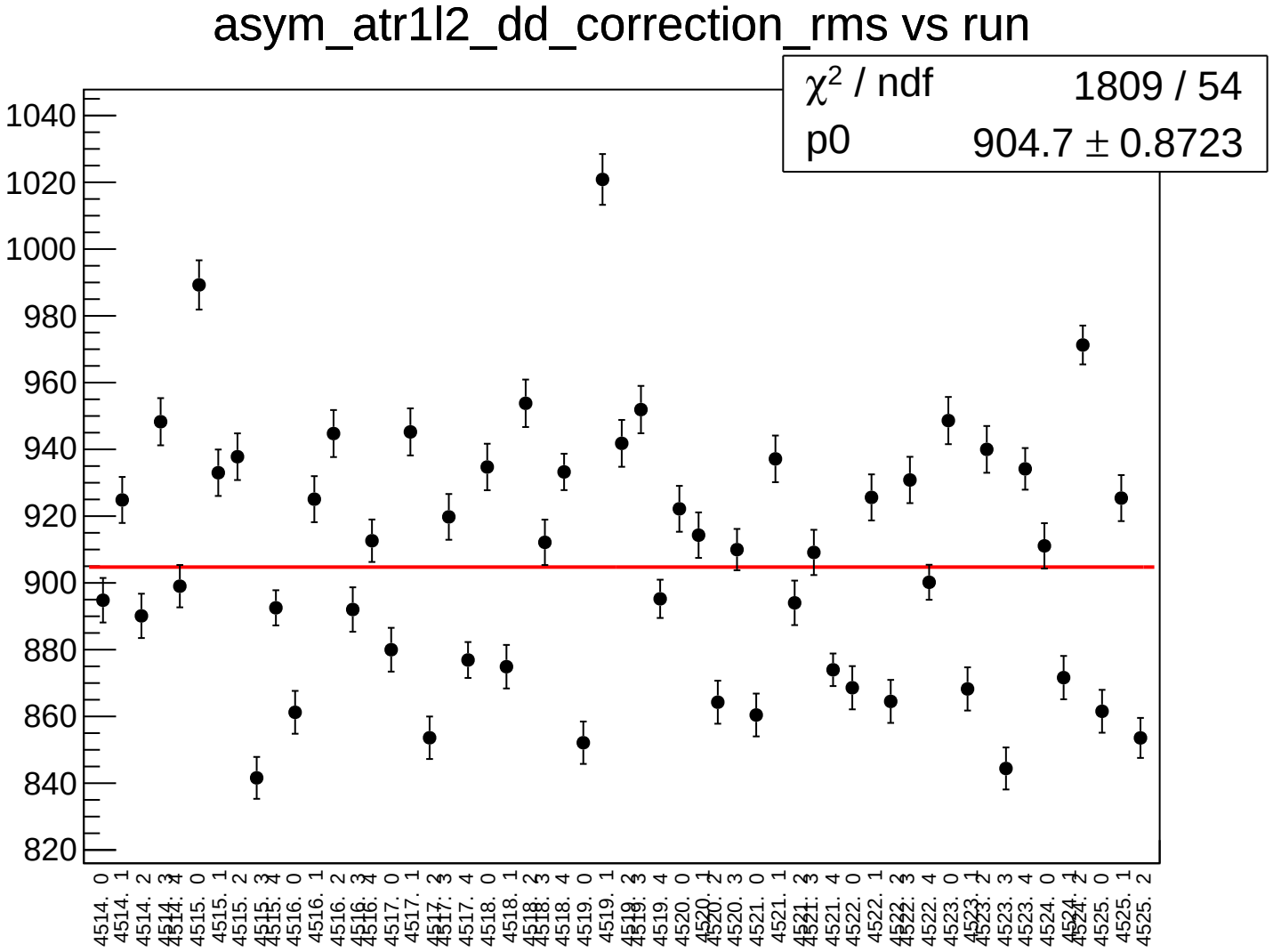
asym_atr1l2_dd_correction_rms vs run
χ² / ndf 1809 / 54
p0 904.7 ± 0.8723
1040
1020
1000
980
960
940
920
900
880
860
840
820
4514. 0
4514. 1
4514. 2
4514. 3
4514. 4
4515. 0
4515. 1
4515. 2
4515. 3
4515. 4
4516. 0
4516. 1
4516. 2
4516. 3
4516. 4
4517. 0
4517. 1
4517. 2
4517. 3
4517. 4
4518. 0
4518. 1
4518. 2
4518. 3
4518. 4
4519. 0
4519. 1
4519. 2
4519. 3
4519. 4
4520. 0
4520. 1
4520. 2
4520. 3
4521. 0
4521. 1
4521. 2
4521. 3
4521. 4
4522. 0
4522. 1
4522. 2
4522. 3
4522. 4
4523. 0
4523. 1
4523. 2
4523. 3
4523. 4
4524. 0
4524. 1
4524. 2
4525. 0
4525. 1
4525. 2

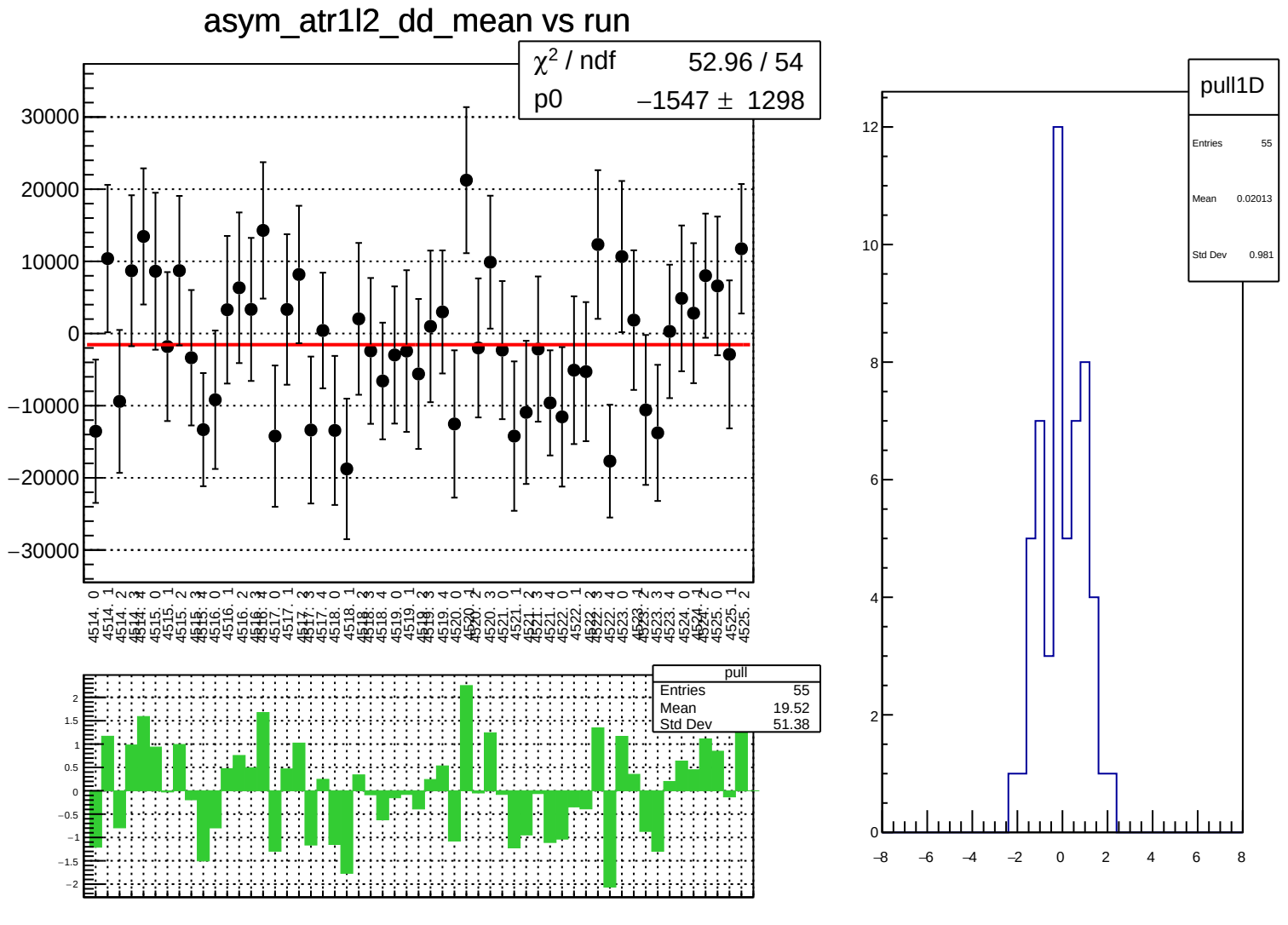
asym_atr1l2_dd_mean vs run
χ² / ndf 52.96 / 54
p0 −1547 ± 1298
pull
Entries 55
Mean 19.52
Std Dev 51.38
pull1D
Entries 55
Mean 0.02013
Std Dev 0.981

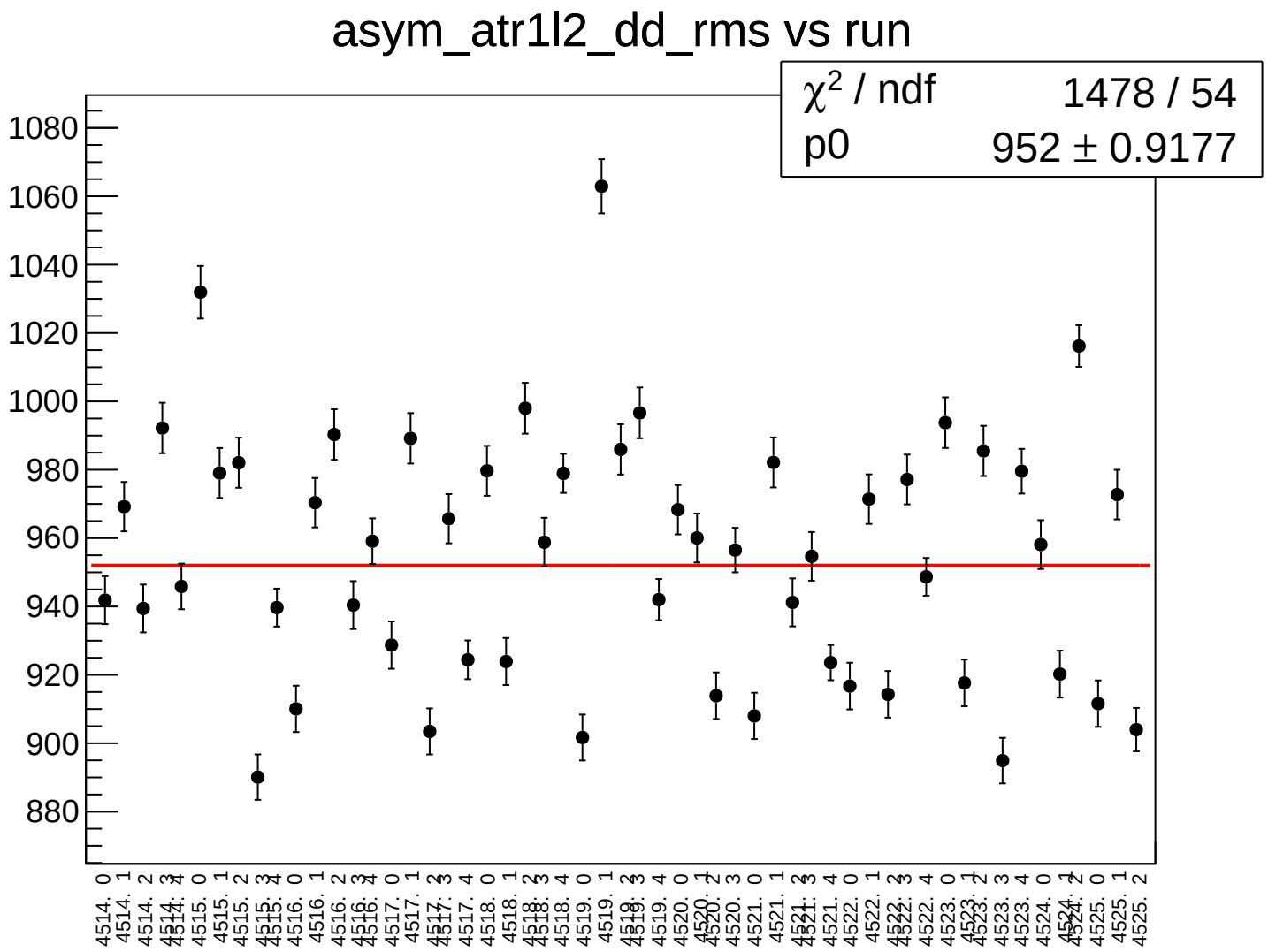
asym_atr1l2_dd_rms vs run
χ2 / ndf 1478 / 54
p0 952 ± 0.9177
1080
1060
1040
1020
1000
980
960
940
920
900
880
4514. 0
4514. 1
4514. 2
4514. 3
4514. 4
4515. 0
4515. 1
4515. 2
4515. 3
4515. 4
4516. 0
4516. 1
4516. 2
4516. 3
4516. 4
4517. 0
4517. 1
4517. 2
4517. 3
4517. 4
4518. 0
4518. 1
4518. 2
4518. 3
4518. 4
4519. 0
4519. 1
4519. 2
4519. 3
4519. 4
4520. 0
4520. 1
4520. 2
4520. 3
4521. 0
4521. 1
4521. 2
4521. 3
4521. 4
4522. 0
4522. 1
4522. 2
4522. 3
4522. 4
4523. 0
4523. 1
4523. 2
4523. 3
4523. 4
4524. 0
4524. 1
4524. 2
4525. 0
4525. 1
4525. 2

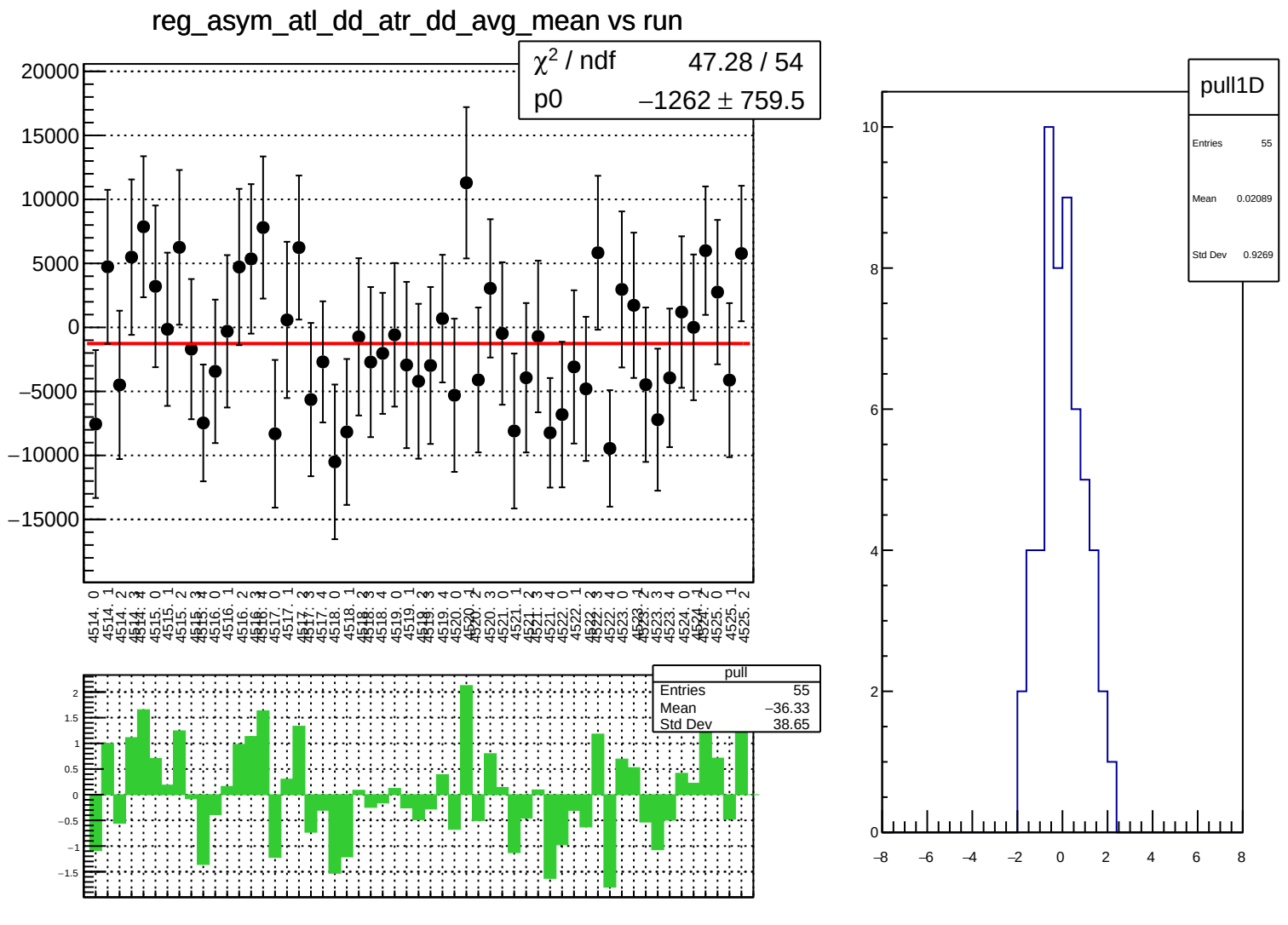
reg_asym_atl_dd_atr_dd_avg_mean vs run
χ² / ndf 47.28 / 54
p0 −1262 ± 759.5
pull
Entries 55
Mean −36.33
Std Dev 38.65
pull1D
Entries 55
Mean 0.02089
Std Dev 0.9269

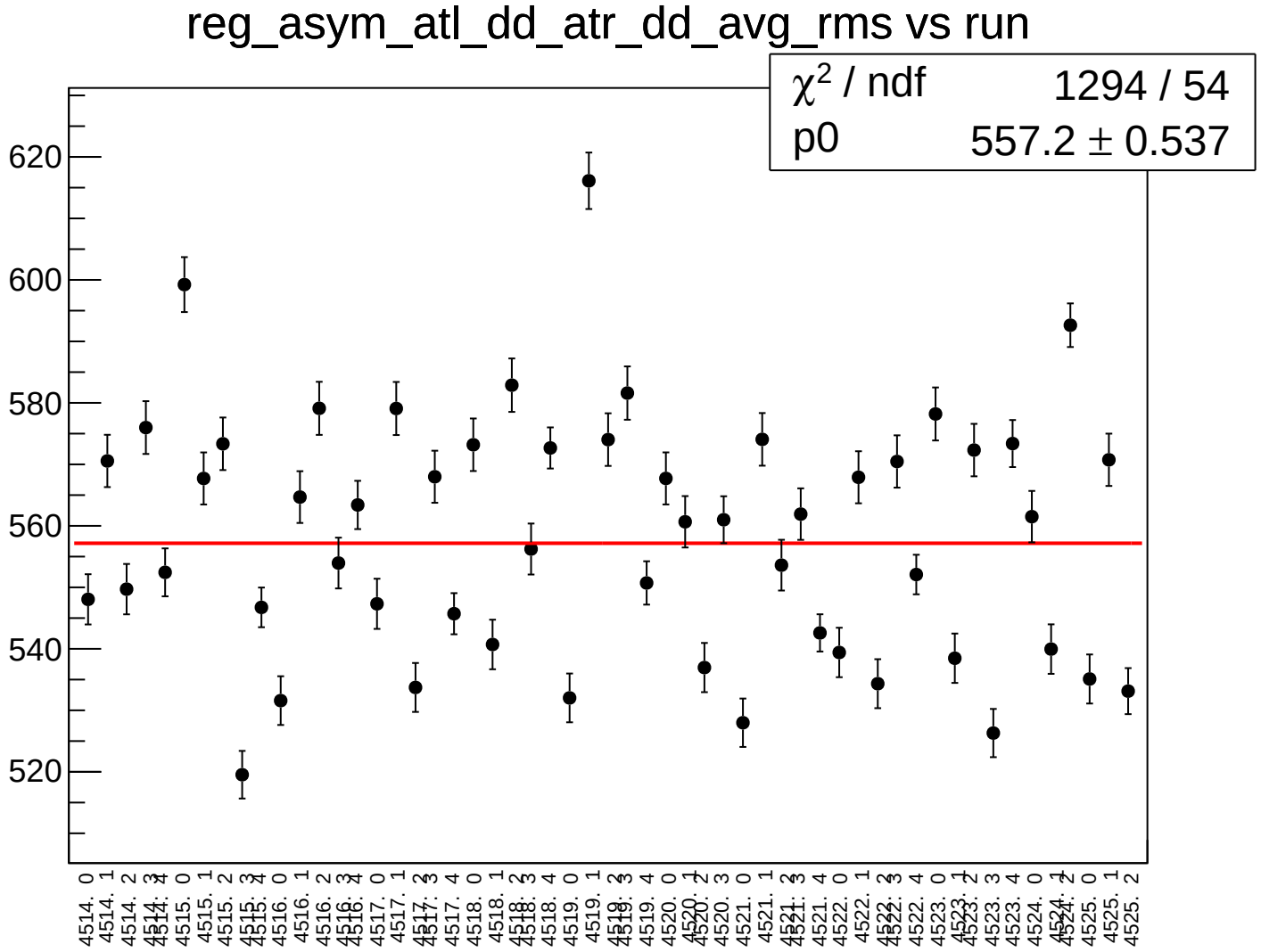
reg_asym_atl_dd_atr_dd_avg_rms vs run
χ2 / ndf 1294 / 54
p0 557.2 ± 0.537
620
600
580
560
540
520
4514. 0
4514. 1
4514. 2
4514. 3
4514. 4
4515. 0
4515. 1
4515. 2
4515. 3
4515. 4
4516. 0
4516. 1
4516. 2
4516. 3
4516. 4
4517. 0
4517. 1
4517. 2
4517. 3
4517. 4
4518. 0
4518. 1
4518. 2
4518. 3
4518. 4
4519. 0
4519. 1
4519. 2
4519. 3
4519. 4
4520. 0
4520. 1
4520. 2
4520. 3
4521. 0
4521. 1
4521. 2
4521. 3
4521. 4
4522. 0
4522. 1
4522. 2
4522. 3
4522. 4
4523. 0
4523. 1
4523. 2
4523. 3
4523. 4
4524. 0
4524. 1
4524. 2
4525. 0
4525. 1
4525. 2

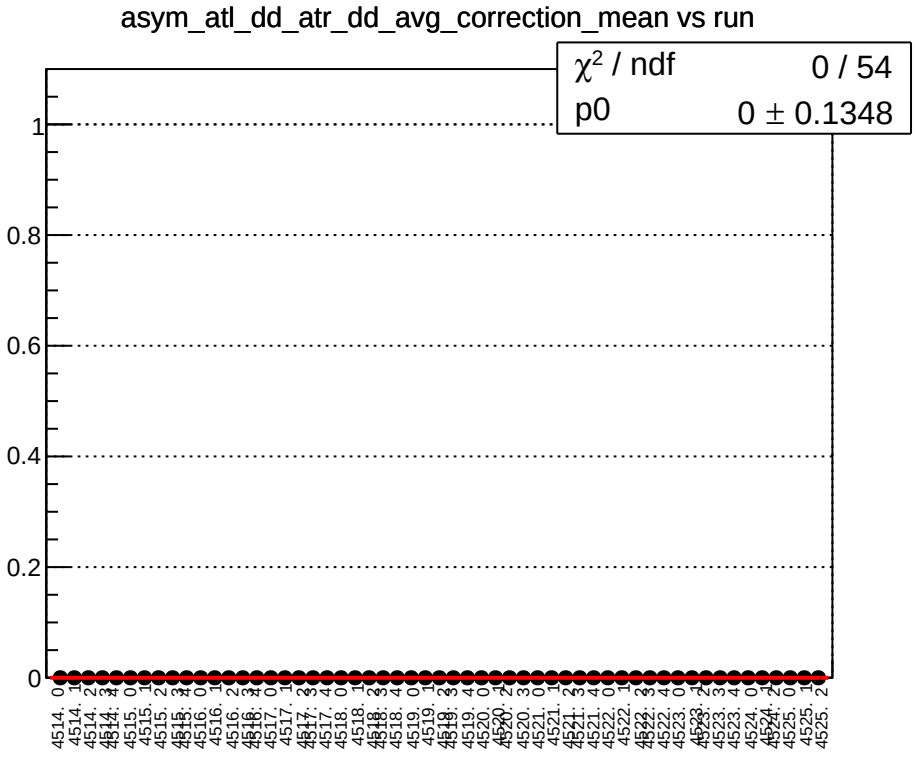
asym_atl_dd_atr_dd_avg_correction_mean vs run
χ^2 / ndf 0 / 54
p0 0 ± 0.1348
1
0.8
0.6
0.4
0.2
0

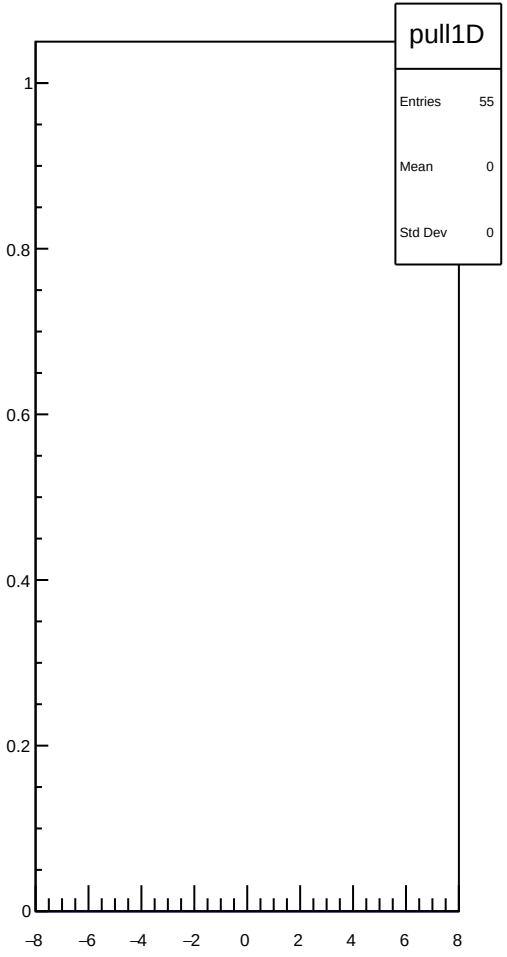
pull1D
Entries 55
Mean 0
Std Dev 0
1
0.8
0.6
0.4
0.2
0
−8
−6
−4
−2
0
2
4
6
8

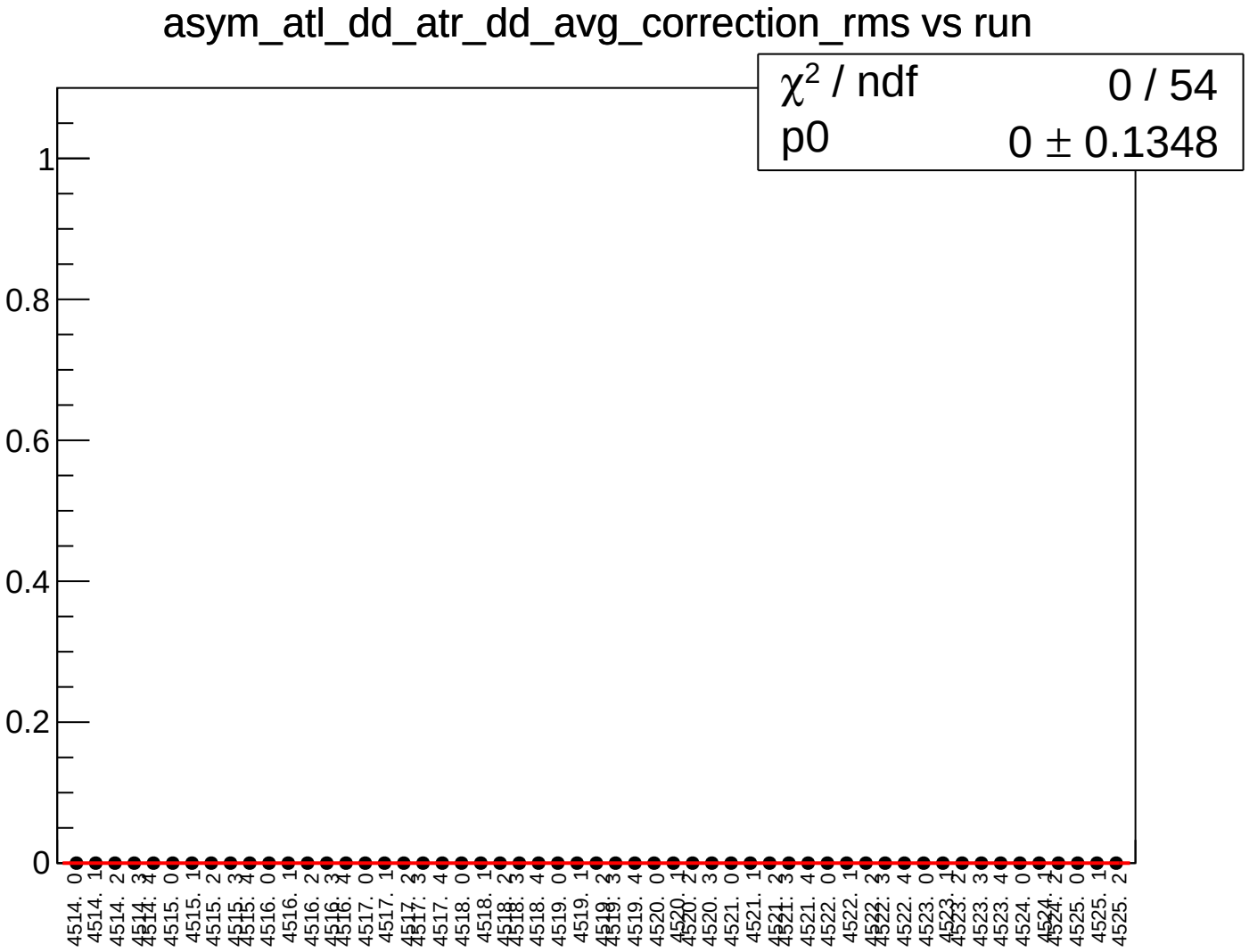
asym_atl_dd_atr_dd_avg_correction_rms vs run
χ2 / ndf 0 / 54
p0 0 ± 0.1348
1
0.8
0.6
0.4
0.2
0
4514. 0
4514. 1
4514. 2
4514. 3
4514. 4
4515. 0
4515. 1
4515. 2
4515. 3
4515. 4
4516. 0
4516. 1
4516. 2
4516. 3
4516. 4
4517. 0
4517. 1
4517. 2
4517. 3
4517. 4
4518. 0
4518. 1
4518. 2
4518. 3
4518. 4
4519. 0
4519. 1
4519. 2
4519. 3
4519. 4
4520. 0
4520. 1
4520. 2
4520. 3
4521. 0
4521. 1
4521. 2
4521. 3
4521. 4
4522. 0
4522. 1
4522. 2
4522. 3
4522. 4
4523. 0
4523. 1
4523. 2
4523. 3
4523. 4
4524. 0
4524. 1
4524. 2
4525. 0
4525. 1
4525. 2

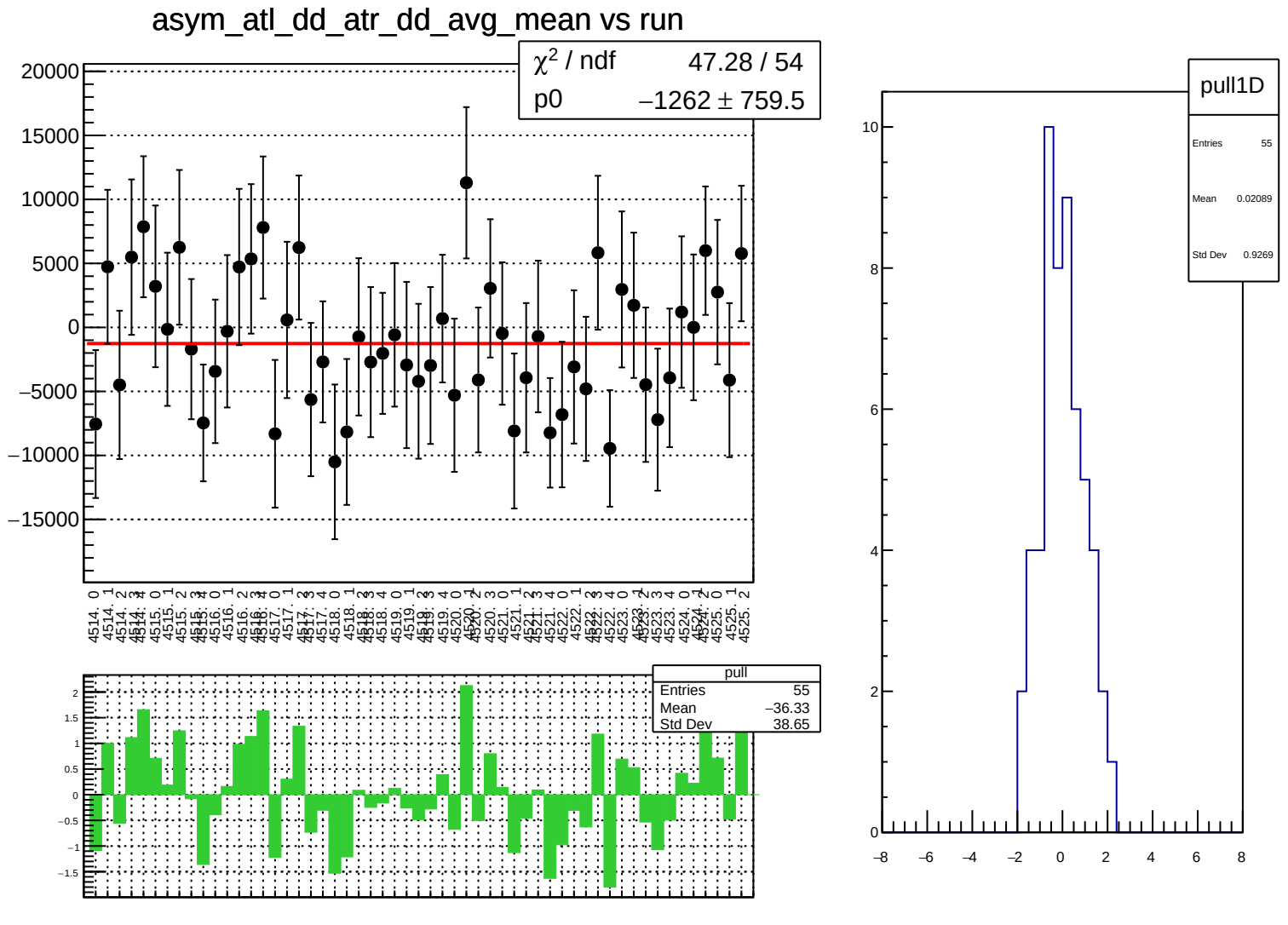
asym_atl_dd_atr_dd_avg_mean vs run
χ² / ndf 47.28 / 54
p0 −1262 ± 759.5
pull
Entries 55
Mean −36.33
Std Dev 38.65
pull1D
Entries 55
Mean 0.02089
Std Dev 0.9269

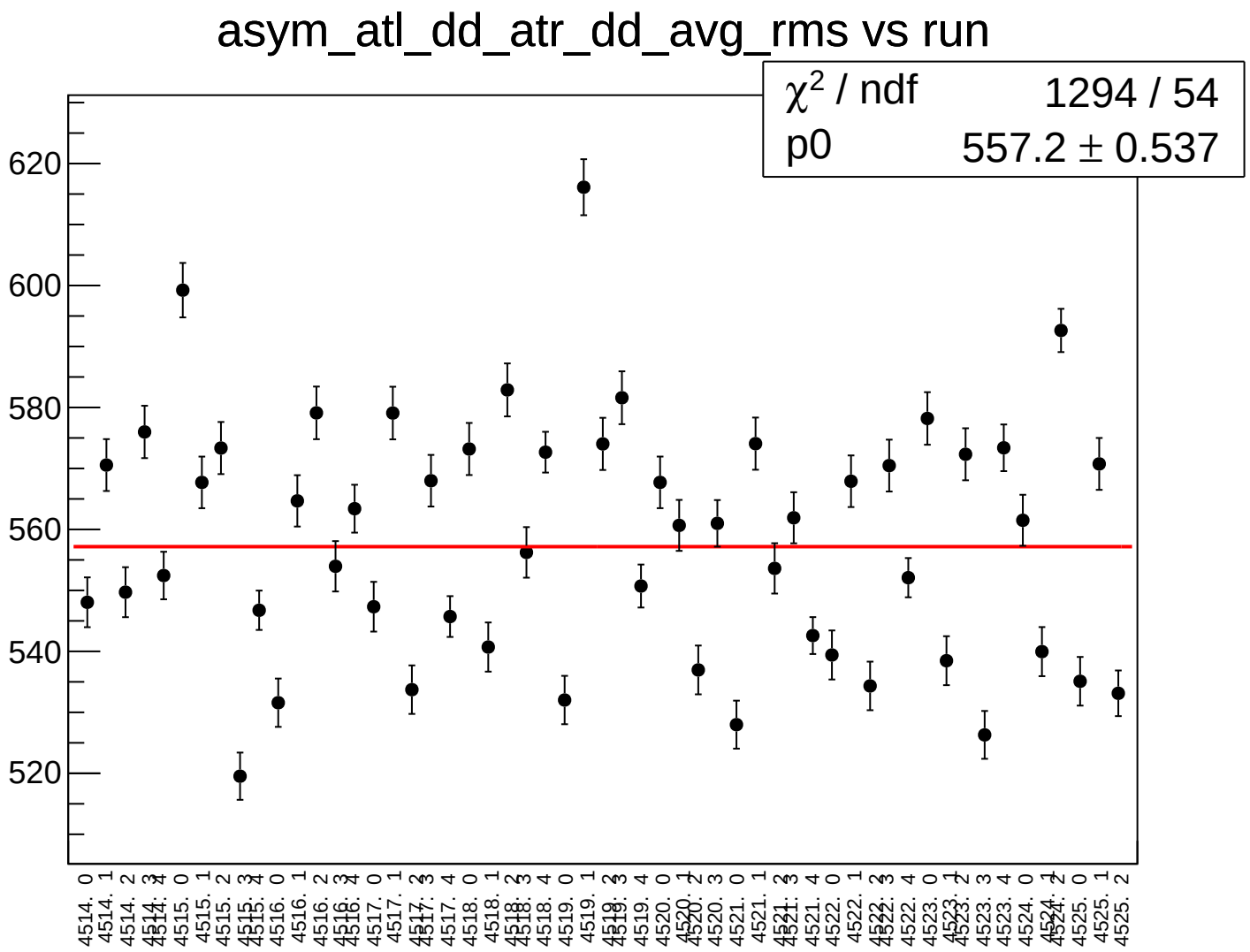
asym_atl_dd_atr_dd_avg_rms vs run
χ2 / ndf 1294 / 54
p0 557.2 ± 0.537
620
600
580
560
540
520
4514. 0
4514. 1
4514. 2
4514. 3
4514. 4
4515. 0
4515. 1
4515. 2
4515. 3
4515. 4
4516. 0
4516. 1
4516. 2
4516. 3
4516. 4
4517. 0
4517. 1
4517. 2
4517. 3
4517. 4
4518. 0
4518. 1
4518. 2
4518. 3
4518. 4
4519. 0
4519. 1
4519. 2
4519. 3
4519. 4
4520. 0
4520. 1
4520. 2
4520. 3
4521. 0
4521. 1
4521. 2
4521. 3
4521. 4
4522. 0
4522. 1
4522. 2
4522. 3
4522. 4
4523. 0
4523. 1
4523. 2
4523. 3
4523. 4
4524. 0
4524. 1
4524. 2
4525. 0
4525. 1
4525. 2

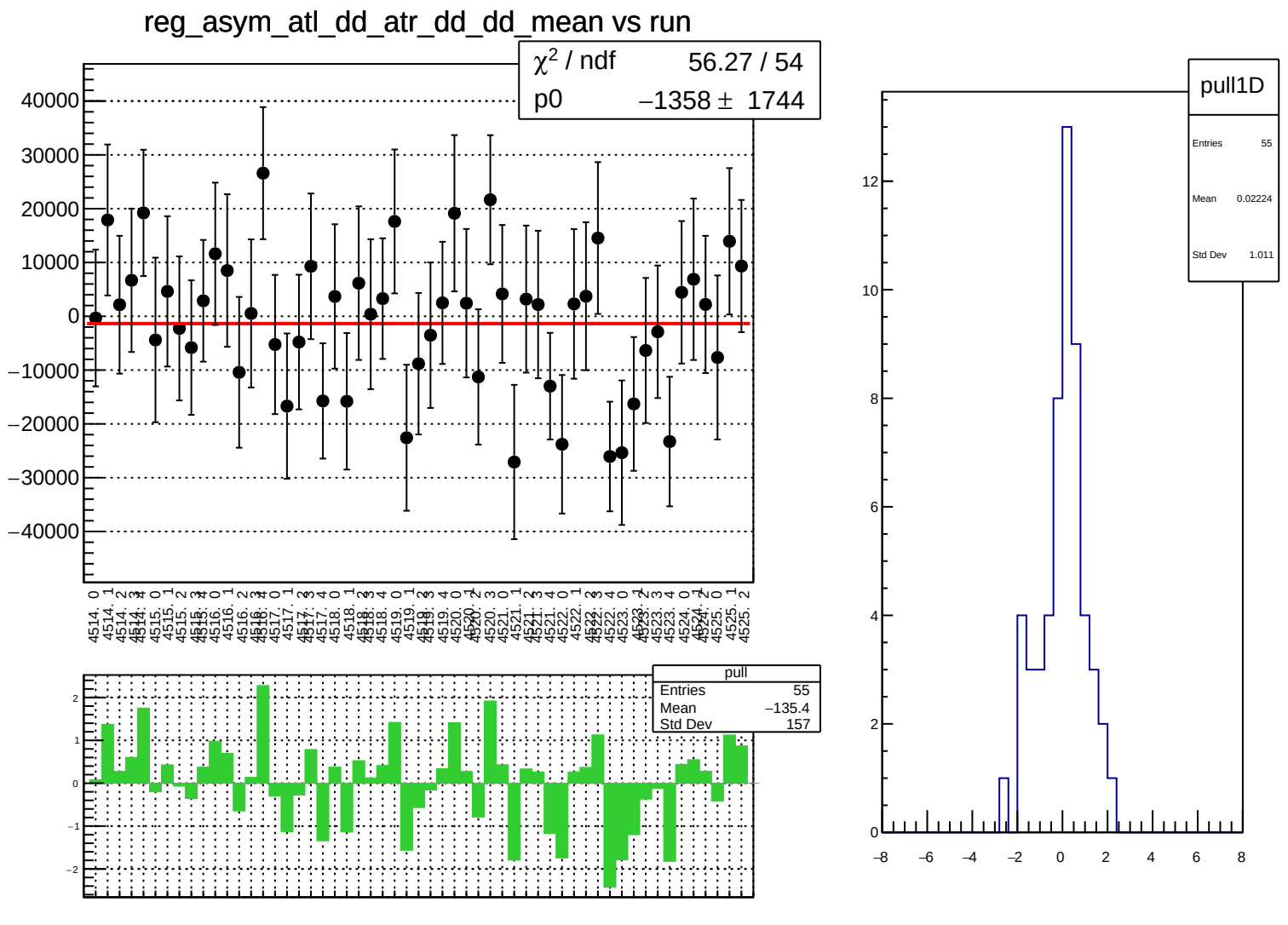
reg_asym_atl_dd_atr_dd_dd_mean vs run
χ² / ndf 56.27 / 54
p0 −1358 ± 1744
pull
Entries 55
Mean −135.4
Std Dev 157
pull1D
Entries 55
Mean 0.02224
Std Dev 1.011

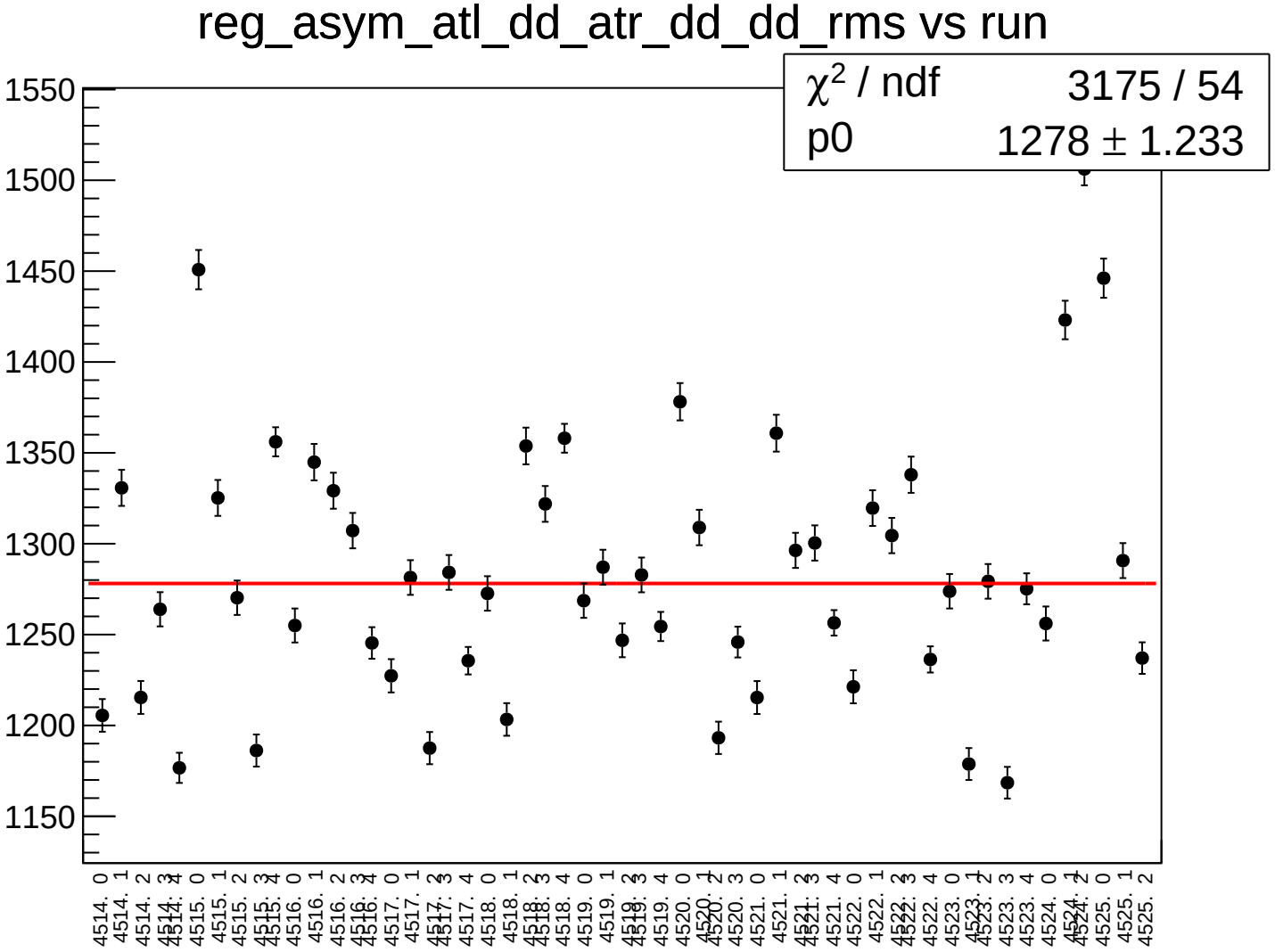
reg_asym_atl_dd_atr_dd_dd_rms vs run
χ2 / ndf 3175 / 54
p0 1278 ± 1.233
1550
1500
1450
1400
1350
1300
1250
1200
1150
4514. 0
4514. 1
4514. 2
4514. 3
4514. 4
4515. 0
4515. 1
4515. 2
4515. 3
4515. 4
4516. 0
4516. 1
4516. 2
4516. 3
4516. 4
4517. 0
4517. 1
4517. 2
4517. 3
4517. 4
4518. 0
4518. 1
4518. 2
4518. 3
4518. 4
4519. 0
4519. 1
4519. 2
4519. 3
4519. 4
4520. 0
4520. 1
4520. 2
4520. 3
4521. 0
4521. 1
4521. 2
4521. 3
4521. 4
4522. 0
4522. 1
4522. 2
4522. 3
4522. 4
4523. 0
4523. 1
4523. 2
4523. 3
4523. 4
4524. 0
4524. 1
4524. 2
4525. 0
4525. 1
4525. 2

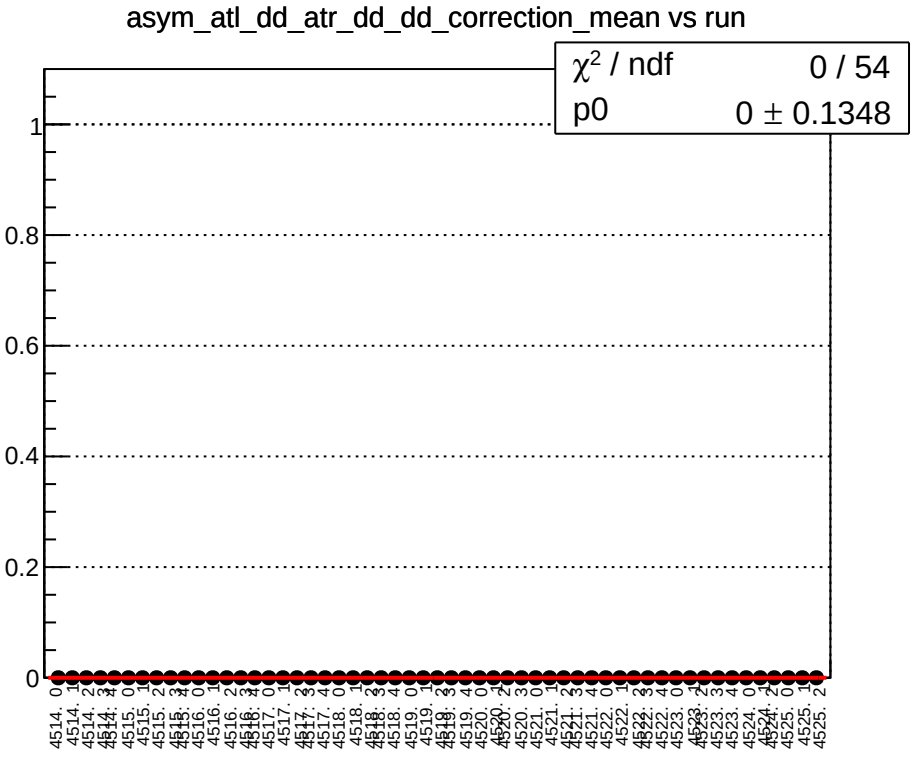
asym_atl_dd_atr_dd_dd_correction_mean vs run
χ^2 / ndf 0 / 54
p0 0 ± 0.1348
1
0.8
0.6
0.4
0.2
0

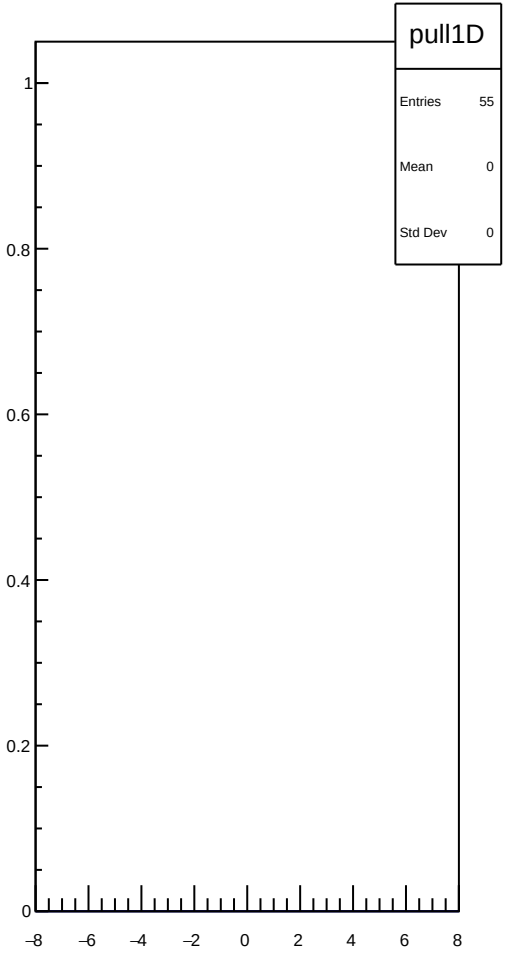
pull1D
Entries 55
Mean 0
Std Dev 0
1
0.8
0.6
0.4
0.2
0
−8
−6
−4
−2
0
2
4
6
8

asym_atl_dd_atr_dd_dd_correction_rms vs run

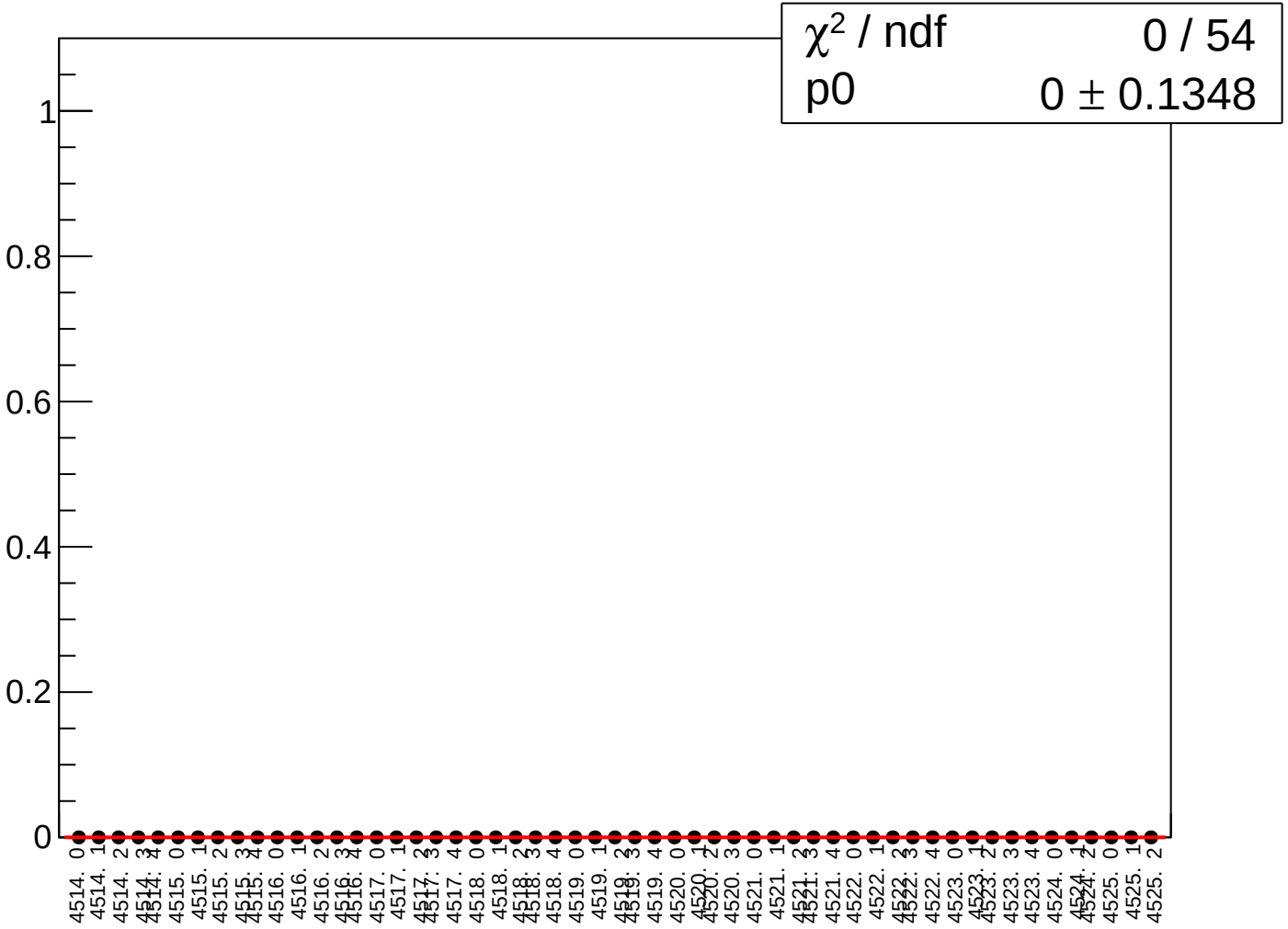

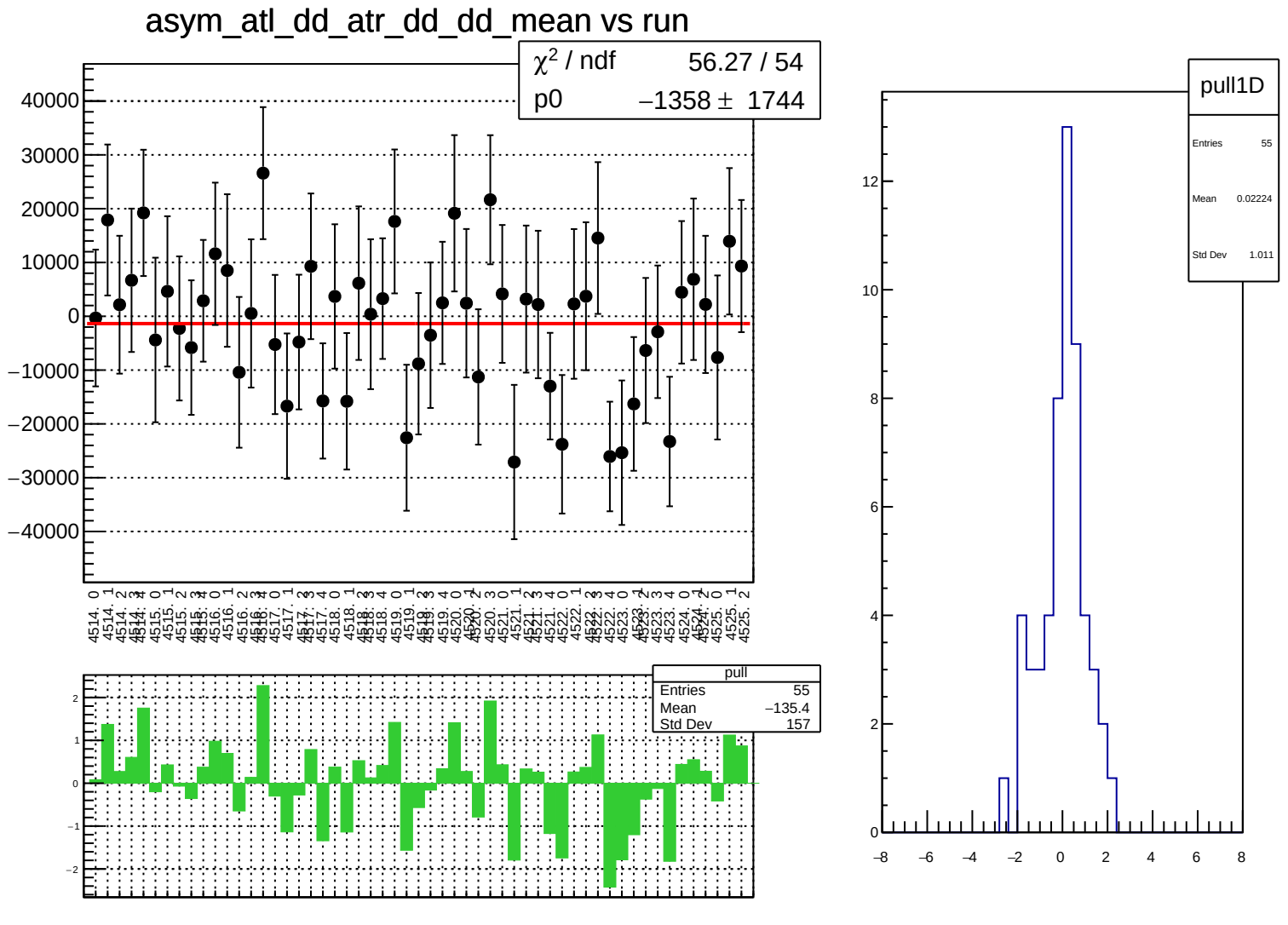
asym_atl_dd_atr_dd_dd_mean vs run
χ² / ndf 56.27 / 54
p0 −1358 ± 1744
pull
Entries 55
Mean −135.4
Std Dev 157
pull1D
Entries 55
Mean 0.02224
Std Dev 1.011

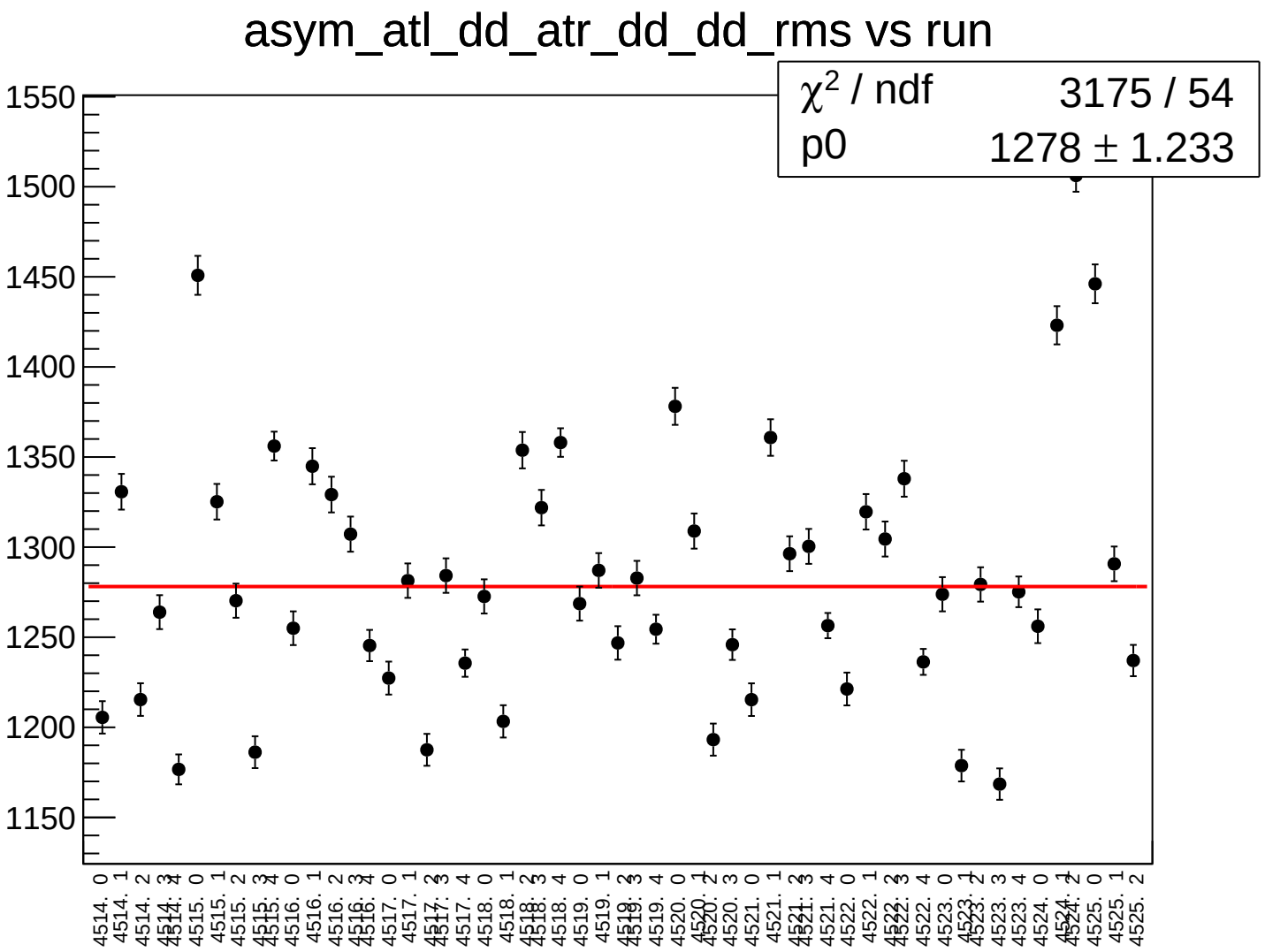
asym_atl_dd_atr_dd_dd_rms vs run
χ2 / ndf 3175 / 54
p0 1278 ± 1.233
1550
1500
1450
1400
1350
1300
1250
1200
1150
4514. 0
4514. 1
4514. 2
4514. 3
4514. 4
4515. 0
4515. 1
4515. 2
4515. 3
4515. 4
4516. 0
4516. 1
4516. 2
4516. 3
4516. 4
4517. 0
4517. 1
4517. 2
4517. 3
4517. 4
4518. 0
4518. 1
4518. 2
4518. 3
4518. 4
4519. 0
4519. 1
4519. 2
4519. 3
4519. 4
4520. 0
4520. 1
4520. 2
4520. 3
4521. 0
4521. 1
4521. 2
4521. 3
4521. 4
4522. 0
4522. 1
4522. 2
4522. 3
4522. 4
4523. 0
4523. 1
4523. 2
4523. 3
4523. 4
4524. 0
4524. 1
4524. 2
4525. 0
4525. 1
4525. 2

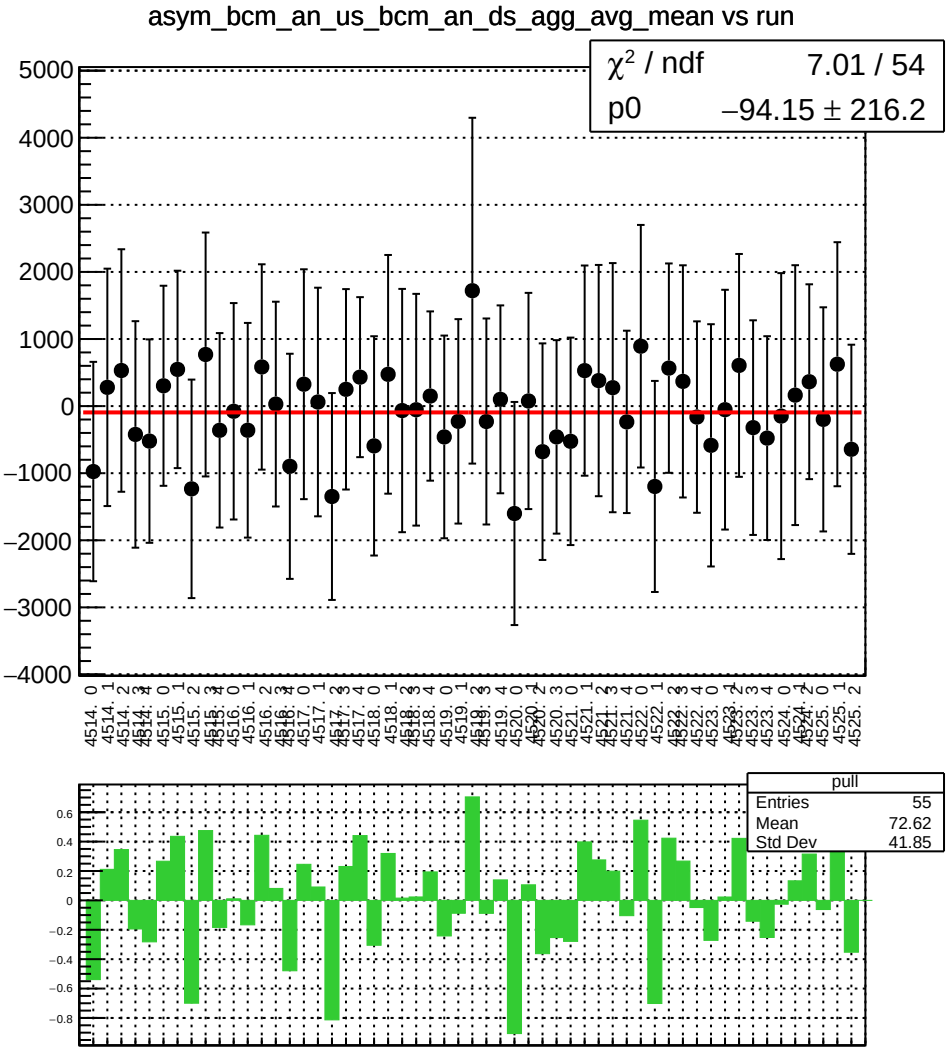
asym_bcm_an_us_bcm_an_ds_agg_avg_mean vs run
χ^2 / ndf 7.01 / 54
p0 −94.15 ± 216.2
pull
Entries 55
Mean 72.62
Std Dev 41.85

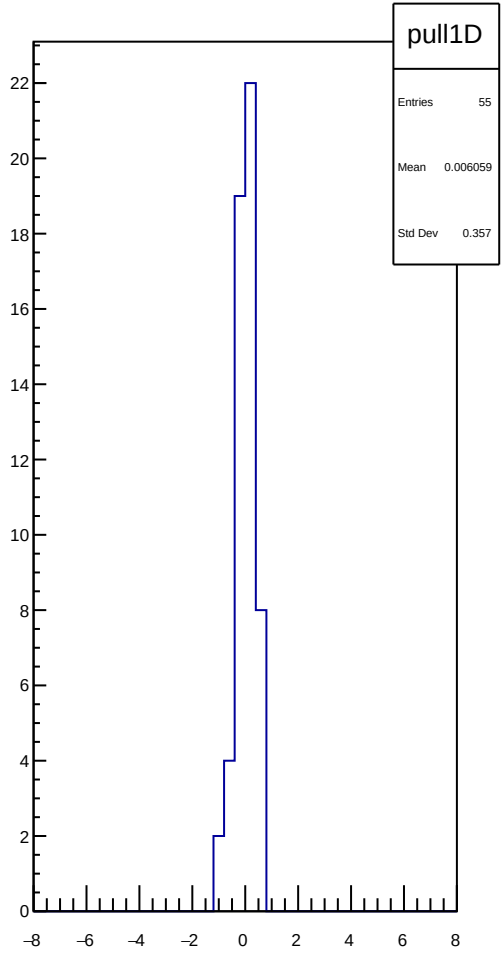
pull1D
Entries 55
Mean 0.006059
Std Dev 0.357

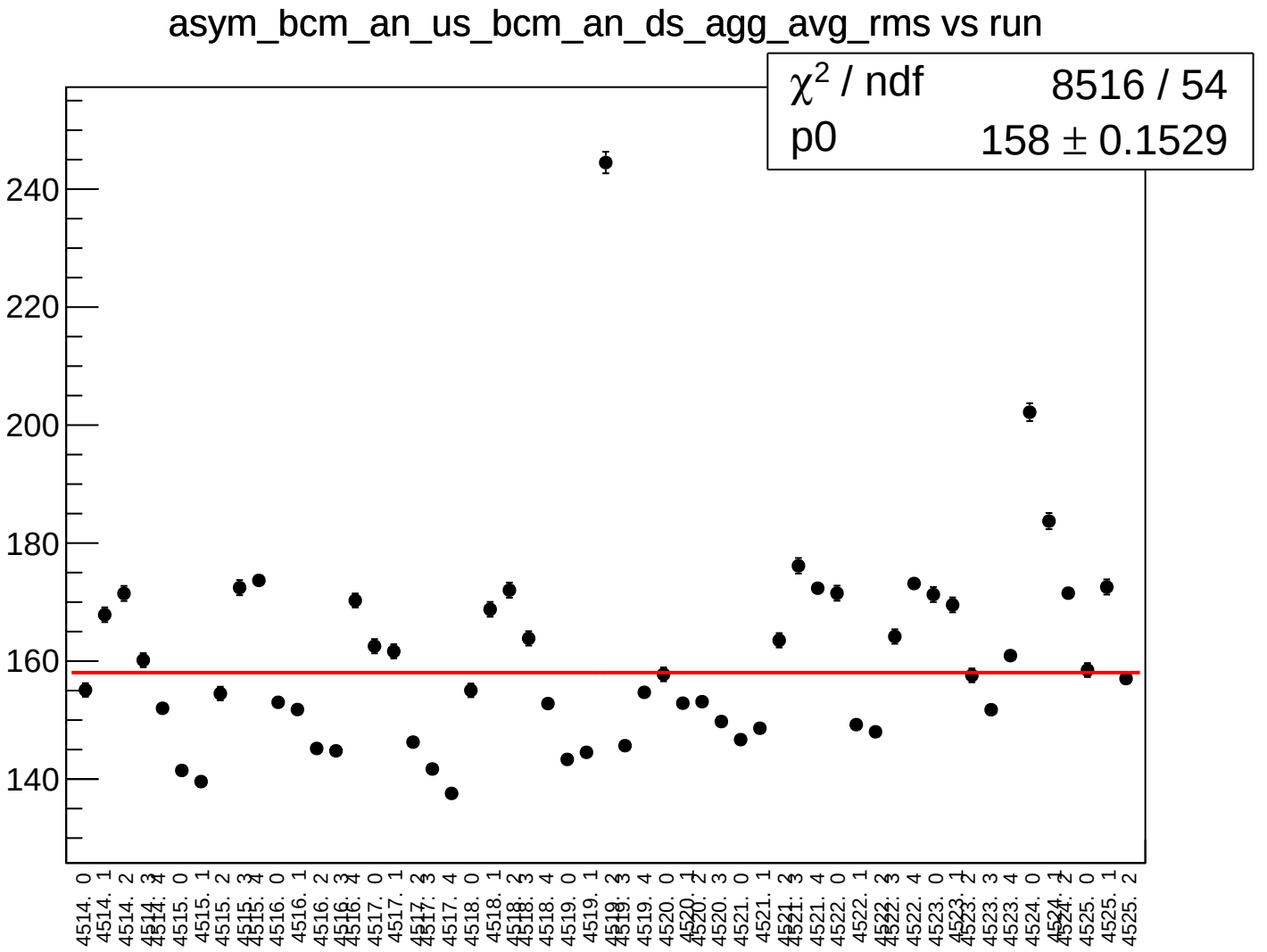
asym_bcm_an_us_bcm_an_ds_agg_avg_rms vs run
χ2 / ndf 8516 / 54
p0 158 ± 0.1529
240
220
200
180
160
140
4514. 0
4514. 1
4514. 2
4514. 3
4514. 4
4515. 0
4515. 1
4515. 2
4515. 3
4515. 4
4516. 0
4516. 1
4516. 2
4516. 3
4516. 4
4517. 0
4517. 1
4517. 2
4517. 3
4517. 4
4518. 0
4518. 1
4518. 2
4518. 3
4518. 4
4519. 0
4519. 1
4519. 2
4519. 3
4519. 4
4520. 0
4520. 1
4520. 2
4520. 3
4521. 0
4521. 1
4521. 2
4521. 3
4521. 4
4522. 0
4522. 1
4522. 2
4522. 3
4522. 4
4523. 0
4523. 1
4523. 2
4523. 3
4523. 4
4524. 0
4524. 1
4524. 2
4525. 0
4525. 1
4525. 2

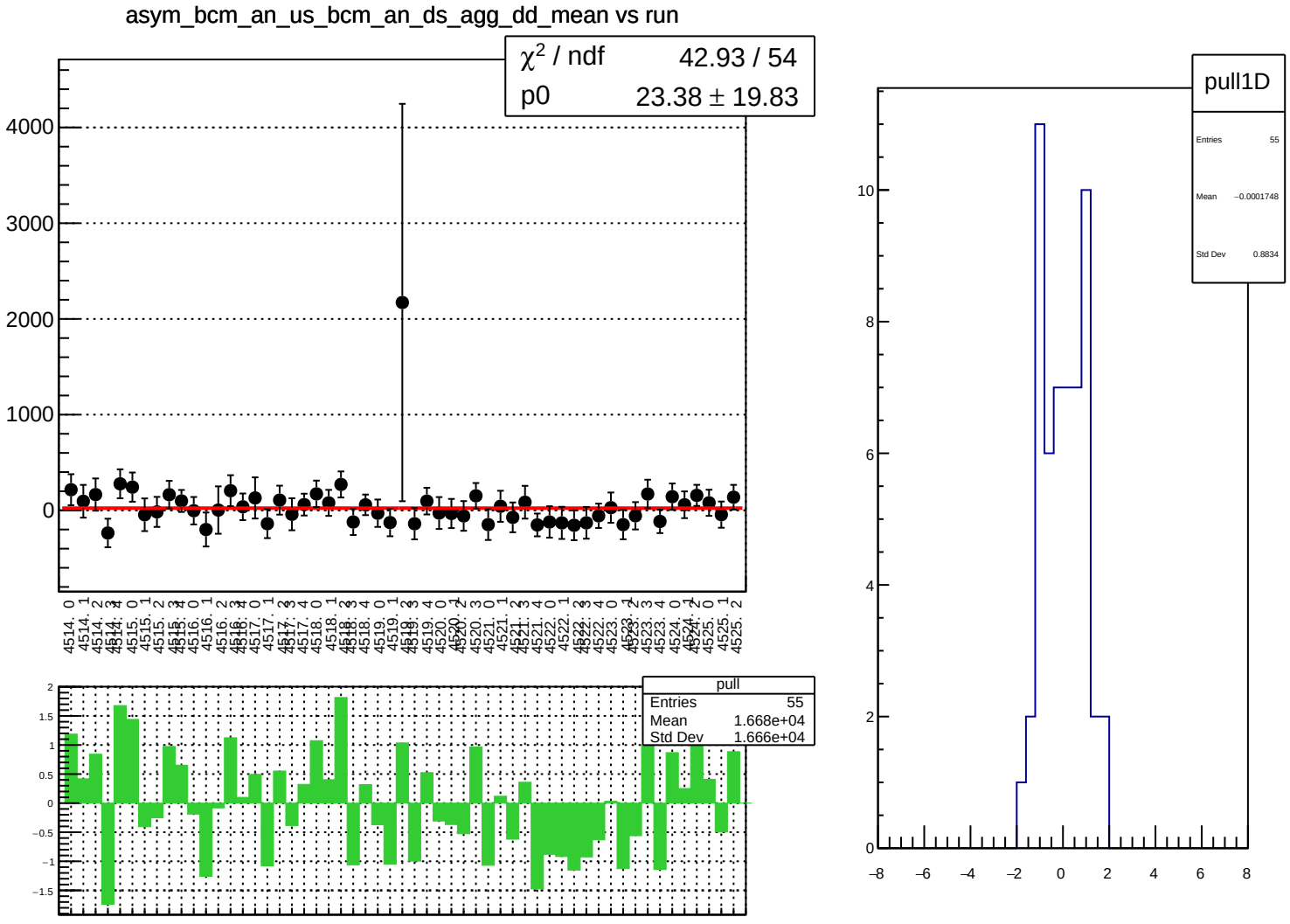
asym_bcm_an_us_bcm_an_ds_agg_dd_mean vs run
χ2 / ndf 42.93 / 54
p0 23.38 ± 19.83
pull
Entries 55
Mean 1.668e+04
Std Dev 1.666e+04
pull1D
Entries 55
Mean −0.0001748
Std Dev 0.8834

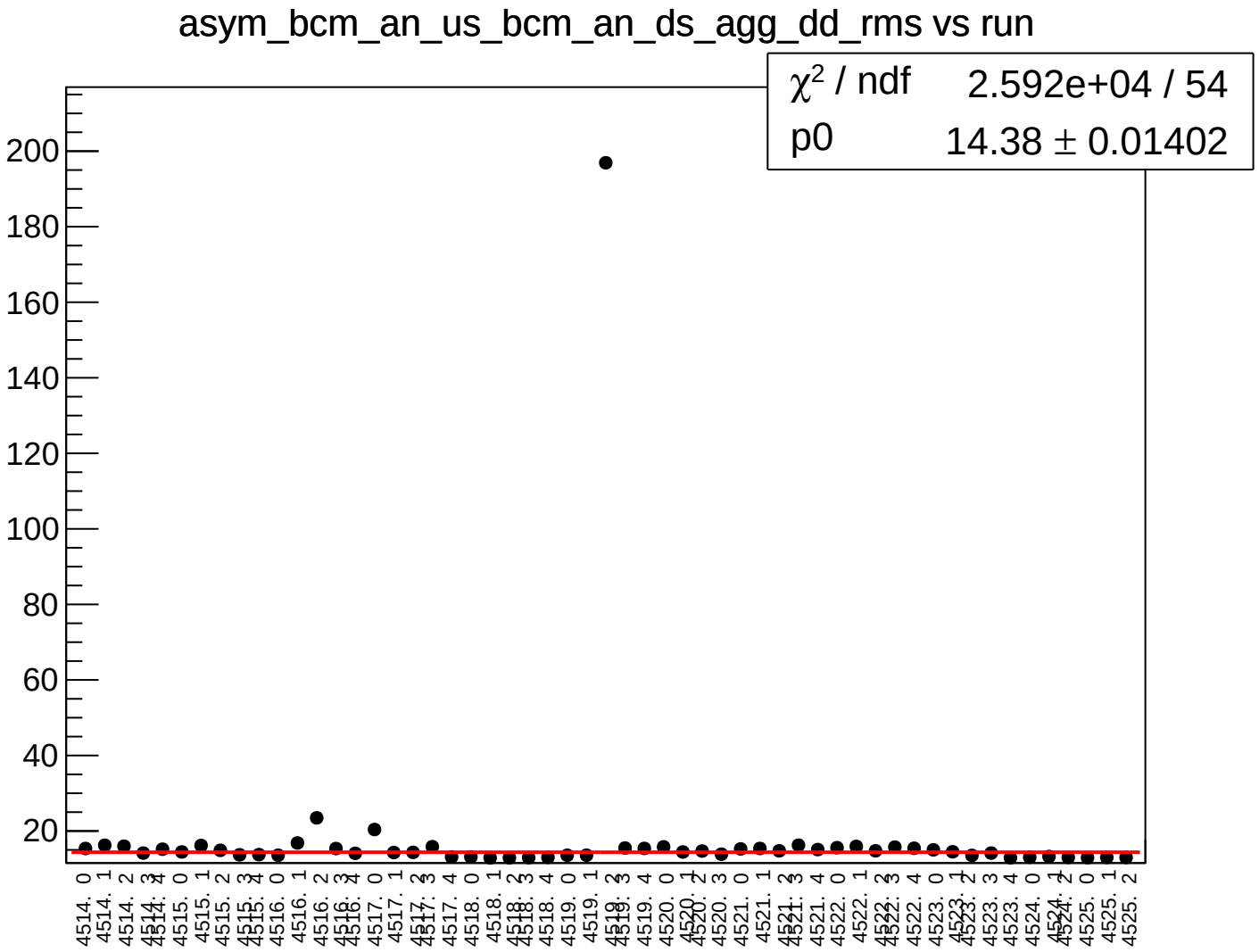
asym_bcm_an_us_bcm_an_ds_agg_dd_rms vs run
χ2 / ndf 2.592e+04 / 54
p0 14.38 ± 0.01402
200
180
160
140
120
100
80
60
40
20
4514. 0
4514. 1
4514. 2
4514. 3
4514. 4
4515. 0
4515. 1
4515. 2
4515. 3
4515. 4
4516. 0
4516. 1
4516. 2
4516. 3
4516. 4
4517. 0
4517. 1
4517. 2
4517. 3
4517. 4
4518. 0
4518. 1
4518. 2
4518. 3
4518. 4
4519. 0
4519. 1
4519. 2
4519. 3
4519. 4
4520. 0
4520. 1
4520. 2
4520. 3
4521. 0
4521. 1
4521. 2
4521. 3
4521. 4
4522. 0
4522. 1
4522. 2
4522. 3
4522. 4
4523. 0
4523. 1
4523. 2
4523. 3
4523. 4
4524. 0
4524. 1
4524. 2
4525. 0
4525. 1
4525. 2

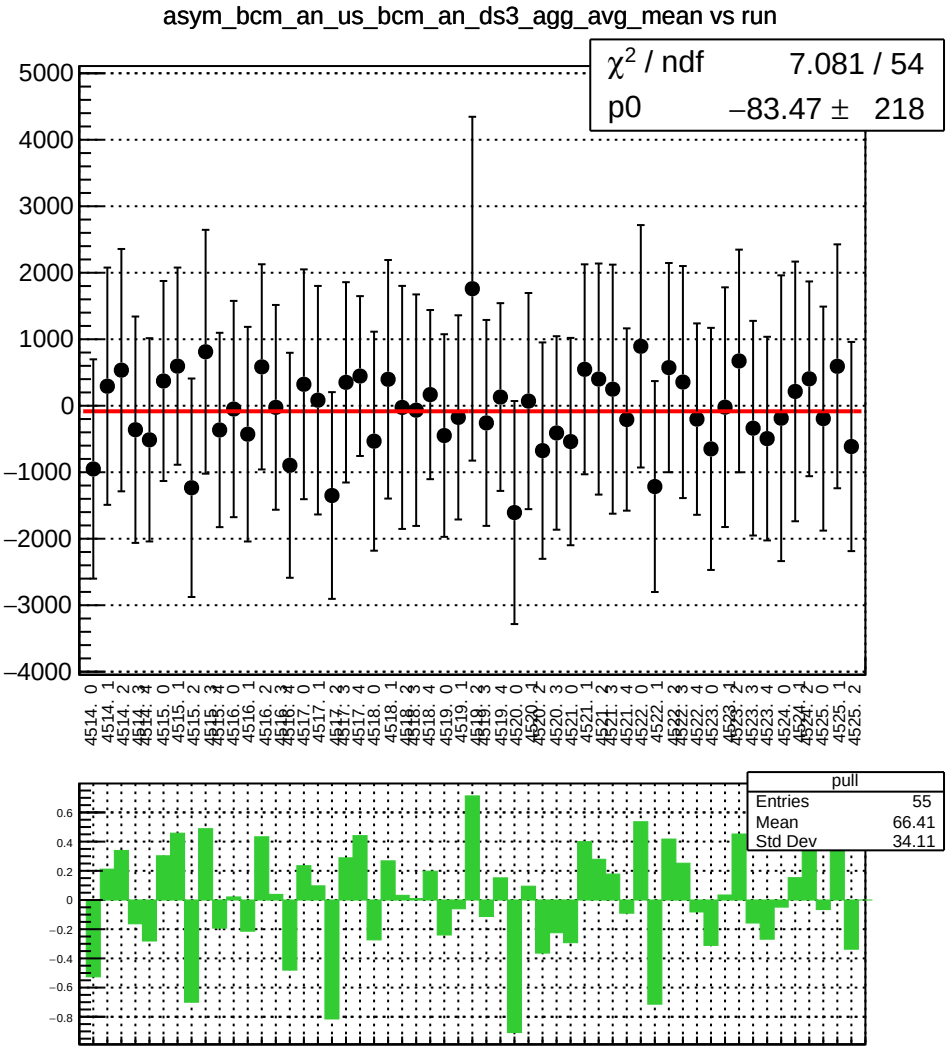
asym_bcm_an_us_bcm_an_ds3_agg_avg_mean vs run
χ² / ndf 7.081 / 54
p0 −83.47 ± 218
pull
Entries 55
Mean 66.41
Std Dev 34.11

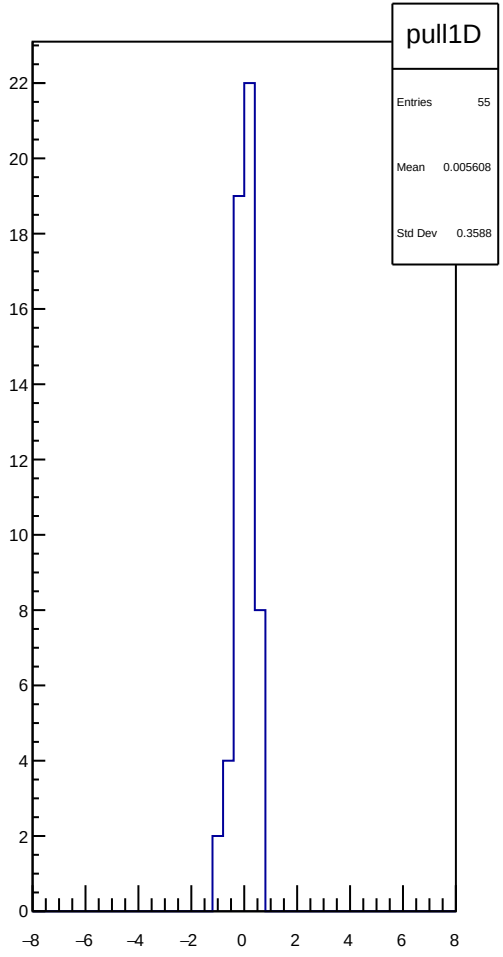
pull1D
Entries 55
Mean 0.005608
Std Dev 0.3588

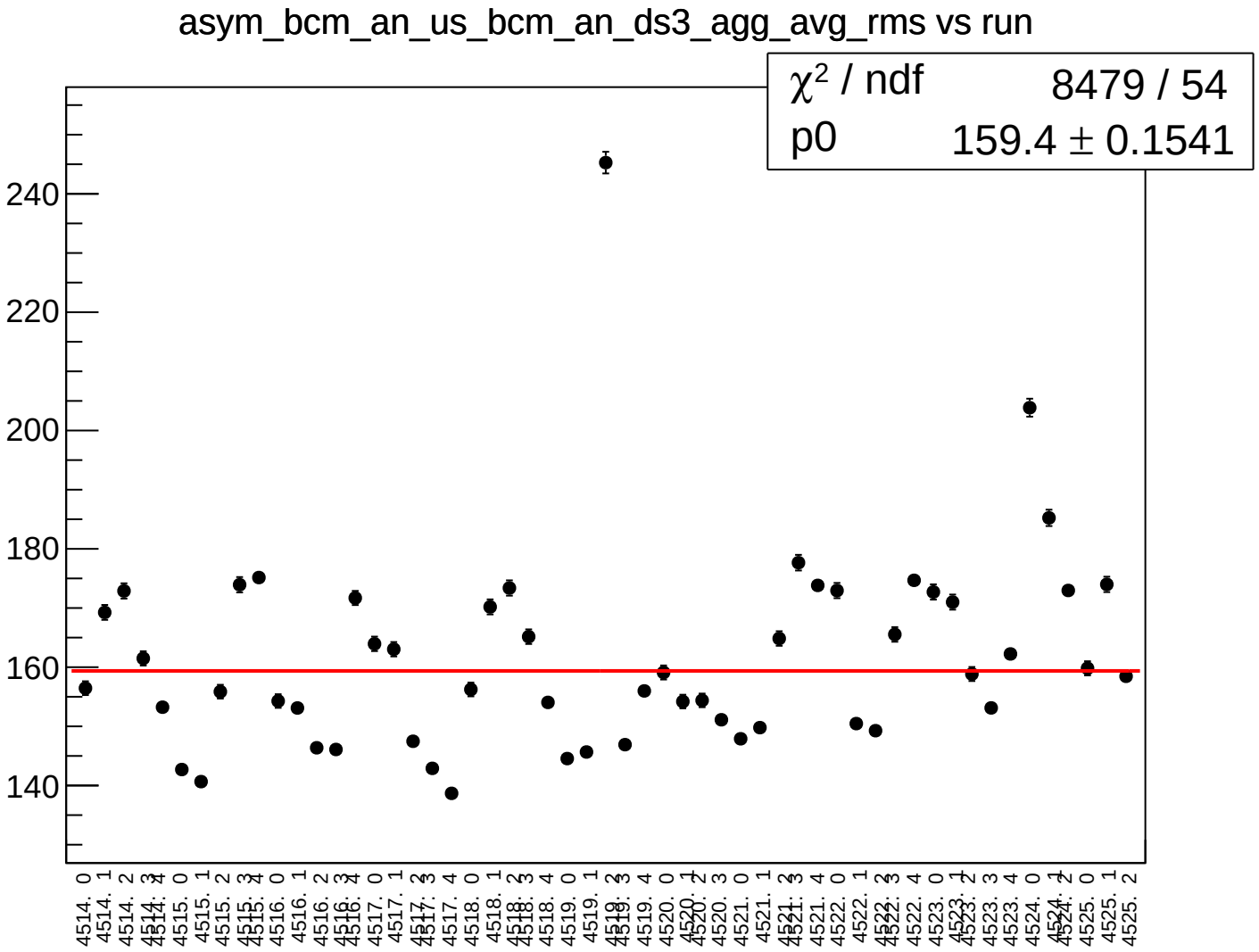
asym_bcm_an_us_bcm_an_ds3_agg_avg_rms vs run
χ² / ndf 8479 / 54
p0 159.4 ± 0.1541
240
220
200
180
160
140
4514. 0
4514. 1
4514. 2
4514. 3
4514. 4
4515. 0
4515. 1
4515. 2
4515. 3
4515. 4
4516. 0
4516. 1
4516. 2
4516. 3
4516. 4
4517. 0
4517. 1
4517. 2
4517. 3
4517. 4
4518. 0
4518. 1
4518. 2
4518. 3
4518. 4
4519. 0
4519. 1
4519. 2
4519. 3
4519. 4
4520. 0
4520. 1
4520. 2
4520. 3
4521. 0
4521. 1
4521. 2
4521. 3
4521. 4
4522. 0
4522. 1
4522. 2
4522. 3
4522. 4
4523. 0
4523. 1
4523. 2
4523. 3
4523. 4
4524. 0
4524. 1
4524. 2
4525. 0
4525. 1
4525. 2

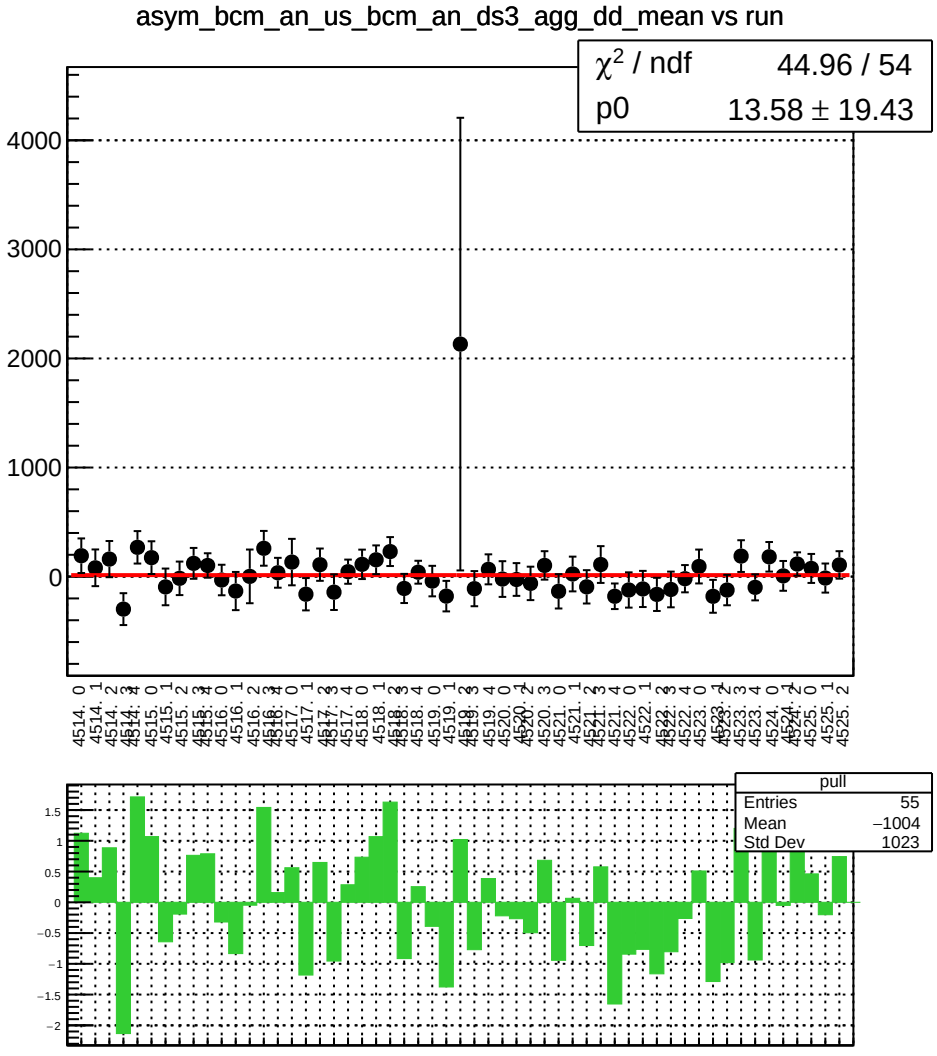
asym_bcm_an_us_bcm_an_ds3_agg_dd_mean vs run
χ2 / ndf 44.96 / 54
p0 13.58 ± 19.43
4000
3000
2000
1000
0
pull
Entries 55
Mean −1004
Std Dev 1023
1.5
1
0.5
0
−0.5
−1
−1.5
−2

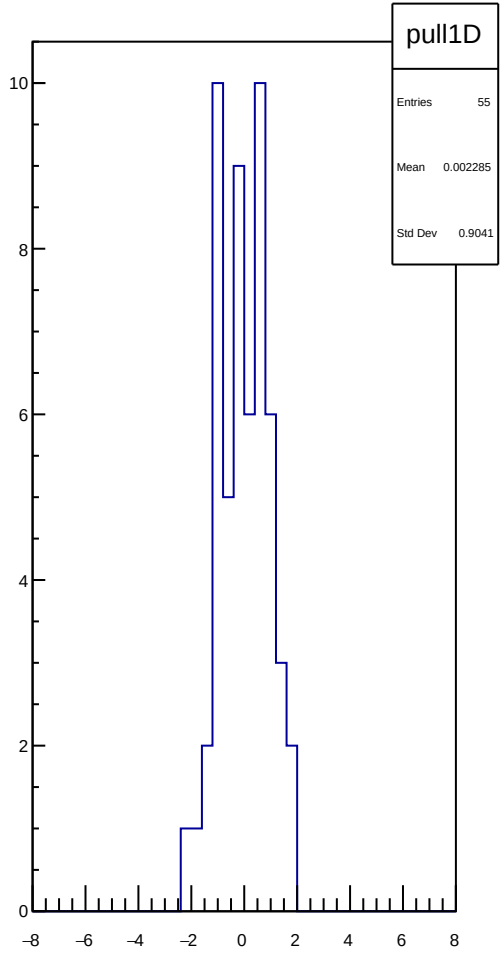
pull1D
Entries 55
Mean 0.002285
Std Dev 0.9041
10
8
6
4
2
0
−8
−6
−4
−2
0
2
4
6
8

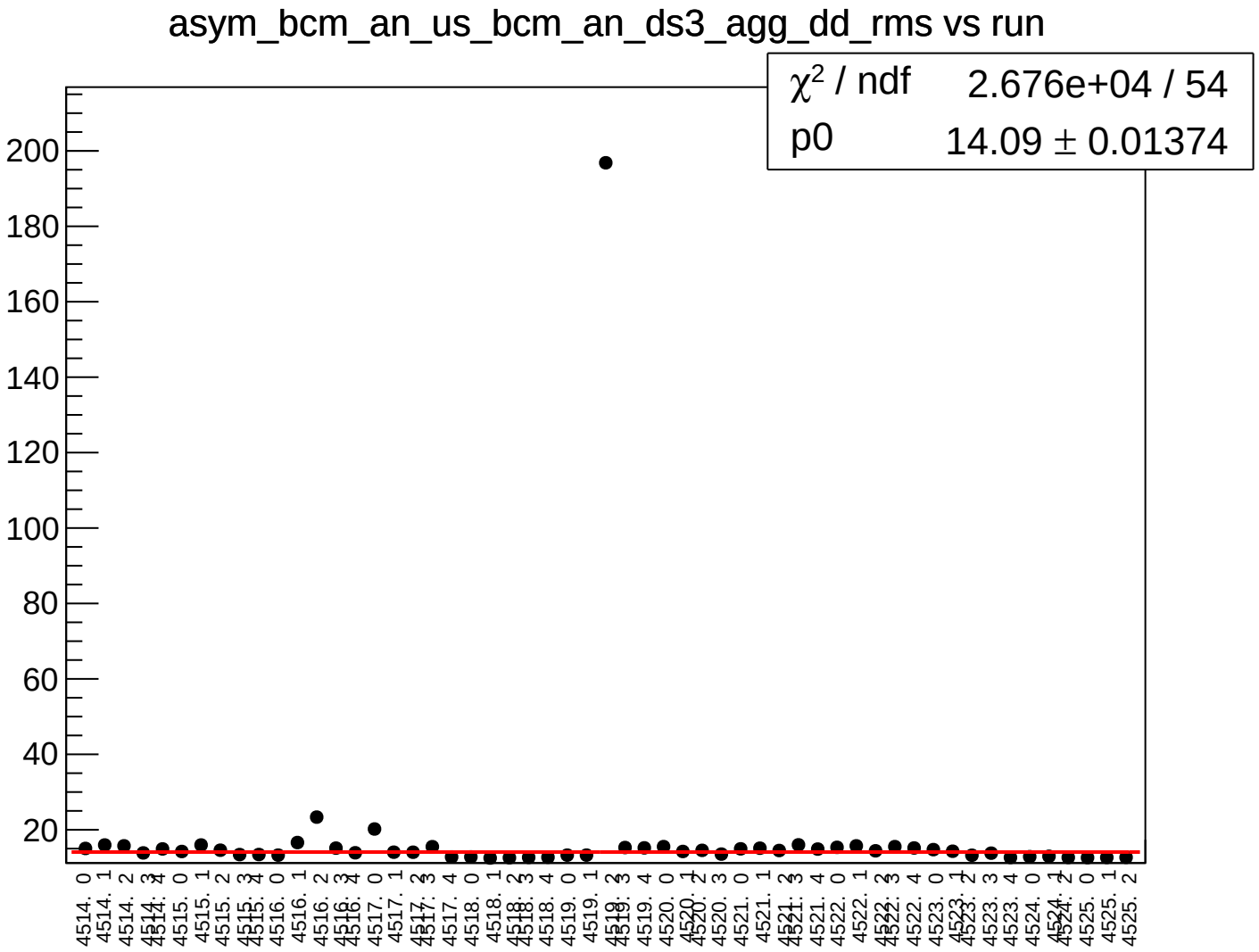
asym_bcm_an_us_bcm_an_ds3_agg_dd_rms vs run
χ2 / ndf 2.676e+04 / 54
p0 14.09 ± 0.01374
200
180
160
140
120
100
80
60
40
20
4514. 0
4514. 1
4514. 2
4514. 3
4514. 4
4515. 0
4515. 1
4515. 2
4515. 3
4515. 4
4516. 0
4516. 1
4516. 2
4516. 3
4516. 4
4517. 0
4517. 1
4517. 2
4517. 3
4517. 4
4518. 0
4518. 1
4518. 2
4518. 3
4518. 4
4519. 0
4519. 1
4519. 2
4519. 3
4519. 4
4520. 0
4520. 1
4520. 2
4520. 3
4521. 0
4521. 1
4521. 2
4521. 3
4521. 4
4522. 0
4522. 1
4522. 2
4522. 3
4522. 4
4523. 0
4523. 1
4523. 2
4523. 3
4523. 4
4524. 0
4524. 1
4524. 2
4525. 0
4525. 1
4525. 2

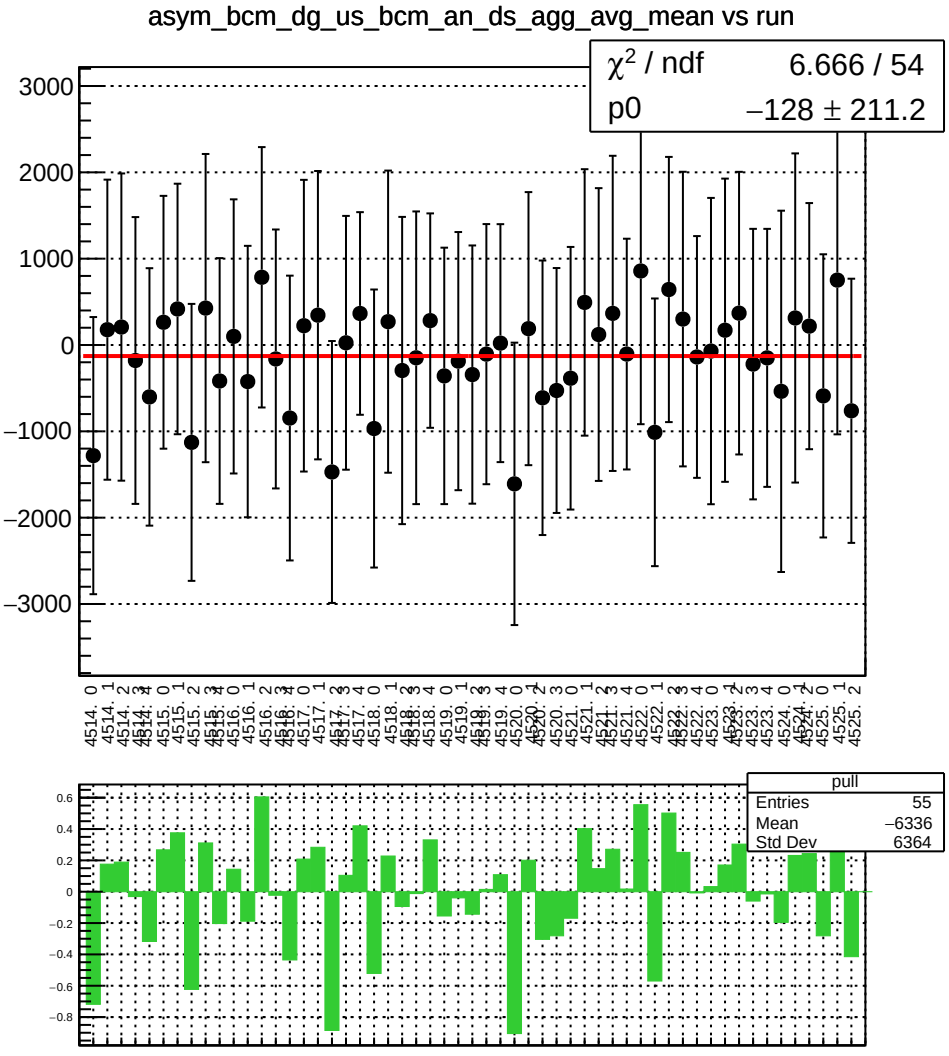
asym_bcm_dg_us_bcm_an_ds_agg_avg_mean vs run
χ² / ndf 6.666 / 54
p0 −128 ± 211.2
pull
Entries 55
Mean −6336
Std Dev 6364

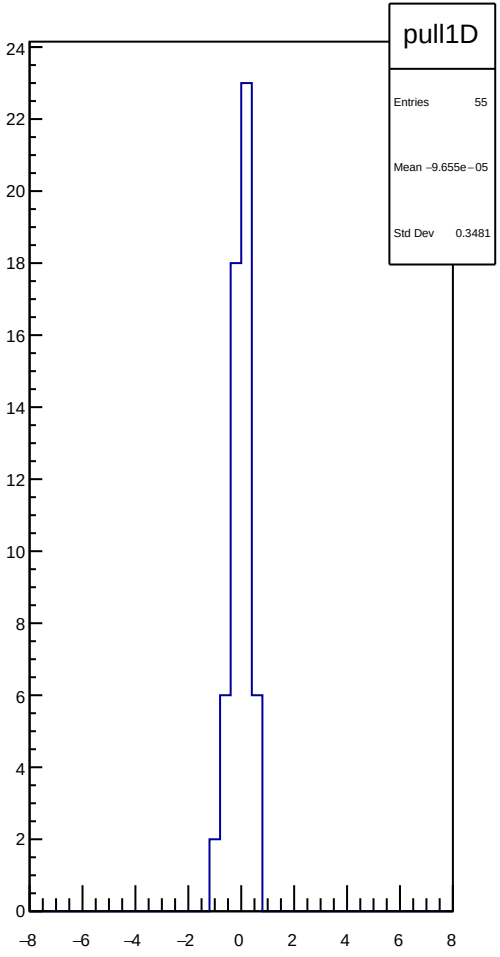
pull1D
Entries 55
Mean −9.655e−05
Std Dev 0.3481

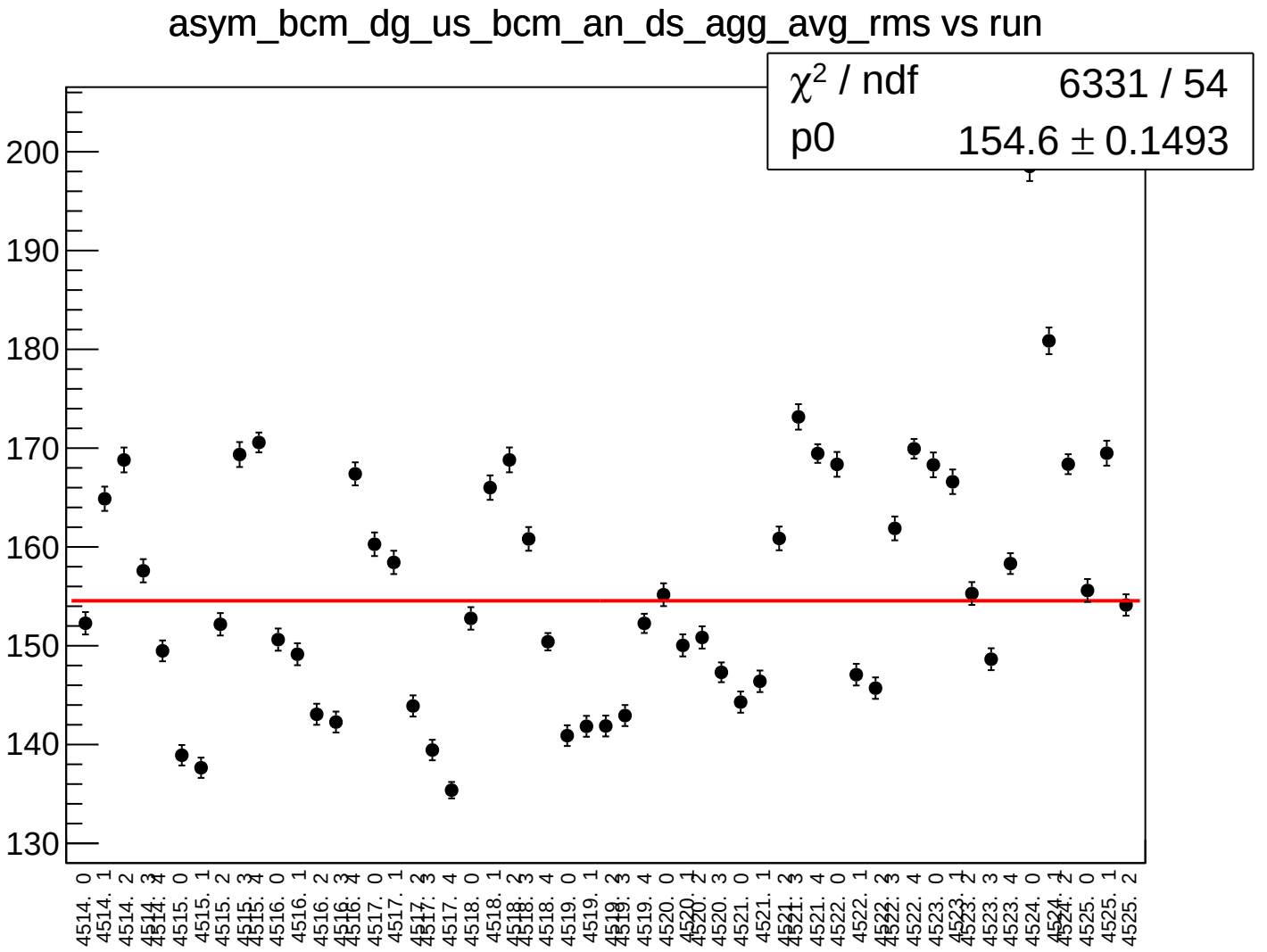
asym_bcm_dg_us_bcm_an_ds_agg_avg_rms vs run
χ2 / ndf 6331 / 54
p0 154.6 ± 0.1493
200
190
180
170
160
150
140
130
4514. 0
4514. 1
4514. 2
4514. 3
4514. 4
4515. 0
4515. 1
4515. 2
4515. 3
4515. 4
4516. 0
4516. 1
4516. 2
4516. 3
4516. 4
4517. 0
4517. 1
4517. 2
4517. 3
4517. 4
4518. 0
4518. 1
4518. 2
4518. 3
4518. 4
4519. 0
4519. 1
4519. 2
4519. 3
4519. 4
4520. 0
4520. 1
4520. 2
4520. 3
4521. 0
4521. 1
4521. 2
4521. 3
4521. 4
4522. 0
4522. 1
4522. 2
4522. 3
4522. 4
4523. 0
4523. 1
4523. 2
4523. 3
4523. 4
4524. 0
4524. 1
4524. 2
4525. 0
4525. 1
4525. 2

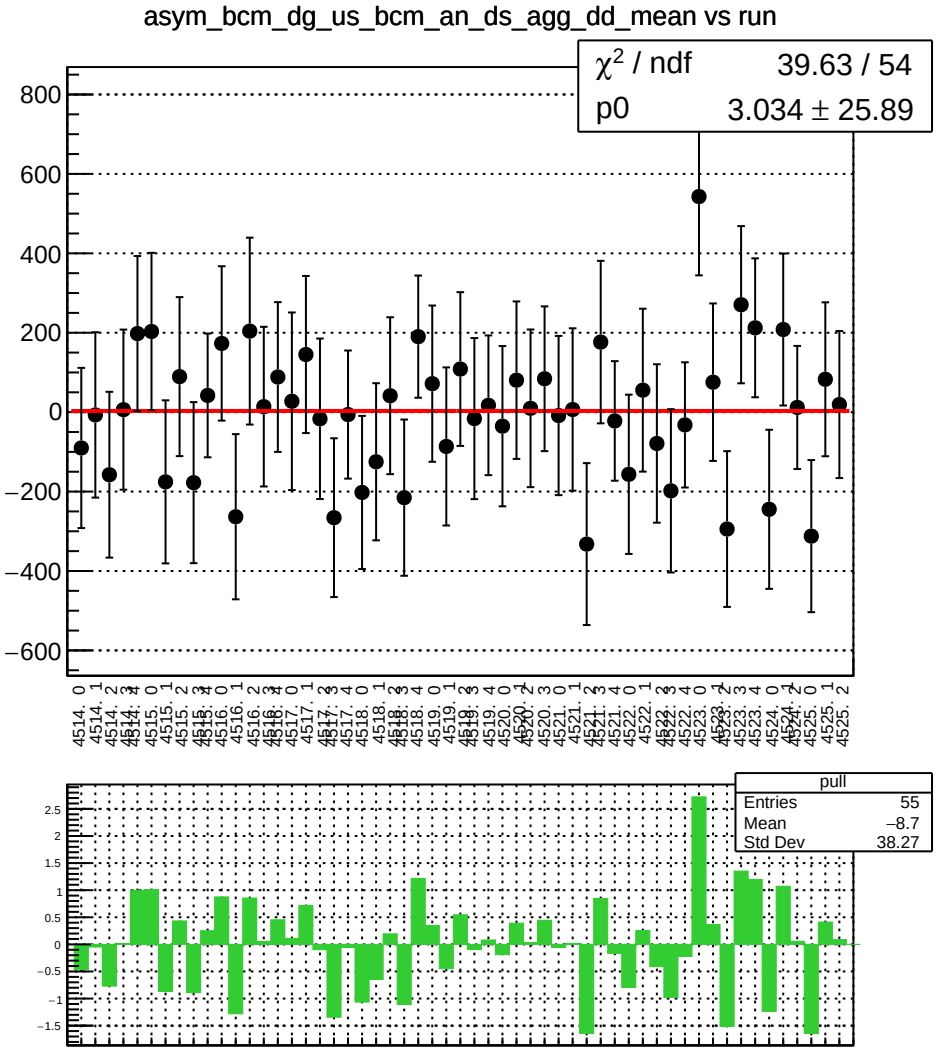
asym_bcm_dg_us_bcm_an_ds_agg_dd_mean vs run
χ² / ndf 39.63 / 54
p0 3.034 ± 25.89
pull
Entries 55
Mean −8.7
Std Dev 38.27

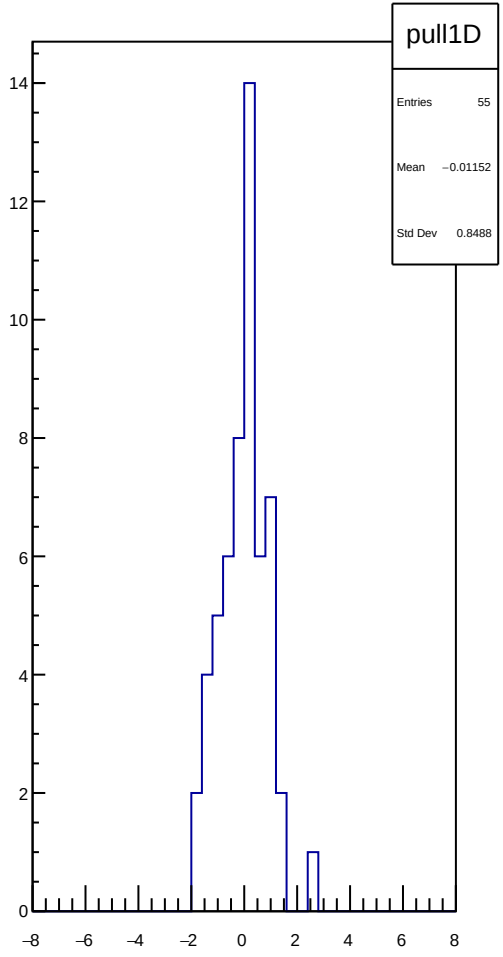
pull1D
Entries 55
Mean −0.01152
Std Dev 0.8488

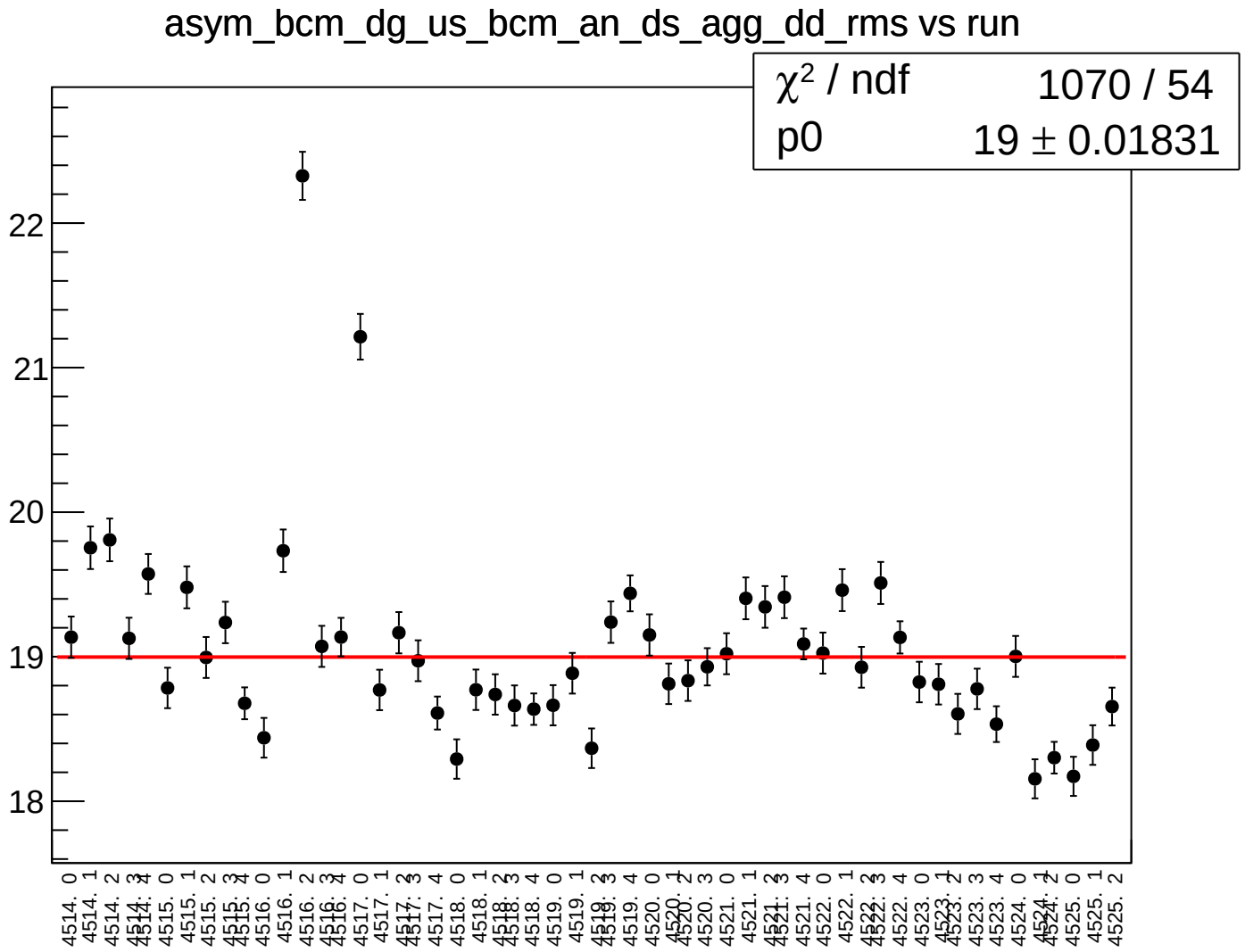
asym_bcm_dg_us_bcm_an_ds_agg_dd_rms vs run
χ² / ndf 1070 / 54
p0 19 ± 0.01831
22
21
20
19
18
4514. 0
4514. 1
4514. 2
4514. 3
4514. 4
4515. 0
4515. 1
4515. 2
4515. 3
4515. 4
4516. 0
4516. 1
4516. 2
4516. 3
4516. 4
4517. 0
4517. 1
4517. 2
4517. 3
4517. 4
4518. 0
4518. 1
4518. 2
4518. 3
4518. 4
4519. 0
4519. 1
4519. 2
4519. 3
4519. 4
4520. 0
4520. 1
4520. 2
4520. 3
4521. 0
4521. 1
4521. 2
4521. 3
4521. 4
4522. 0
4522. 1
4522. 2
4522. 3
4522. 4
4523. 0
4523. 1
4523. 2
4523. 3
4523. 4
4524. 0
4524. 1
4524. 2
4525. 0
4525. 1
4525. 2

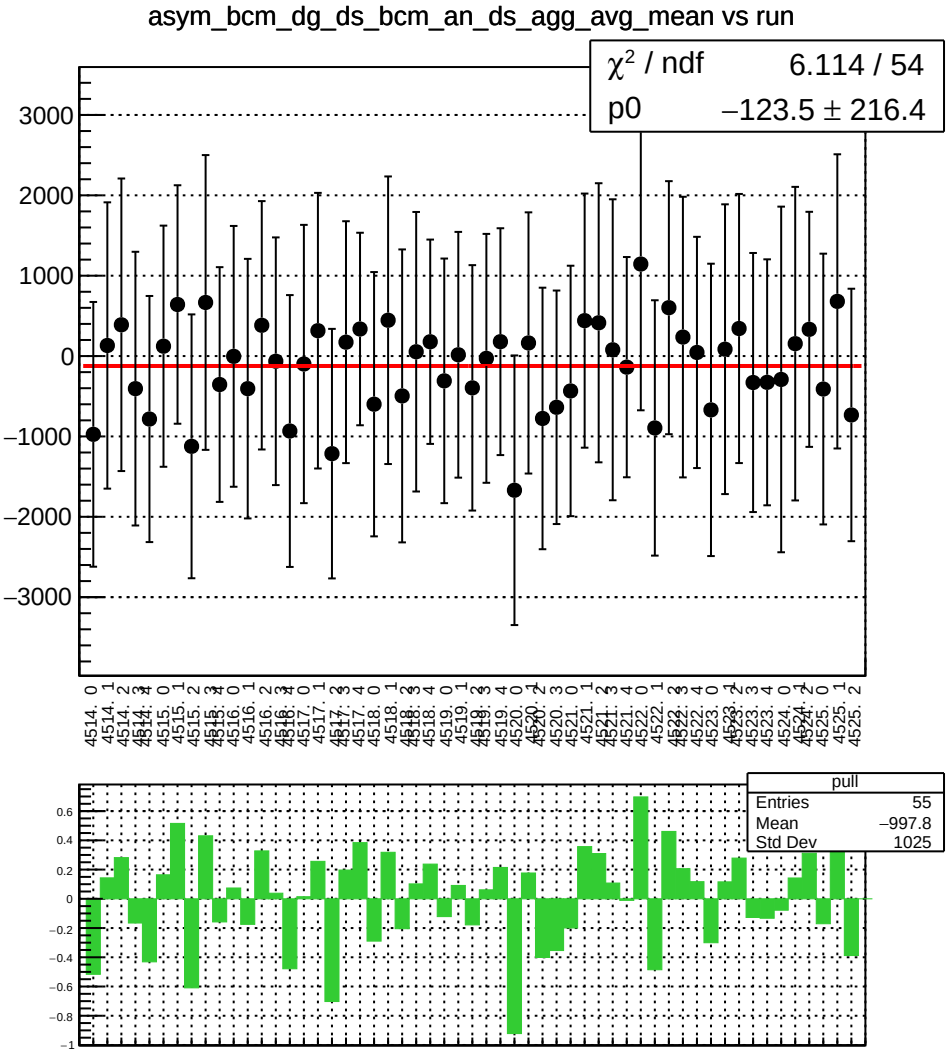
asym_bcm_dg_ds_bcm_an_ds_agg_avg_mean vs run
χ^2 / ndf 6.114 / 54
p0 −123.5 ± 216.4
pull
Entries 55
Mean −997.8
Std Dev 1025

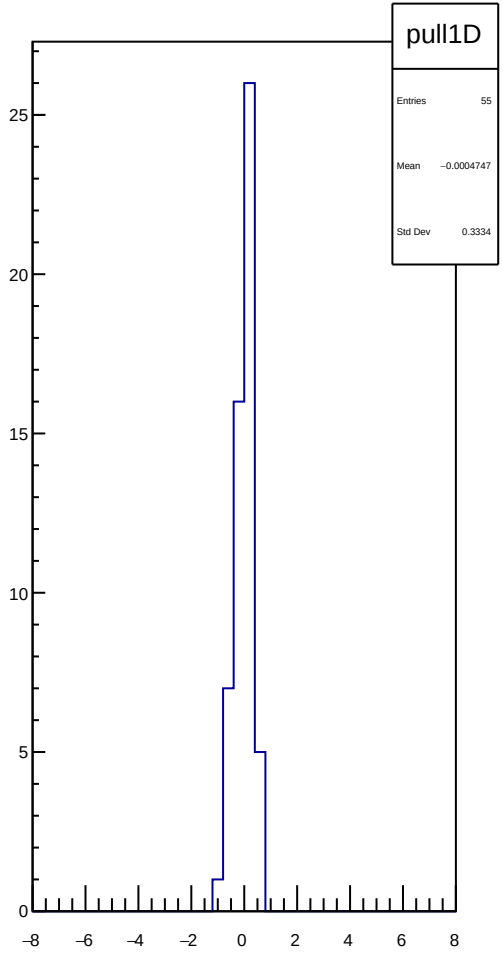
pull1D
Entries 55
Mean −0.0004747
Std Dev 0.3334

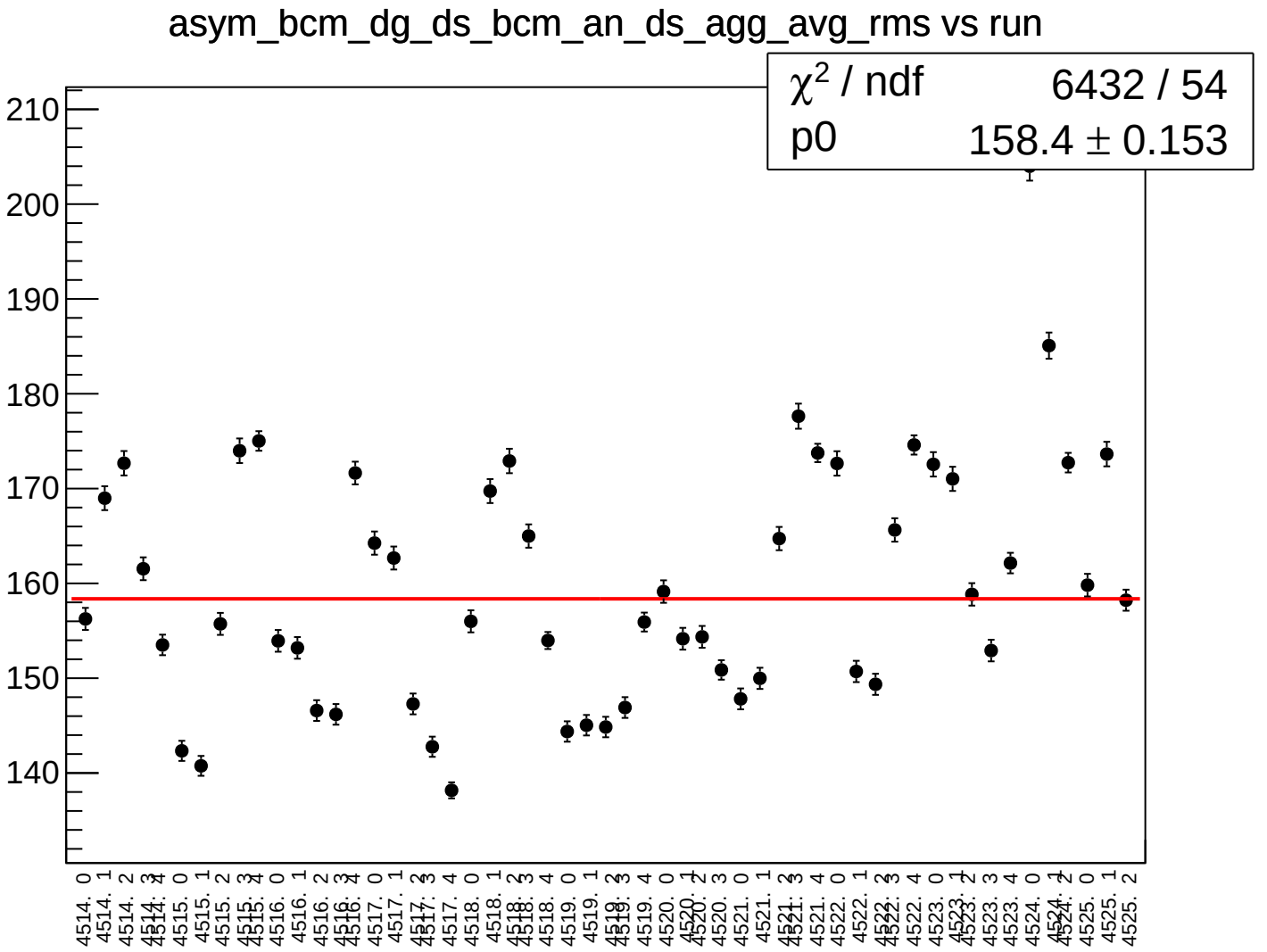
asym_bcm_dg_ds_bcm_an_ds_agg_avg_rms vs run
χ2 / ndf 6432 / 54
p0 158.4 ± 0.153
210
200
190
180
170
160
150
140
4514. 0
4514. 1
4514. 2
4514. 3
4514. 4
4515. 0
4515. 1
4515. 2
4515. 3
4515. 4
4516. 0
4516. 1
4516. 2
4516. 3
4516. 4
4517. 0
4517. 1
4517. 2
4517. 3
4517. 4
4518. 0
4518. 1
4518. 2
4518. 3
4518. 4
4519. 0
4519. 1
4519. 2
4519. 3
4519. 4
4520. 0
4520. 1
4520. 2
4520. 3
4521. 0
4521. 1
4521. 2
4521. 3
4521. 4
4522. 0
4522. 1
4522. 2
4522. 3
4522. 4
4523. 0
4523. 1
4523. 2
4523. 3
4523. 4
4524. 0
4524. 1
4524. 2
4525. 0
4525. 1
4525. 2

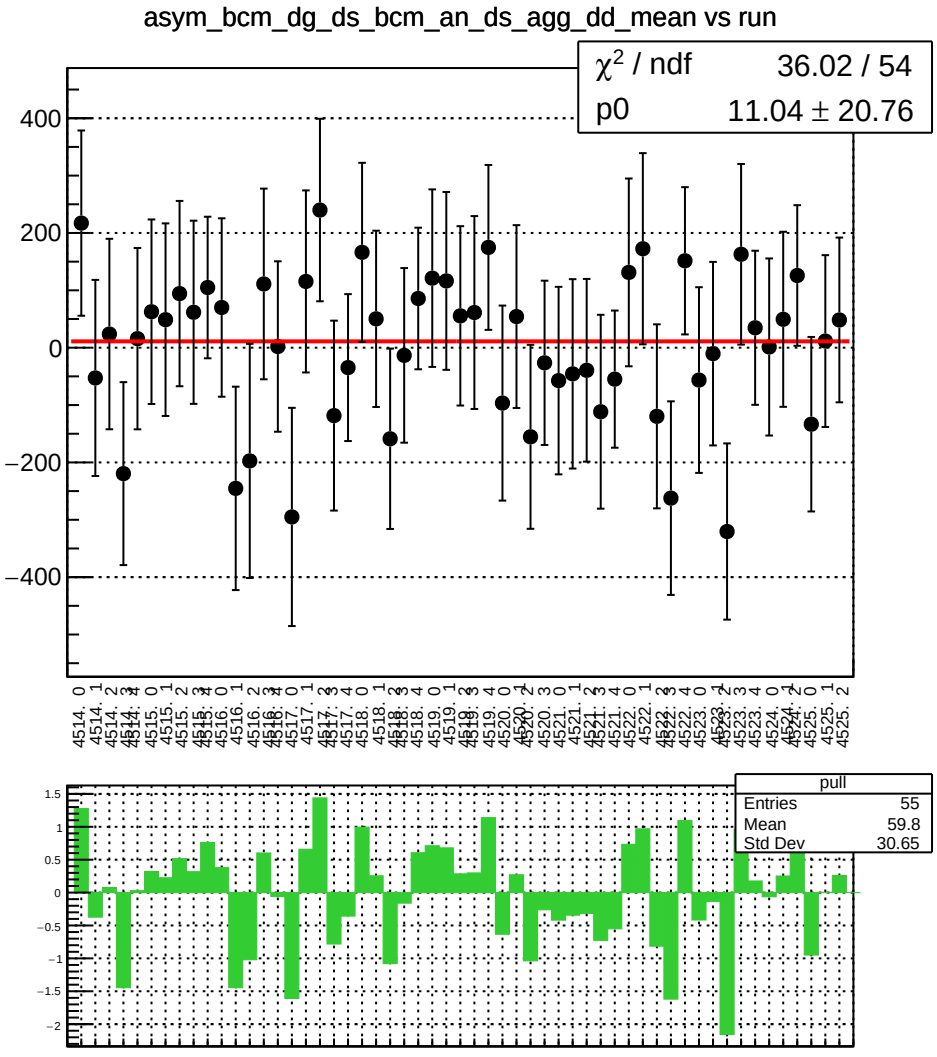
asym_bcm_dg_ds_bcm_an_ds_agg_dd_mean vs run
χ² / ndf 36.02 / 54
p0 11.04 ± 20.76
pull
Entries 55
Mean 59.8
Std Dev 30.65

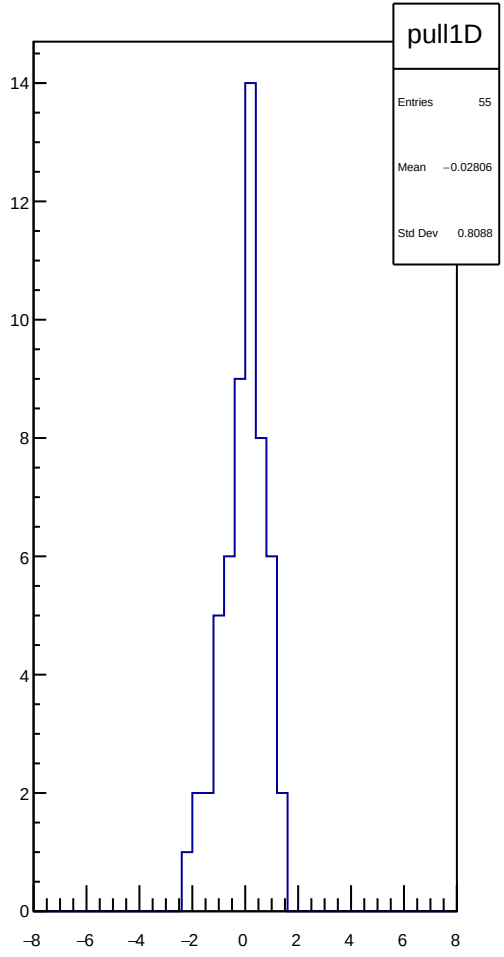
pull1D
Entries 55
Mean −0.02806
Std Dev 0.8088

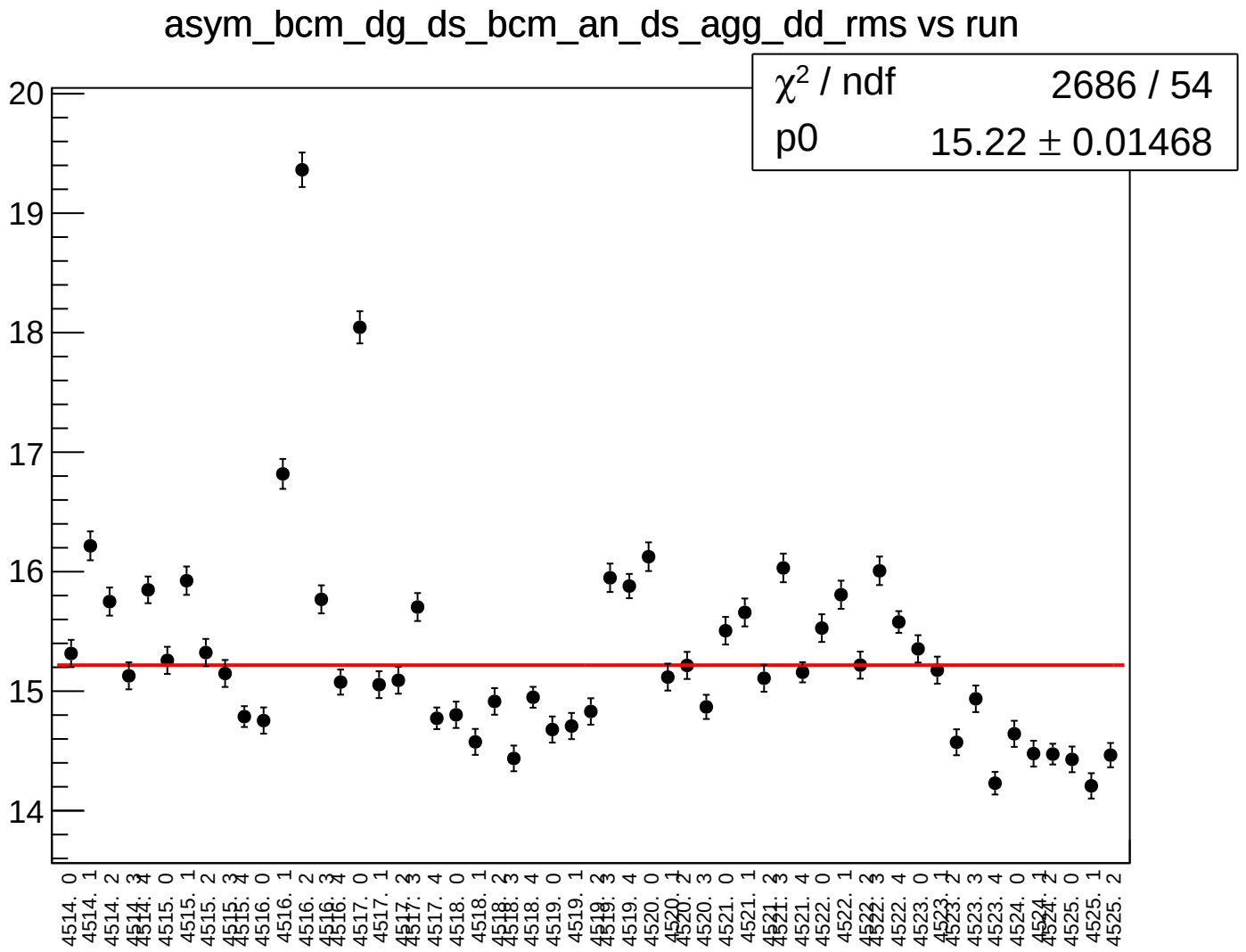
asym_bcm_dg_ds_bcm_an_ds_agg_dd_rms vs run
χ2 / ndf 2686 / 54
p0 15.22 ± 0.01468
20
19
18
17
16
15
14
4514. 0
4514. 1
4514. 2
4514. 3
4514. 4
4515. 0
4515. 1
4515. 2
4515. 3
4515. 4
4516. 0
4516. 1
4516. 2
4516. 3
4516. 4
4517. 0
4517. 1
4517. 2
4517. 3
4517. 4
4518. 0
4518. 1
4518. 2
4518. 3
4518. 4
4519. 0
4519. 1
4519. 2
4519. 3
4519. 4
4520. 0
4520. 1
4520. 2
4520. 3
4521. 0
4521. 1
4521. 2
4521. 3
4521. 4
4522. 0
4522. 1
4522. 2
4522. 3
4522. 4
4523. 0
4523. 1
4523. 2
4523. 3
4523. 4
4524. 0
4524. 1
4524. 2
4525. 0
4525. 1
4525. 2

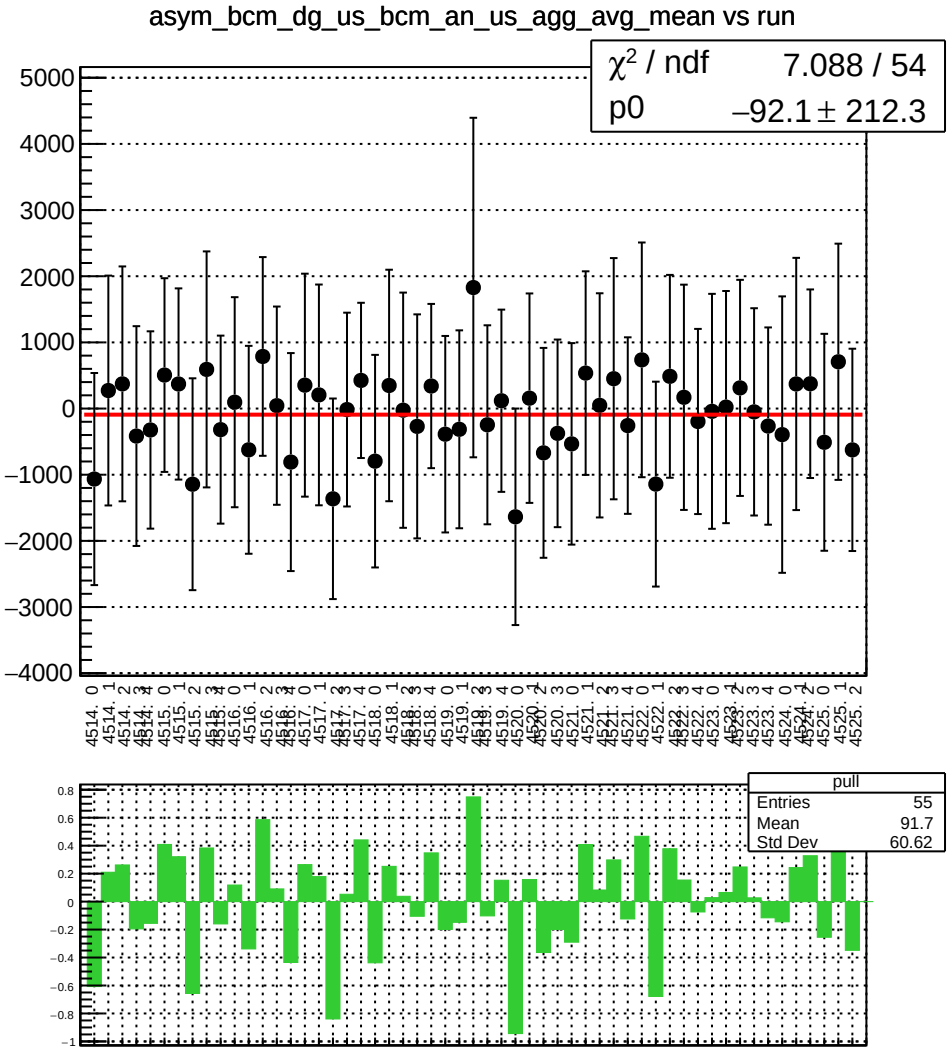
asym_bcm_dg_us_bcm_an_us_agg_avg_mean vs run
χ² / ndf 7.088 / 54
p0 −92.1 ± 212.3
pull
Entries 55
Mean 91.7
Std Dev 60.62

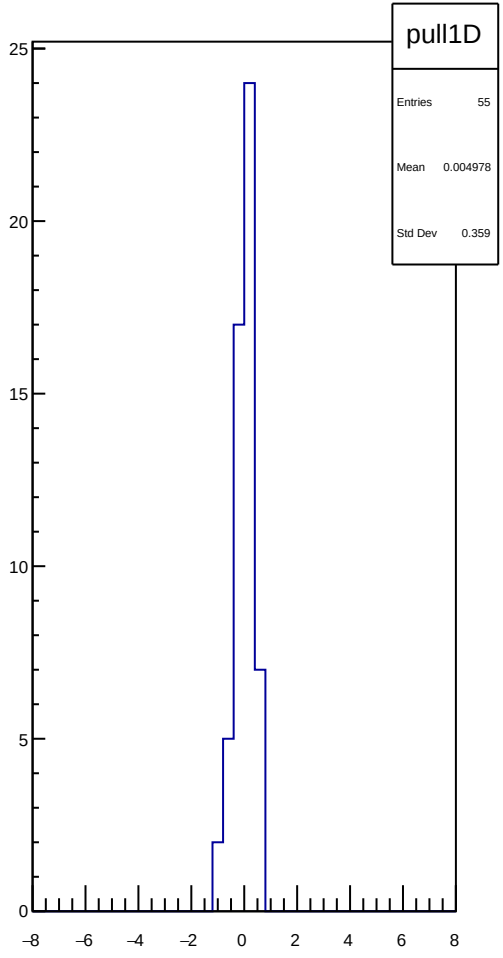
pull1D
Entries 55
Mean 0.004978
Std Dev 0.359

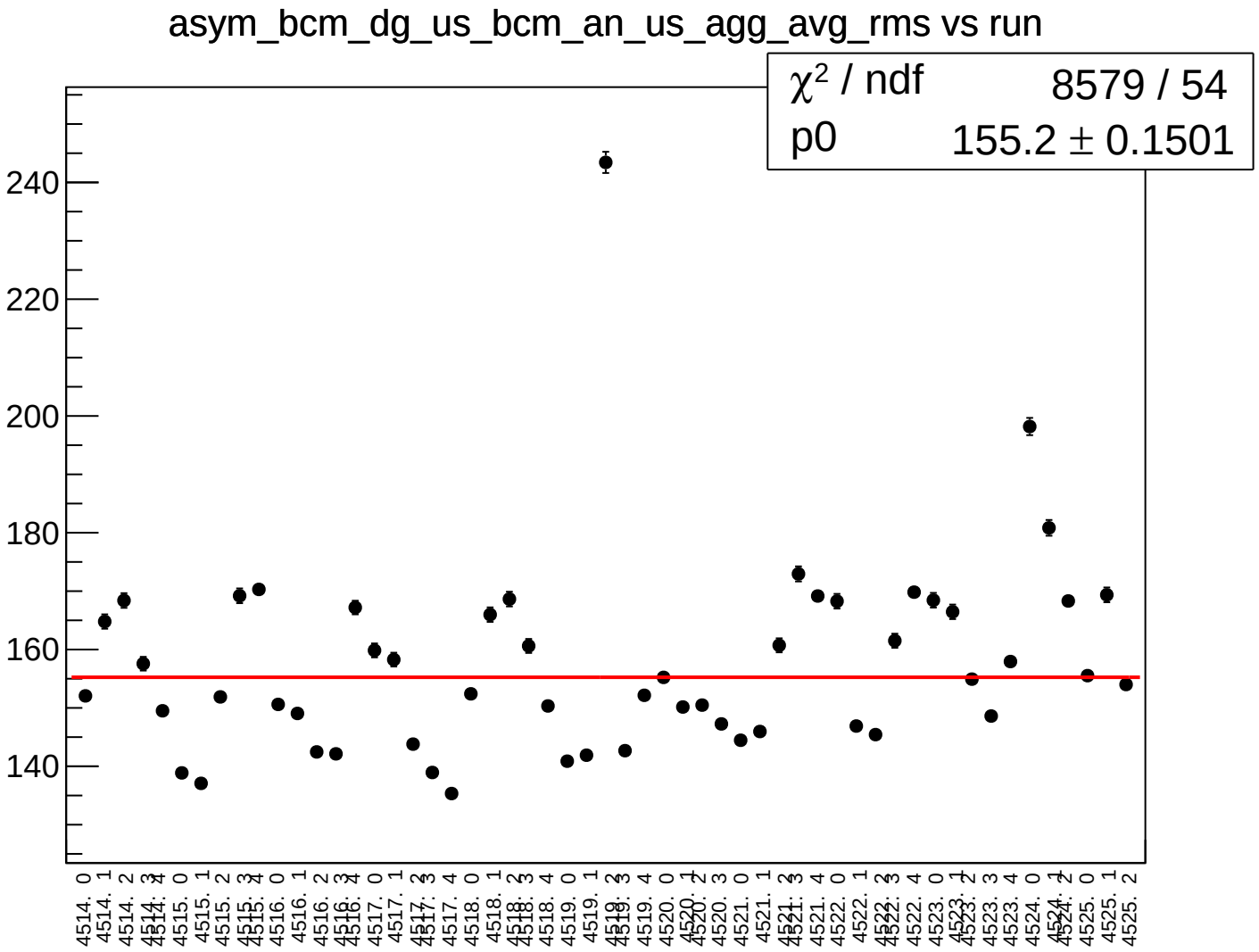
asym_bcm_dg_us_bcm_an_us_agg_avg_rms vs run
χ² / ndf 8579 / 54
p0 155.2 ± 0.1501
240
220
200
180
160
140
4514. 0
4514. 1
4514. 2
4514. 3
4514. 4
4515. 0
4515. 1
4515. 2
4515. 3
4515. 4
4516. 0
4516. 1
4516. 2
4516. 3
4516. 4
4517. 0
4517. 1
4517. 2
4517. 3
4517. 4
4518. 0
4518. 1
4518. 2
4518. 3
4518. 4
4519. 0
4519. 1
4519. 2
4519. 3
4519. 4
4520. 0
4520. 1
4520. 2
4520. 3
4521. 0
4521. 1
4521. 2
4521. 3
4521. 4
4522. 0
4522. 1
4522. 2
4522. 3
4522. 4
4523. 0
4523. 1
4523. 2
4523. 3
4523. 4
4524. 0
4524. 1
4524. 2
4525. 0
4525. 1
4525. 2

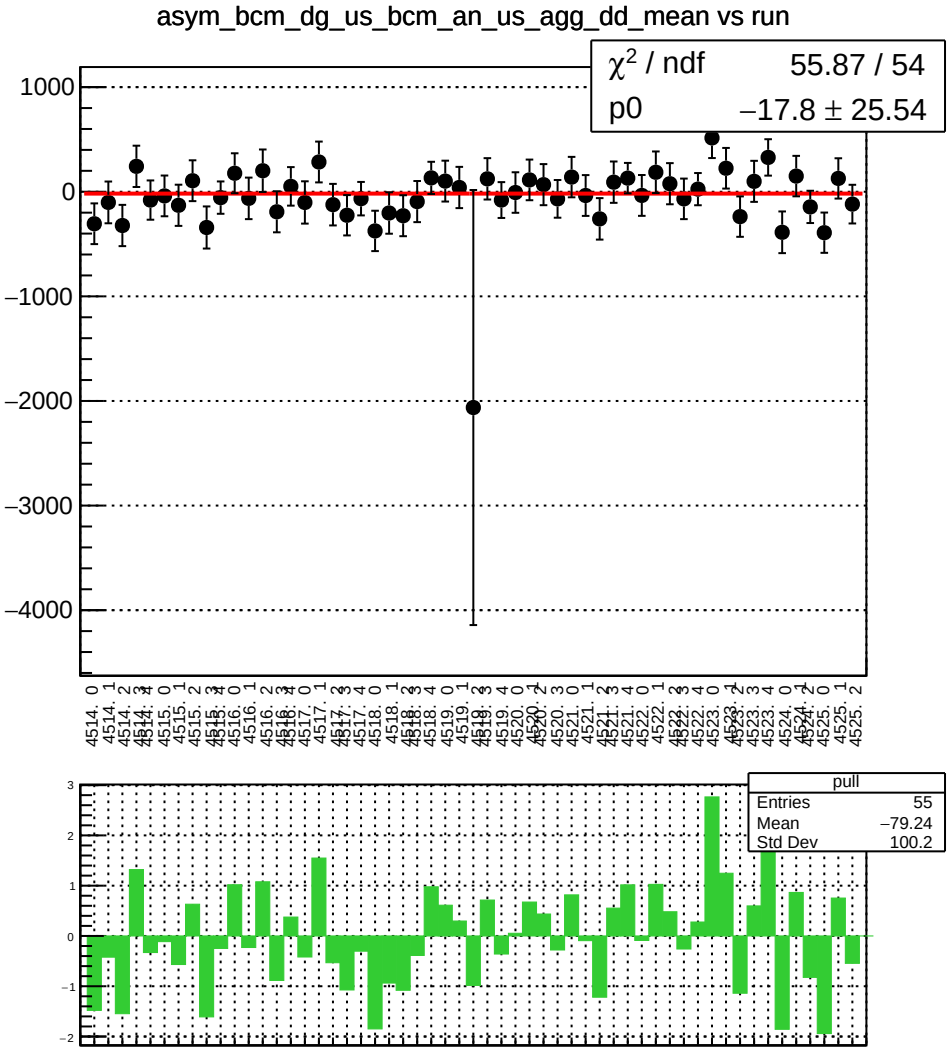
asym_bcm_dg_us_bcm_an_us_agg_dd_mean vs run
χ² / ndf 55.87 / 54
p0 −17.8 ± 25.54
1000
0
−1000
−2000
−3000
−4000
pull
Entries 55
Mean −79.24
Std Dev 100.2
3
2
1
0
−1
−2

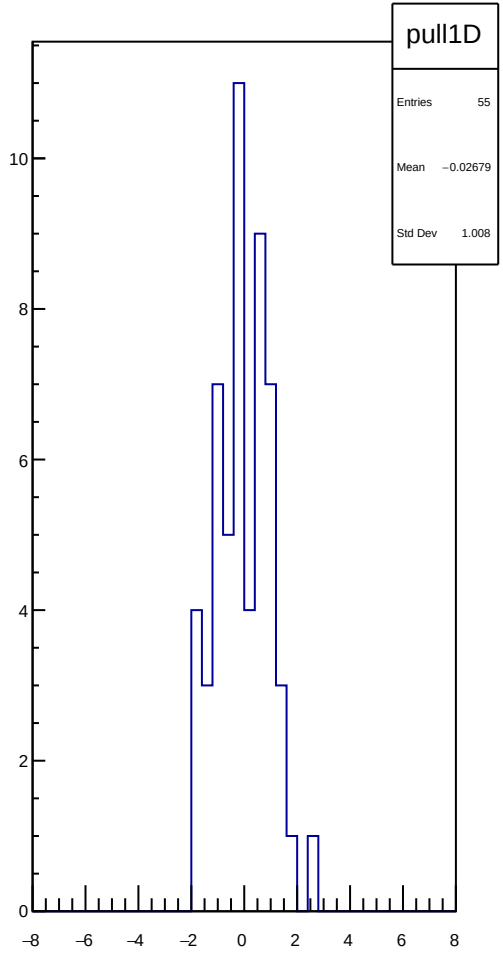
pull1D
Entries 55
Mean −0.02679
Std Dev 1.008
10
8
6
4
2
0
−8
−6
−4
−2
0
2
4
6
8

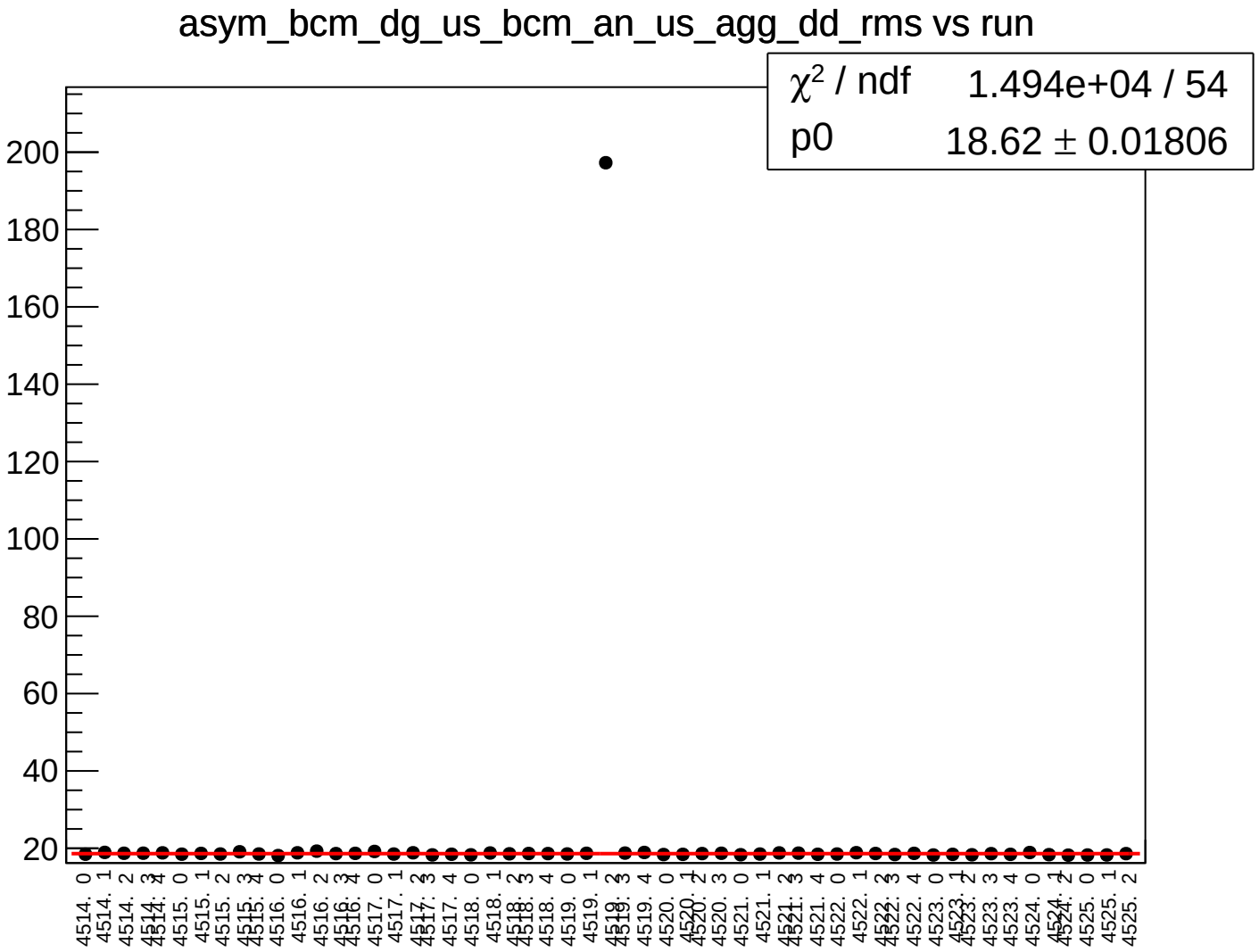
asym_bcm_dg_us_bcm_an_us_agg_dd_rms vs run
χ2 / ndf 1.494e+04 / 54
p0 18.62 ± 0.01806
200
180
160
140
120
100
80
60
40
20
4514. 0
4514. 1
4514. 2
4514. 3
4514. 4
4515. 0
4515. 1
4515. 2
4515. 3
4515. 4
4516. 0
4516. 1
4516. 2
4516. 3
4516. 4
4517. 0
4517. 1
4517. 2
4517. 3
4517. 4
4518. 0
4518. 1
4518. 2
4518. 3
4518. 4
4519. 0
4519. 1
4519. 2
4519. 3
4519. 4
4520. 0
4520. 1
4520. 2
4520. 3
4521. 0
4521. 1
4521. 2
4521. 3
4521. 4
4522. 0
4522. 1
4522. 2
4522. 3
4522. 4
4523. 0
4523. 1
4523. 2
4523. 3
4523. 4
4524. 0
4524. 1
4524. 2
4525. 0
4525. 1
4525. 2

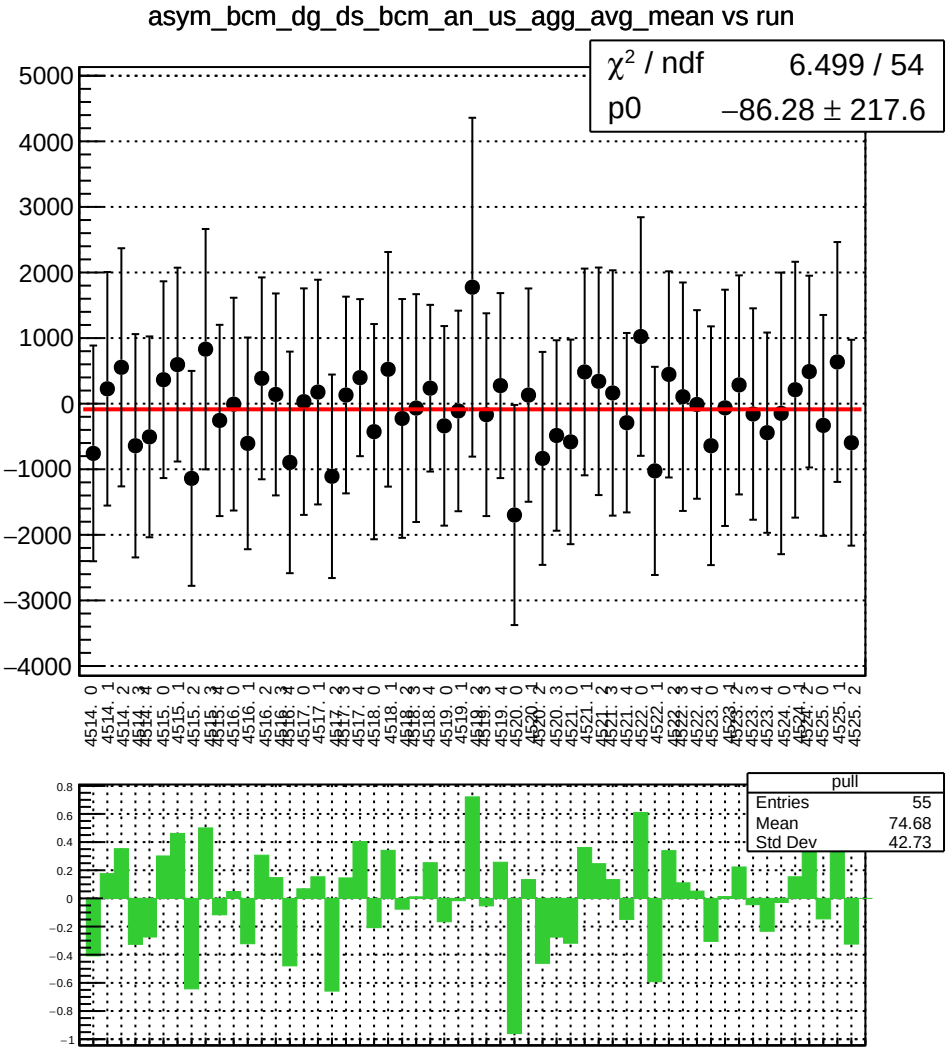
asym_bcm_dg_ds_bcm_an_us_agg_avg_mean vs run
χ^2 / ndf 6.499 / 54
p0 −86.28 ± 217.6
pull
Entries 55
Mean 74.68
Std Dev 42.73

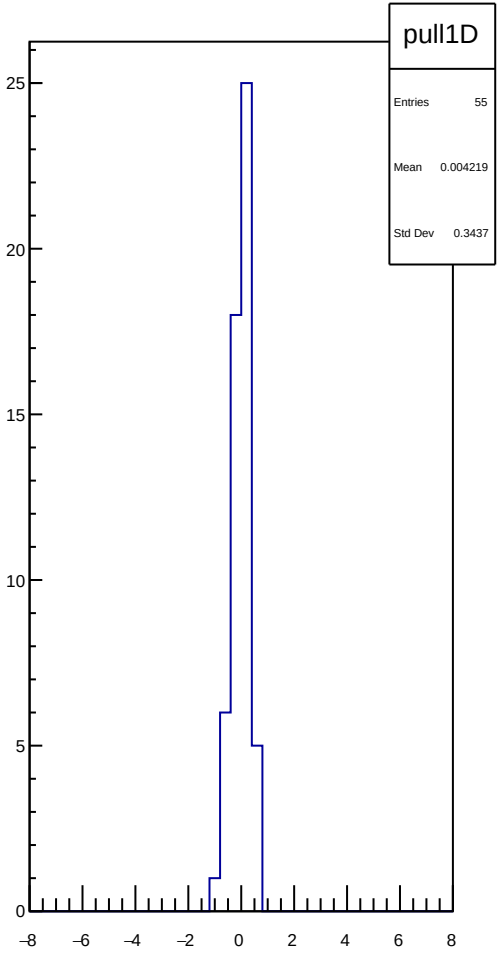
pull1D
Entries 55
Mean 0.004219
Std Dev 0.3437

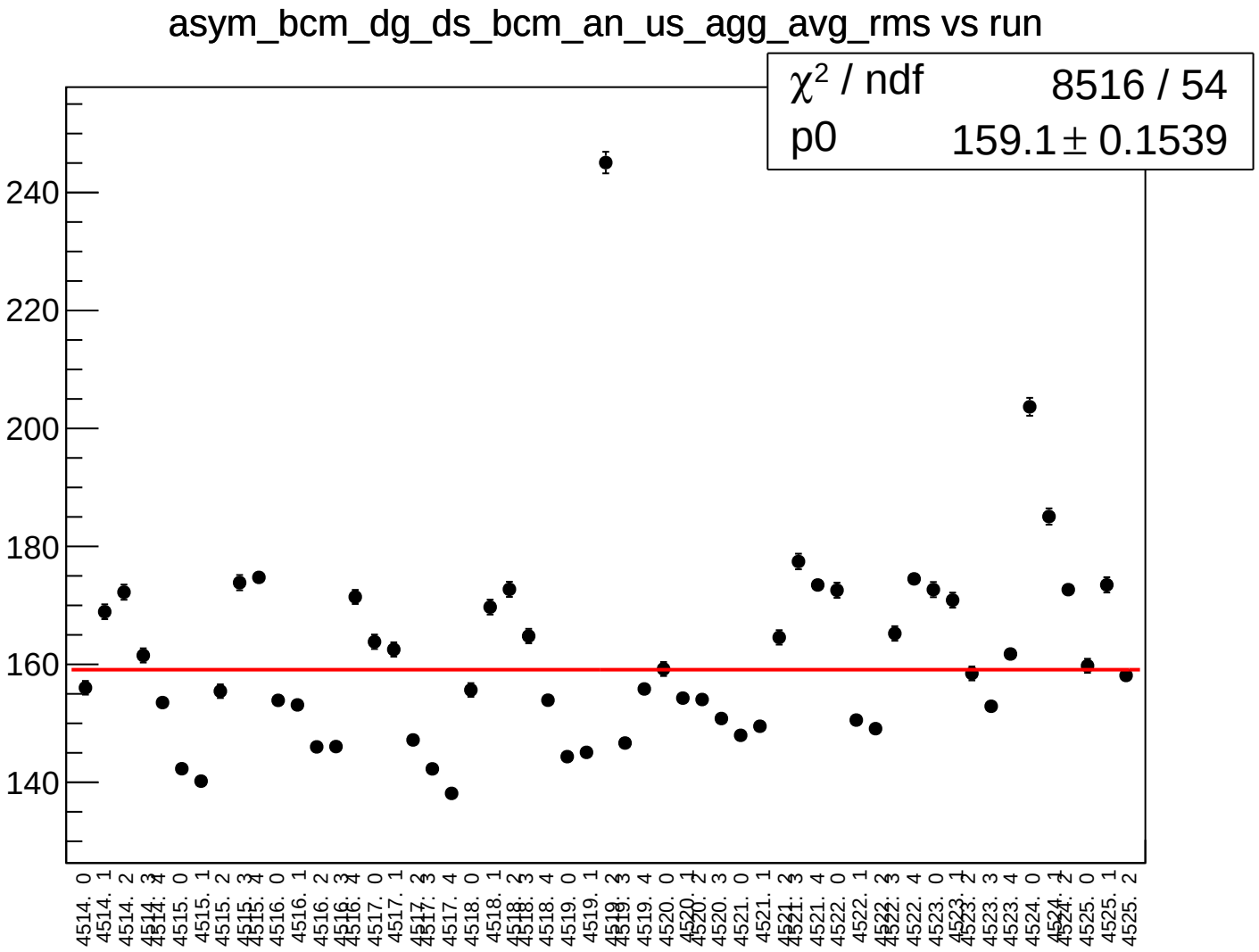
asym_bcm_dg_ds_bcm_an_us_agg_avg_rms vs run
χ² / ndf 8516 / 54
p0 159.1 ± 0.1539
240
220
200
180
160
140
4514. 0
4514. 1
4514. 2
4514. 3
4514. 4
4515. 0
4515. 1
4515. 2
4515. 3
4515. 4
4516. 0
4516. 1
4516. 2
4516. 3
4516. 4
4517. 0
4517. 1
4517. 2
4517. 3
4517. 4
4518. 0
4518. 1
4518. 2
4518. 3
4518. 4
4519. 0
4519. 1
4519. 2
4519. 3
4519. 4
4520. 0
4520. 1
4520. 2
4520. 3
4521. 0
4521. 1
4521. 2
4521. 3
4521. 4
4522. 0
4522. 1
4522. 2
4522. 3
4522. 4
4523. 0
4523. 1
4523. 2
4523. 3
4523. 4
4524. 0
4524. 1
4524. 2
4525. 0
4525. 1
4525. 2

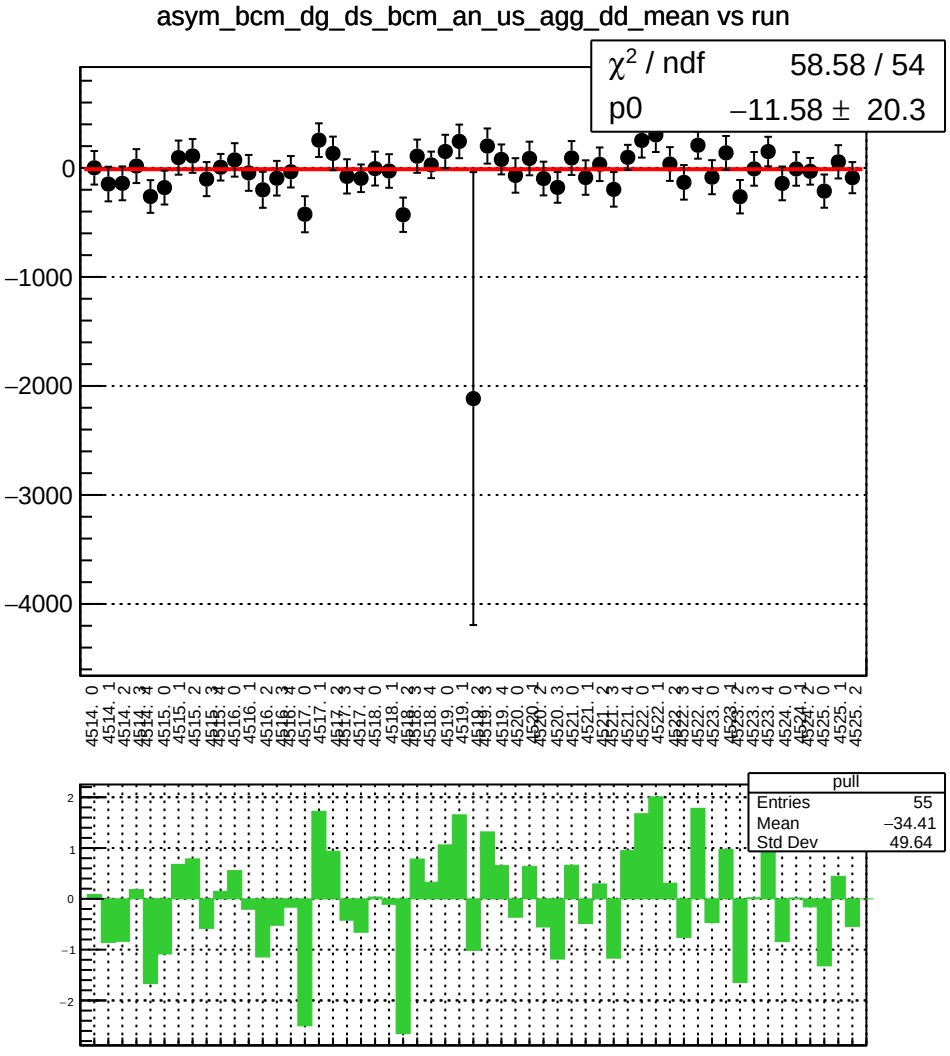
asym_bcm_dg_ds_bcm_an_us_agg_dd_mean vs run
χ² / ndf 58.58 / 54
p0 −11.58 ± 20.3
pull
Entries 55
Mean −34.41
Std Dev 49.64

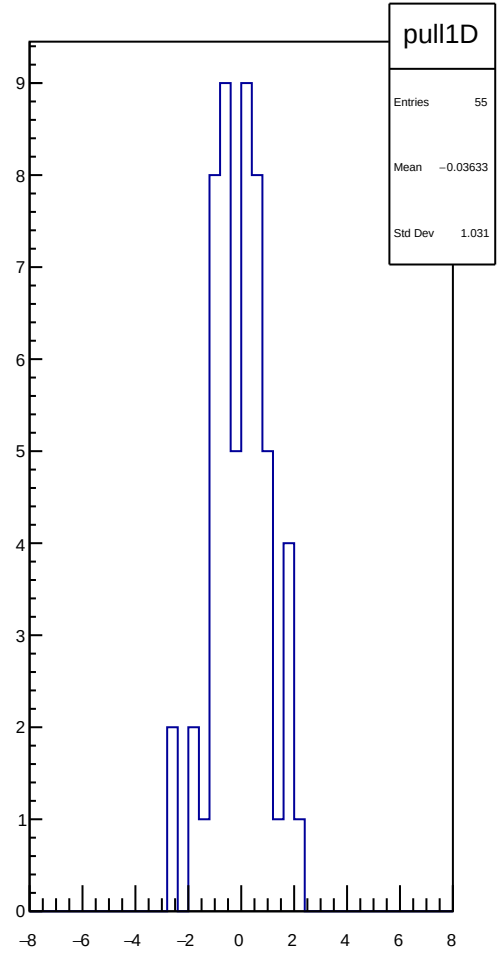
pull1D
Entries 55
Mean −0.03633
Std Dev 1.031

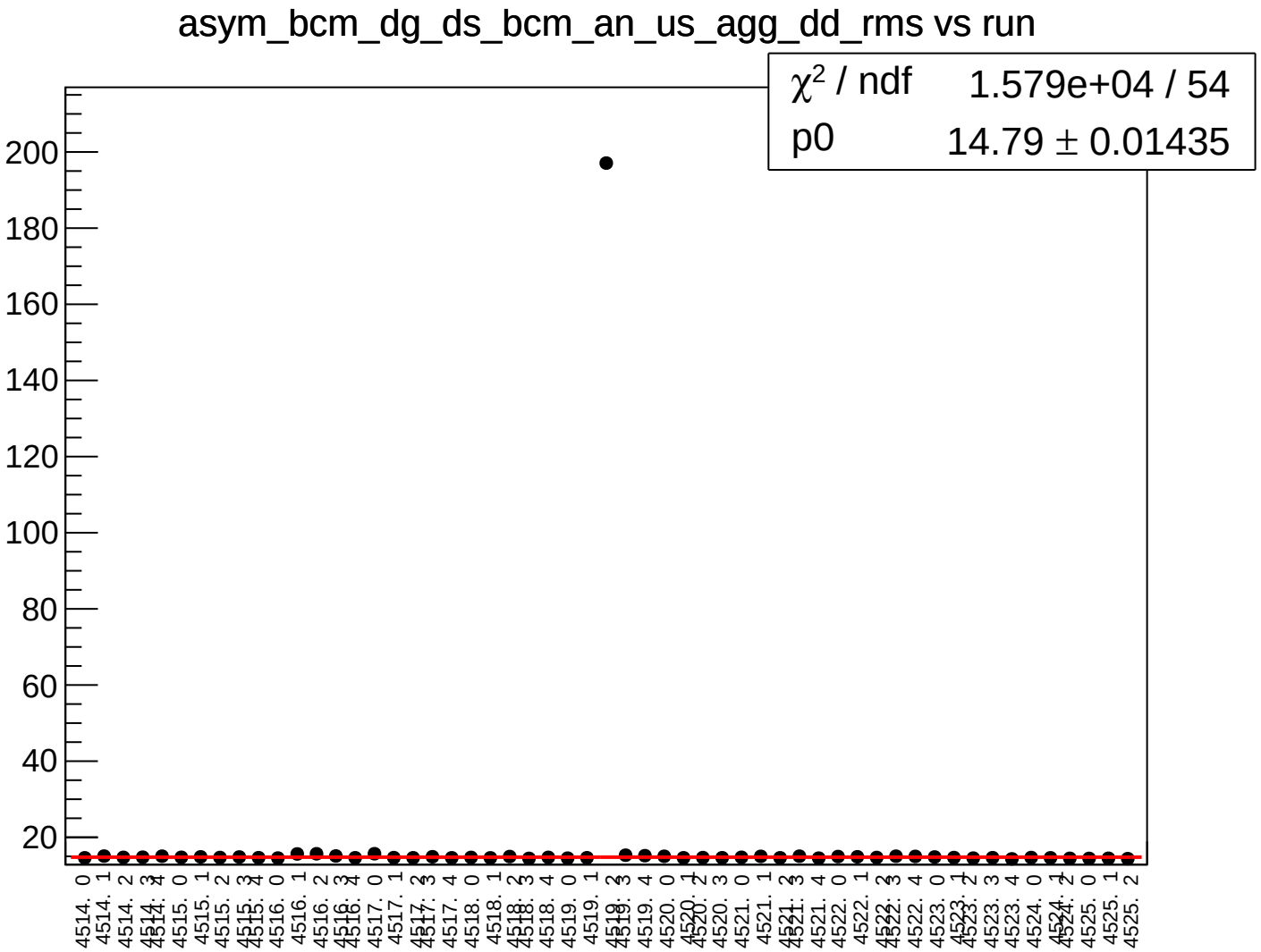
asym_bcm_dg_ds_bcm_an_us_agg_dd_rms vs run
χ2 / ndf 1.579e+04 / 54
p0 14.79 ± 0.01435
200
180
160
140
120
100
80
60
40
20
4514. 0
4514. 1
4514. 2
4514. 3
4514. 4
4515. 0
4515. 1
4515. 2
4515. 3
4515. 4
4516. 0
4516. 1
4516. 2
4516. 3
4516. 4
4517. 0
4517. 1
4517. 2
4517. 3
4517. 4
4518. 0
4518. 1
4518. 2
4518. 3
4518. 4
4519. 0
4519. 1
4519. 2
4519. 3
4519. 4
4520. 0
4520. 1
4520. 2
4520. 3
4521. 0
4521. 1
4521. 2
4521. 3
4521. 4
4522. 0
4522. 1
4522. 2
4522. 3
4522. 4
4523. 0
4523. 1
4523. 2
4523. 3
4523. 4
4524. 0
4524. 1
4524. 2
4525. 0
4525. 1
4525. 2

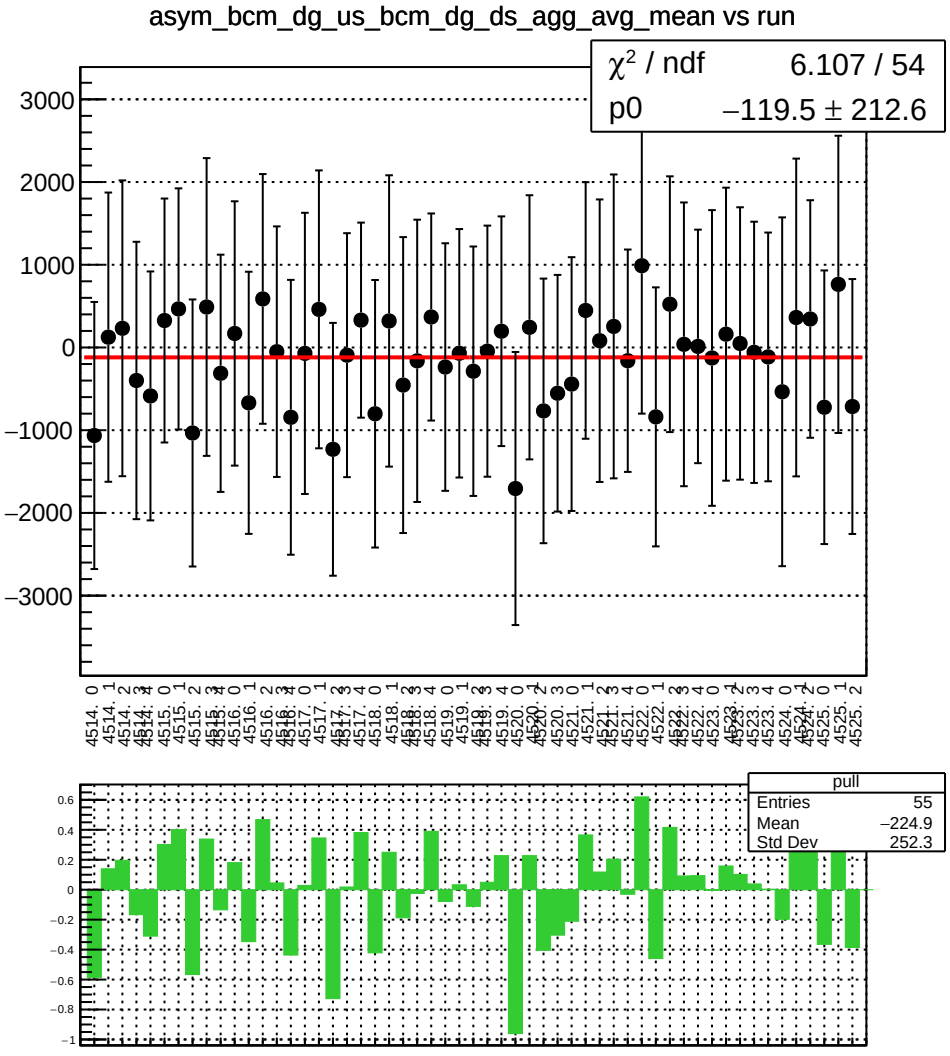
asym_bcm_dg_us_bcm_dg_ds_agg_avg_mean vs run
χ^2 / ndf 6.107 / 54
p0 −119.5 ± 212.6
pull
Entries 55
Mean −224.9
Std Dev 252.3

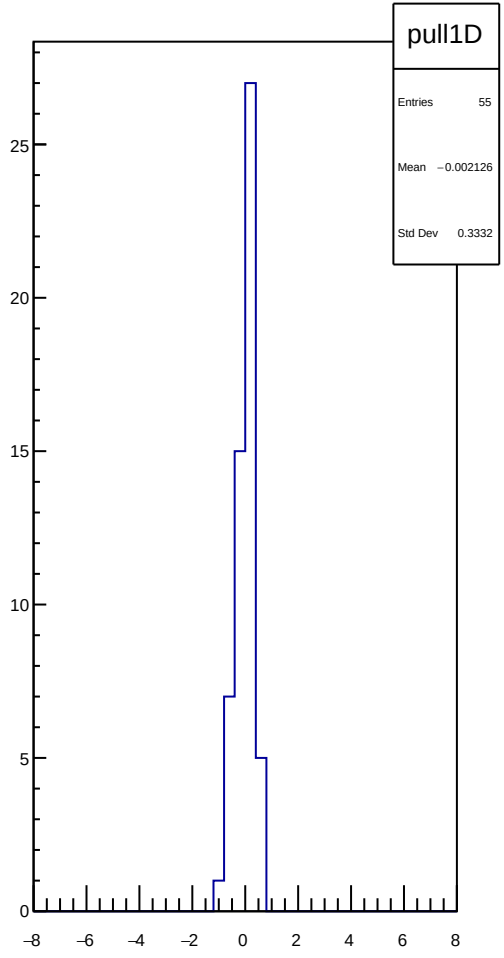
pull1D
Entries 55
Mean −0.002126
Std Dev 0.3332

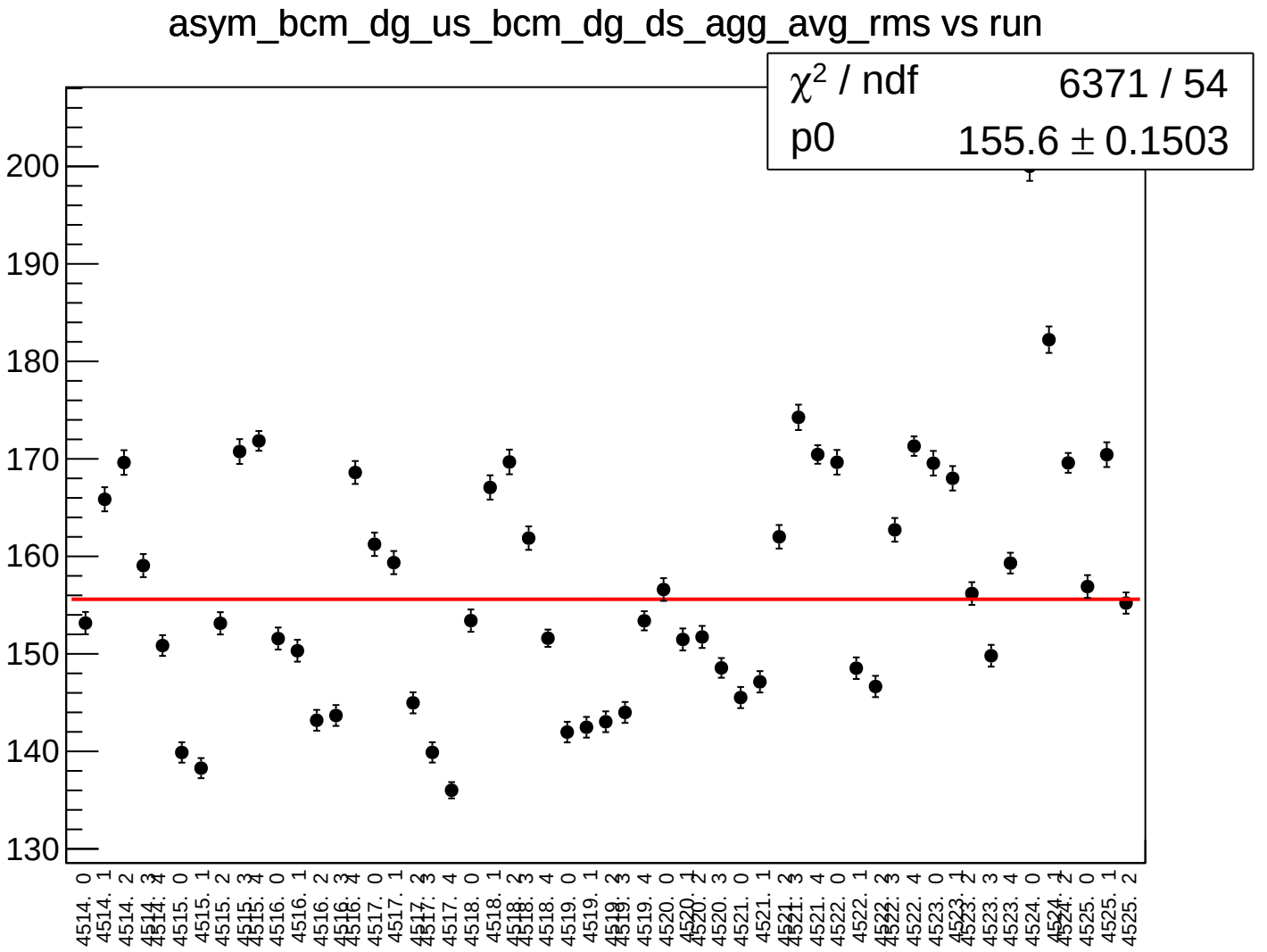
asym_bcm_dg_us_bcm_dg_ds_agg_avg_rms vs run
χ2 / ndf 6371 / 54
p0 155.6 ± 0.1503
200
190
180
170
160
150
140
130
4514. 0
4514. 1
4514. 2
4514. 3
4514. 4
4515. 0
4515. 1
4515. 2
4515. 3
4515. 4
4516. 0
4516. 1
4516. 2
4516. 3
4516. 4
4517. 0
4517. 1
4517. 2
4517. 3
4517. 4
4518. 0
4518. 1
4518. 2
4518. 3
4518. 4
4519. 0
4519. 1
4519. 2
4519. 3
4519. 4
4520. 0
4520. 1
4520. 2
4520. 3
4521. 0
4521. 1
4521. 2
4521. 3
4521. 4
4522. 0
4522. 1
4522. 2
4522. 3
4522. 4
4523. 0
4523. 1
4523. 2
4523. 3
4523. 4
4524. 0
4524. 1
4524. 2
4525. 0
4525. 1
4525. 2

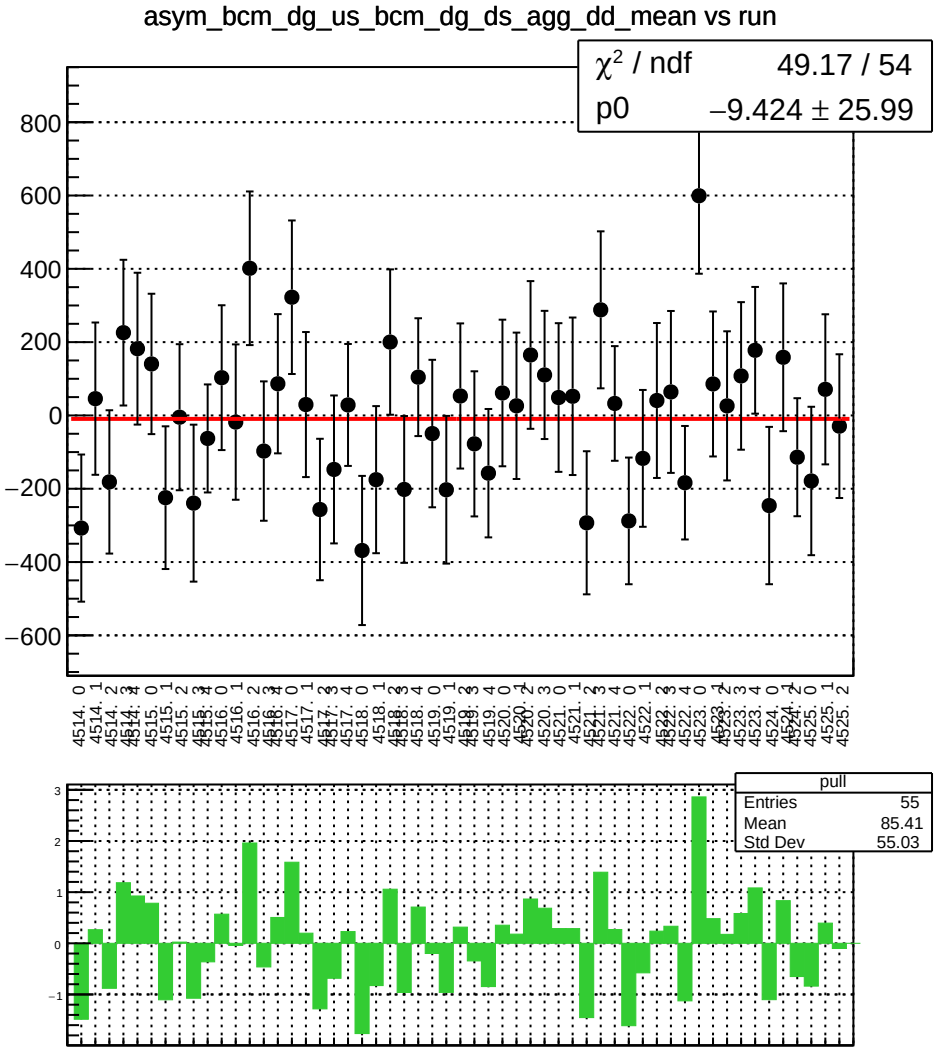
asym_bcm_dg_us_bcm_dg_ds_agg_dd_mean vs run
χ² / ndf 49.17 / 54
p0 −9.424 ± 25.99
pull
Entries 55
Mean 85.41
Std Dev 55.03

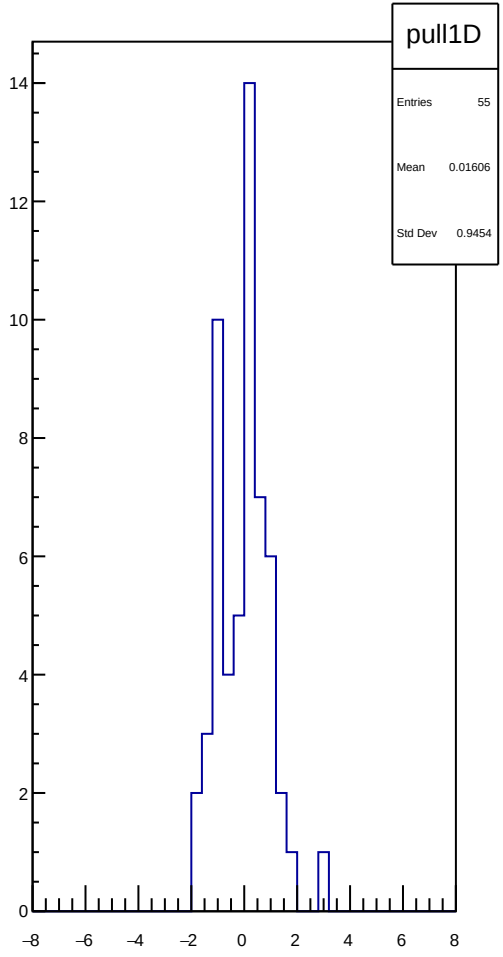
pull1D
Entries 55
Mean 0.01606
Std Dev 0.9454

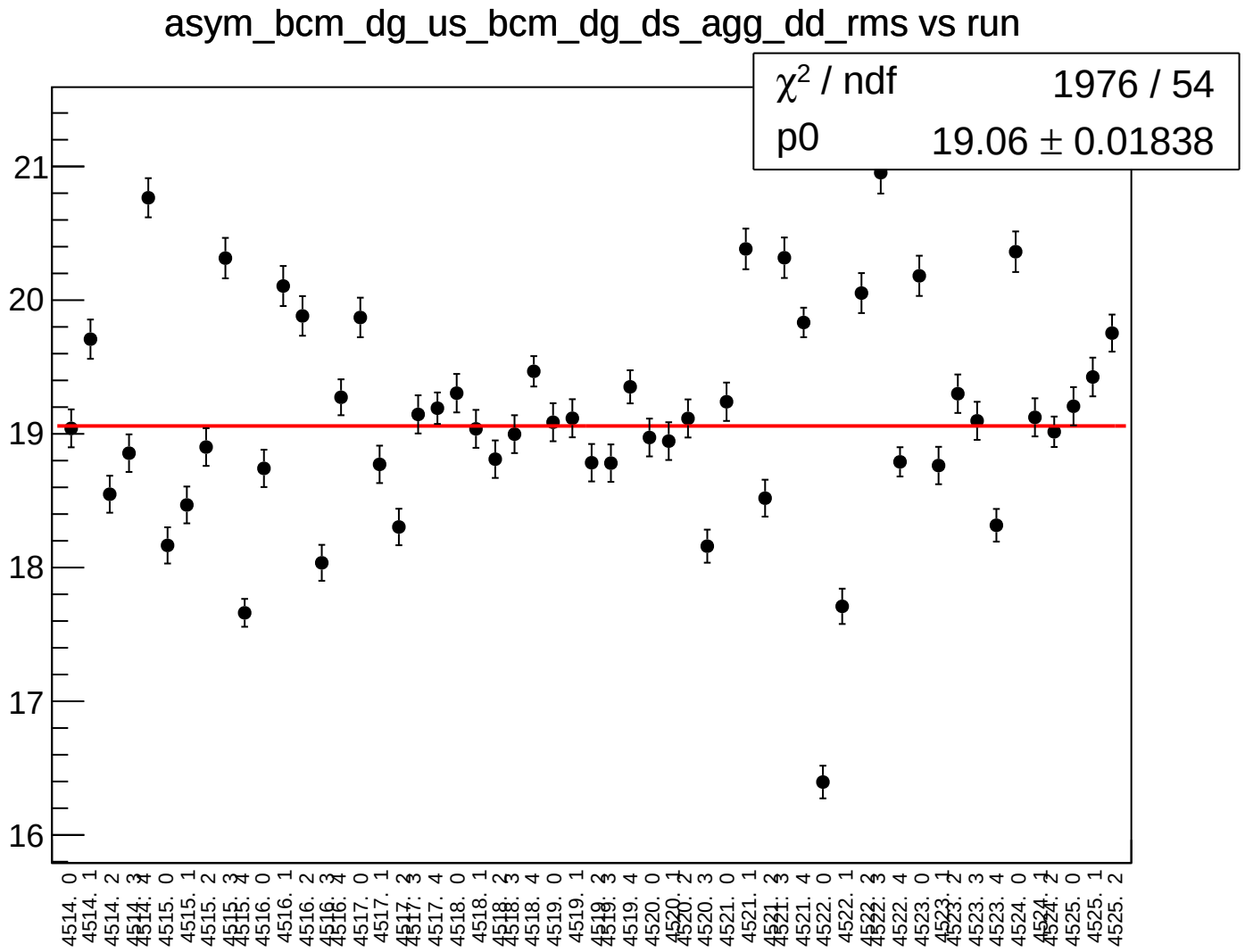
asym_bcm_dg_us_bcm_dg_ds_agg_dd_rms vs run
χ2 / ndf 1976 / 54
p0 19.06 ± 0.01838
21
20
19
18
17
16
4514. 0
4514. 1
4514. 2
4514. 3
4514. 4
4515. 0
4515. 1
4515. 2
4515. 3
4515. 4
4516. 0
4516. 1
4516. 2
4516. 3
4516. 4
4517. 0
4517. 1
4517. 2
4517. 3
4517. 4
4518. 0
4518. 1
4518. 2
4518. 3
4518. 4
4519. 0
4519. 1
4519. 2
4519. 3
4519. 4
4520. 0
4520. 1
4520. 2
4520. 3
4521. 0
4521. 1
4521. 2
4521. 3
4521. 4
4522. 0
4522. 1
4522. 2
4522. 3
4522. 4
4523. 0
4523. 1
4523. 2
4523. 3
4523. 4
4524. 0
4524. 1
4524. 2
4525. 0
4525. 1
4525. 2

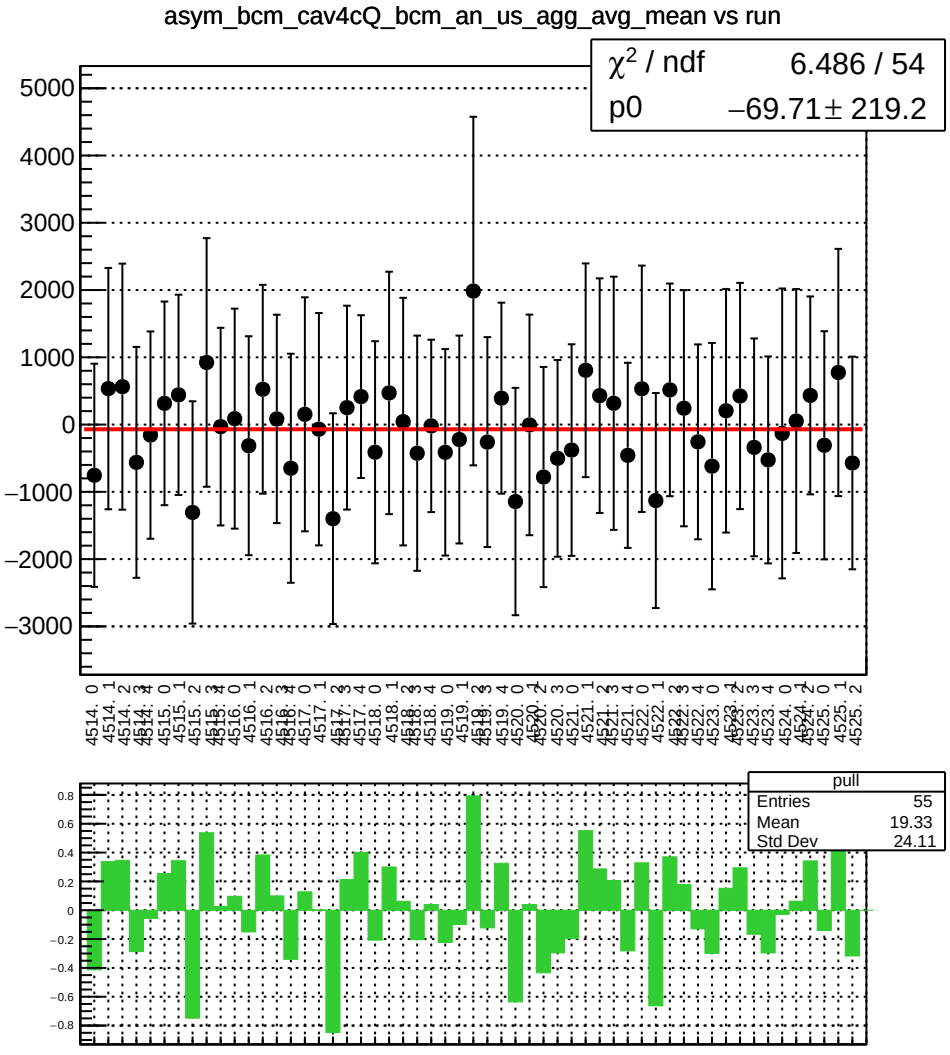
asym_bcm_cav4cQ_bcm_an_us_agg_avg_mean vs run
χ^2 / ndf 6.486 / 54
p0 −69.71 ± 219.2
pull
Entries 55
Mean 19.33
Std Dev 24.11

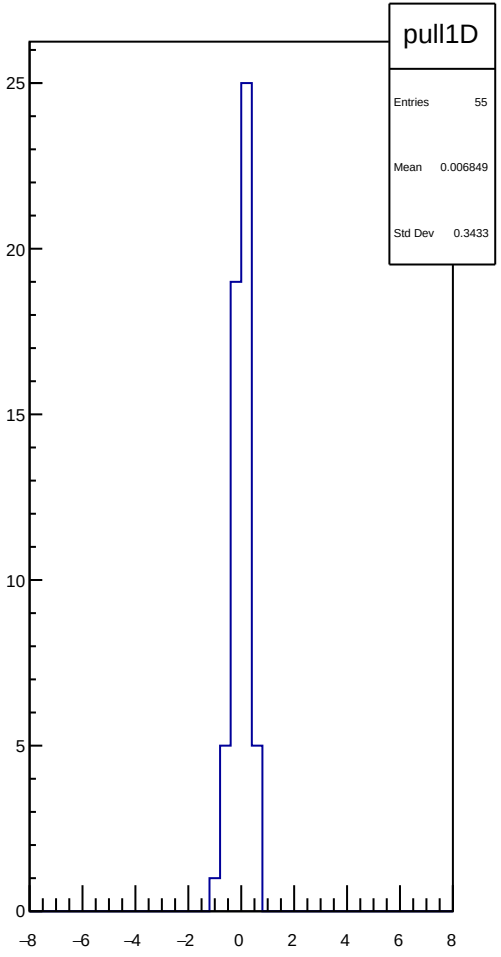
pull1D
Entries 55
Mean 0.006849
Std Dev 0.3433

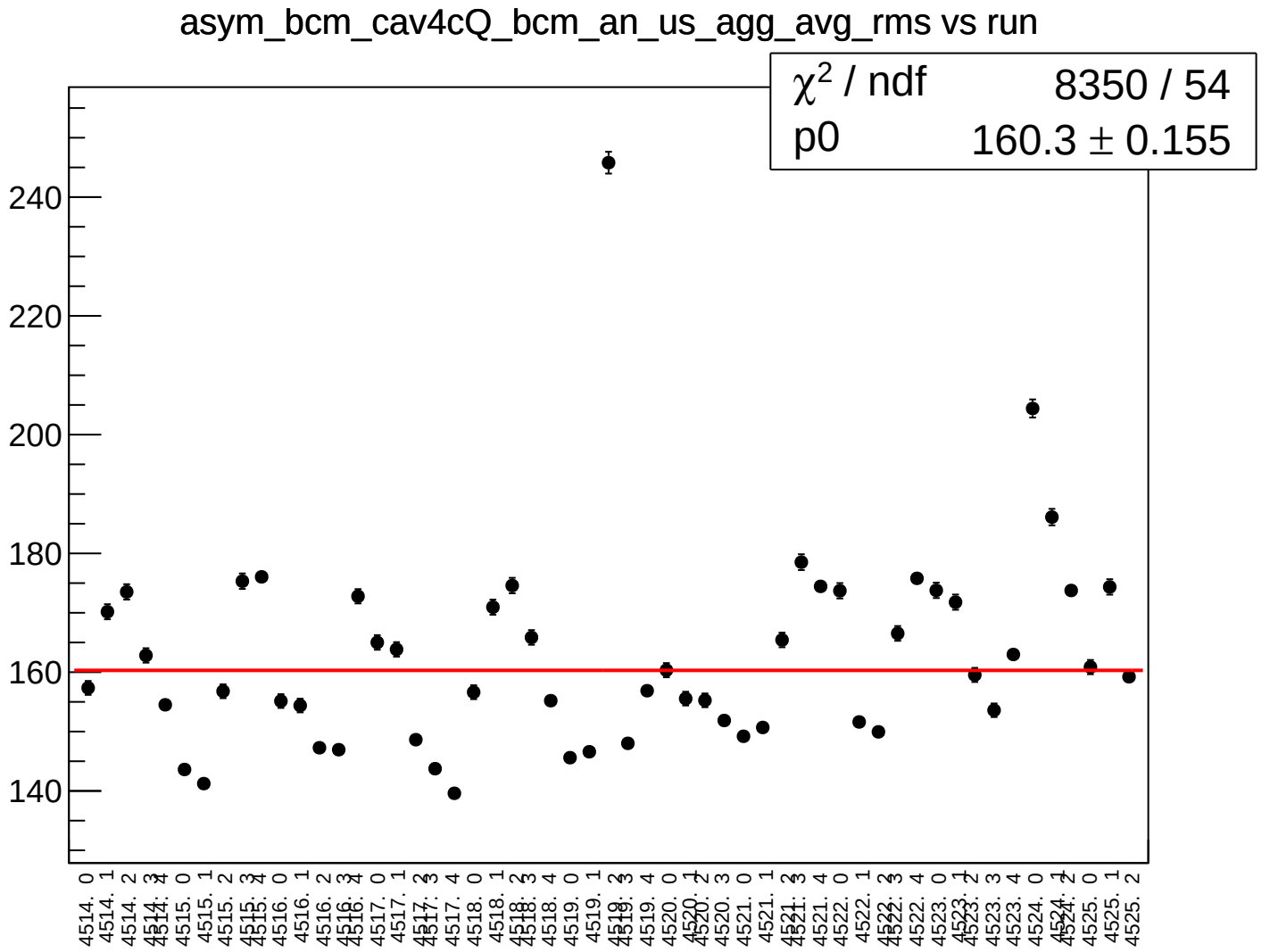
asym_bcm_cav4cQ_bcm_an_us_agg_avg_rms vs run
χ2 / ndf 8350 / 54
p0 160.3 ± 0.155
240
220
200
180
160
140
4514. 0
4514. 1
4514. 2
4514. 3
4514. 4
4515. 0
4515. 1
4515. 2
4515. 3
4515. 4
4516. 0
4516. 1
4516. 2
4516. 3
4516. 4
4517. 0
4517. 1
4517. 2
4517. 3
4517. 4
4518. 0
4518. 1
4518. 2
4518. 3
4518. 4
4519. 0
4519. 1
4519. 2
4519. 3
4519. 4
4520. 0
4520. 1
4520. 2
4520. 3
4521. 0
4521. 1
4521. 2
4521. 3
4521. 4
4522. 0
4522. 1
4522. 2
4522. 3
4522. 4
4523. 0
4523. 1
4523. 2
4523. 3
4523. 4
4524. 0
4524. 1
4524. 2
4525. 0
4525. 1
4525. 2

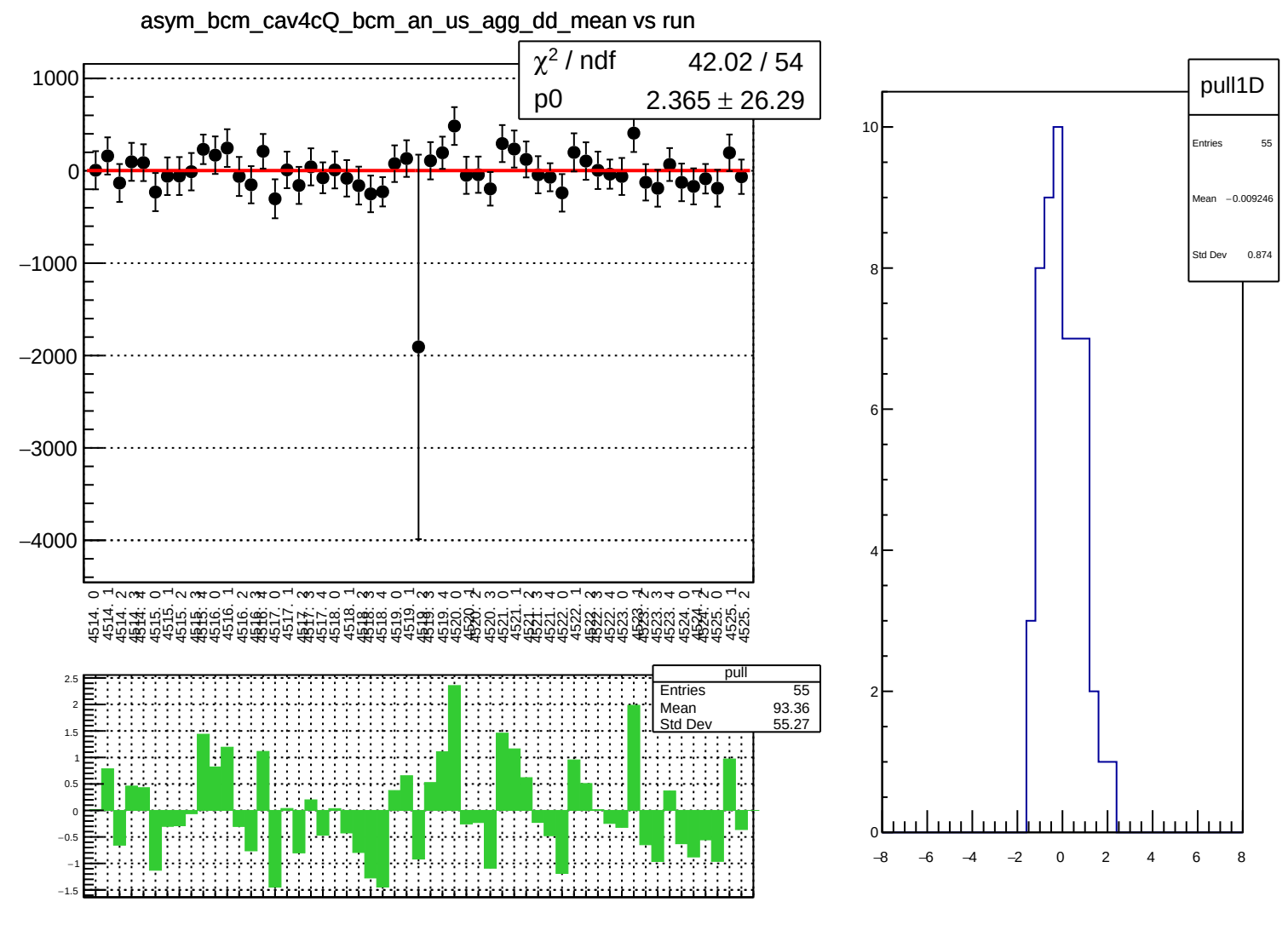
asym_bcm_cav4cQ_bcm_an_us_agg_dd_mean vs run
χ² / ndf 42.02 / 54
p0 2.365 ± 26.29
pull
Entries 55
Mean 93.36
Std Dev 55.27
pull1D
Entries 55
Mean −0.009246
Std Dev 0.874

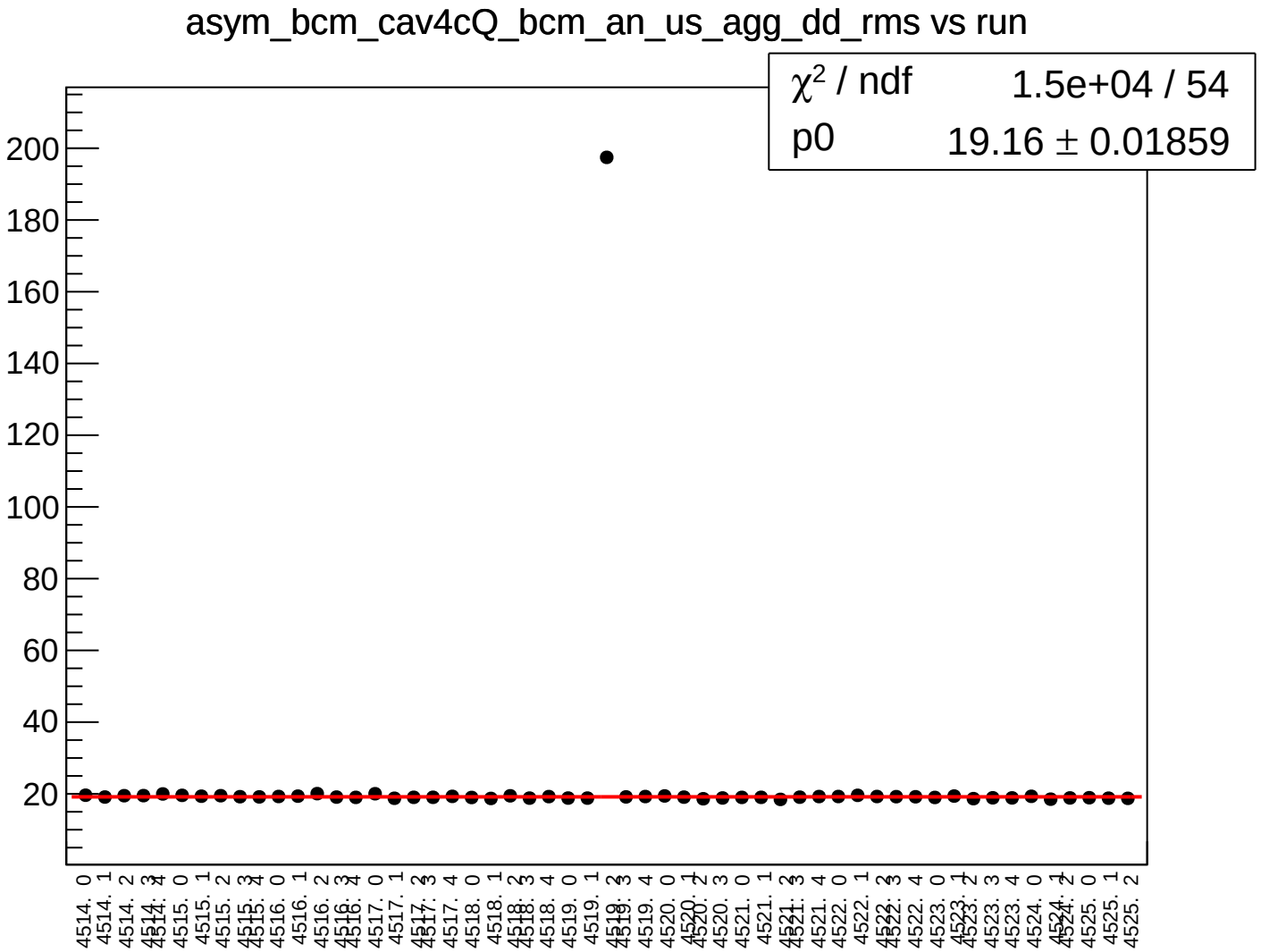
asym_bcm_cav4cQ_bcm_an_us_agg_dd_rms vs run
χ2 / ndf 1.5e+04 / 54
p0 19.16 ± 0.01859
200
180
160
140
120
100
80
60
40
20

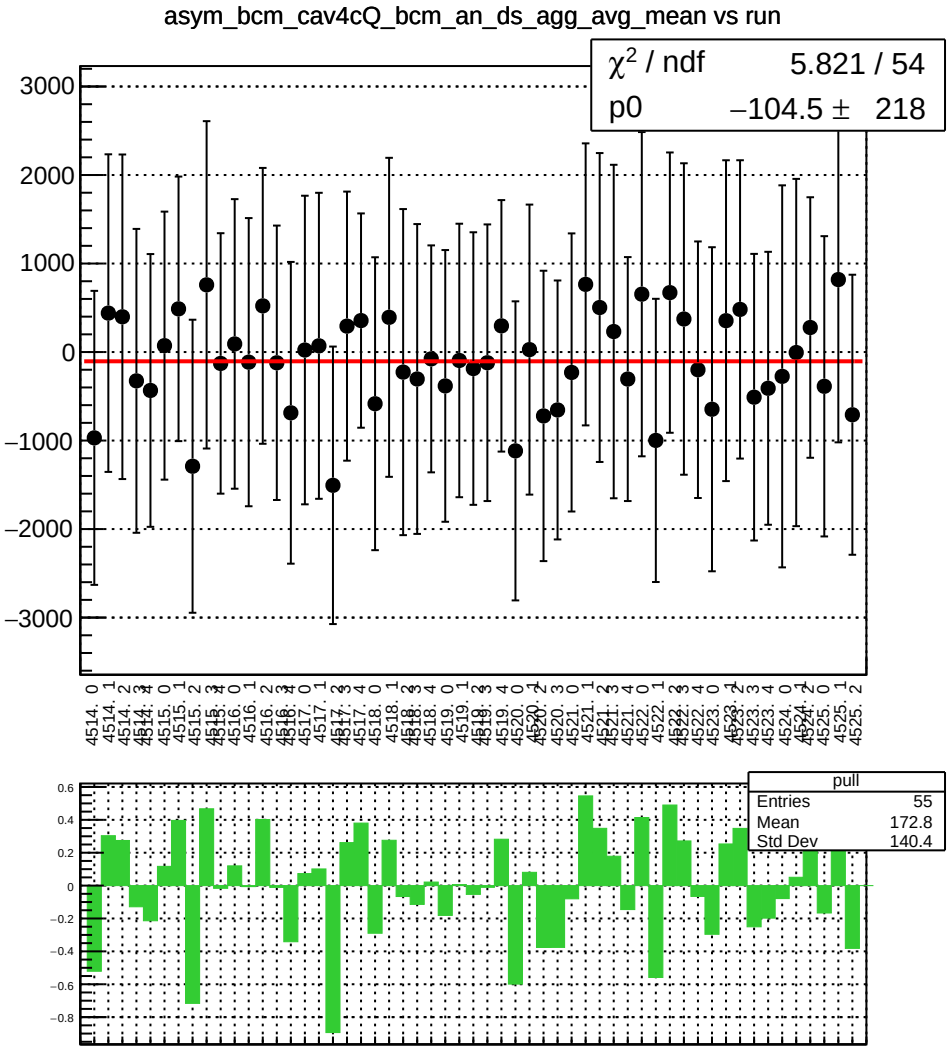
asym_bcm_cav4cQ_bcm_an_ds_agg_avg_mean vs run
χ^2 / ndf 5.821 / 54
p0 −104.5 ± 218
pull
Entries 55
Mean 172.8
Std Dev 140.4

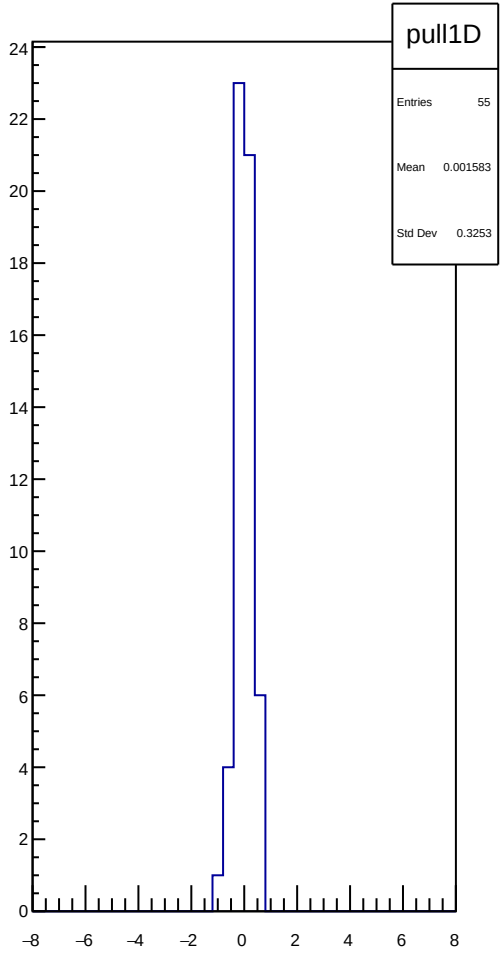
pull1D
Entries 55
Mean 0.001583
Std Dev 0.3253

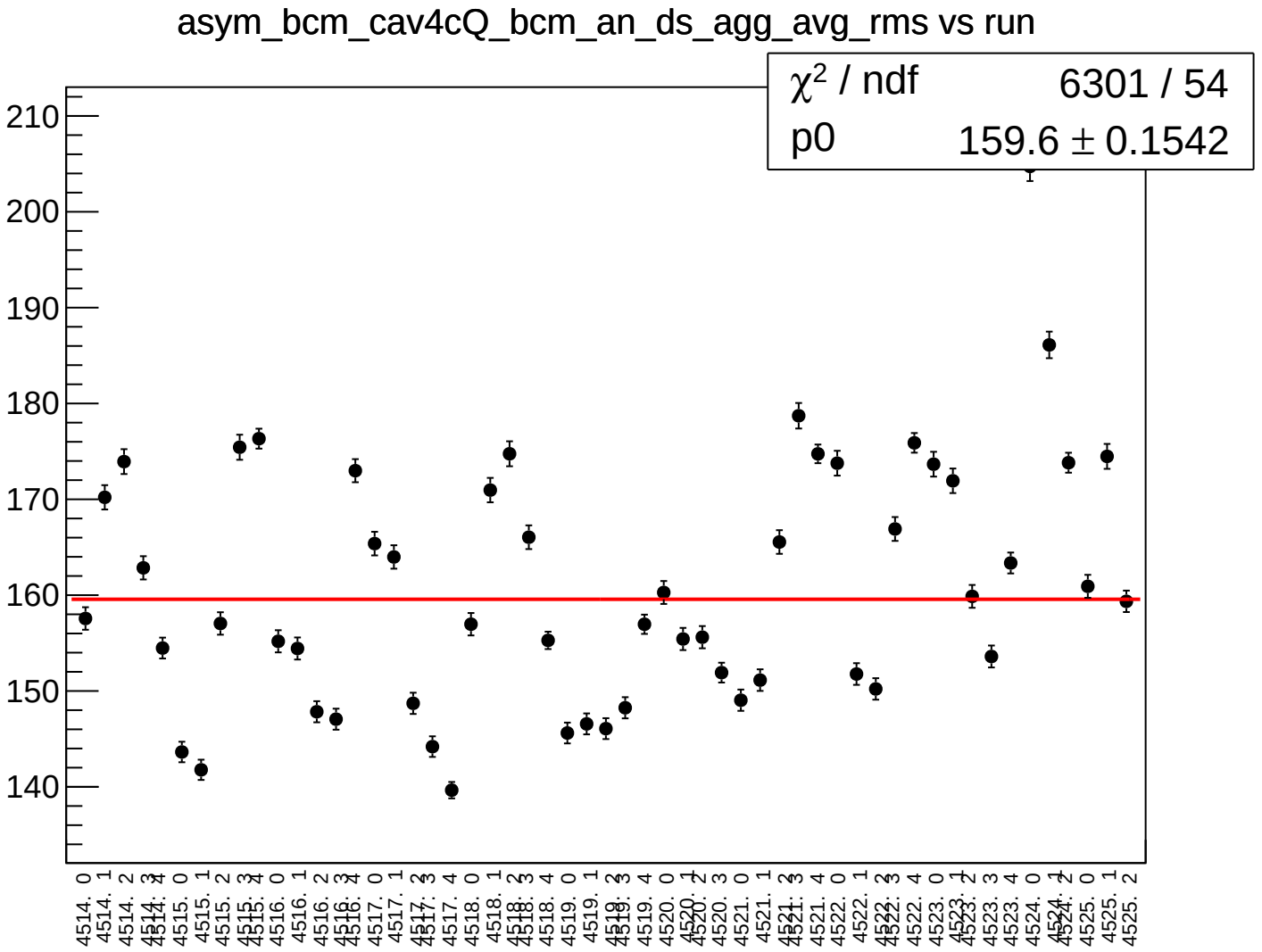
asym_bcm_cav4cQ_bcm_an_ds_agg_avg_rms vs run
χ2 / ndf 6301 / 54
p0 159.6 ± 0.1542
210
200
190
180
170
160
150
140
4514. 0
4514. 1
4514. 2
4514. 3
4514. 4
4515. 0
4515. 1
4515. 2
4515. 3
4515. 4
4516. 0
4516. 1
4516. 2
4516. 3
4516. 4
4517. 0
4517. 1
4517. 2
4517. 3
4517. 4
4518. 0
4518. 1
4518. 2
4518. 3
4518. 4
4519. 0
4519. 1
4519. 2
4519. 3
4519. 4
4520. 0
4520. 1
4520. 2
4520. 3
4521. 0
4521. 1
4521. 2
4521. 3
4521. 4
4522. 0
4522. 1
4522. 2
4522. 3
4522. 4
4523. 0
4523. 1
4523. 2
4523. 3
4523. 4
4524. 0
4524. 1
4524. 2
4525. 0
4525. 1
4525. 2

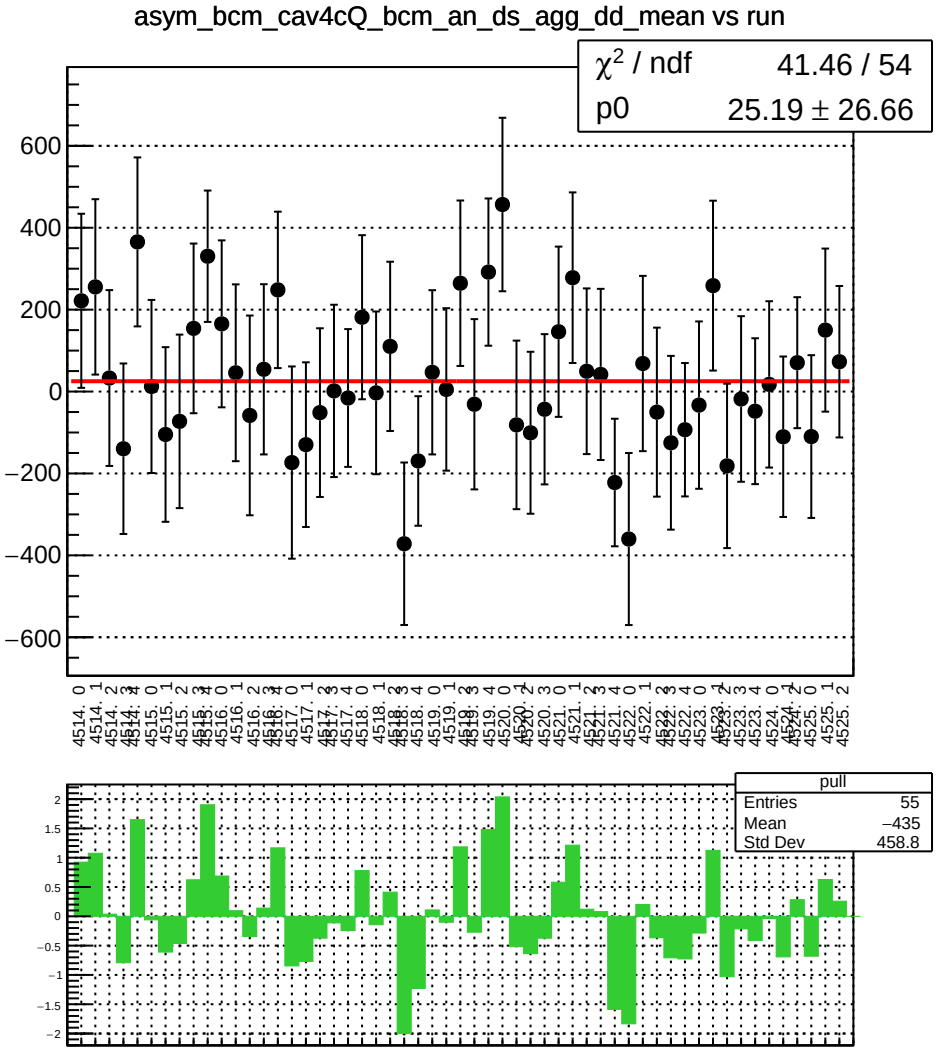
asym_bcm_cav4cQ_bcm_an_ds_agg_dd_mean vs run
χ² / ndf 41.46 / 54
p0 25.19 ± 26.66
pull
Entries 55
Mean −435
Std Dev 458.8

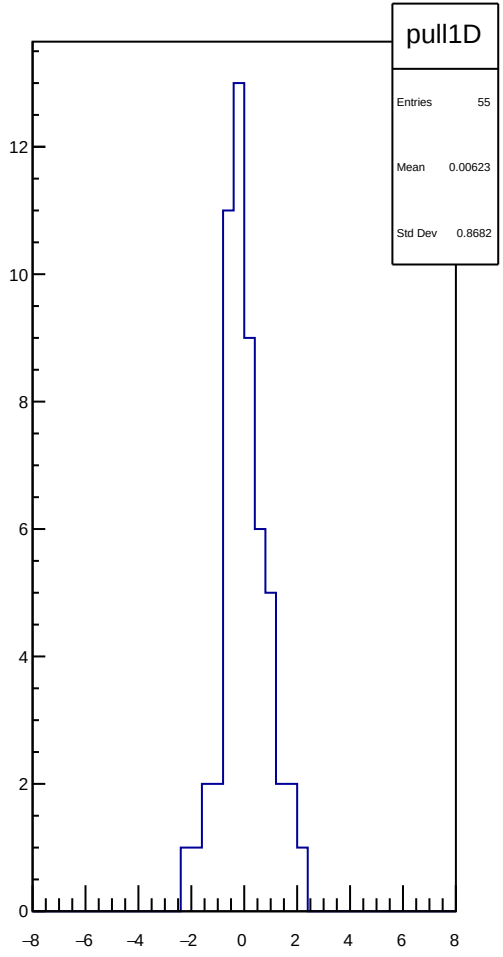
pull1D
Entries 55
Mean 0.00623
Std Dev 0.8682

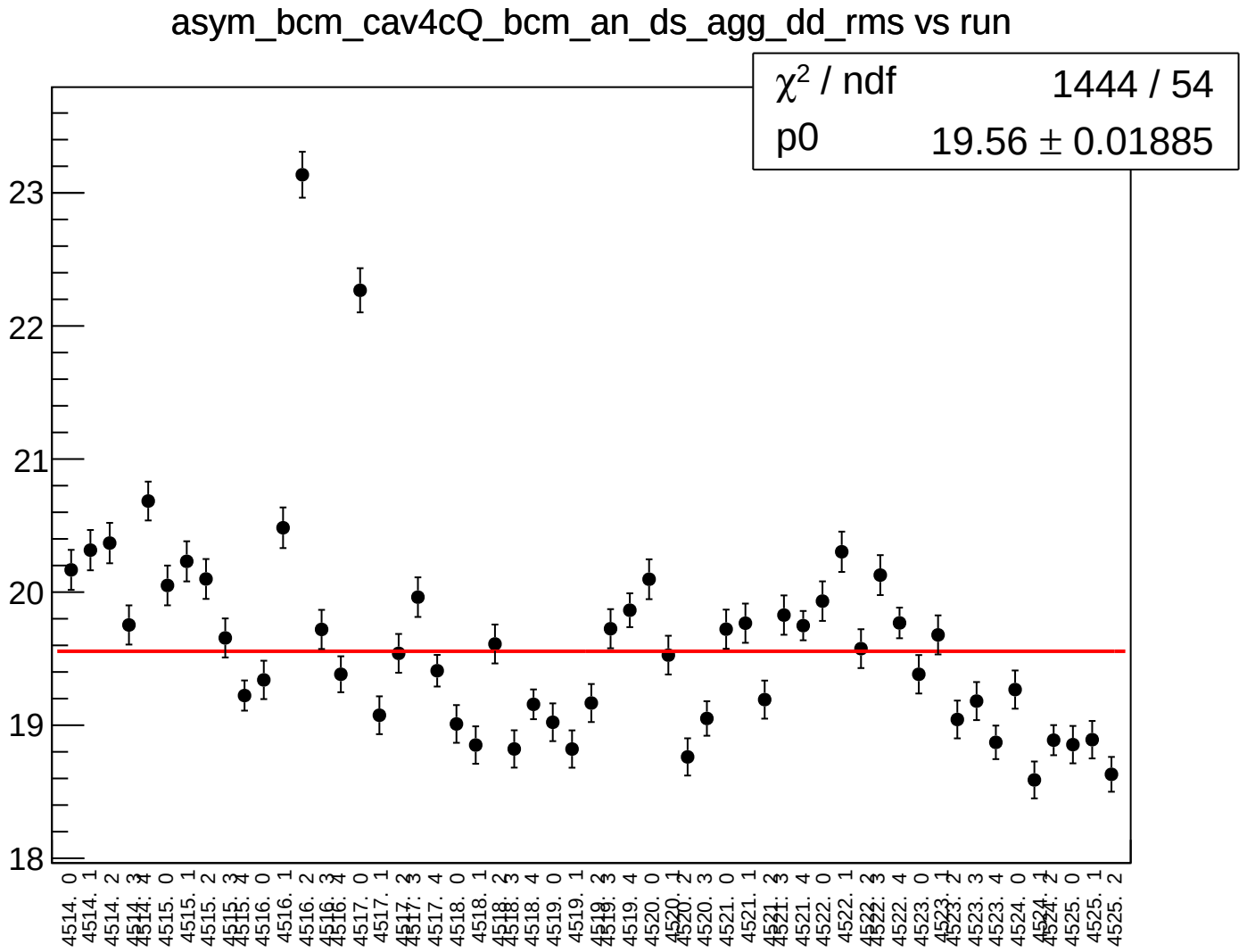
asym_bcm_cav4cQ_bcm_an_ds_agg_dd_rms vs run
χ2 / ndf 1444 / 54
p0 19.56 ± 0.01885
23
22
21
20
19
18
4514. 0
4514. 1
4514. 2
4514. 3
4514. 4
4515. 0
4515. 1
4515. 2
4515. 3
4515. 4
4516. 0
4516. 1
4516. 2
4516. 3
4516. 4
4517. 0
4517. 1
4517. 2
4517. 3
4517. 4
4518. 0
4518. 1
4518. 2
4518. 3
4518. 4
4519. 0
4519. 1
4519. 2
4519. 3
4519. 4
4520. 0
4520. 1
4520. 2
4520. 3
4521. 0
4521. 1
4521. 2
4521. 3
4521. 4
4522. 0
4522. 1
4522. 2
4522. 3
4522. 4
4523. 0
4523. 1
4523. 2
4523. 3
4523. 4
4524. 0
4524. 1
4524. 2
4525. 0
4525. 1
4525. 2

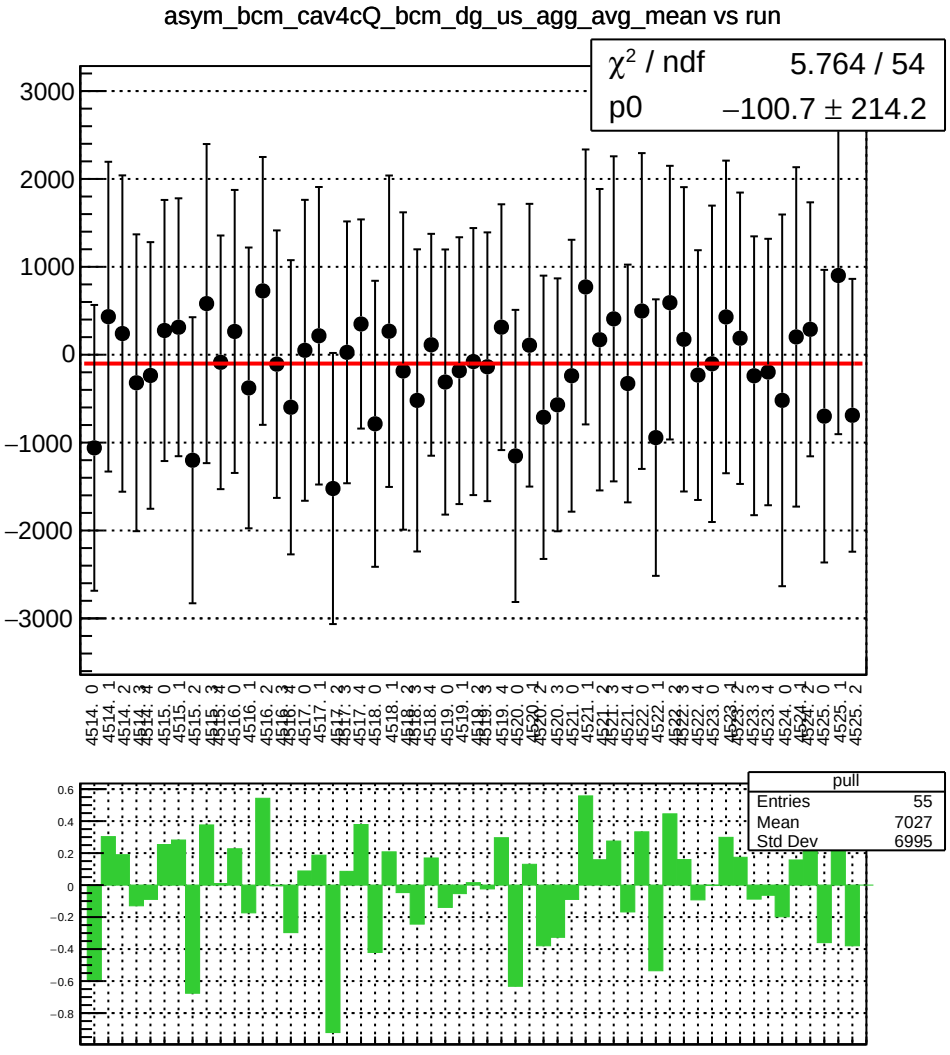
asym_bcm_cav4cQ_bcm_dg_us_agg_avg_mean vs run
χ^2 / ndf 5.764 / 54
p0 −100.7 ± 214.2
pull
Entries 55
Mean 7027
Std Dev 6995

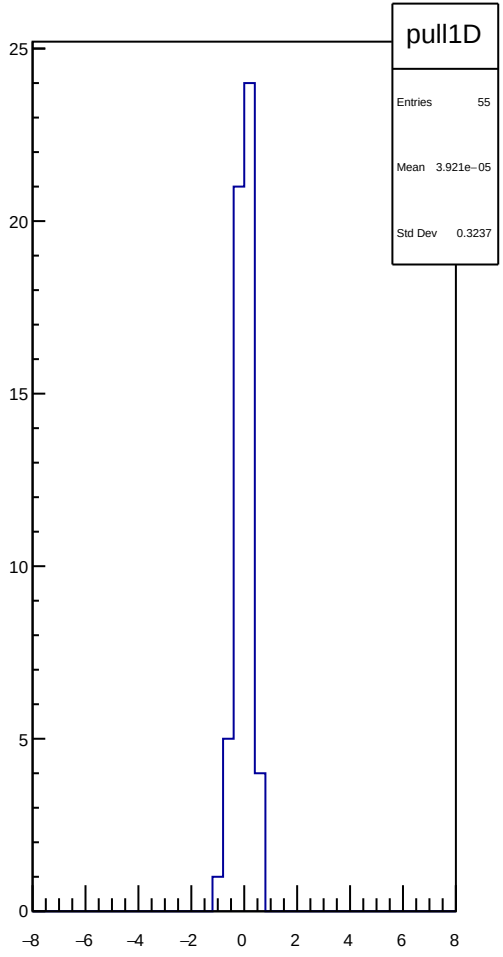
pull1D
Entries 55
Mean 3.921e−05
Std Dev 0.3237

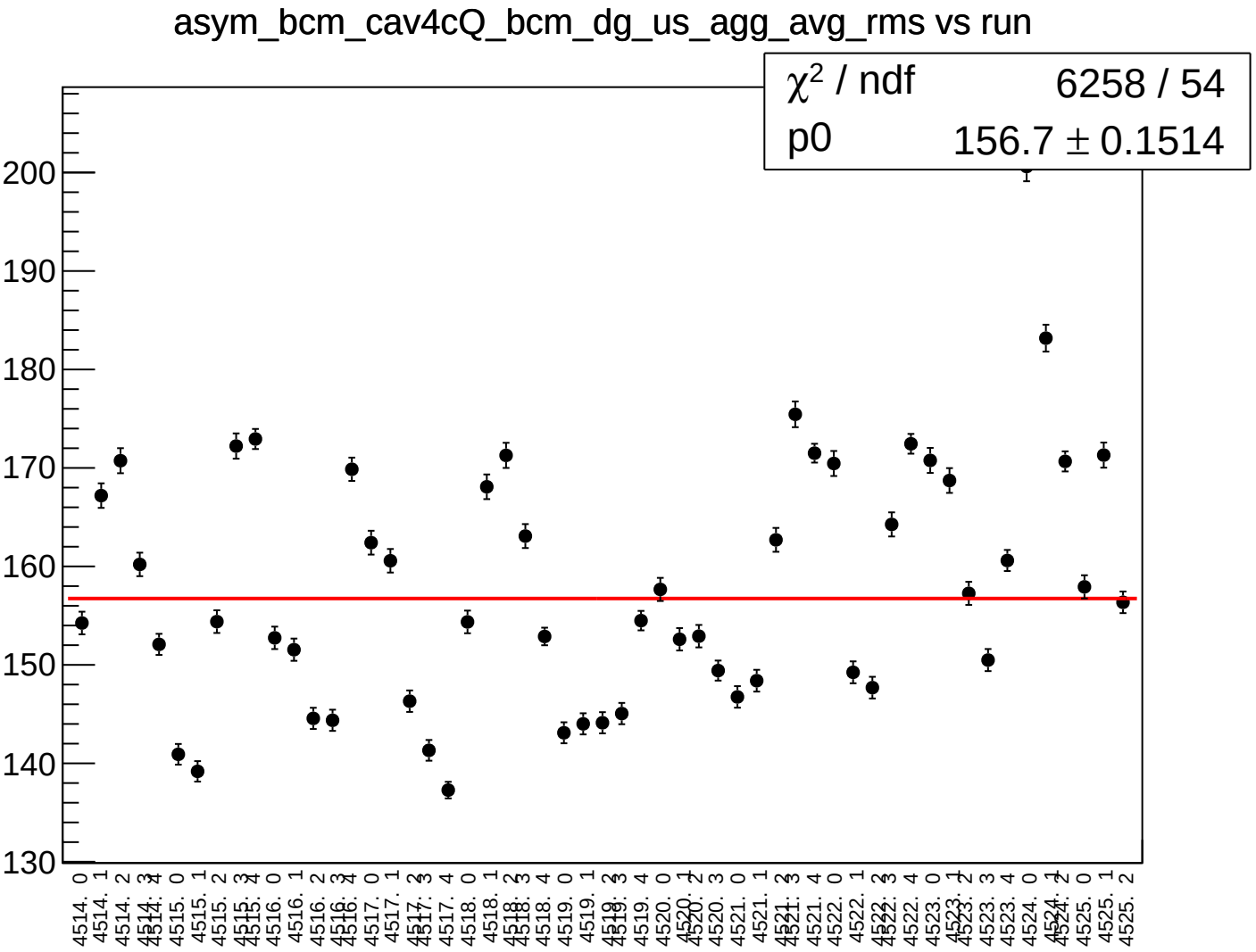
asym_bcm_cav4cQ_bcm_dg_us_agg_avg_rms vs run
χ2 / ndf 6258 / 54
p0 156.7 ± 0.1514
200
190
180
170
160
150
140
130
4514. 0
4514. 1
4514. 2
4514. 3
4514. 4
4515. 0
4515. 1
4515. 2
4515. 3
4515. 4
4516. 0
4516. 1
4516. 2
4516. 3
4516. 4
4517. 0
4517. 1
4517. 2
4517. 3
4517. 4
4518. 0
4518. 1
4518. 2
4518. 3
4518. 4
4519. 0
4519. 1
4519. 2
4519. 3
4519. 4
4520. 0
4520. 1
4520. 2
4520. 3
4521. 0
4521. 1
4521. 2
4521. 3
4521. 4
4522. 0
4522. 1
4522. 2
4522. 3
4522. 4
4523. 0
4523. 1
4523. 2
4523. 3
4523. 4
4524. 0
4524. 1
4524. 2
4525. 0
4525. 1
4525. 2

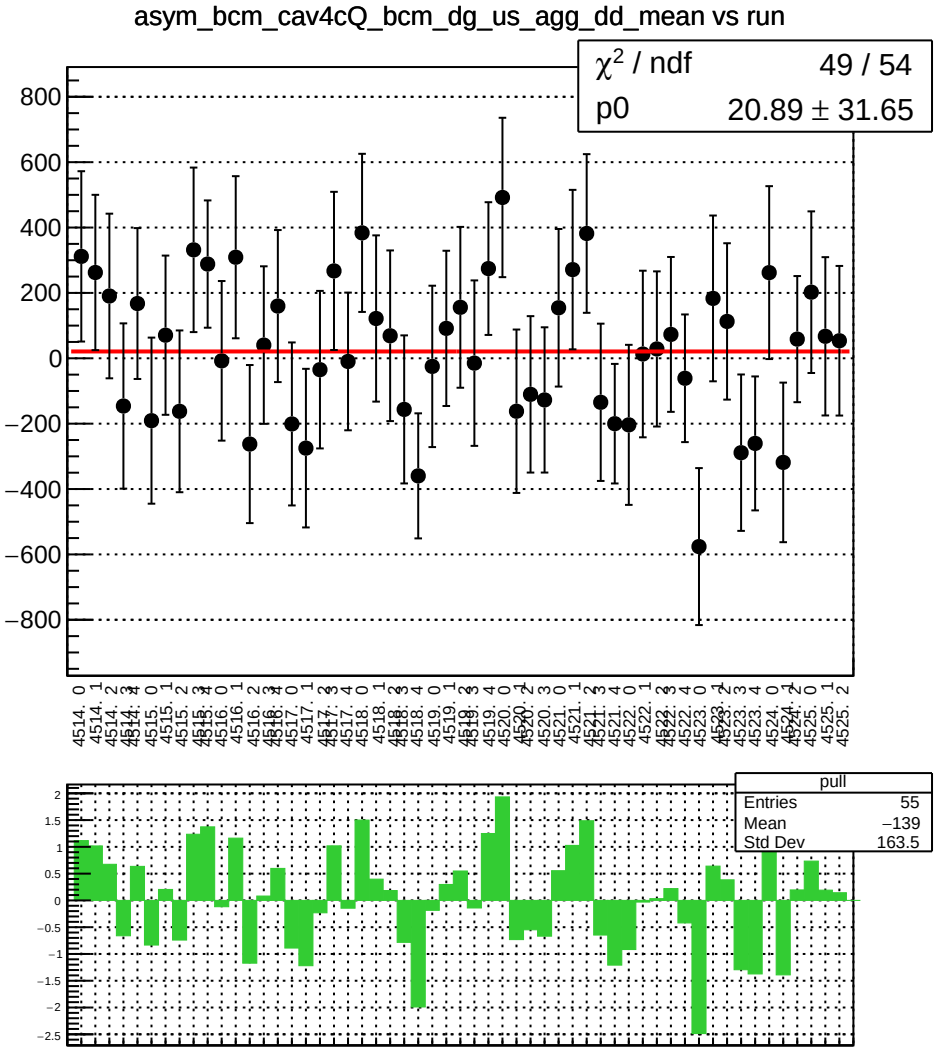
asym_bcm_cav4cQ_bcm_dg_us_agg_dd_mean vs run
χ^2 / ndf 49 / 54
p0 20.89 ± 31.65
pull
Entries 55
Mean −139
Std Dev 163.5

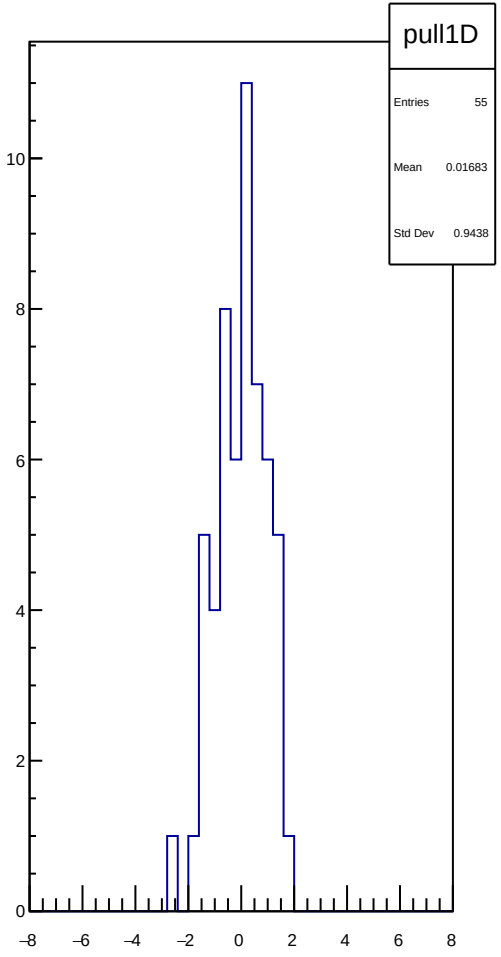
pull1D
Entries 55
Mean 0.01683
Std Dev 0.9438

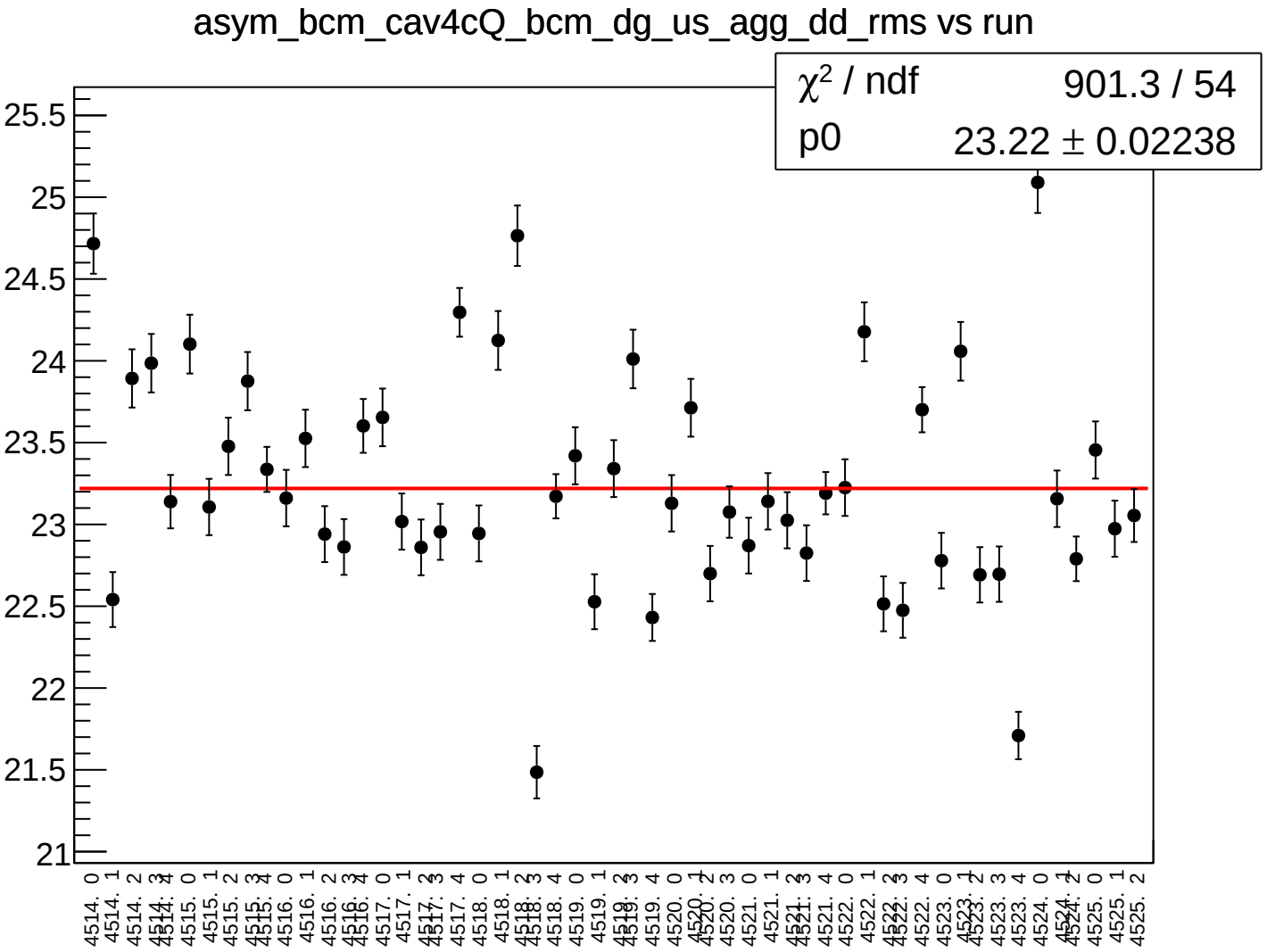
asym_bcm_cav4cQ_bcm_dg_us_agg_dd_rms vs run
χ2 / ndf 901.3 / 54
p0 23.22 ± 0.02238
25.5
25
24.5
24
23.5
23
22.5
22
21.5
21
4514. 0
4514. 1
4514. 2
4514. 3
4514. 4
4515. 0
4515. 1
4515. 2
4515. 3
4515. 4
4516. 0
4516. 1
4516. 2
4516. 3
4516. 4
4517. 0
4517. 1
4517. 2
4517. 3
4517. 4
4518. 0
4518. 1
4518. 2
4518. 3
4518. 4
4519. 0
4519. 1
4519. 2
4519. 3
4519. 4
4520. 0
4520. 1
4520. 2
4520. 3
4521. 0
4521. 1
4521. 2
4521. 3
4521. 4
4522. 0
4522. 1
4522. 2
4522. 3
4522. 4
4523. 0
4523. 1
4523. 2
4523. 3
4523. 4
4524. 0
4524. 1
4524. 2
4525. 0
4525. 1
4525. 2

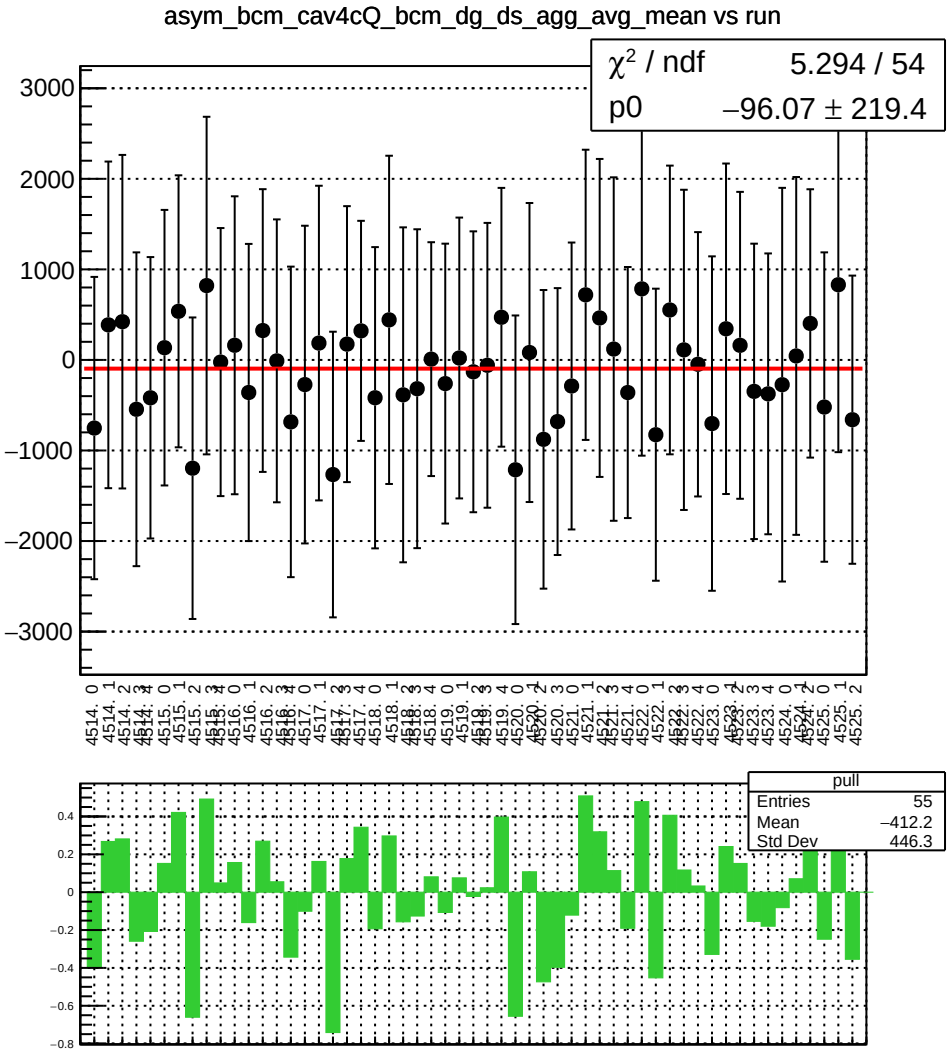
asym_bcm_cav4cQ_bcm_dg_ds_agg_avg_mean vs run
χ² / ndf 5.294 / 54
p0 −96.07 ± 219.4
pull
Entries 55
Mean −412.2
Std Dev 446.3

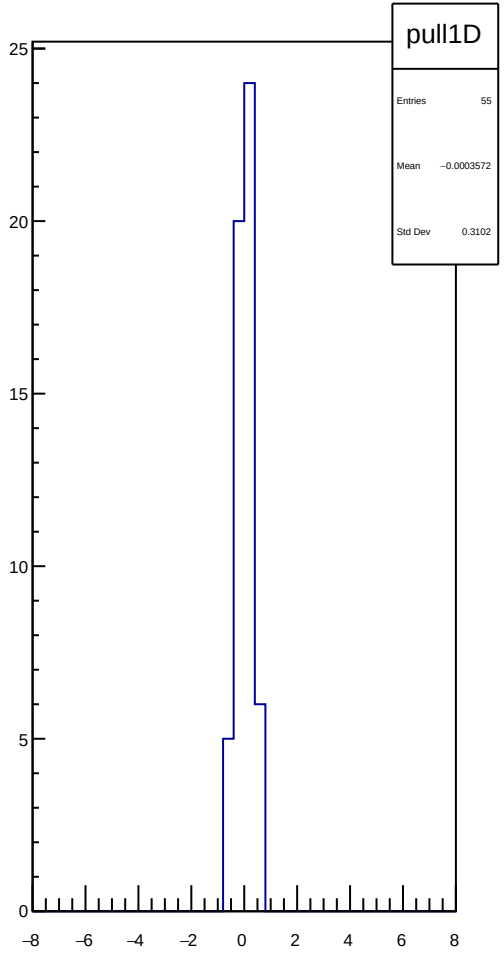
pull1D
Entries 55
Mean −0.0003572
Std Dev 0.3102

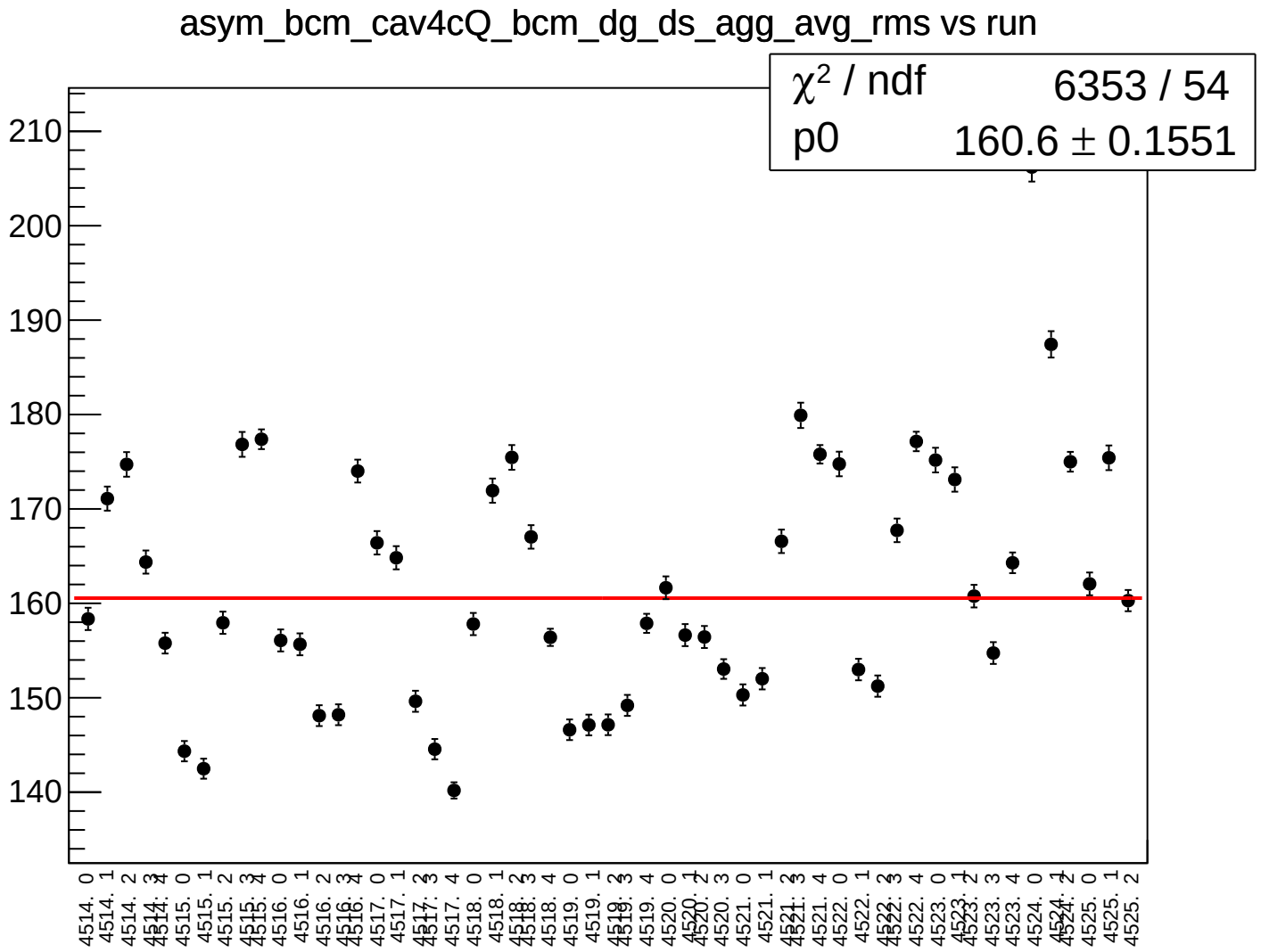
asym_bcm_cav4cQ_bcm_dg_ds_agg_avg_rms vs run
χ² / ndf 6353 / 54
p0 160.6 ± 0.1551
210
200
190
180
170
160
150
140
4514. 0
4514. 1
4514. 2
4514. 3
4514. 4
4515. 0
4515. 1
4515. 2
4515. 3
4515. 4
4516. 0
4516. 1
4516. 2
4516. 3
4516. 4
4517. 0
4517. 1
4517. 2
4517. 3
4517. 4
4518. 0
4518. 1
4518. 2
4518. 3
4518. 4
4519. 0
4519. 1
4519. 2
4519. 3
4519. 4
4520. 0
4520. 1
4520. 2
4520. 3
4521. 0
4521. 1
4521. 2
4521. 3
4521. 4
4522. 0
4522. 1
4522. 2
4522. 3
4522. 4
4523. 0
4523. 1
4523. 2
4523. 3
4523. 4
4524. 0
4524. 1
4524. 2
4525. 0
4525. 1
4525. 2

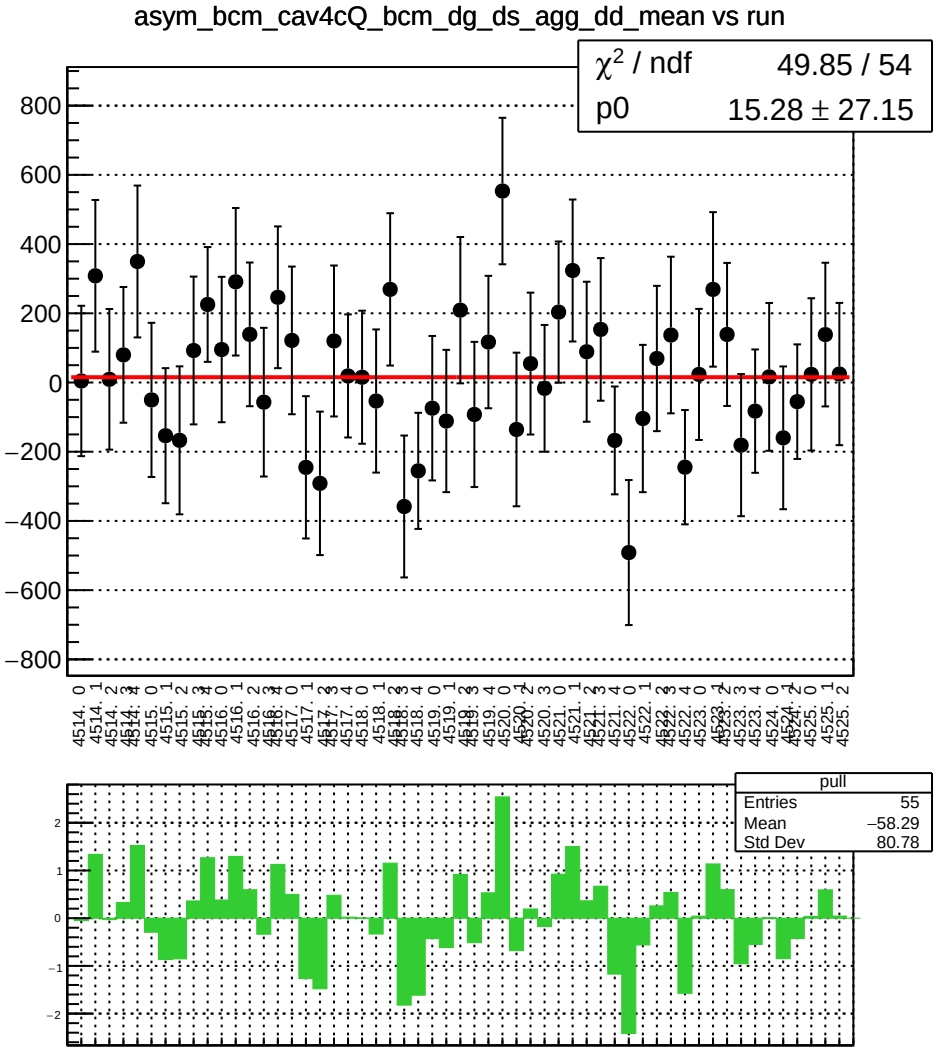
asym_bcm_cav4cQ_bcm_dg_ds_agg_dd_mean vs run
χ² / ndf 49.85 / 54
p0 15.28 ± 27.15
pull
Entries 55
Mean −58.29
Std Dev 80.78

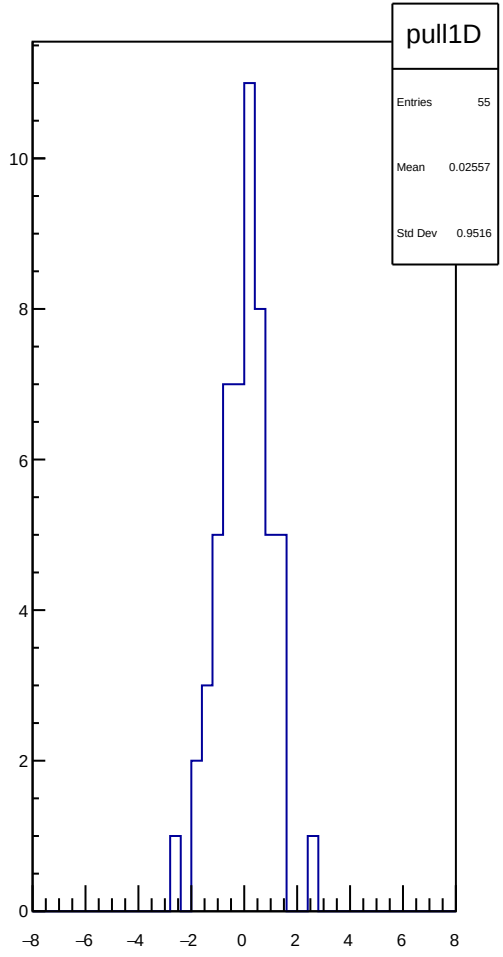
pull1D
Entries 55
Mean 0.02557
Std Dev 0.9516

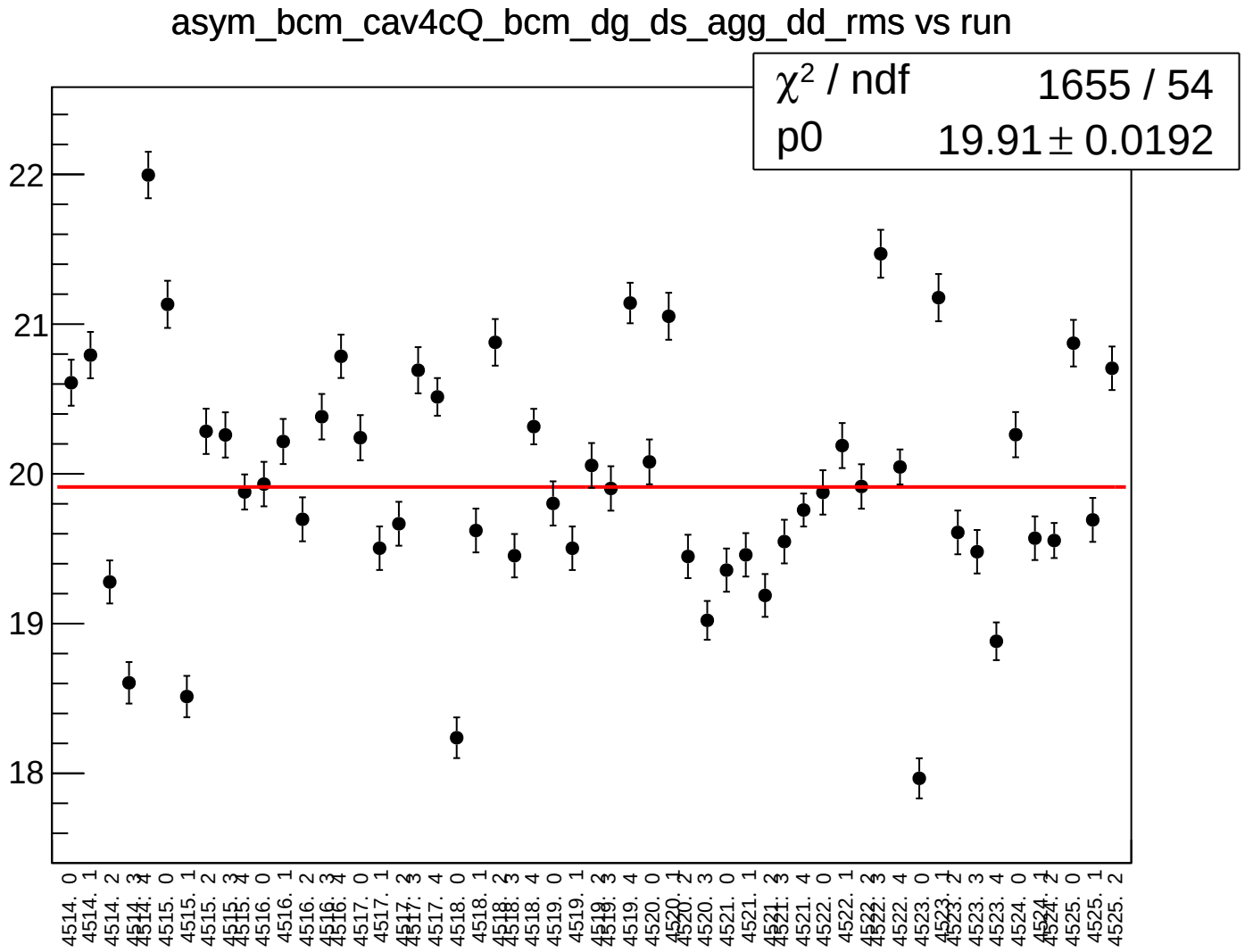
asym_bcm_cav4cQ_bcm_dg_ds_agg_dd_rms vs run
χ² / ndf 1655 / 54
p0 19.91 ± 0.0192
22
21
20
19
18
4514. 0
4514. 1
4514. 2
4514. 3
4514. 4
4515. 0
4515. 1
4515. 2
4515. 3
4515. 4
4516. 0
4516. 1
4516. 2
4516. 3
4516. 4
4517. 0
4517. 1
4517. 2
4517. 3
4517. 4
4518. 0
4518. 1
4518. 2
4518. 3
4518. 4
4519. 0
4519. 1
4519. 2
4519. 3
4519. 4
4520. 0
4520. 1
4520. 2
4520. 3
4521. 0
4521. 1
4521. 2
4521. 3
4521. 4
4522. 0
4522. 1
4522. 2
4522. 3
4522. 4
4523. 0
4523. 1
4523. 2
4523. 3
4523. 4
4524. 0
4524. 1
4524. 2
4525. 0
4525. 1
4525. 2

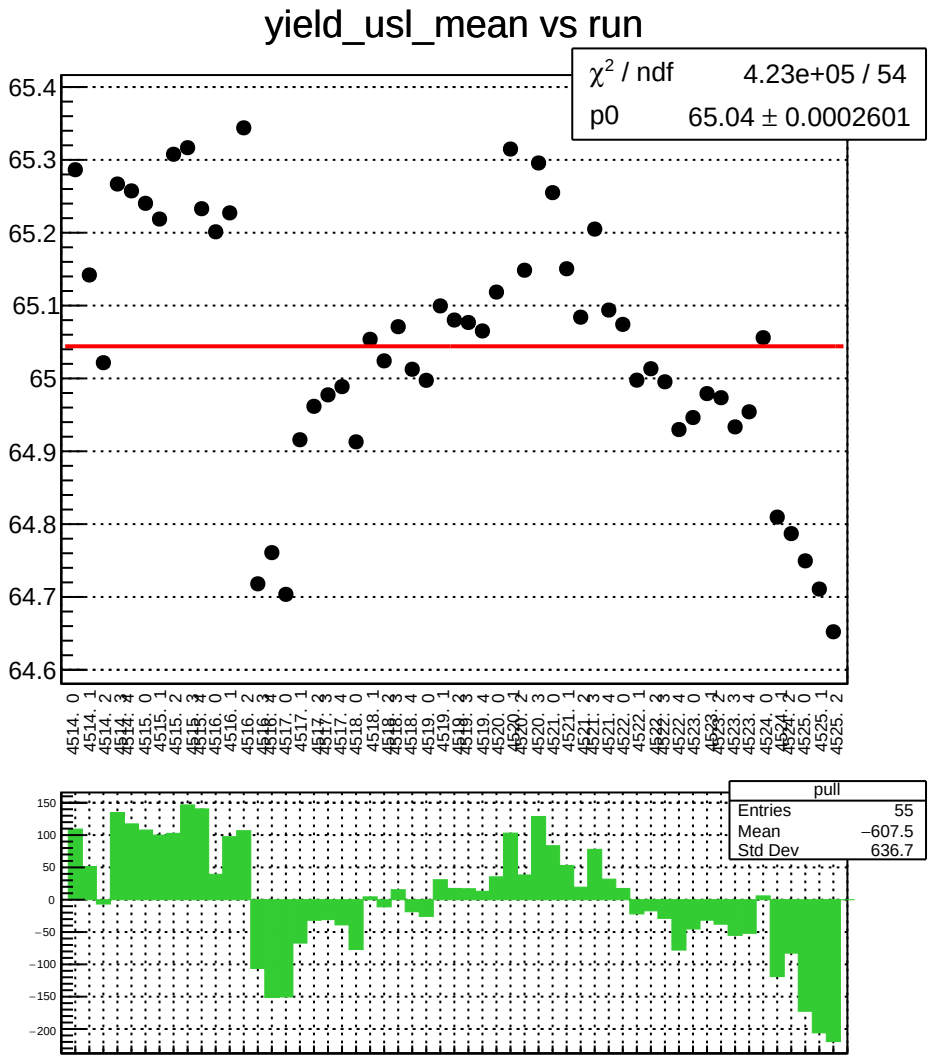
yield_usl_mean vs run
χ² / ndf 4.23e+05 / 54
p0 65.04 ± 0.0002601
65.4
65.3
65.2
65.1
65
64.9
64.8
64.7
64.6
pull
Entries 55
Mean −607.5
Std Dev 636.7
150
100
50
0
−50
−100
−150
−200

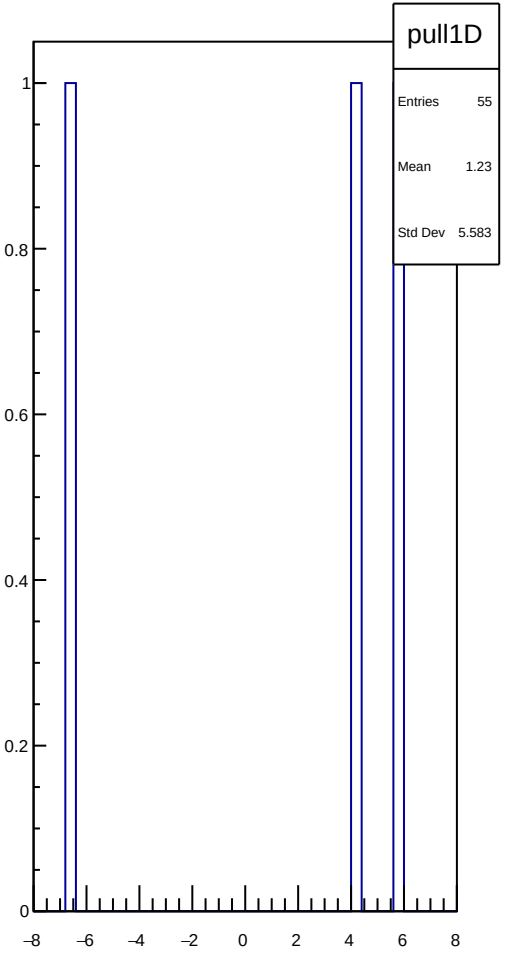
pull1D
Entries 55
Mean 1.23
Std Dev 5.583
1
0.8
0.6
0.4
0.2
0
−8
−6
−4
−2
0
2
4
6
8

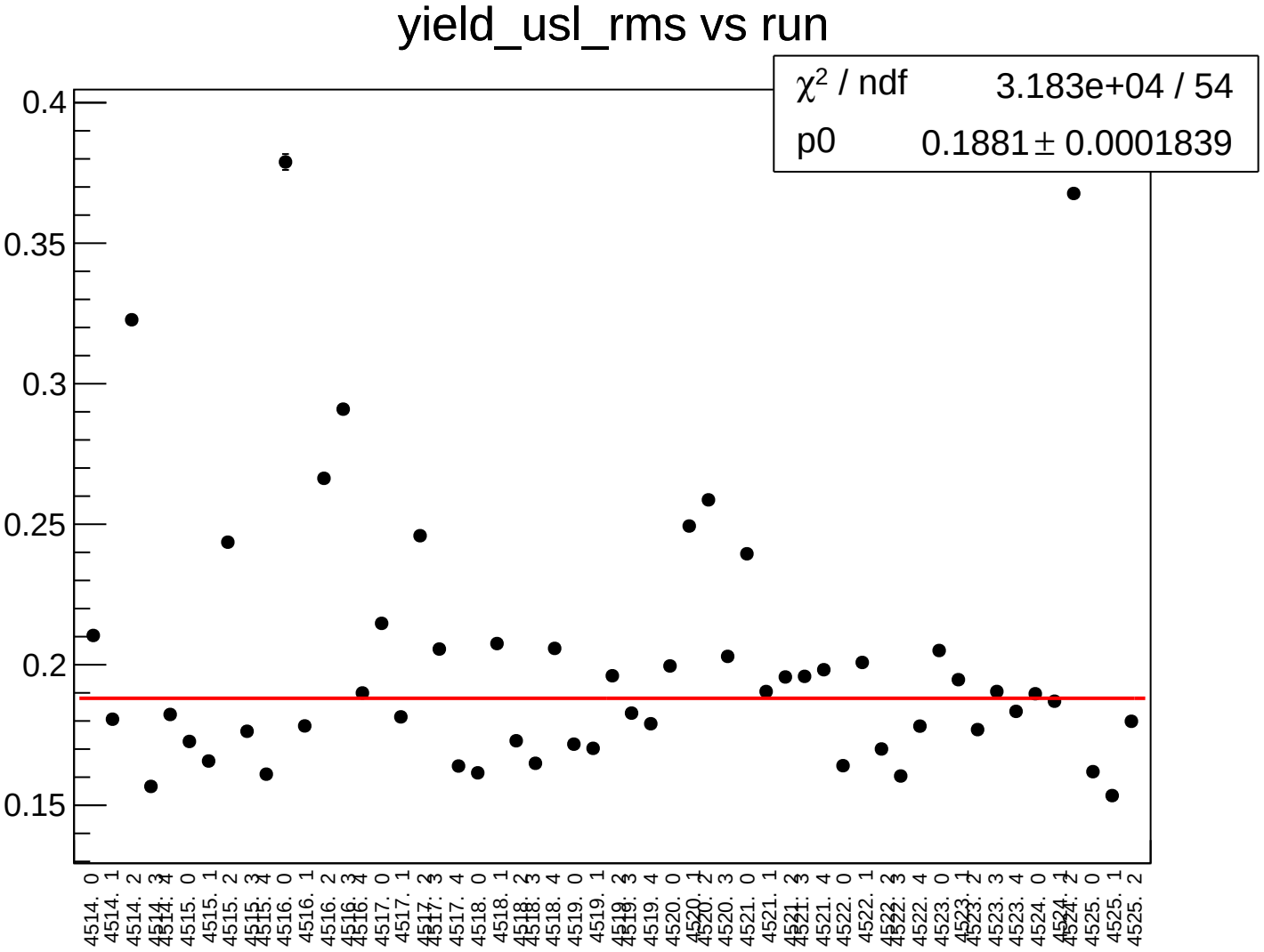
yield_usl_rms vs run
χ2 / ndf 3.183e+04 / 54
p0 0.1881 ± 0.0001839
0.4
0.35
0.3
0.25
0.2
0.15

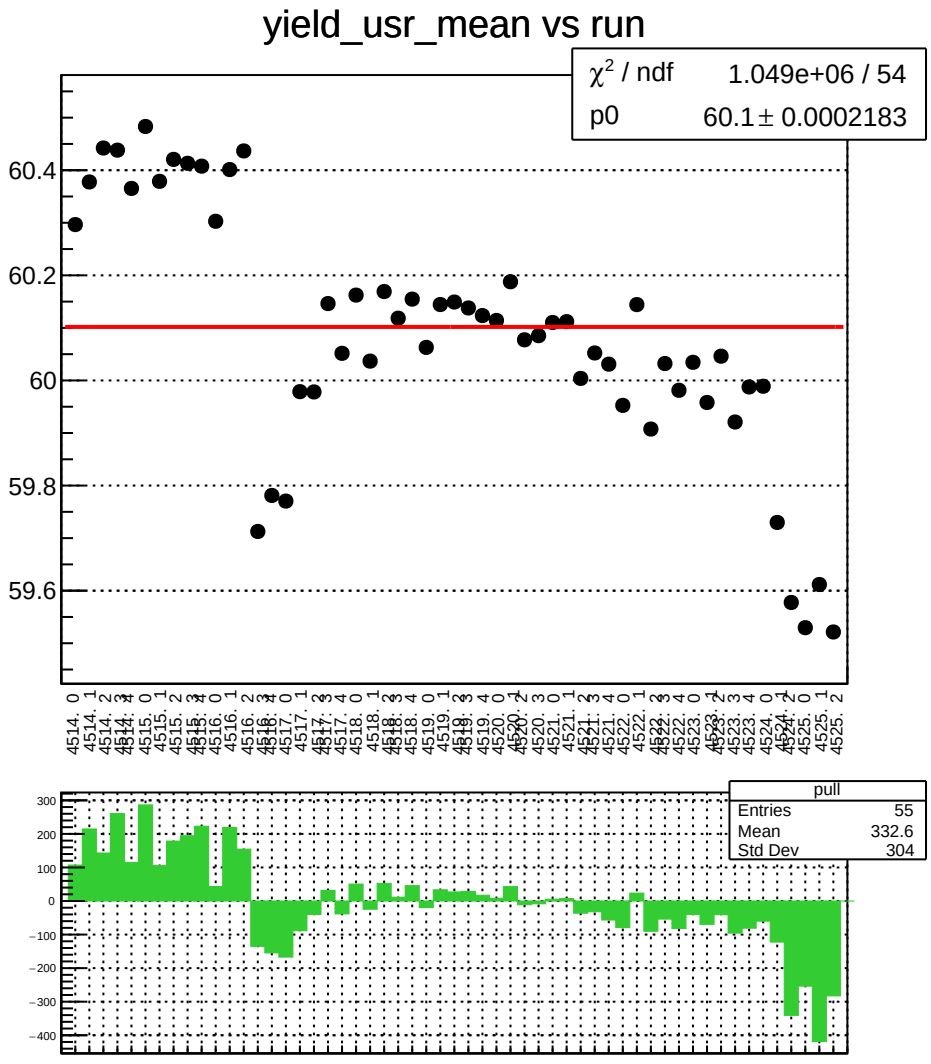
yield_usr_mean vs run
χ^2 / ndf 1.049e+06 / 54
p0 60.1 ± 0.0002183
60.4
60.2
60
59.8
59.6
pull
Entries 55
Mean 332.6
Std Dev 304
300
200
100
0
−100
−200
−300
−400

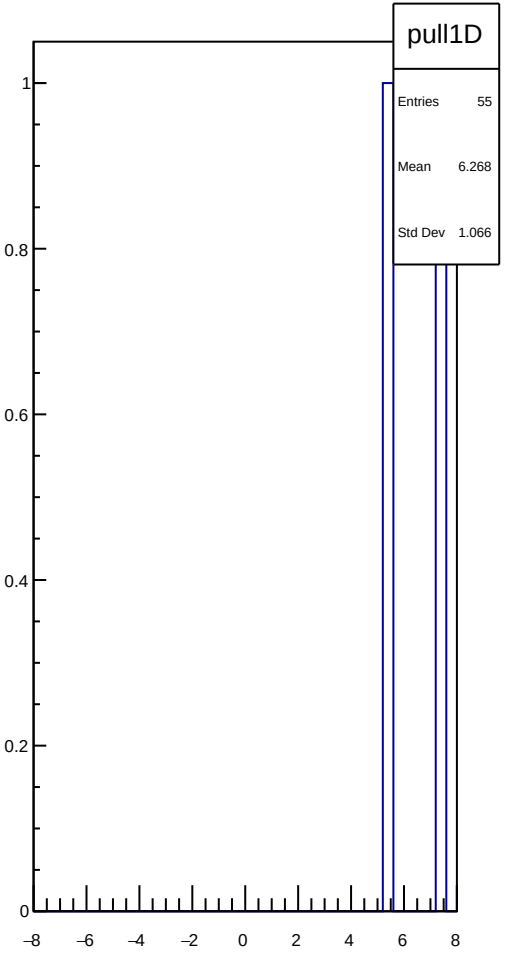
pull1D
Entries 55
Mean 6.268
Std Dev 1.066
1
0.8
0.6
0.4
0.2
0
−8
−6
−4
−2
0
2
4
6
8

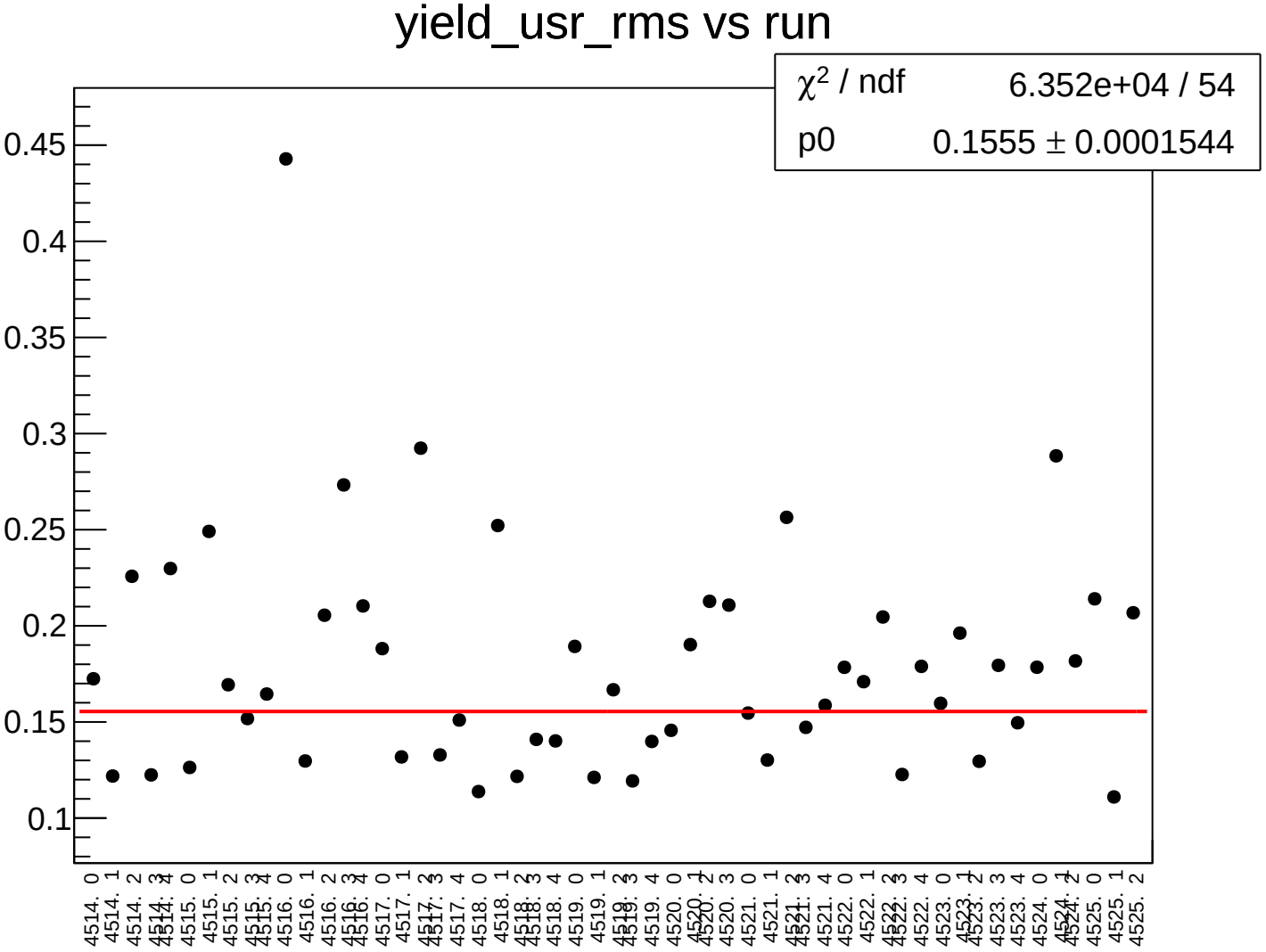
yield_usr_rms vs run
χ2 / ndf 6.352e+04 / 54
p0 0.1555 ± 0.0001544
0.45
0.4
0.35
0.3
0.25
0.2
0.15
0.1
4514. 0
4514. 1
4514. 2
4514. 3
4514. 4
4515. 0
4515. 1
4515. 2
4515. 3
4515. 4
4516. 0
4516. 1
4516. 2
4516. 3
4516. 4
4517. 0
4517. 1
4517. 2
4517. 3
4517. 4
4518. 0
4518. 1
4518. 2
4518. 3
4518. 4
4519. 0
4519. 1
4519. 2
4519. 3
4519. 4
4520. 0
4520. 1
4520. 2
4520. 3
4521. 0
4521. 1
4521. 2
4521. 3
4521. 4
4522. 0
4522. 1
4522. 2
4522. 3
4522. 4
4523. 0
4523. 1
4523. 2
4523. 3
4523. 4
4524. 0
4524. 1
4524. 2
4525. 0
4525. 1
4525. 2

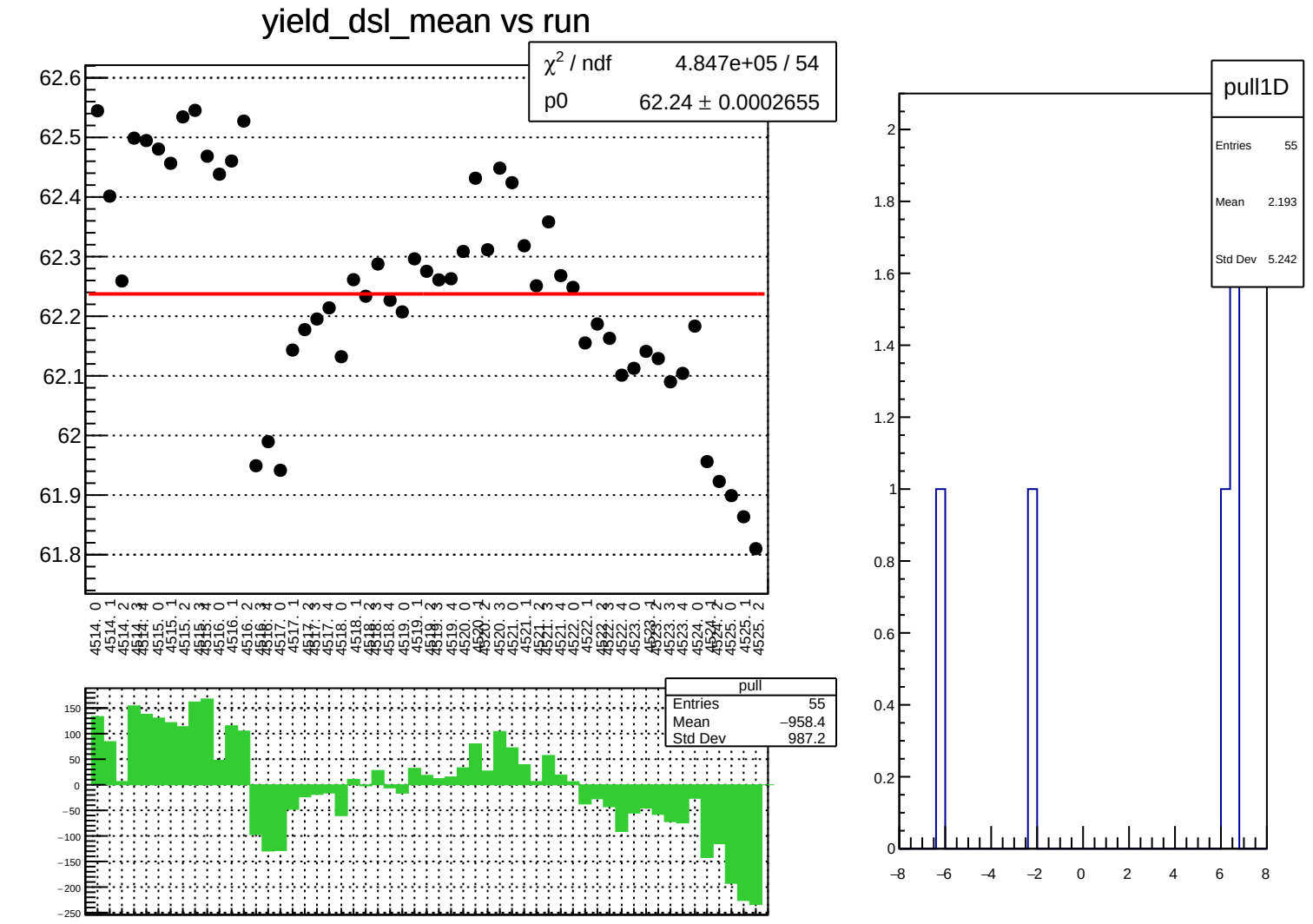
yield_dsl_mean vs run
χ^2 / ndf 4.847e+05 / 54
p0 62.24 ± 0.0002655
pull
Entries 55
Mean −958.4
Std Dev 987.2
pull1D
Entries 55
Mean 2.193
Std Dev 5.242

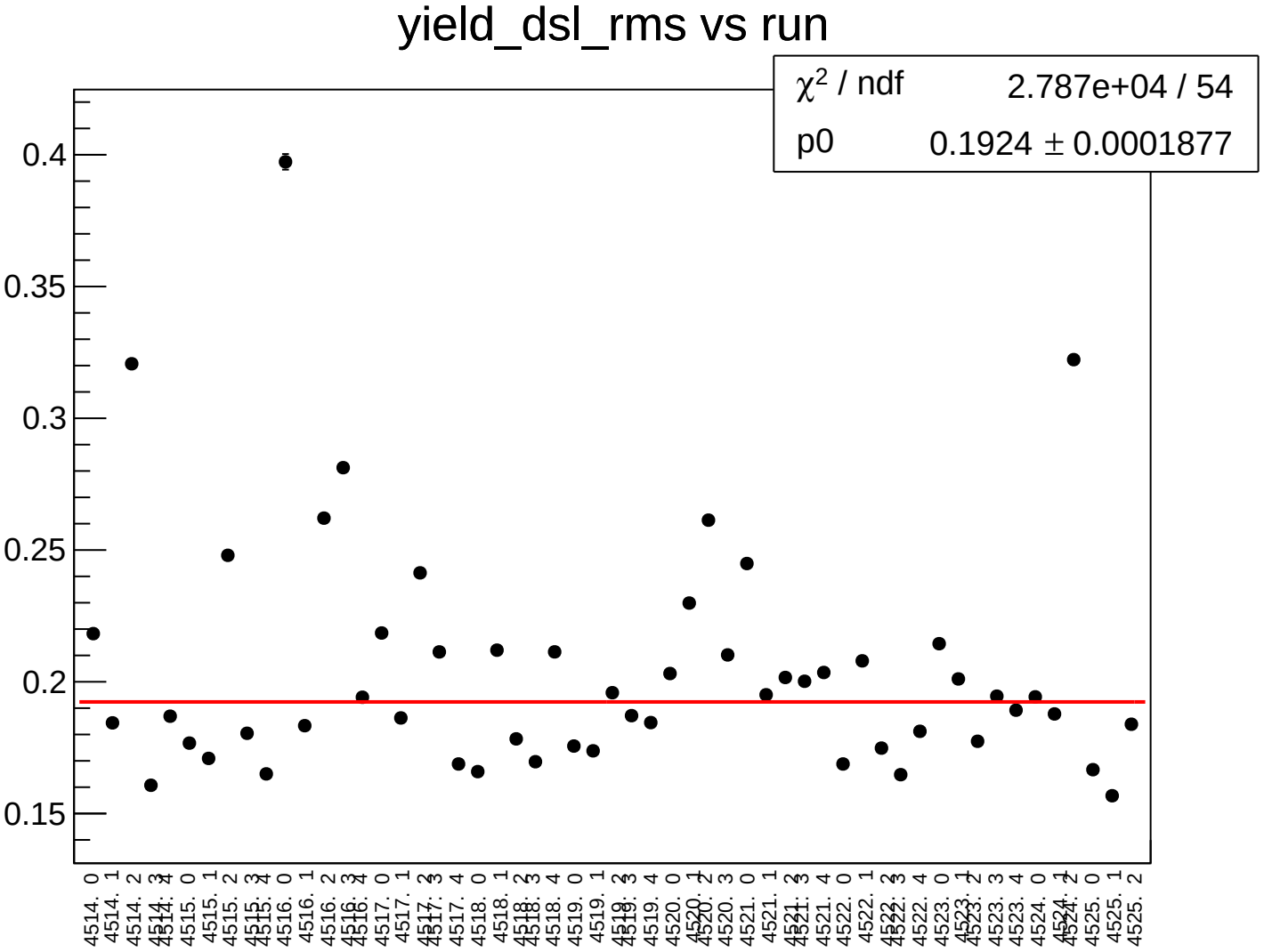
yield_dsl_rms vs run
χ2 / ndf 2.787e+04 / 54
p0 0.1924 ± 0.0001877
0.4
0.35
0.3
0.25
0.2
0.15

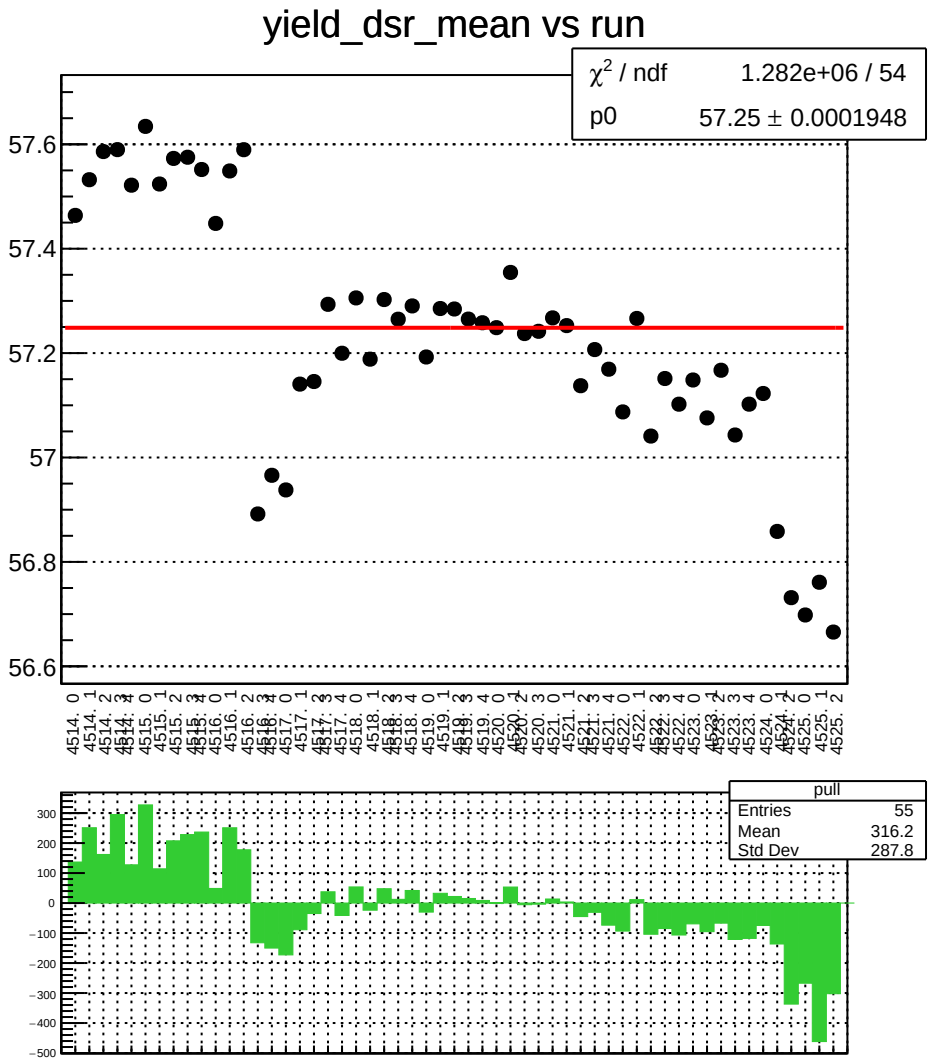
yield_dsr_mean vs run
χ² / ndf 1.282e+06 / 54
p0 57.25 ± 0.0001948
57.6
57.4
57.2
57
56.8
56.6
pull
Entries 55
Mean 316.2
Std Dev 287.8
300
200
100
0
−100
−200
−300
−400
−500

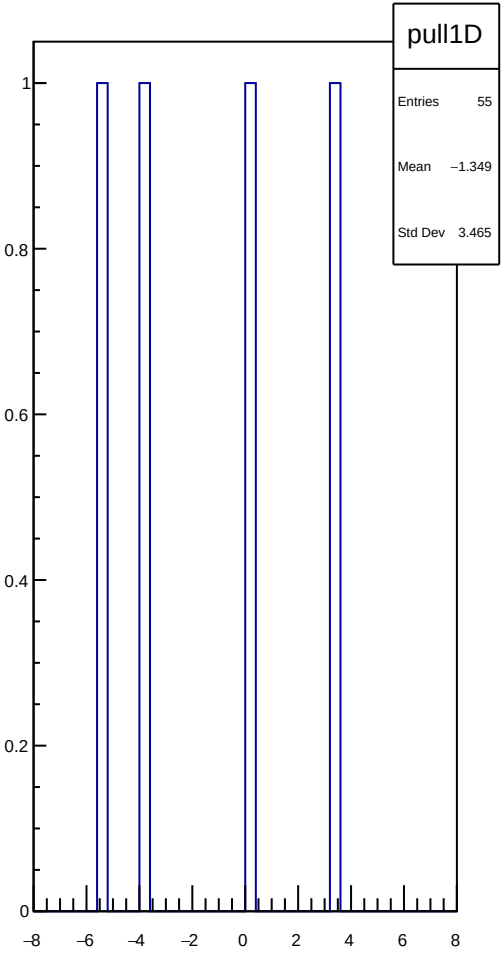
pull1D
Entries 55
Mean −1.349
Std Dev 3.465
1
0.8
0.6
0.4
0.2
0
−8
−6
−4
−2
0
2
4
6
8

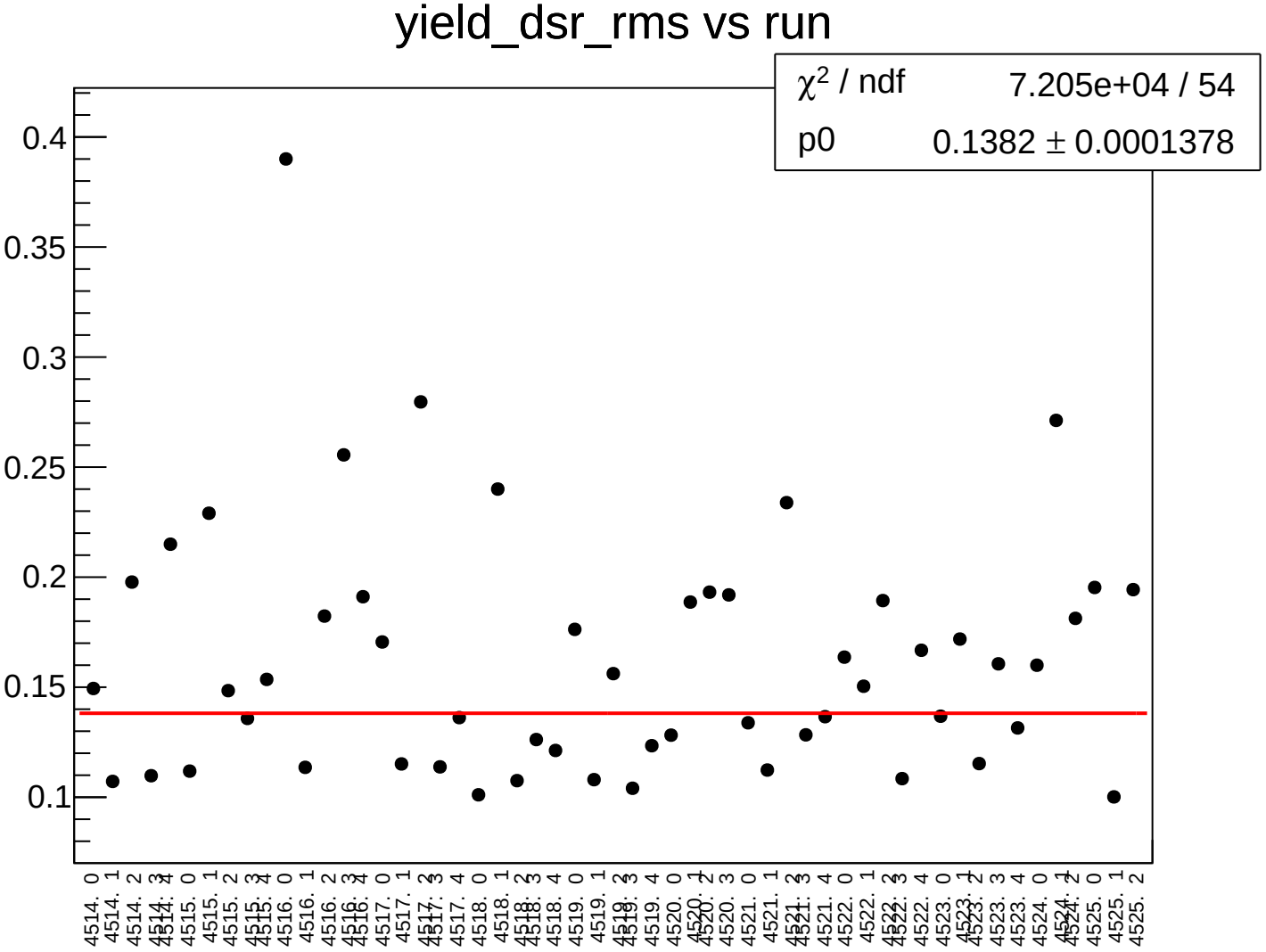
yield_dsr_rms vs run
χ^2 / ndf 7.205e+04 / 54
p0 0.1382 ± 0.0001378
0.4
0.35
0.3
0.25
0.2
0.15
0.1
4514. 0
4514. 1
4514. 2
4514. 3
4514. 4
4515. 0
4515. 1
4515. 2
4515. 3
4515. 4
4516. 0
4516. 1
4516. 2
4516. 3
4516. 4
4517. 0
4517. 1
4517. 2
4517. 3
4517. 4
4518. 0
4518. 1
4518. 2
4518. 3
4518. 4
4519. 0
4519. 1
4519. 2
4519. 3
4519. 4
4520. 0
4520. 1
4520. 2
4520. 3
4521. 0
4521. 1
4521. 2
4521. 3
4521. 4
4522. 0
4522. 1
4522. 2
4522. 3
4522. 4
4523. 0
4523. 1
4523. 2
4523. 3
4523. 4
4524. 0
4524. 1
4524. 2
4525. 0
4525. 1
4525. 2

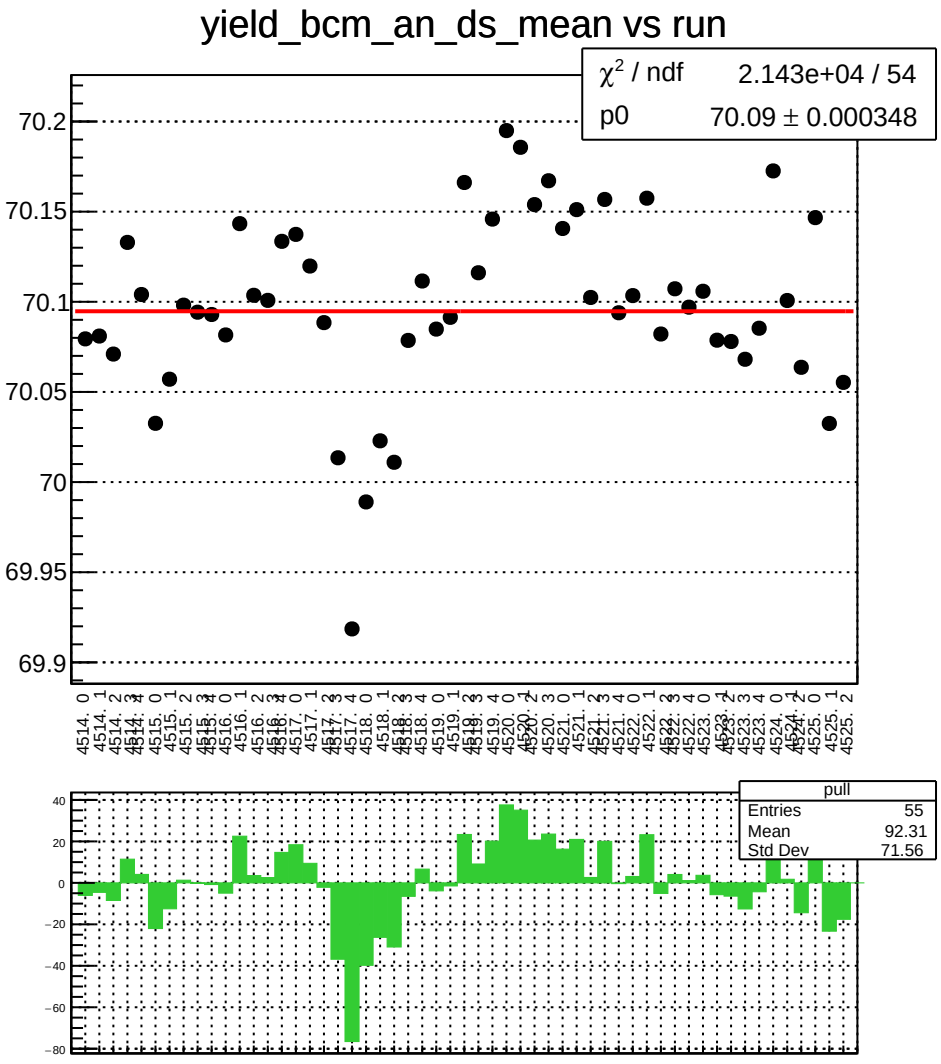
yield_bcm_an_ds_mean vs run
χ^2 / ndf 2.143e+04 / 54
p0 70.09 ± 0.000348
70.2
70.15
70.1
70.05
70
69.95
69.9
pull
Entries 55
Mean 92.31
Std Dev 71.56
40
20
0
−20
−40
−60
−80

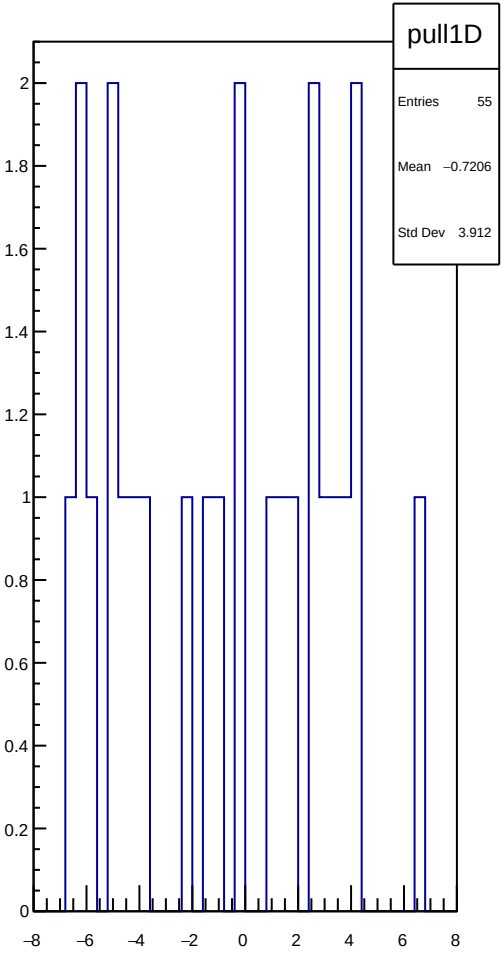
pull1D
Entries 55
Mean −0.7206
Std Dev 3.912
2
1.8
1.6
1.4
1.2
1
0.8
0.6
0.4
0.2
0
−8
−6
−4
−2
0
2
4
6
8

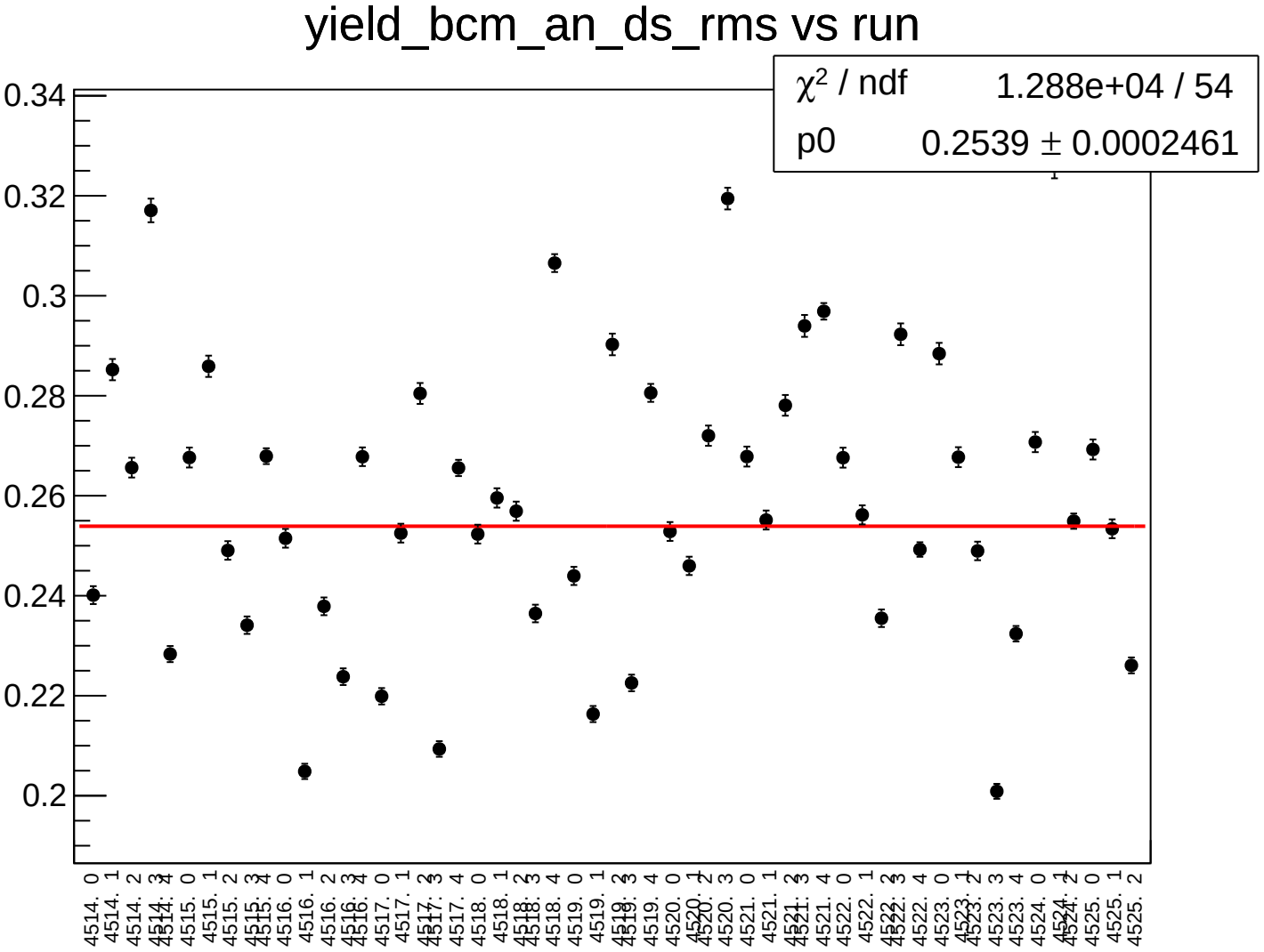
yield_bcm_an_ds_rms vs run
χ² / ndf 1.288e+04 / 54
p0 0.2539 ± 0.0002461
0.34
0.32
0.3
0.28
0.26
0.24
0.22
0.2
4514. 0
4514. 1
4514. 2
4514. 3
4514. 4
4515. 0
4515. 1
4515. 2
4515. 3
4515. 4
4516. 0
4516. 1
4516. 2
4516. 3
4516. 4
4517. 0
4517. 1
4517. 2
4517. 3
4517. 4
4518. 0
4518. 1
4518. 2
4518. 3
4518. 4
4519. 0
4519. 1
4519. 2
4519. 3
4519. 4
4520. 0
4520. 1
4520. 2
4520. 3
4521. 0
4521. 1
4521. 2
4521. 3
4521. 4
4522. 0
4522. 1
4522. 2
4522. 3
4522. 4
4523. 0
4523. 1
4523. 2
4523. 3
4523. 4
4524. 0
4524. 1
4524. 2
4525. 0
4525. 1
4525. 2

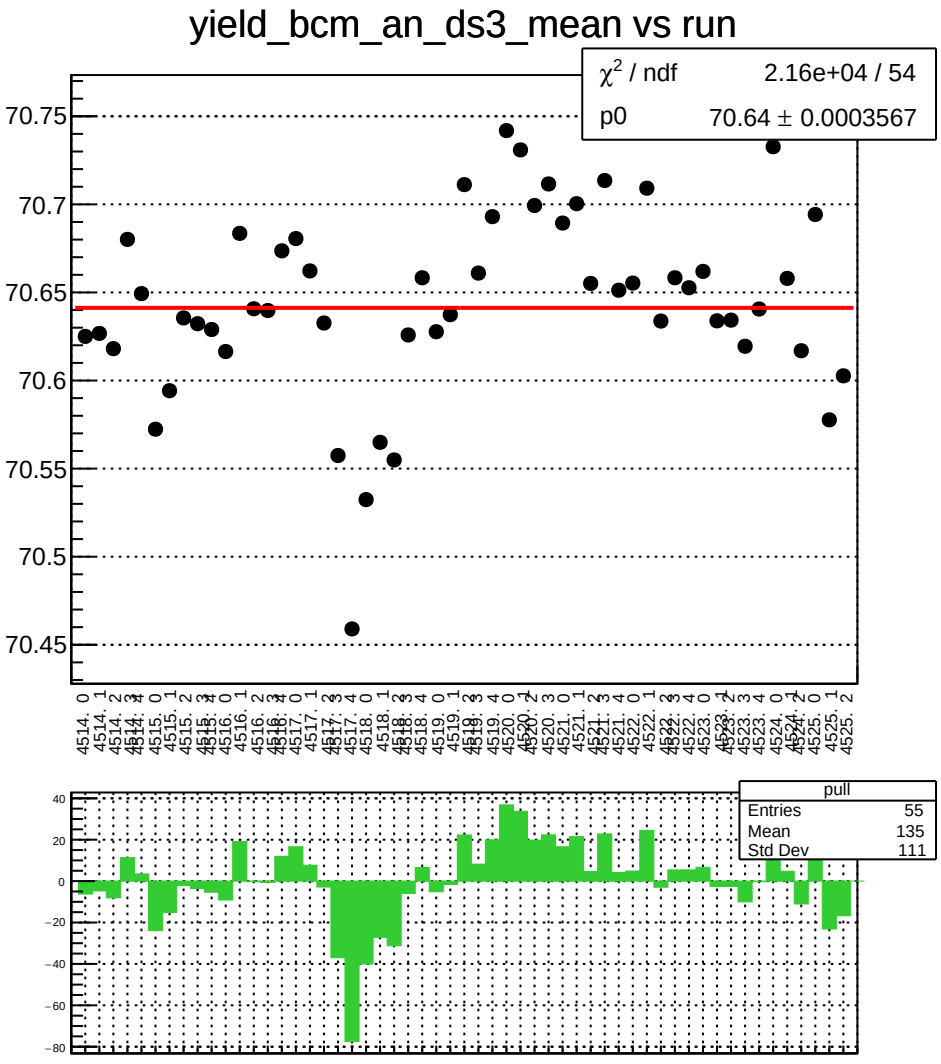
yield_bcm_an_ds3_mean vs run
χ² / ndf 2.16e+04 / 54
p0 70.64 ± 0.0003567
70.75
70.7
70.65
70.6
70.55
70.5
70.45
pull
Entries 55
Mean 135
Std Dev 111
40
20
0
−20
−40
−60
−80

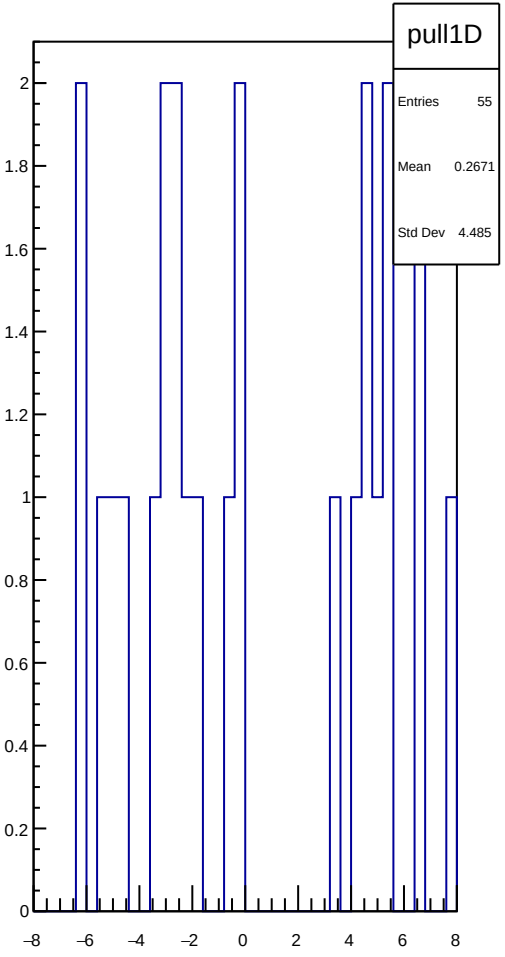
pull1D
Entries 55
Mean 0.2671
Std Dev 4.485
2
1.8
1.6
1.4
1.2
1
0.8
0.6
0.4
0.2
0
−8
−6
−4
−2
0
2
4
6
8

yield_bcm_an_ds3_rms vs run

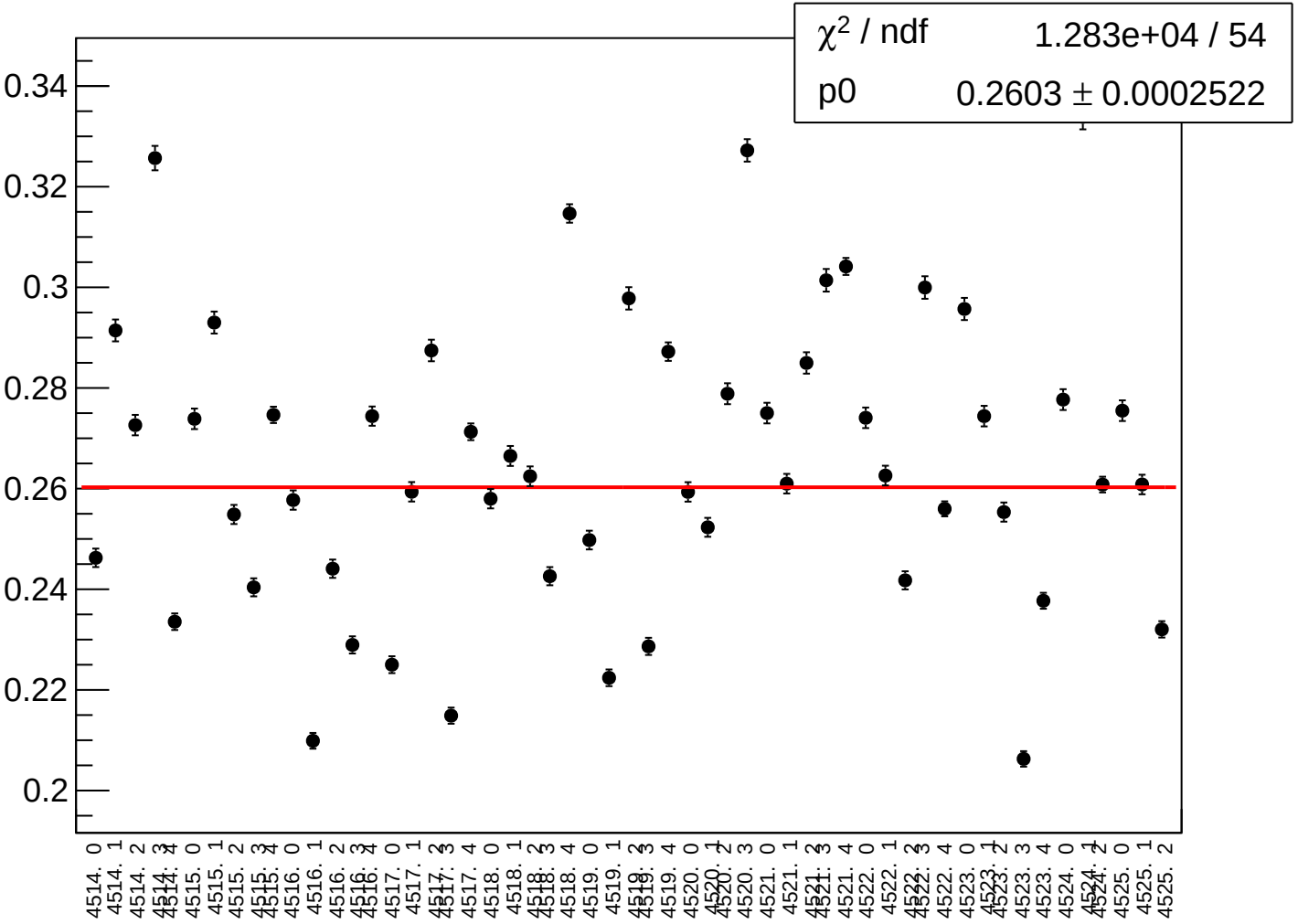

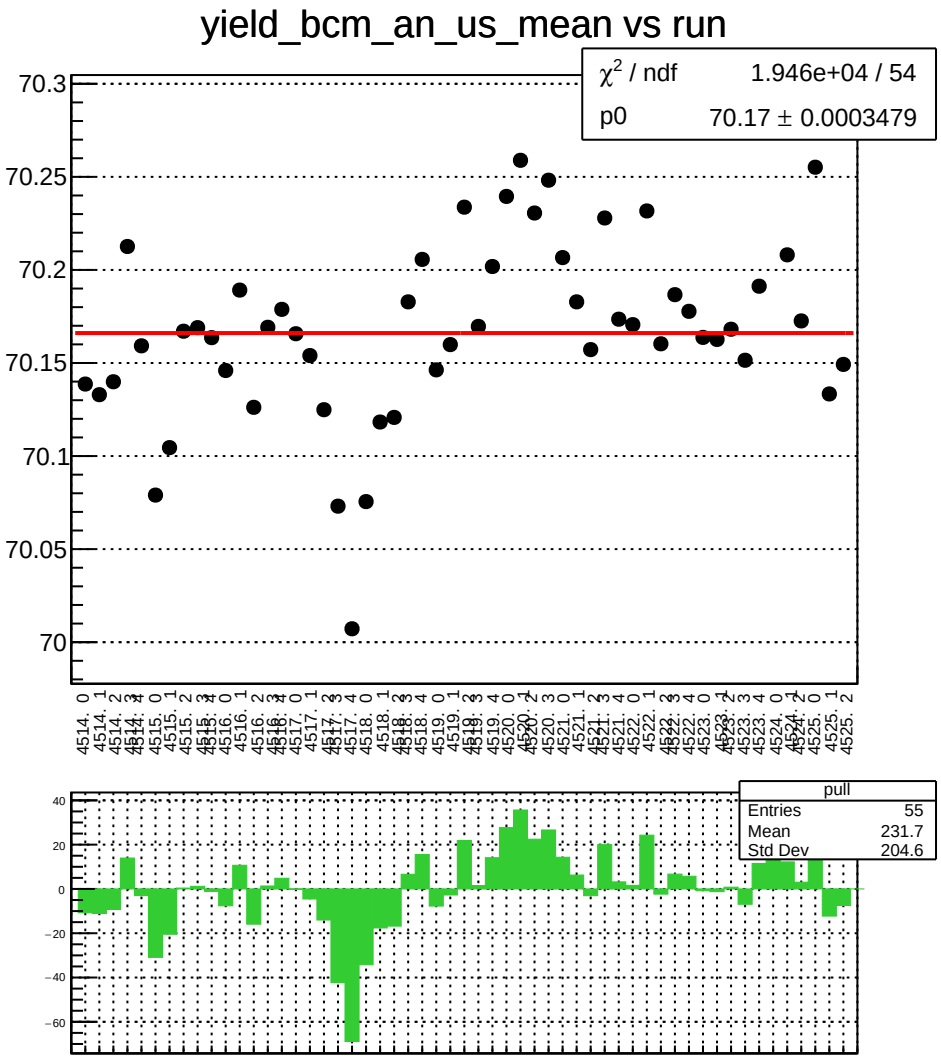
yield_bcm_an_us_mean vs run
χ^2 / ndf 1.946e+04 / 54
p0 70.17 ± 0.0003479
70.3
70.25
70.2
70.15
70.1
70.05
70
pull
Entries 55
Mean 231.7
Std Dev 204.6
40
20
0
−20
−40
−60

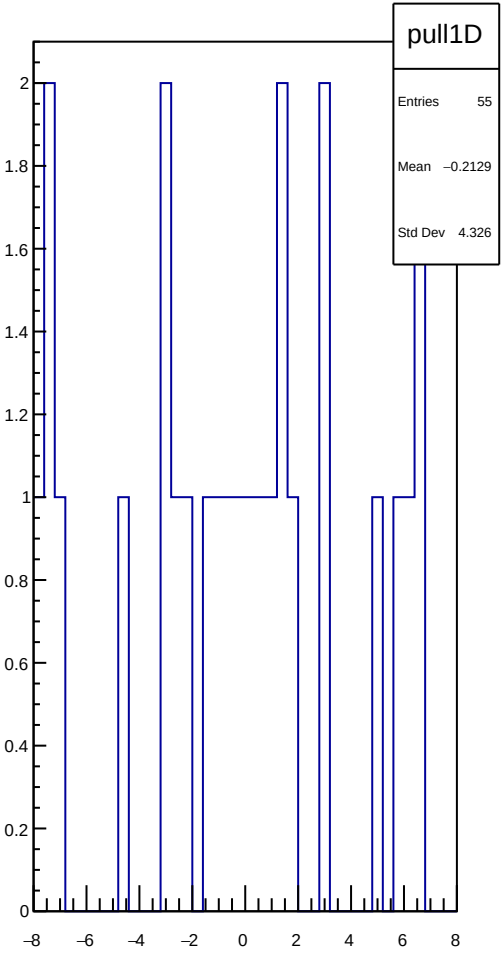
pull1D
Entries 55
Mean −0.2129
Std Dev 4.326
2
1.8
1.6
1.4
1.2
1
0.8
0.6
0.4
0.2
0
−8
−6
−4
−2
0
2
4
6
8

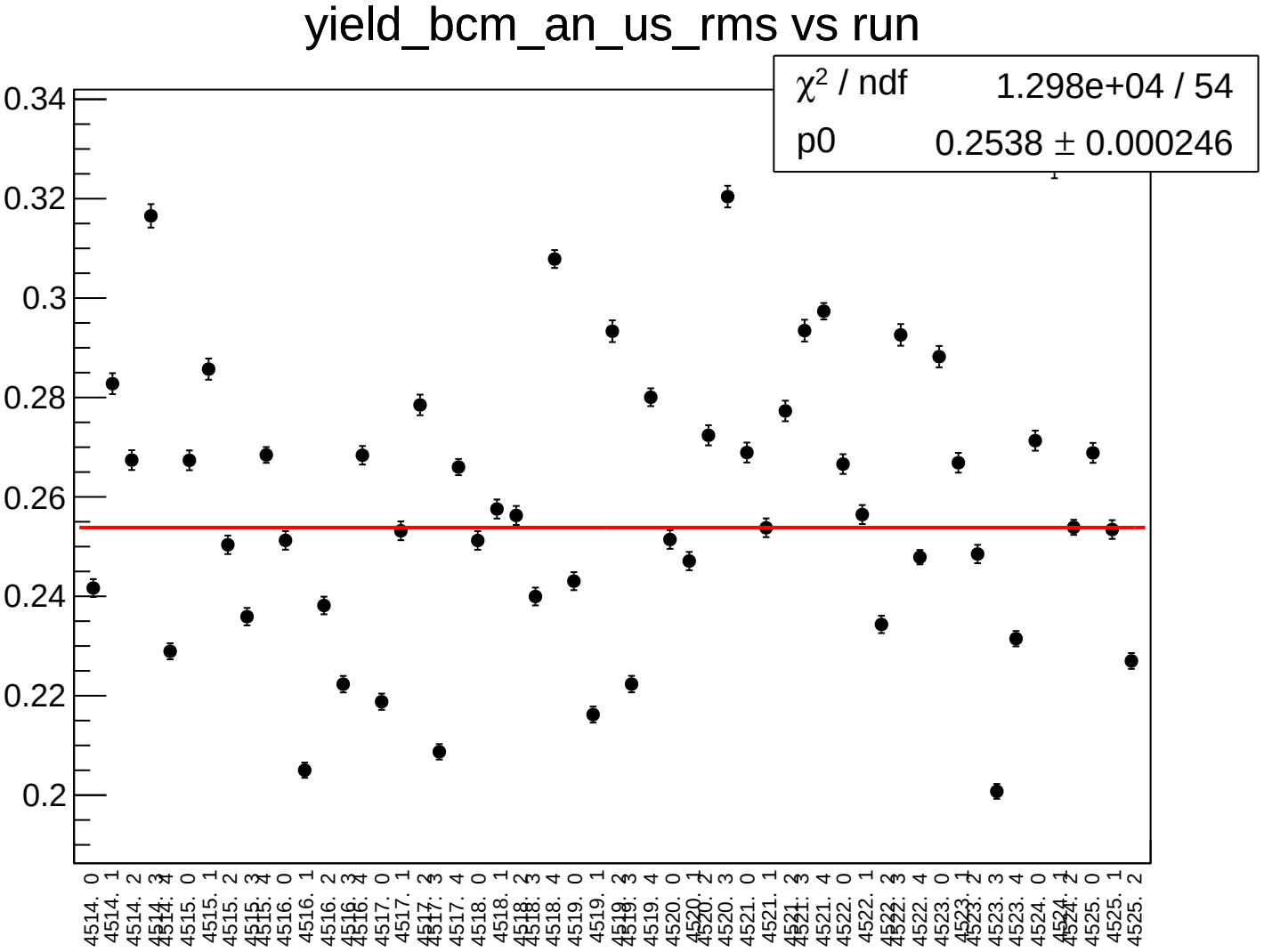
yield_bcm_an_us_rms vs run
χ2 / ndf 1.298e+04 / 54
p0 0.2538 ± 0.000246
0.34
0.32
0.3
0.28
0.26
0.24
0.22
0.2
4514. 0
4514. 1
4514. 2
4514. 3
4514. 4
4515. 0
4515. 1
4515. 2
4515. 3
4515. 4
4516. 0
4516. 1
4516. 2
4516. 3
4516. 4
4517. 0
4517. 1
4517. 2
4517. 3
4517. 4
4518. 0
4518. 1
4518. 2
4518. 3
4518. 4
4519. 0
4519. 1
4519. 2
4519. 3
4519. 4
4520. 0
4520. 1
4520. 2
4520. 3
4521. 0
4521. 1
4521. 2
4521. 3
4521. 4
4522. 0
4522. 1
4522. 2
4522. 3
4522. 4
4523. 0
4523. 1
4523. 2
4523. 3
4523. 4
4524. 0
4524. 1
4524. 2
4525. 0
4525. 1
4525. 2

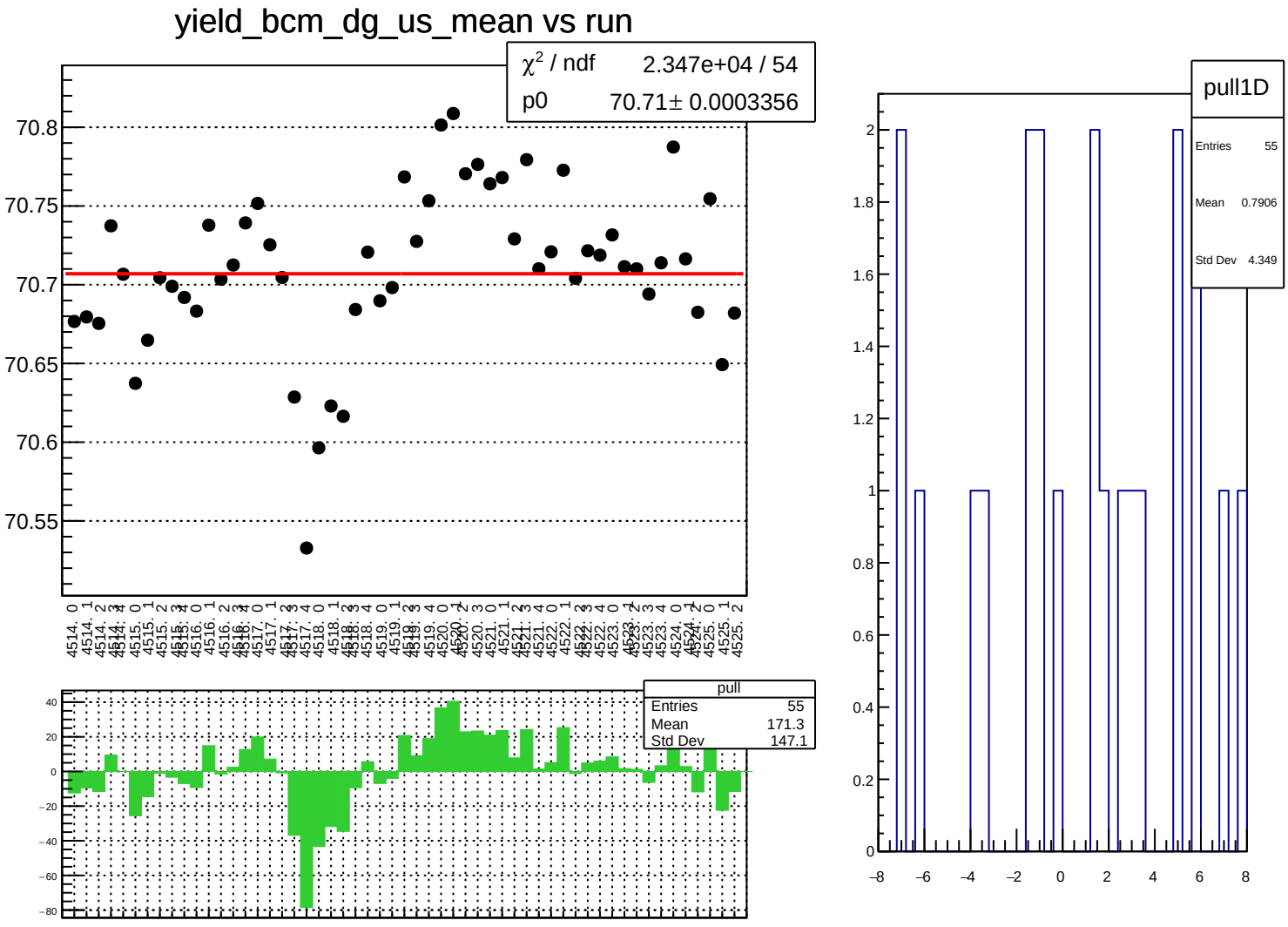
yield_bcm_dg_us_mean vs run
χ² / ndf 2.347e+04 / 54
p0 70.71± 0.0003356
pull
Entries 55
Mean 171.3
Std Dev 147.1
pull1D
Entries 55
Mean 0.7906
Std Dev 4.349

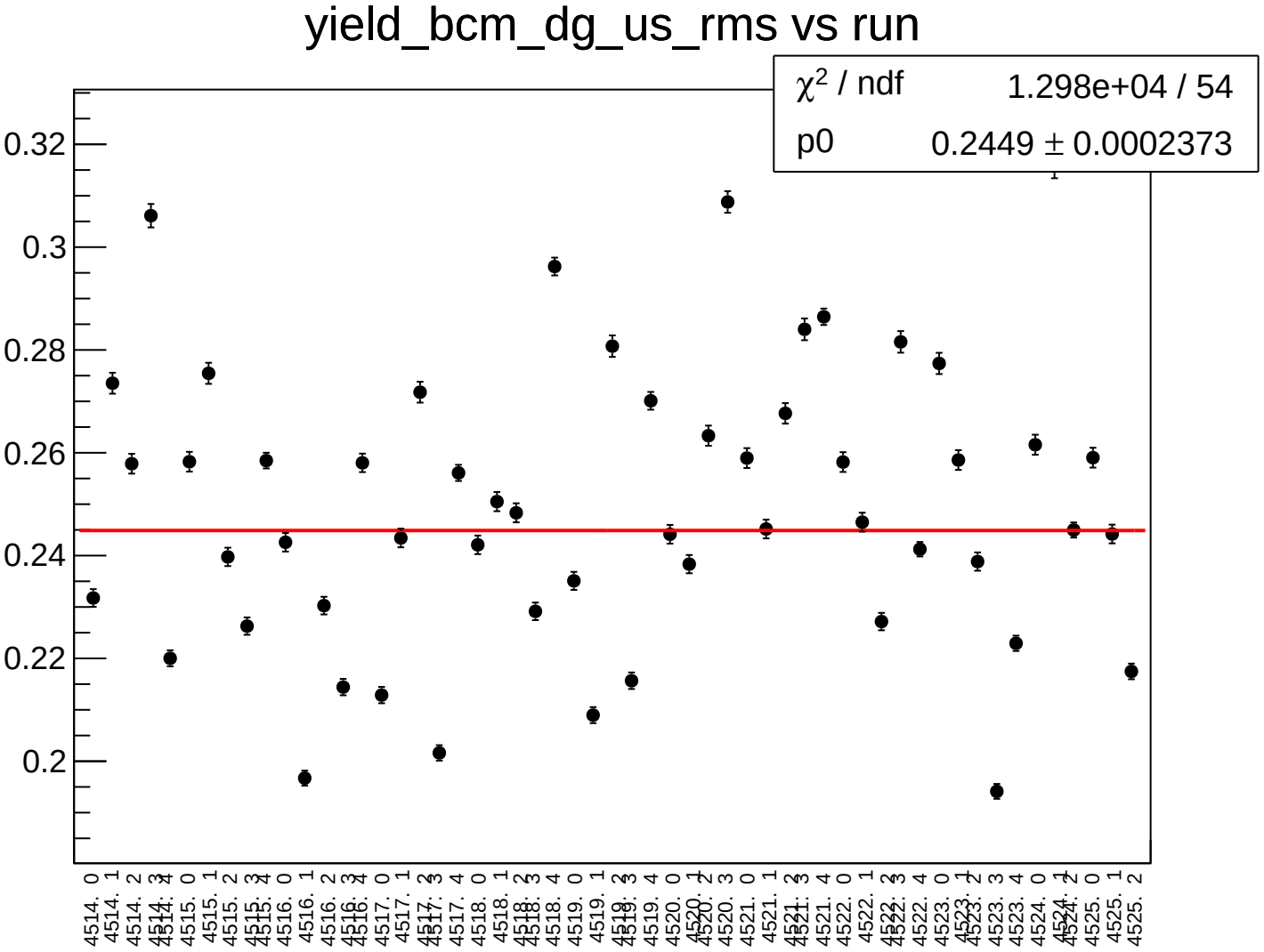
yield_bcm_dg_us_rms vs run
χ^2 / ndf 1.298e+04 / 54
p0 0.2449 ± 0.0002373
0.32
0.3
0.28
0.26
0.24
0.22
0.2
4514. 0
4514. 1
4514. 2
4514. 3
4514. 4
4515. 0
4515. 1
4515. 2
4515. 3
4515. 4
4516. 0
4516. 1
4516. 2
4516. 3
4516. 4
4517. 0
4517. 1
4517. 2
4517. 3
4517. 4
4518. 0
4518. 1
4518. 2
4518. 3
4518. 4
4519. 0
4519. 1
4519. 2
4519. 3
4519. 4
4520. 0
4520. 1
4520. 2
4520. 3
4521. 0
4521. 1
4521. 2
4521. 3
4521. 4
4522. 0
4522. 1
4522. 2
4522. 3
4522. 4
4523. 0
4523. 1
4523. 2
4523. 3
4523. 4
4524. 0
4524. 1
4524. 2
4525. 0
4525. 1
4525. 2

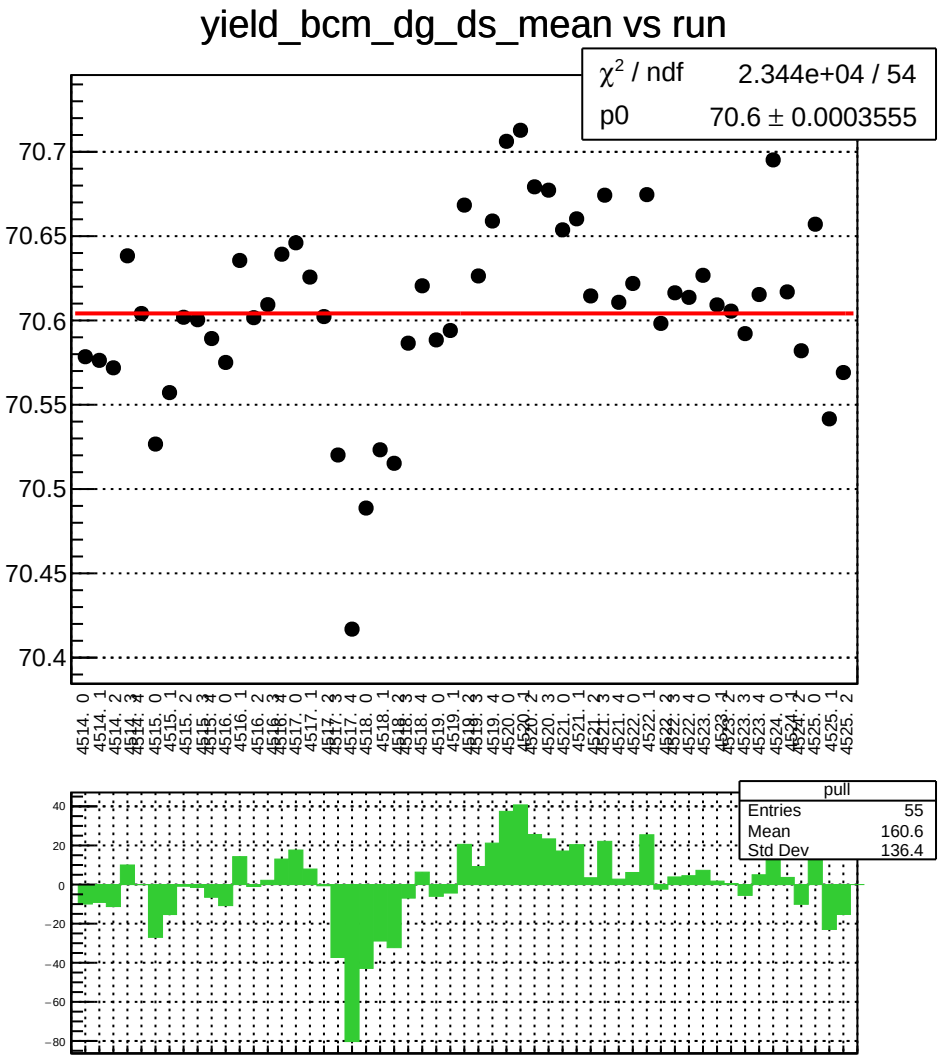
yield_bcm_dg_ds_mean vs run
χ² / ndf 2.344e+04 / 54
p0 70.6 ± 0.0003555
70.7
70.65
70.6
70.55
70.5
70.45
70.4
pull
Entries 55
Mean 160.6
Std Dev 136.4
40
20
0
−20
−40
−60
−80

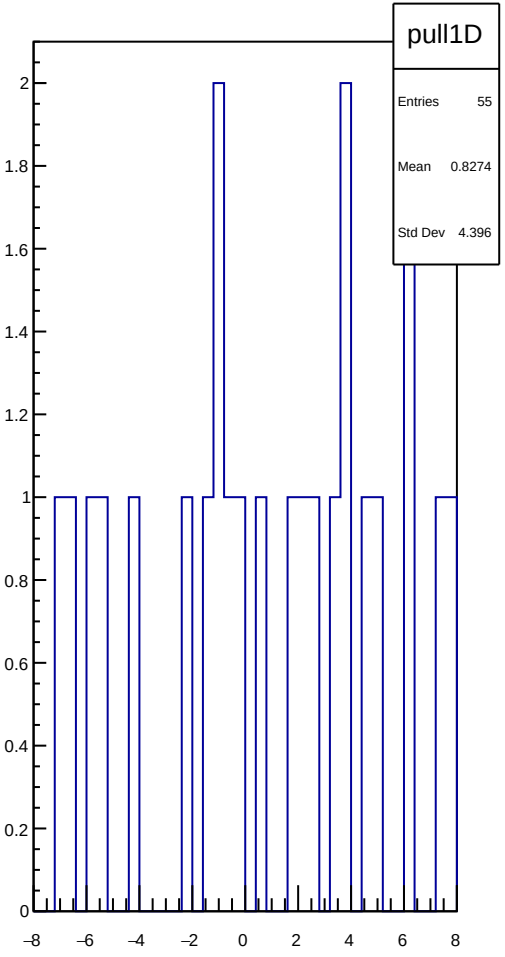
pull1D
Entries 55
Mean 0.8274
Std Dev 4.396
2
1.8
1.6
1.4
1.2
1
0.8
0.6
0.4
0.2
0
−8
−6
−4
−2
0
2
4
6
8

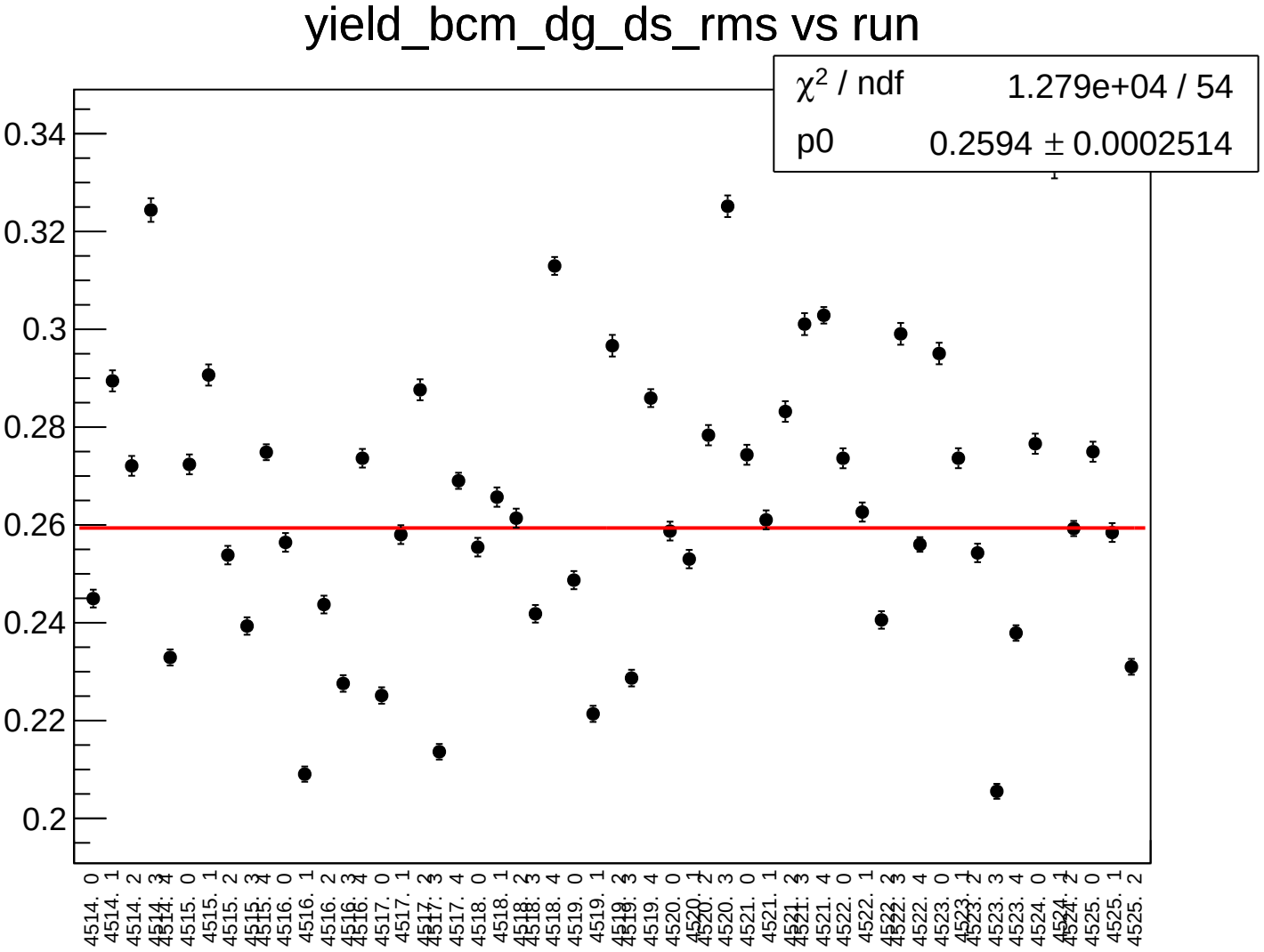
yield_bcm_dg_ds_rms vs run
χ^2 / ndf 1.279e+04 / 54
p0 0.2594 ± 0.0002514
0.34
0.32
0.3
0.28
0.26
0.24
0.22
0.2
4514. 0
4514. 1
4514. 2
4514. 3
4514. 4
4515. 0
4515. 1
4515. 2
4515. 3
4515. 4
4516. 0
4516. 1
4516. 2
4516. 3
4516. 4
4517. 0
4517. 1
4517. 2
4517. 3
4517. 4
4518. 0
4518. 1
4518. 2
4518. 3
4518. 4
4519. 0
4519. 1
4519. 2
4519. 3
4519. 4
4520. 0
4520. 1
4520. 2
4520. 3
4521. 0
4521. 1
4521. 2
4521. 3
4521. 4
4522. 0
4522. 1
4522. 2
4522. 3
4522. 4
4523. 0
4523. 1
4523. 2
4523. 3
4523. 4
4524. 0
4524. 1
4524. 2
4525. 0
4525. 1
4525. 2

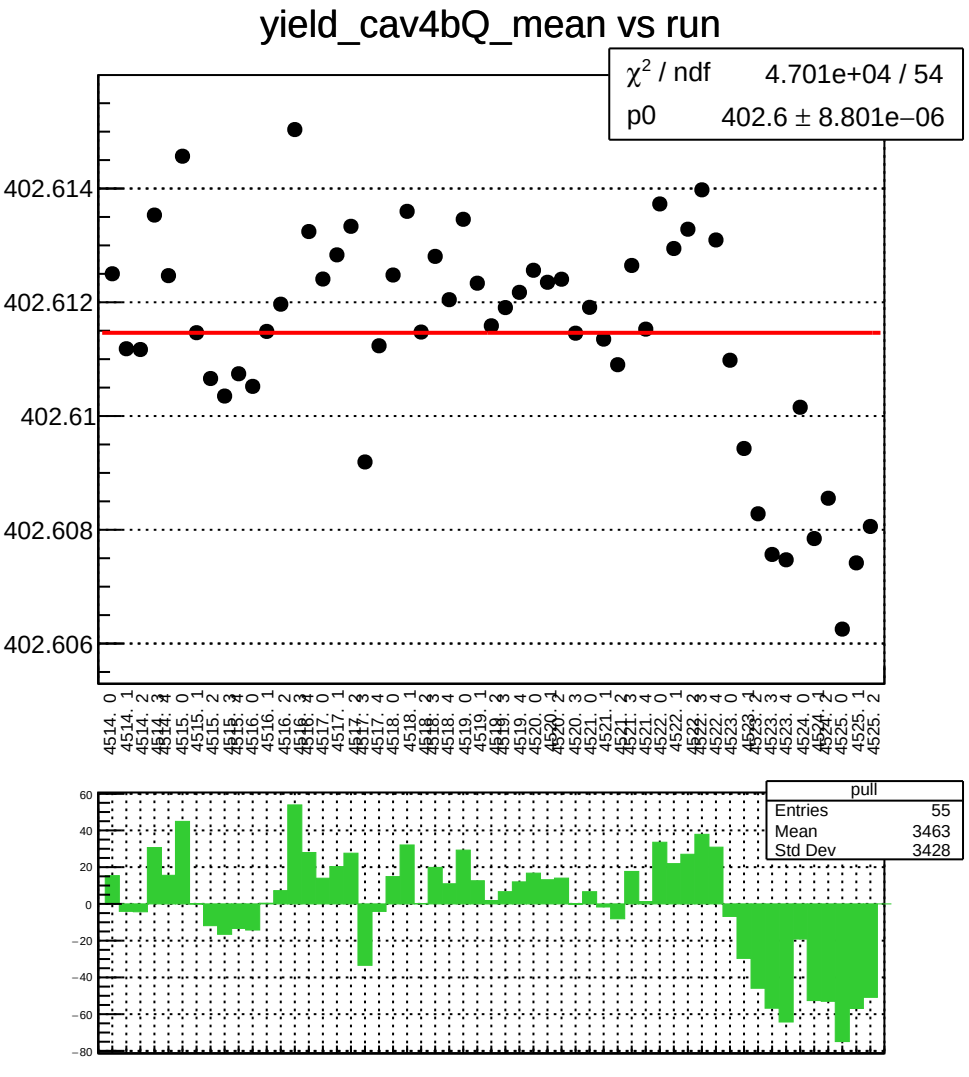
yield_cav4bQ_mean vs run
χ² / ndf 4.701e+04 / 54
p0 402.6 ± 8.801e−06
402.614
402.612
402.61
402.608
402.606
pull
Entries 55
Mean 3463
Std Dev 3428
60
40
20
0
−20
−40
−60
−80

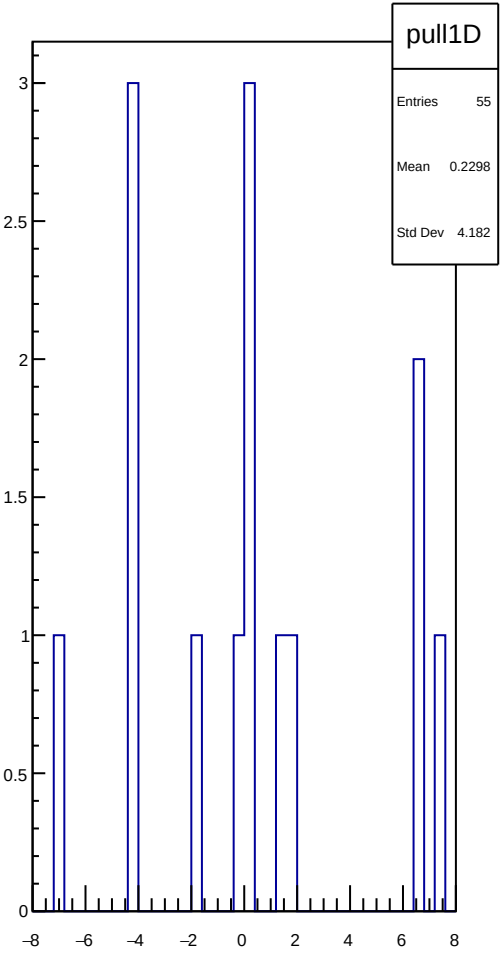
pull1D
Entries 55
Mean 0.2298
Std Dev 4.182
3
2.5
2
1.5
1
0.5
0
−8
−6
−4
−2
0
2
4
6
8

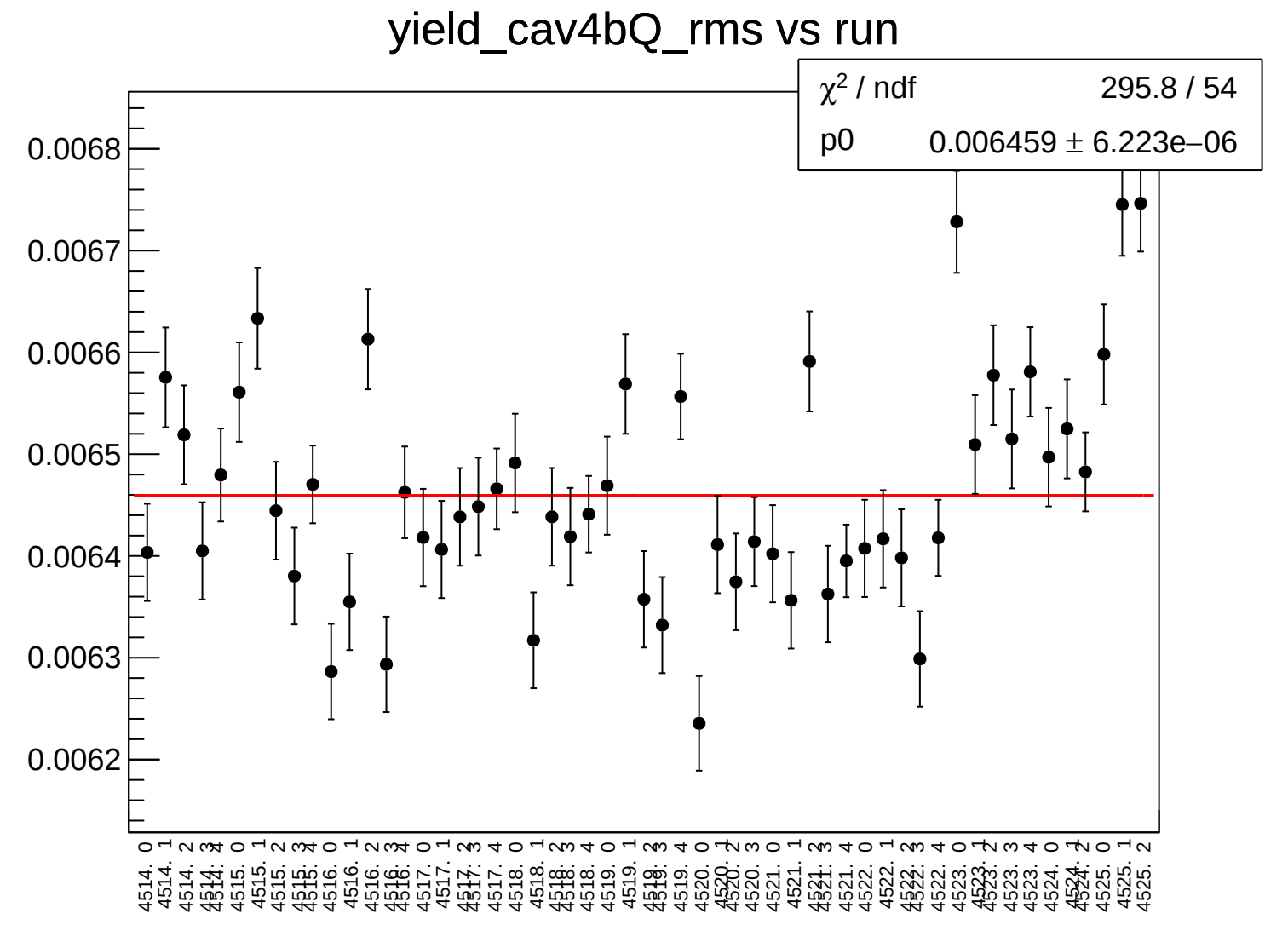
yield_cav4bQ_rms vs run
χ2 / ndf 295.8 / 54
p0 0.006459 ± 6.223e−06
0.0068
0.0067
0.0066
0.0065
0.0064
0.0063
0.0062
4514. 0
4514. 1
4514. 2
4514. 3
4514. 4
4515. 0
4515. 1
4515. 2
4515. 3
4515. 4
4516. 0
4516. 1
4516. 2
4516. 3
4516. 4
4517. 0
4517. 1
4517. 2
4517. 3
4517. 4
4518. 0
4518. 1
4518. 2
4518. 3
4518. 4
4519. 0
4519. 1
4519. 2
4519. 3
4519. 4
4520. 0
4520. 1
4520. 2
4520. 3
4521. 0
4521. 1
4521. 2
4521. 3
4521. 4
4522. 0
4522. 1
4522. 2
4522. 3
4522. 4
4523. 0
4523. 1
4523. 2
4523. 3
4523. 4
4524. 0
4524. 1
4524. 2
4525. 0
4525. 1
4525. 2

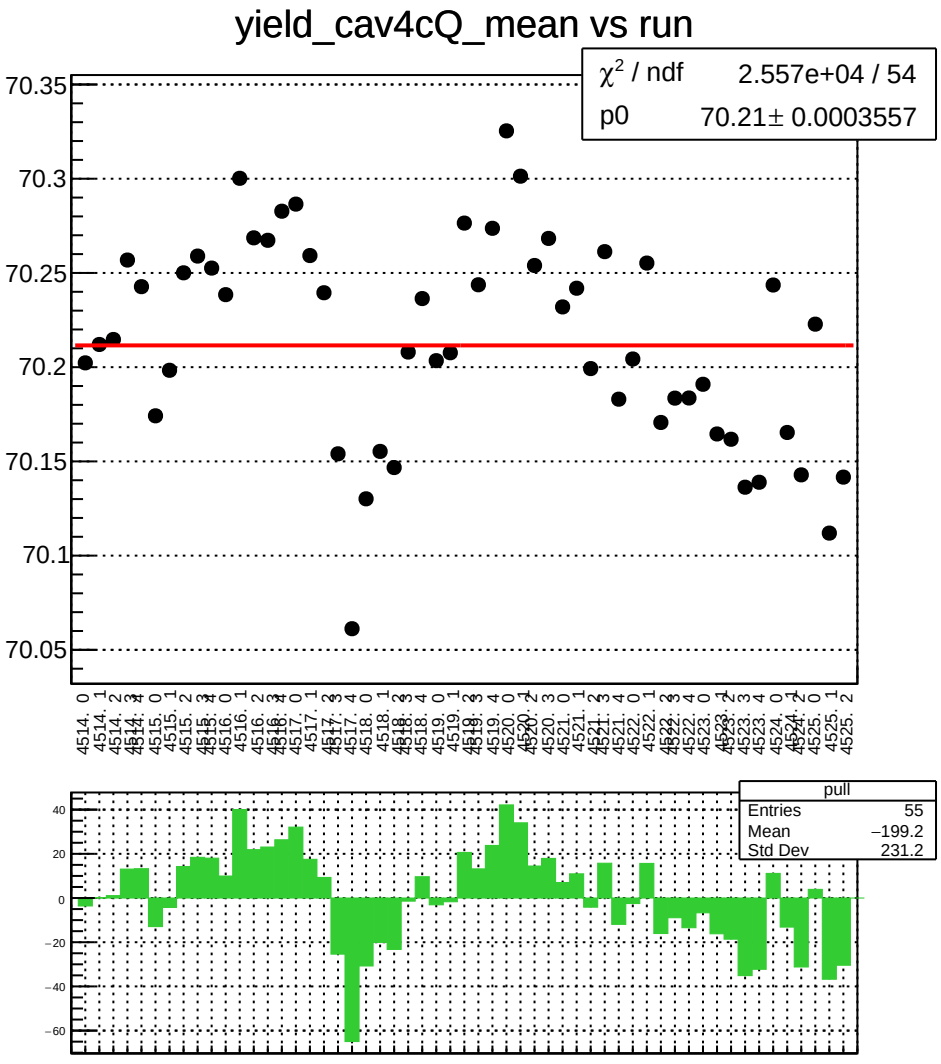
yield_cav4cQ_mean vs run
χ² / ndf 2.557e+04 / 54
p0 70.21± 0.0003557
70.35
70.3
70.25
70.2
70.15
70.1
70.05
pull
Entries 55
Mean −199.2
Std Dev 231.2
40
20
0
−20
−40
−60

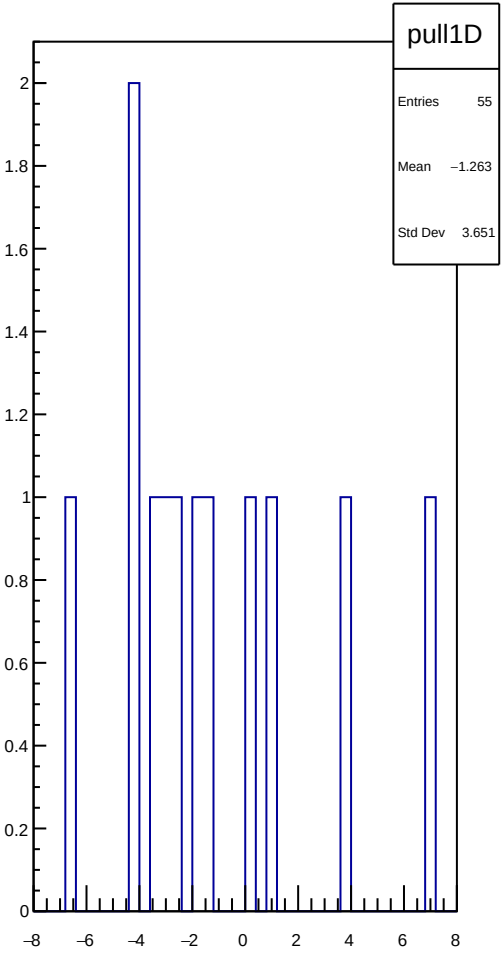
pull1D
Entries 55
Mean −1.263
Std Dev 3.651
2
1.8
1.6
1.4
1.2
1
0.8
0.6
0.4
0.2
0
−8
−6
−4
−2
0
2
4
6
8

yield_cav4cQ_rms vs run

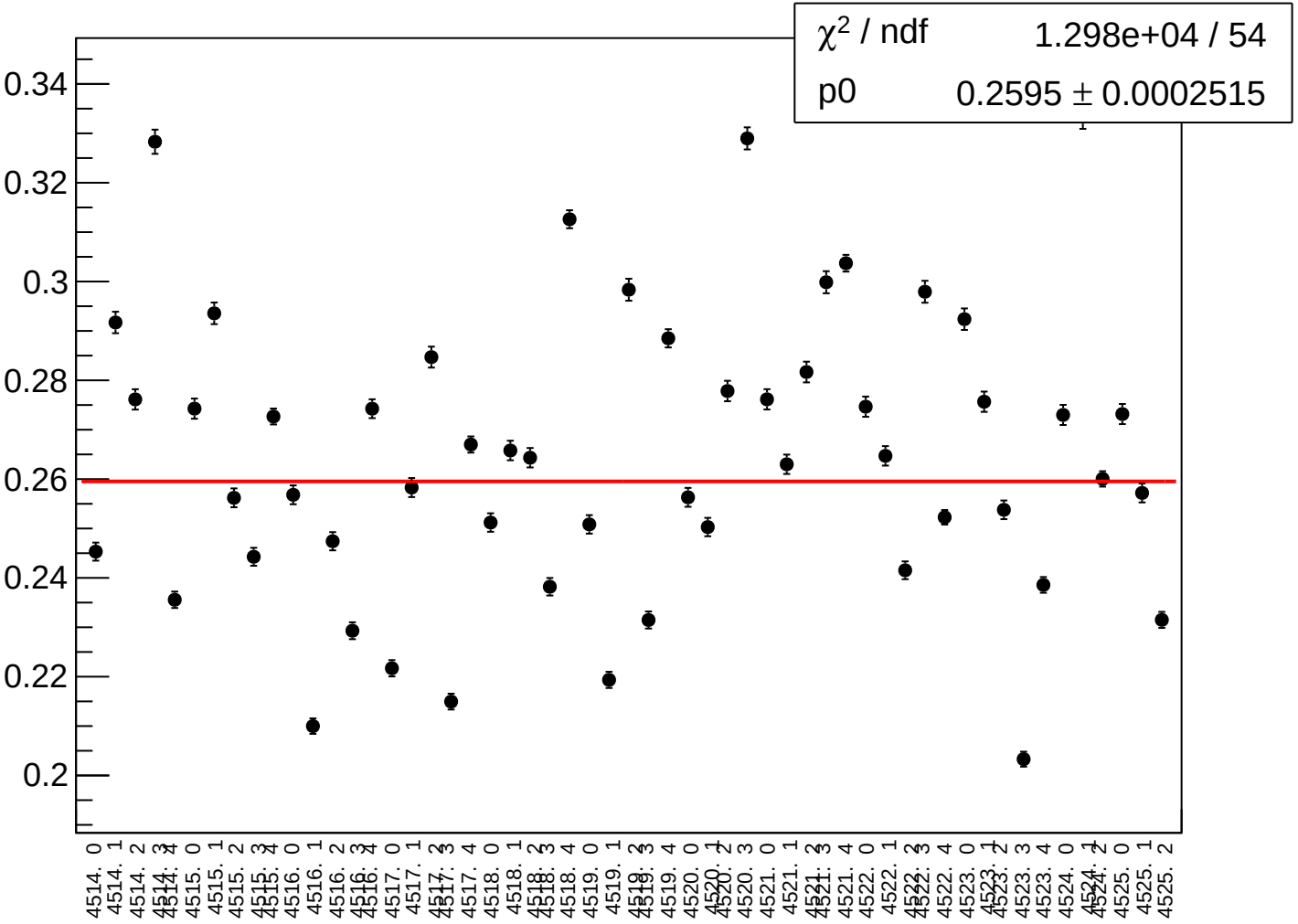

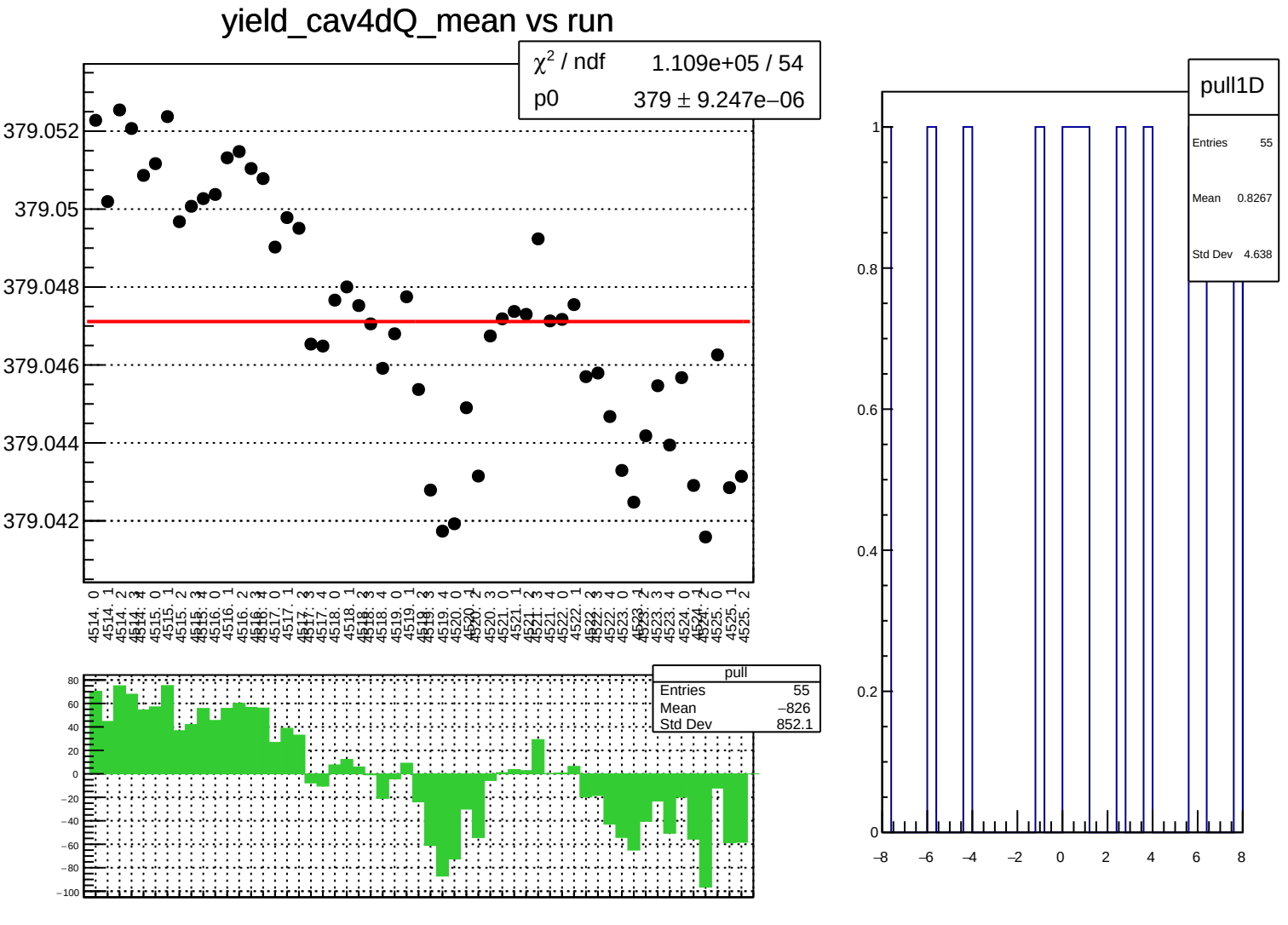
yield_cav4dQ_mean vs run
χ² / ndf 1.109e+05 / 54
p0 379 ± 9.247e−06
379.052
379.05
379.048
379.046
379.044
379.042
pull
Entries 55
Mean −826
Std Dev 852.1
80
60
40
20
0
−20
−40
−60
−80
−100
pull1D
Entries 55
Mean 0.8267
Std Dev 4.638
1
0.8
0.6
0.4
0.2
0
−8
−6
−4
−2
0
2
4
6
8

yield_cav4dQ_rms vs run

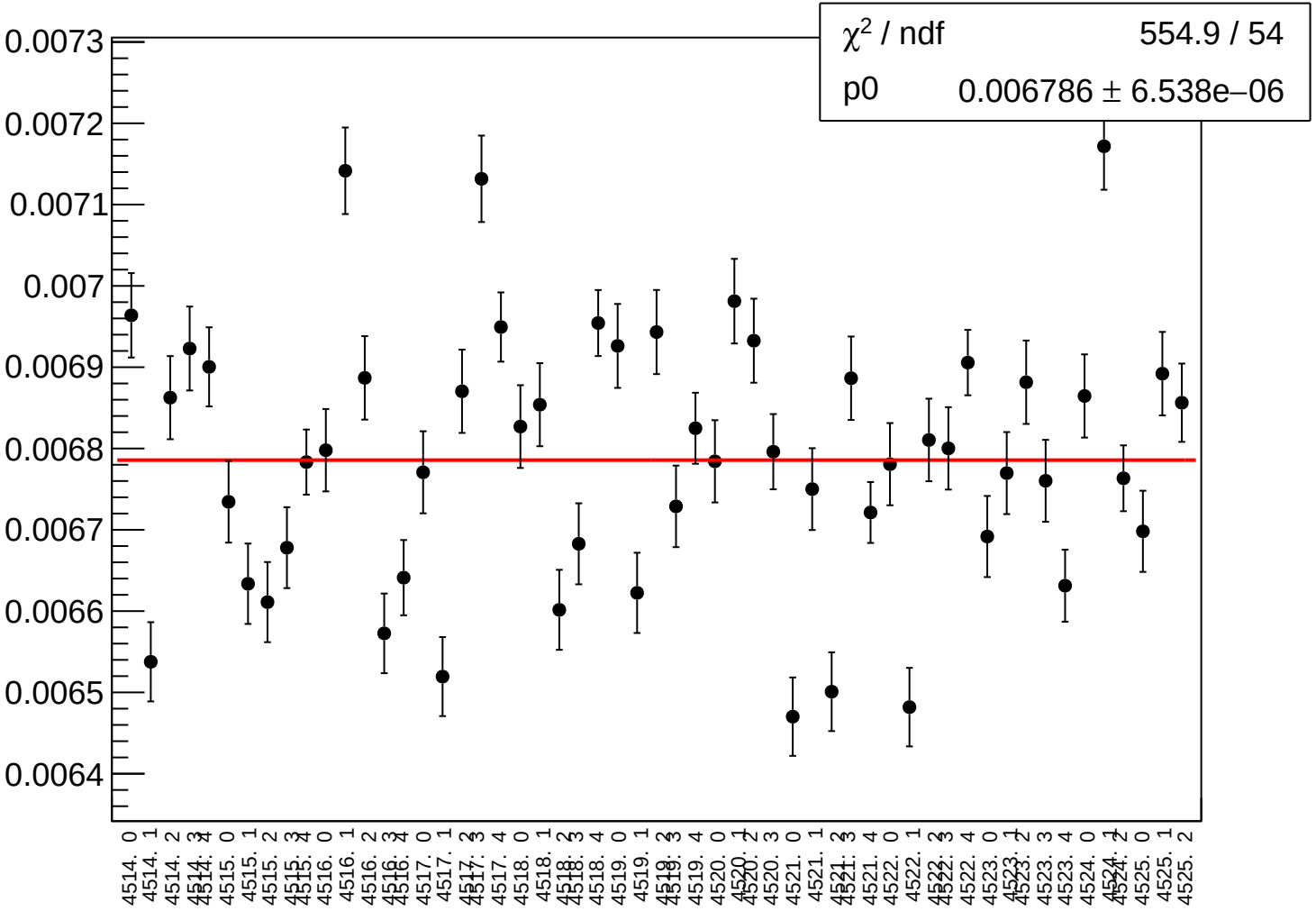

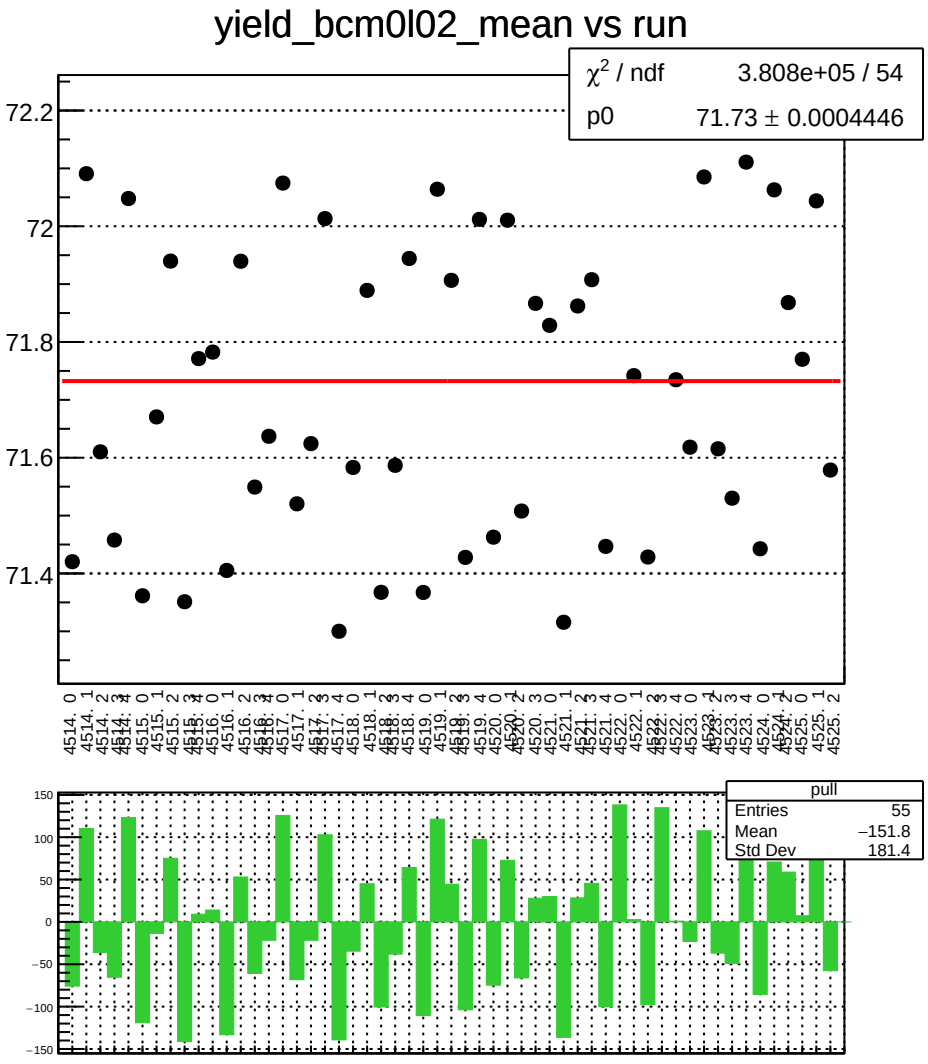
yield_bcm0l02_mean vs run
χ² / ndf 3.808e+05 / 54
p0 71.73 ± 0.0004446
72.2
72
71.8
71.6
71.4
pull
Entries 55
Mean −151.8
Std Dev 181.4
150
100
50
0
−50
−100
−150

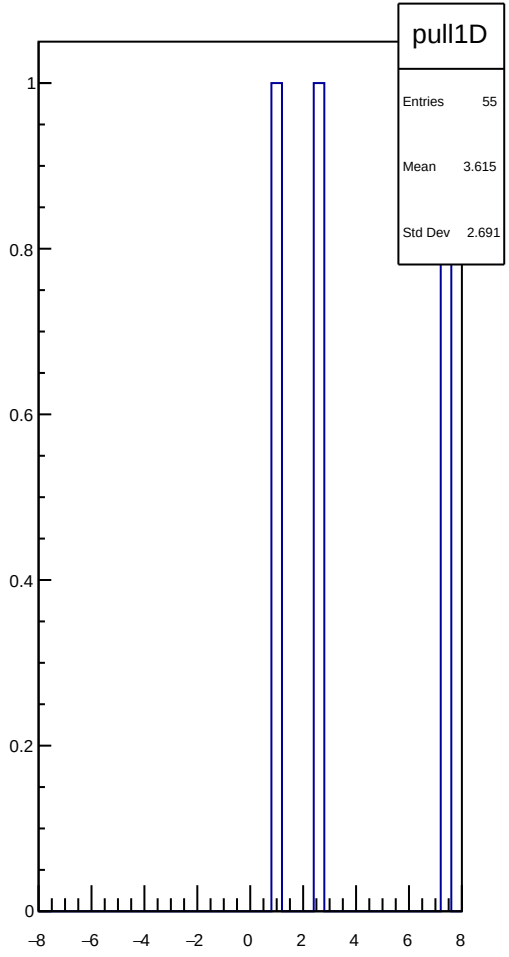
pull1D
Entries 55
Mean 3.615
Std Dev 2.691
1
0.8
0.6
0.4
0.2
0
−8
−6
−4
−2
0
2
4
6
8

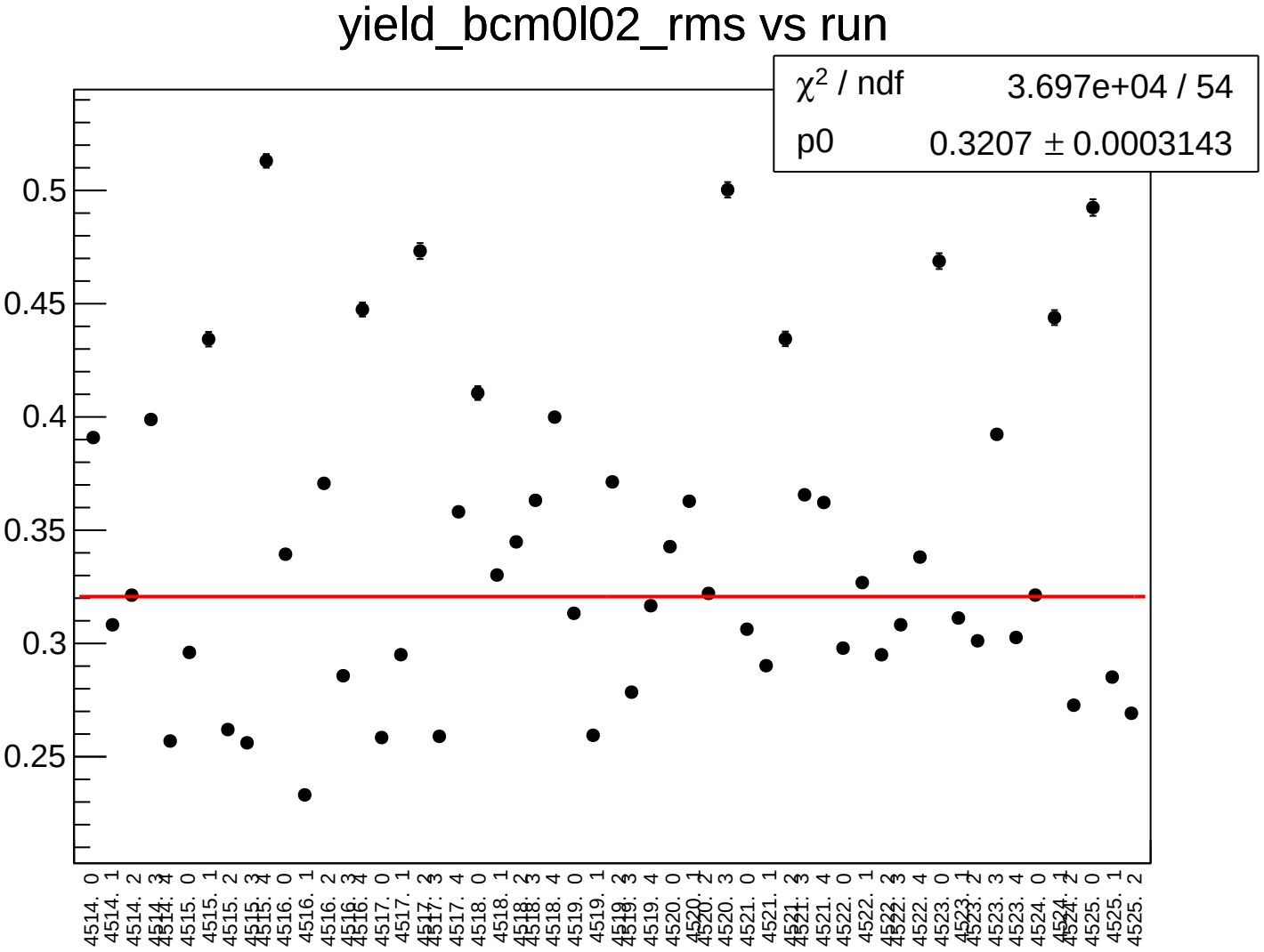
yield_bcm0l02_rms vs run
χ2 / ndf 3.697e+04 / 54
p0 0.3207 ± 0.0003143
0.5
0.45
0.4
0.35
0.3
0.25
4514. 0
4514. 1
4514. 2
4514. 3
4514. 4
4515. 0
4515. 1
4515. 2
4515. 3
4515. 4
4516. 0
4516. 1
4516. 2
4516. 3
4516. 4
4517. 0
4517. 1
4517. 2
4517. 3
4517. 4
4518. 0
4518. 1
4518. 2
4518. 3
4518. 4
4519. 0
4519. 1
4519. 2
4519. 3
4519. 4
4520. 0
4520. 1
4520. 2
4520. 3
4521. 0
4521. 1
4521. 2
4521. 3
4521. 4
4522. 0
4522. 1
4522. 2
4522. 3
4522. 4
4523. 0
4523. 1
4523. 2
4523. 3
4523. 4
4524. 0
4524. 1
4524. 2
4525. 0
4525. 1
4525. 2

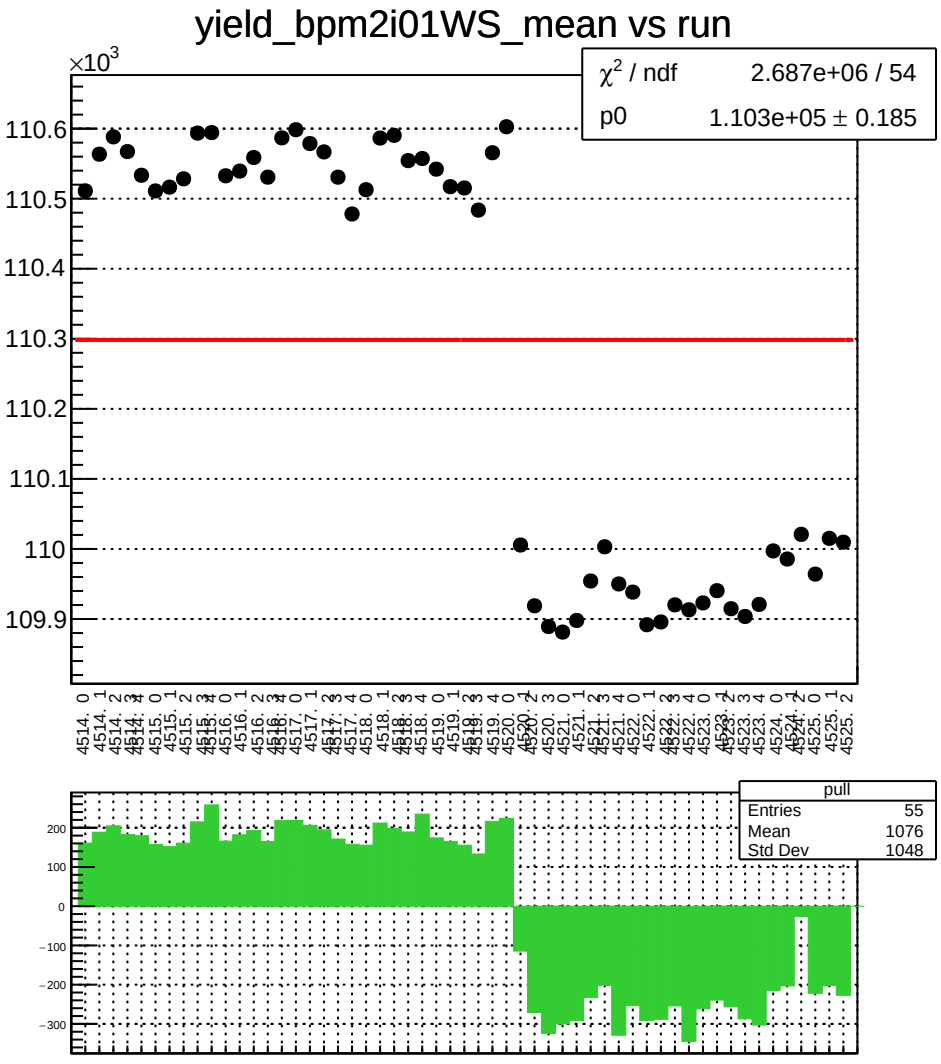
yield_bpm2i01WS_mean vs run
×10^3
χ² / ndf 2.687e+06 / 54
p0 1.103e+05 ± 0.185
110.6
110.5
110.4
110.3
110.2
110.1
110
109.9
pull
Entries 55
Mean 1076
Std Dev 1048
200
100
0
−100
−200
−300

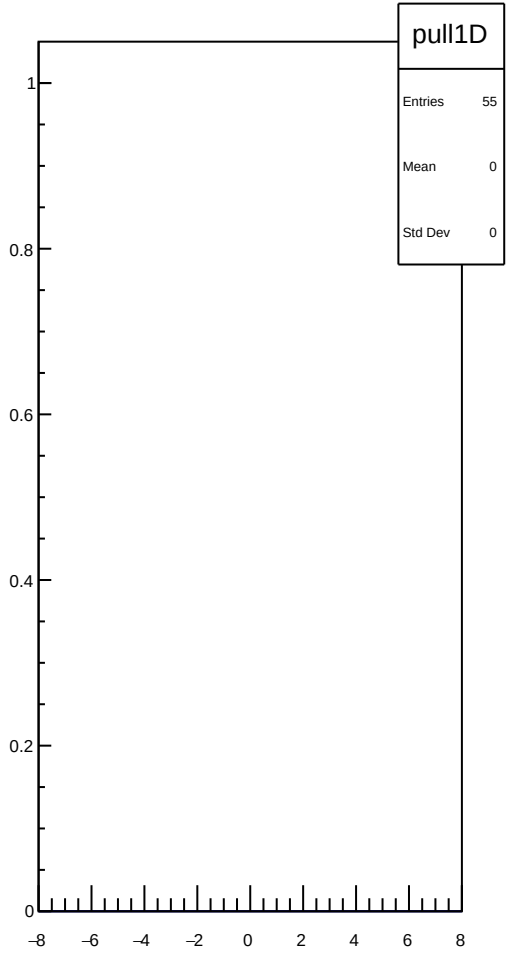
pull1D
Entries 55
Mean 0
Std Dev 0
1
0.8
0.6
0.4
0.2
0
−8
−6
−4
−2
0
2
4
6
8

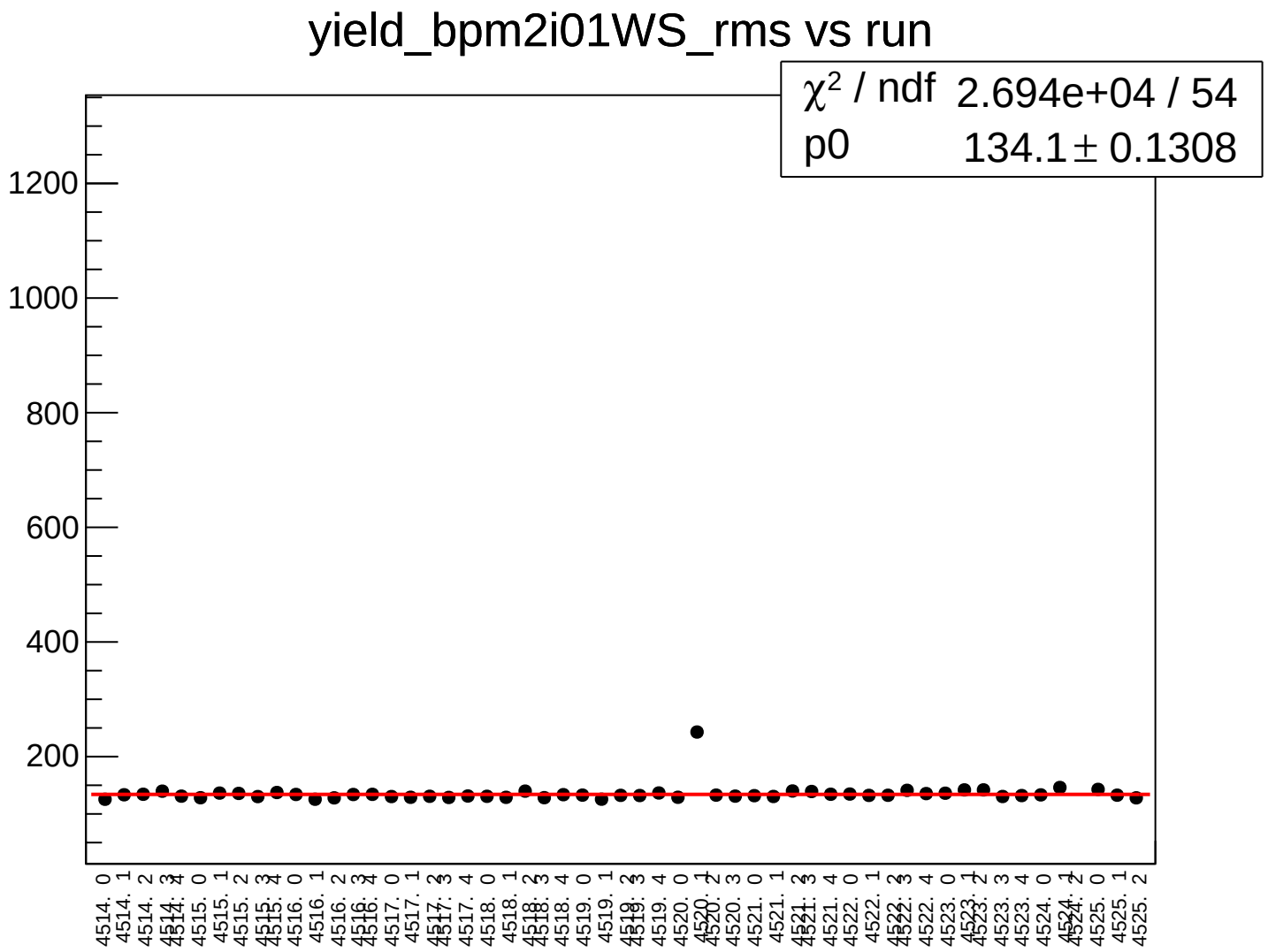
yield_bpm2i01WS_rms vs run
χ² / ndf 2.694e+04 / 54
p0 134.1 ± 0.1308
1200
1000
800
600
400
200
4514. 0
4514. 1
4514. 2
4514. 3
4514. 4
4515. 0
4515. 1
4515. 2
4515. 3
4515. 4
4516. 0
4516. 1
4516. 2
4516. 3
4516. 4
4517. 0
4517. 1
4517. 2
4517. 3
4517. 4
4518. 0
4518. 1
4518. 2
4518. 3
4518. 4
4519. 0
4519. 1
4519. 2
4519. 3
4519. 4
4520. 0
4520. 1
4520. 2
4520. 3
4521. 0
4521. 1
4521. 2
4521. 3
4521. 4
4522. 0
4522. 1
4522. 2
4522. 3
4522. 4
4523. 0
4523. 1
4523. 2
4523. 3
4523. 4
4524. 0
4524. 1
4524. 2
4525. 0
4525. 1
4525. 2

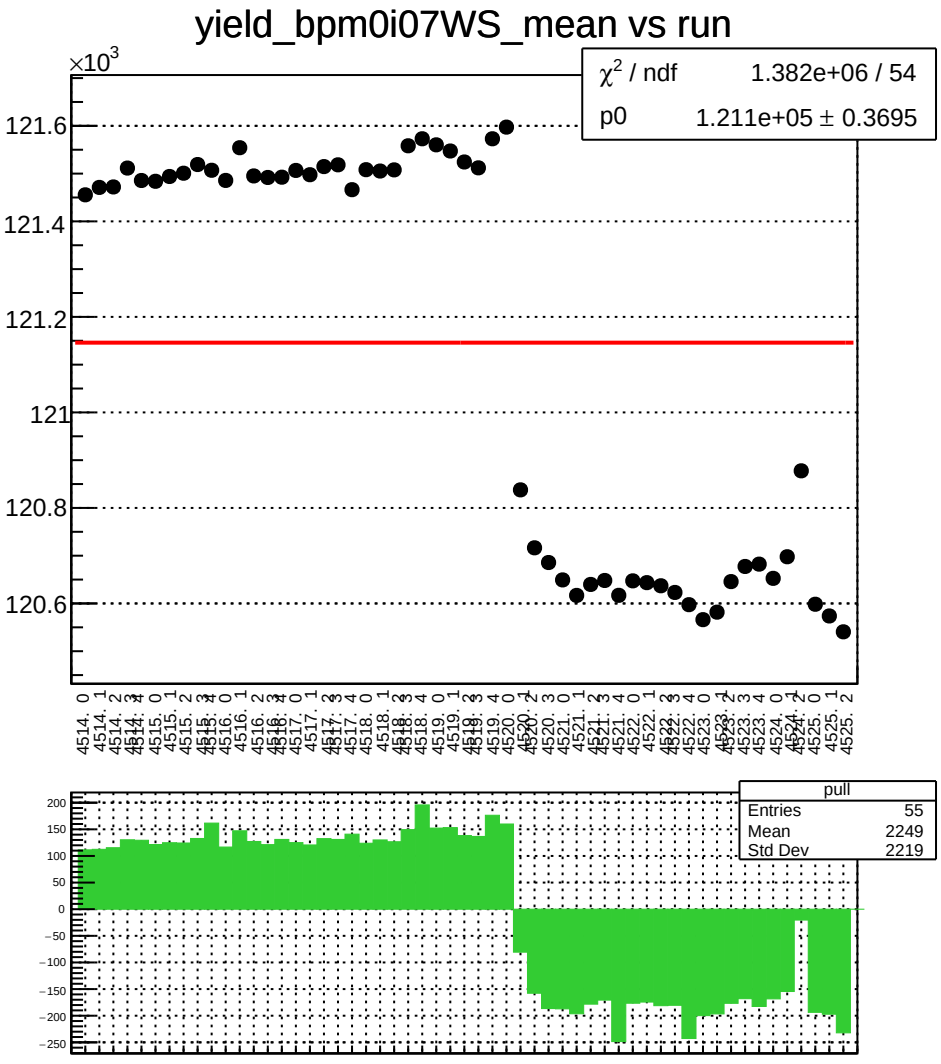
yield_bpm0i07WS_mean vs run
×10^3
χ² / ndf 1.382e+06 / 54
p0 1.211e+05 ± 0.3695
121.6
121.4
121.2
121
120.8
120.6
pull
Entries 55
Mean 2249
Std Dev 2219
200
150
100
50
0
−50
−100
−150
−200
−250

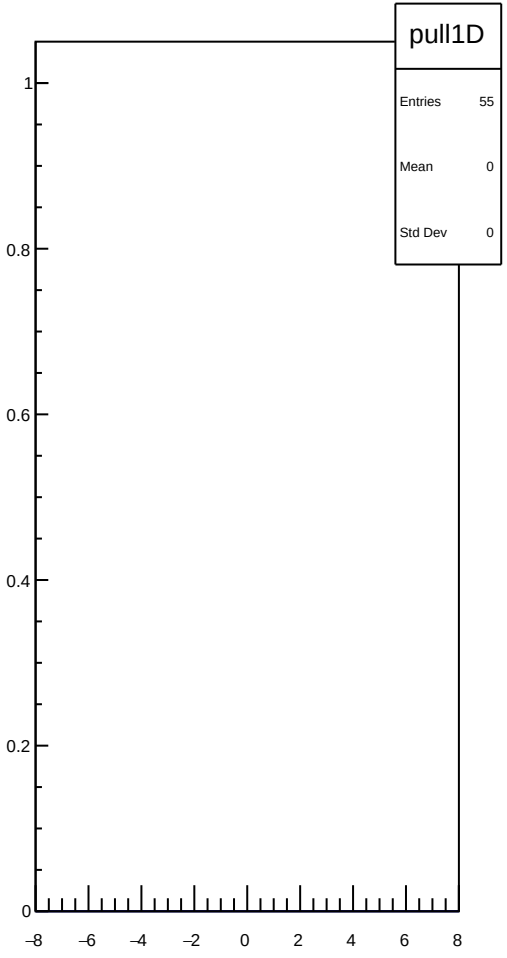
pull1D
Entries 55
Mean 0
Std Dev 0
1
0.8
0.6
0.4
0.2
0
−8
−6
−4
−2
0
2
4
6
8

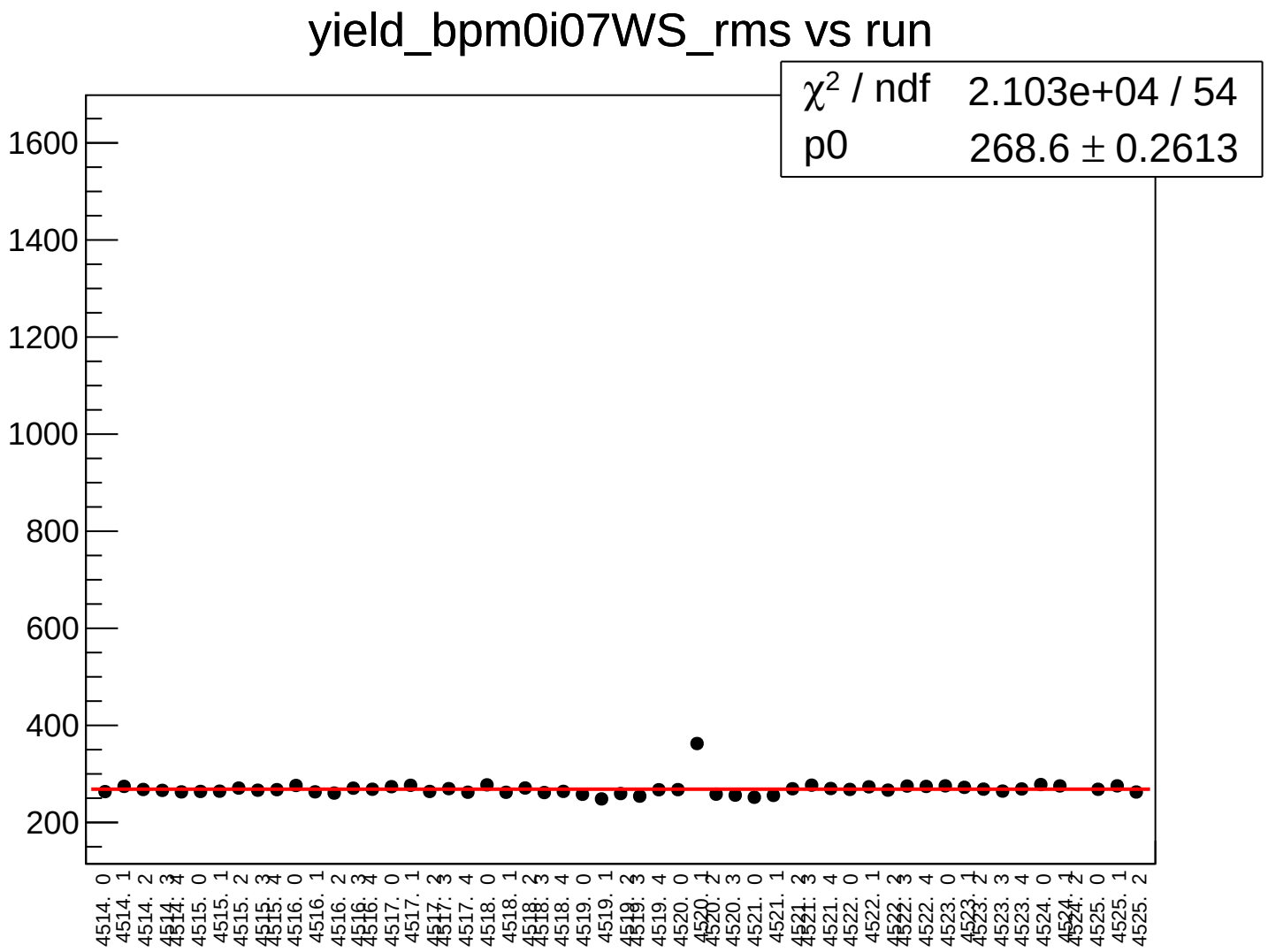
yield_bpm0i07WS_rms vs run
χ2 / ndf 2.103e+04 / 54
p0 268.6 ± 0.2613
1600
1400
1200
1000
800
600
400
200

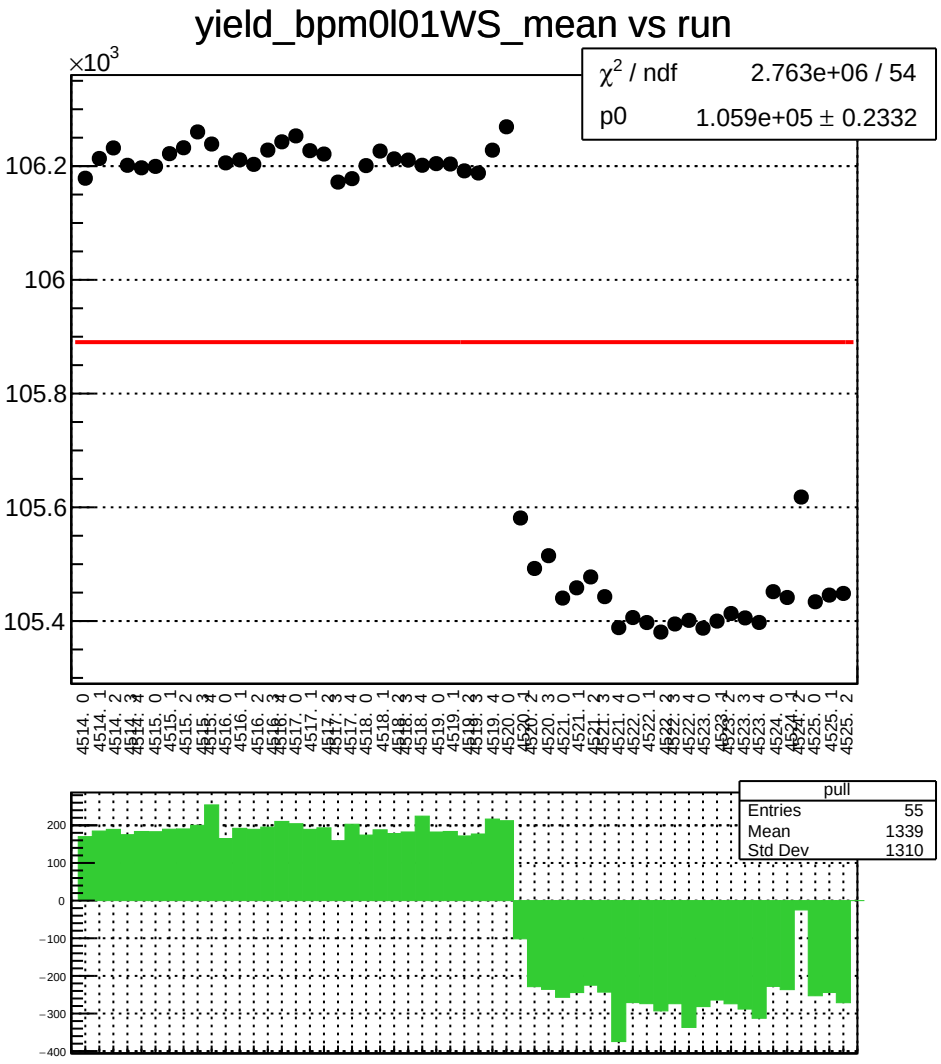
yield_bpm0l01WS_mean vs run
×10^3
χ² / ndf 2.763e+06 / 54
p0 1.059e+05 ± 0.2332
106.2
106
105.8
105.6
105.4
pull
Entries 55
Mean 1339
Std Dev 1310
200
100
0
−100
−200
−300
−400

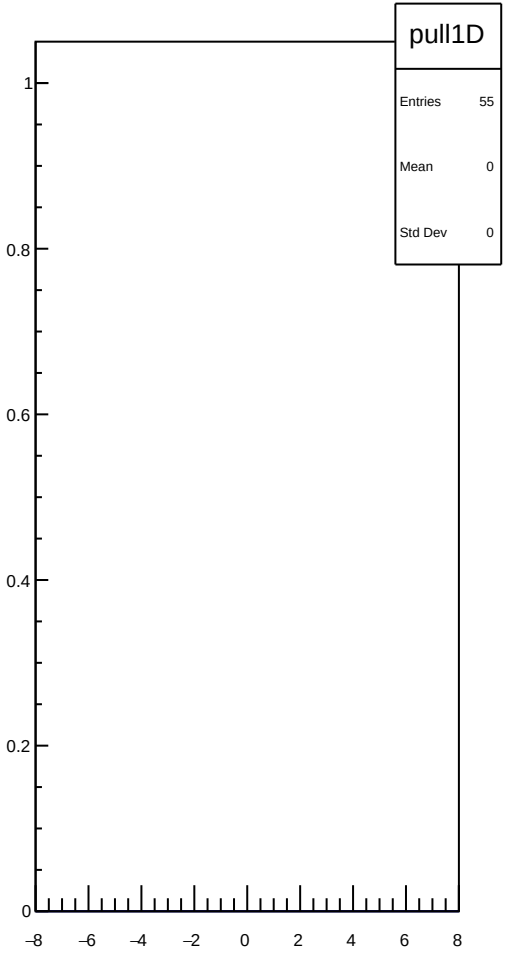
pull1D
Entries 55
Mean 0
Std Dev 0
1
0.8
0.6
0.4
0.2
0
−8
−6
−4
−2
0
2
4
6
8

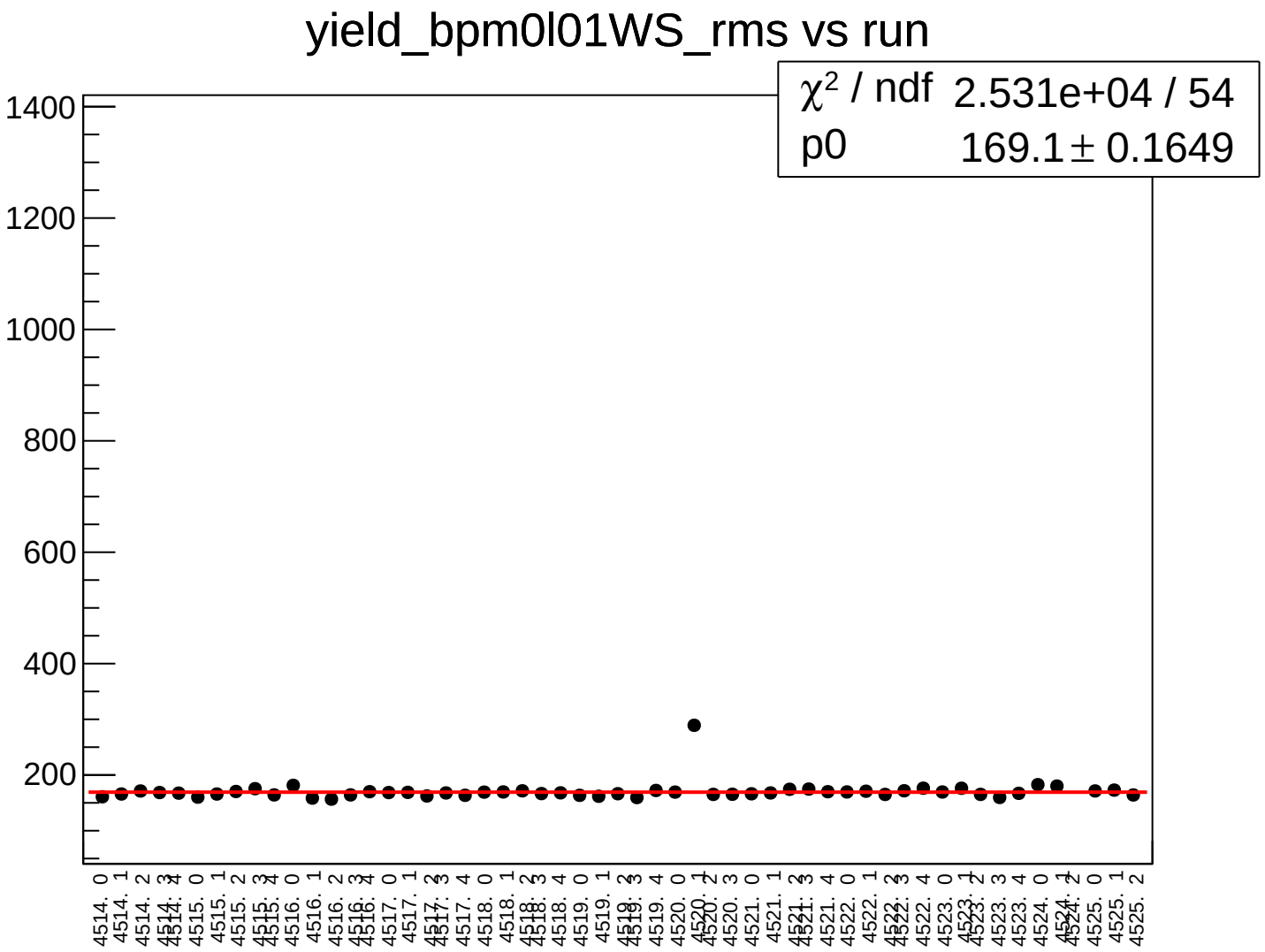
yield_bpm0l01WS_rms vs run
χ² / ndf 2.531e+04 / 54
p0 169.1 ± 0.1649
1400
1200
1000
800
600
400
200
4514. 0
4514. 1
4514. 2
4514. 3
4514. 4
4515. 0
4515. 1
4515. 2
4515. 3
4515. 4
4516. 0
4516. 1
4516. 2
4516. 3
4516. 4
4517. 0
4517. 1
4517. 2
4517. 3
4517. 4
4518. 0
4518. 1
4518. 2
4518. 3
4518. 4
4519. 0
4519. 1
4519. 2
4519. 3
4519. 4
4520. 0
4520. 1
4520. 2
4520. 3
4521. 0
4521. 1
4521. 2
4521. 3
4521. 4
4522. 0
4522. 1
4522. 2
4522. 3
4522. 4
4523. 0
4523. 1
4523. 2
4523. 3
4523. 4
4524. 0
4524. 1
4524. 2
4525. 0
4525. 1
4525. 2

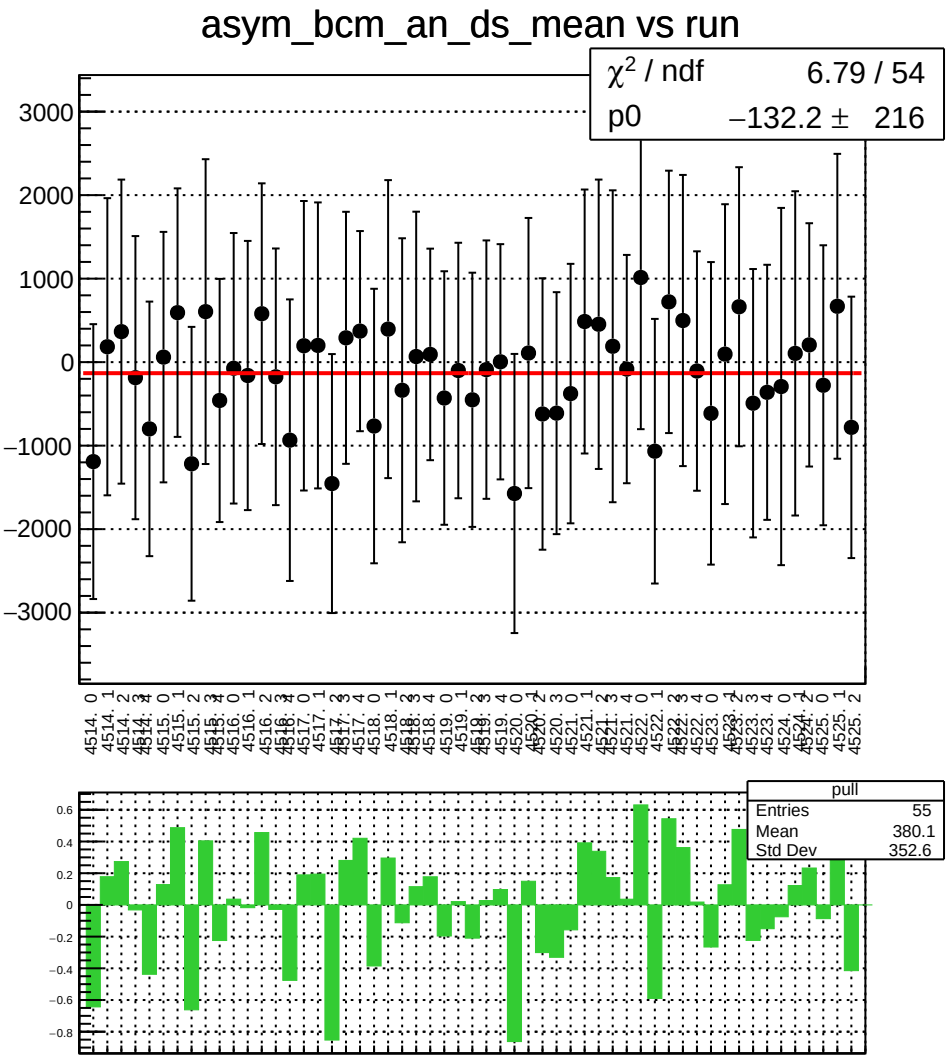
asym_bcm_an_ds_mean vs run
χ^2 / ndf 6.79 / 54
p0 −132.2 ± 216
pull
Entries 55
Mean 380.1
Std Dev 352.6

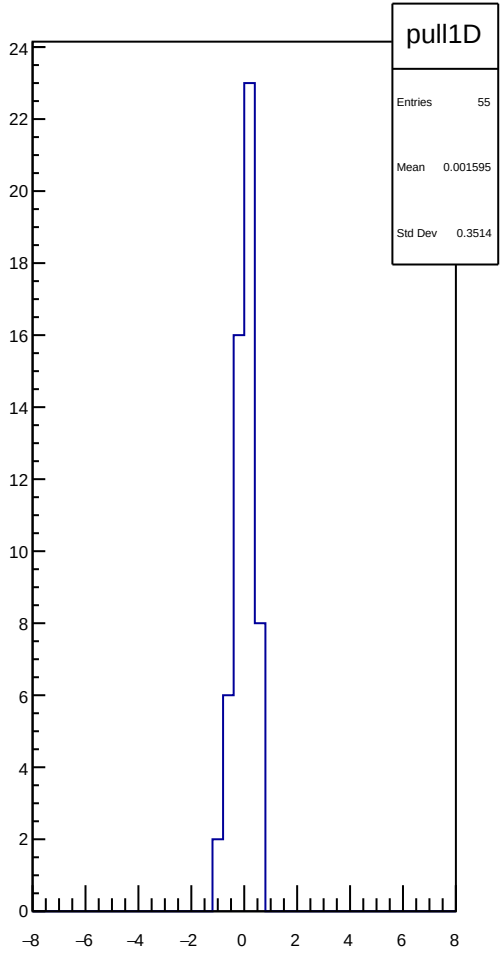
pull1D
Entries 55
Mean 0.001595
Std Dev 0.3514

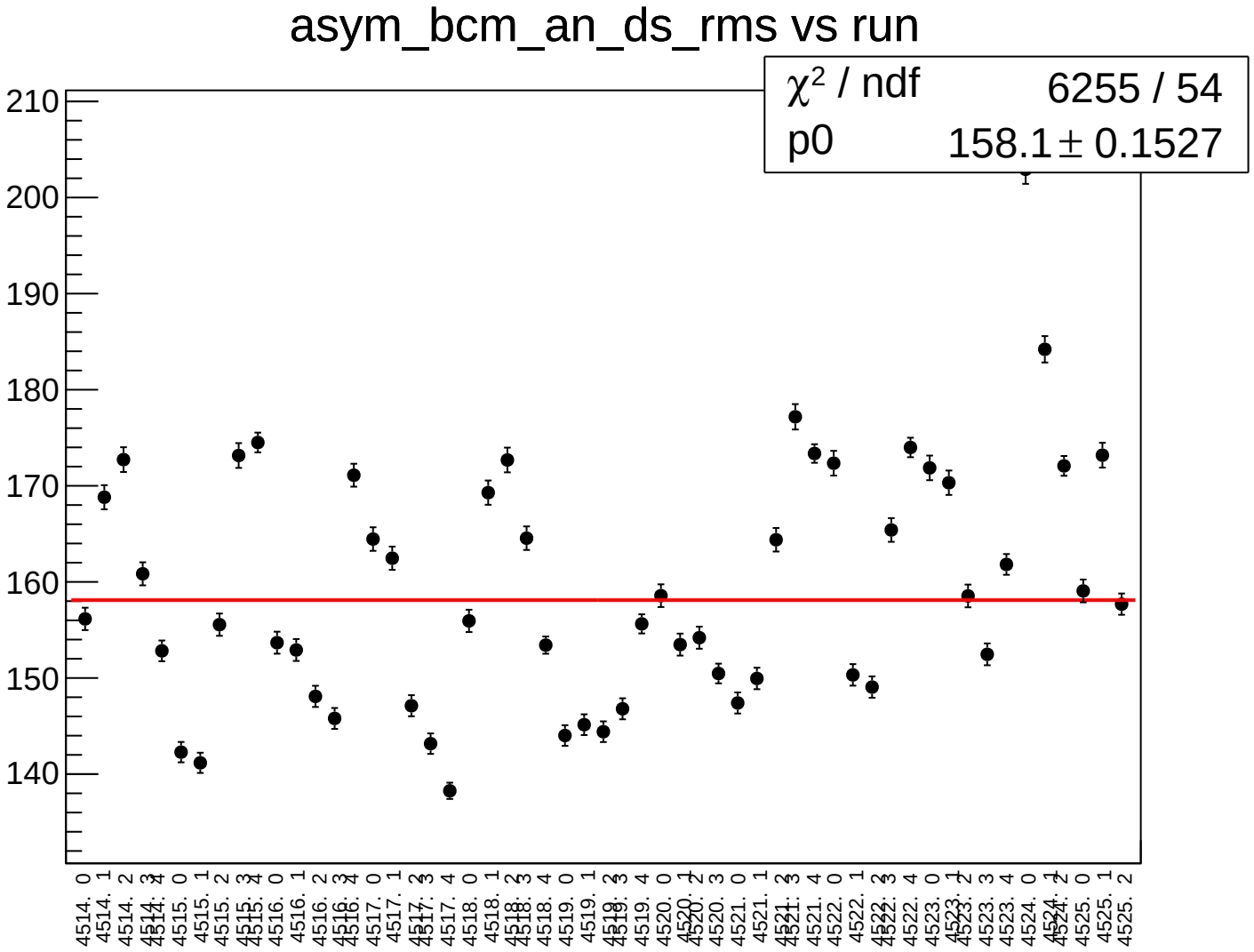
asym_bcm_an_ds_rms vs run
χ² / ndf 6255 / 54
p0 158.1 ± 0.1527
210
200
190
180
170
160
150
140
4514. 0
4514. 1
4514. 2
4514. 3
4514. 4
4515. 0
4515. 1
4515. 2
4515. 3
4515. 4
4516. 0
4516. 1
4516. 2
4516. 3
4516. 4
4517. 0
4517. 1
4517. 2
4517. 3
4517. 4
4518. 0
4518. 1
4518. 2
4518. 3
4518. 4
4519. 0
4519. 1
4519. 2
4519. 3
4519. 4
4520. 0
4520. 1
4520. 2
4520. 3
4521. 0
4521. 1
4521. 2
4521. 3
4521. 4
4522. 0
4522. 1
4522. 2
4522. 3
4522. 4
4523. 0
4523. 1
4523. 2
4523. 3
4523. 4
4524. 0
4524. 1
4524. 2
4525. 0
4525. 1
4525. 2

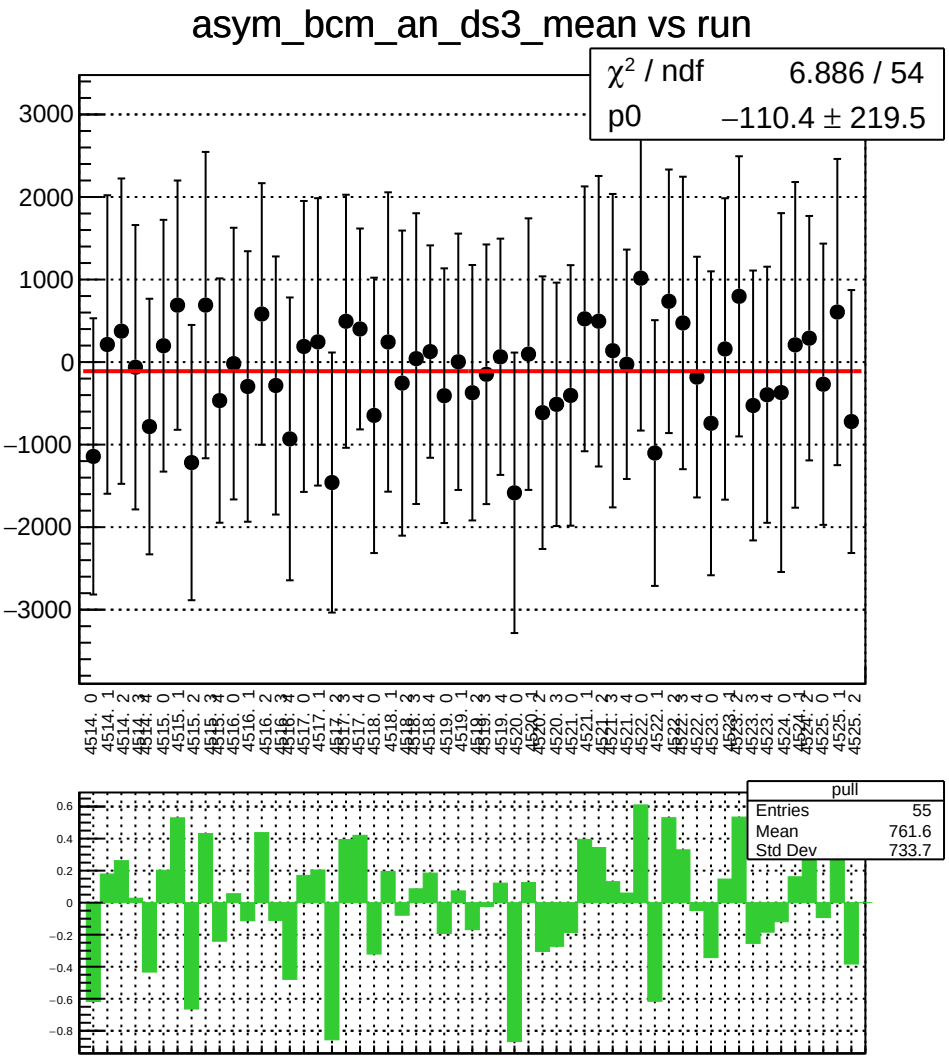
asym_bcm_an_ds3_mean vs run
χ^2 / ndf 6.886 / 54
p0 −110.4 ± 219.5
pull
Entries 55
Mean 761.6
Std Dev 733.7

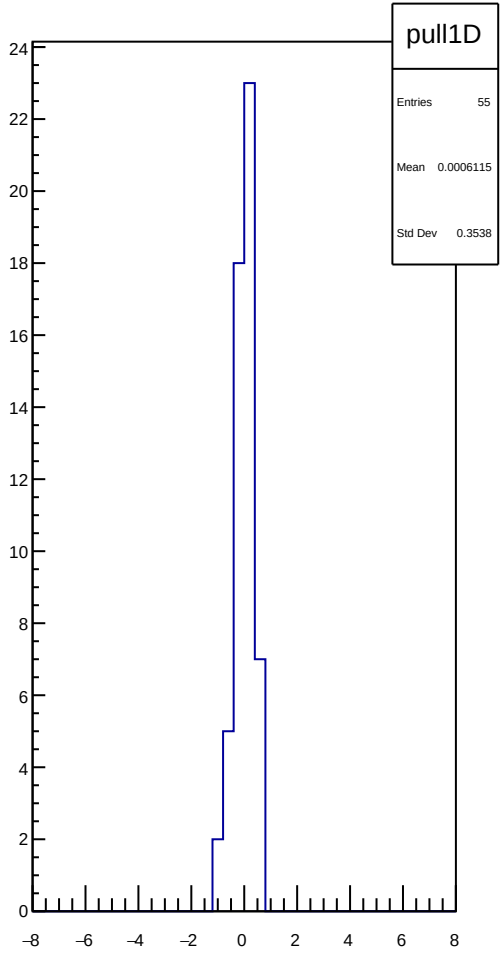
pull1D
Entries 55
Mean 0.0006115
Std Dev 0.3538

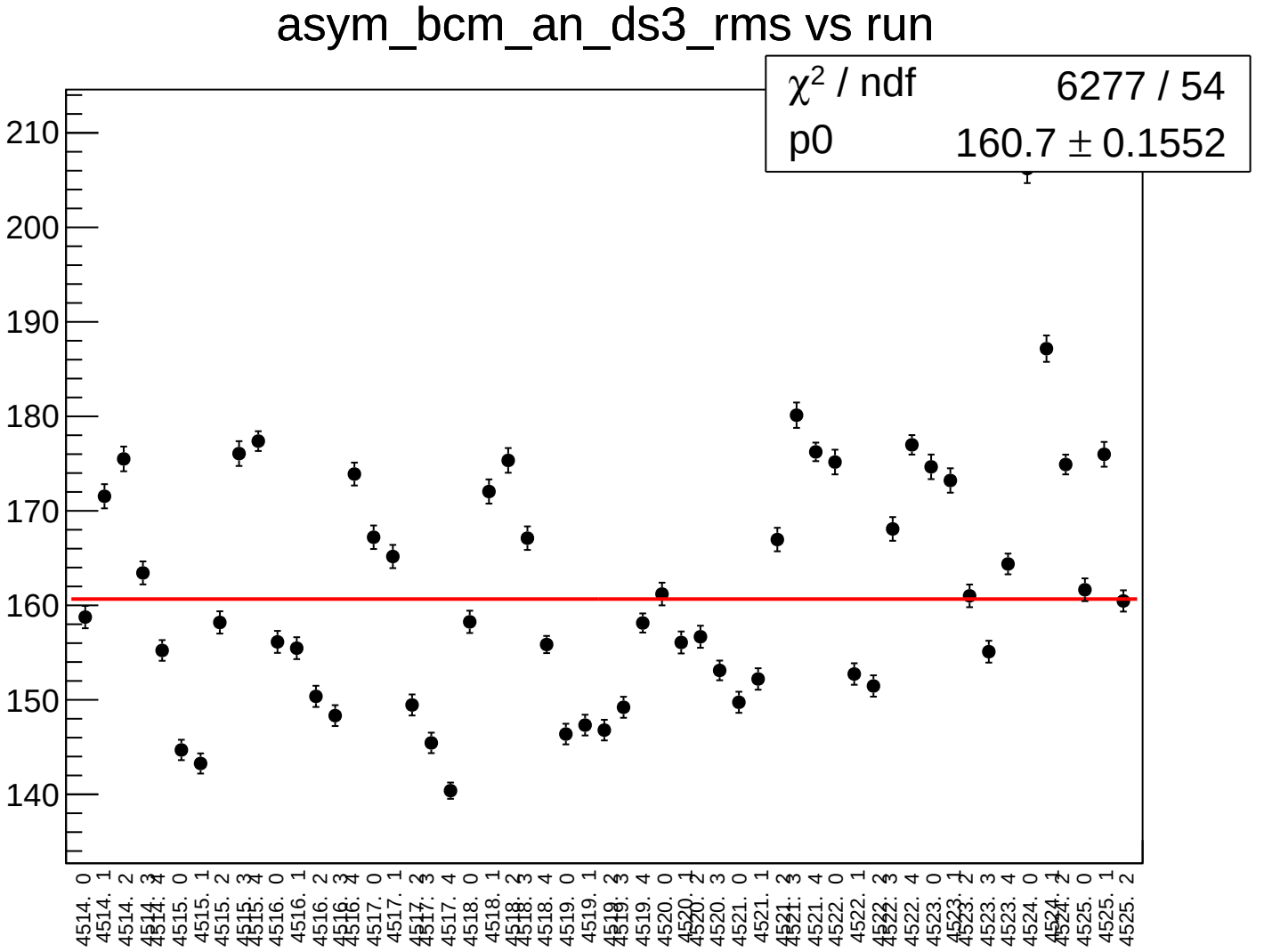
asym_bcm_an_ds3_rms vs run
χ^2 / ndf 6277 / 54
p0 160.7 ± 0.1552
210
200
190
180
170
160
150
140
4514. 0
4514. 1
4514. 2
4514. 3
4514. 4
4515. 0
4515. 1
4515. 2
4515. 3
4515. 4
4516. 0
4516. 1
4516. 2
4516. 3
4516. 4
4517. 0
4517. 1
4517. 2
4517. 3
4517. 4
4518. 0
4518. 1
4518. 2
4518. 3
4518. 4
4519. 0
4519. 1
4519. 2
4519. 3
4519. 4
4520. 0
4520. 1
4520. 2
4520. 3
4521. 0
4521. 1
4521. 2
4521. 3
4521. 4
4522. 0
4522. 1
4522. 2
4522. 3
4522. 4
4523. 0
4523. 1
4523. 2
4523. 3
4523. 4
4524. 0
4524. 1
4524. 2
4525. 0
4525. 1
4525. 2

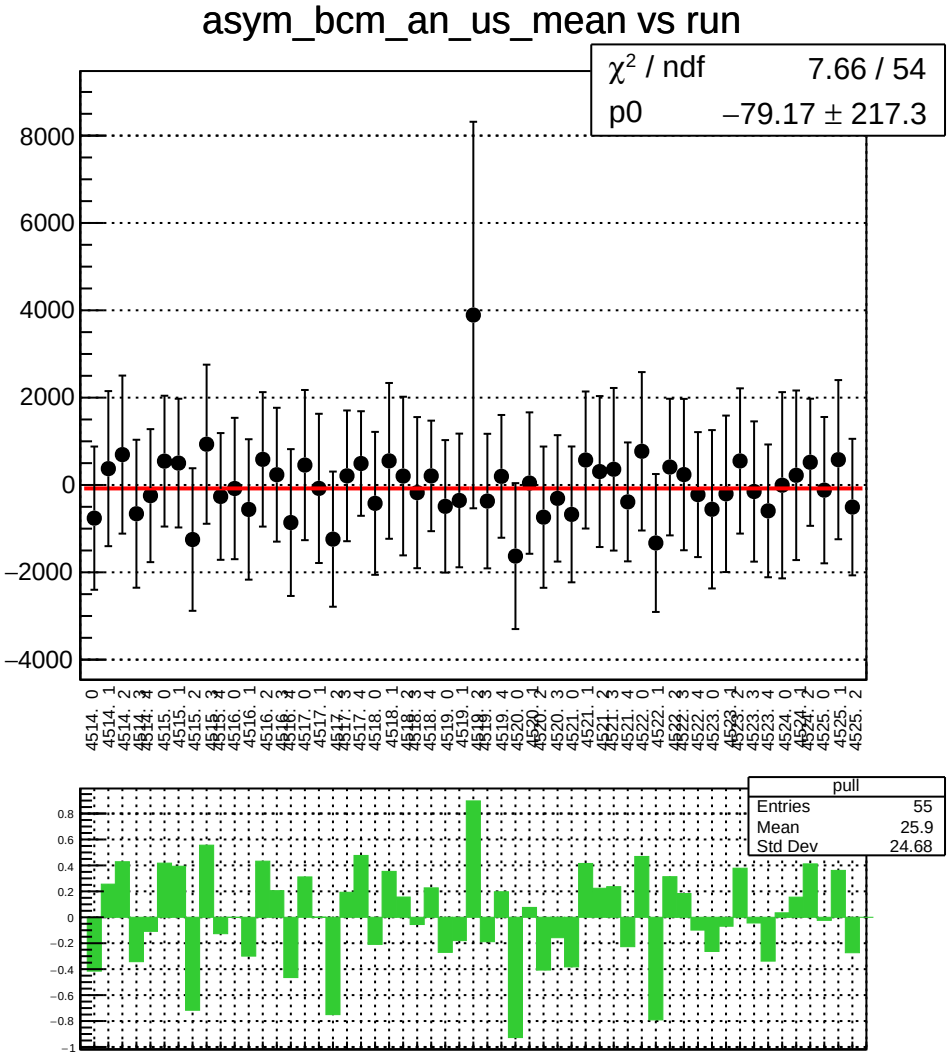
asym_bcm_an_us_mean vs run
χ² / ndf 7.66 / 54
p0 −79.17 ± 217.3
pull
Entries 55
Mean 25.9
Std Dev 24.68

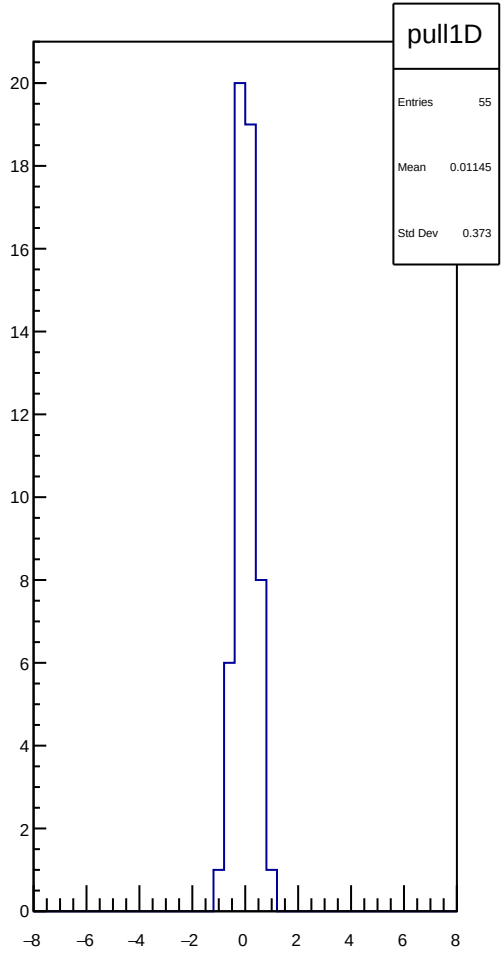
pull1D
Entries 55
Mean 0.01145
Std Dev 0.373

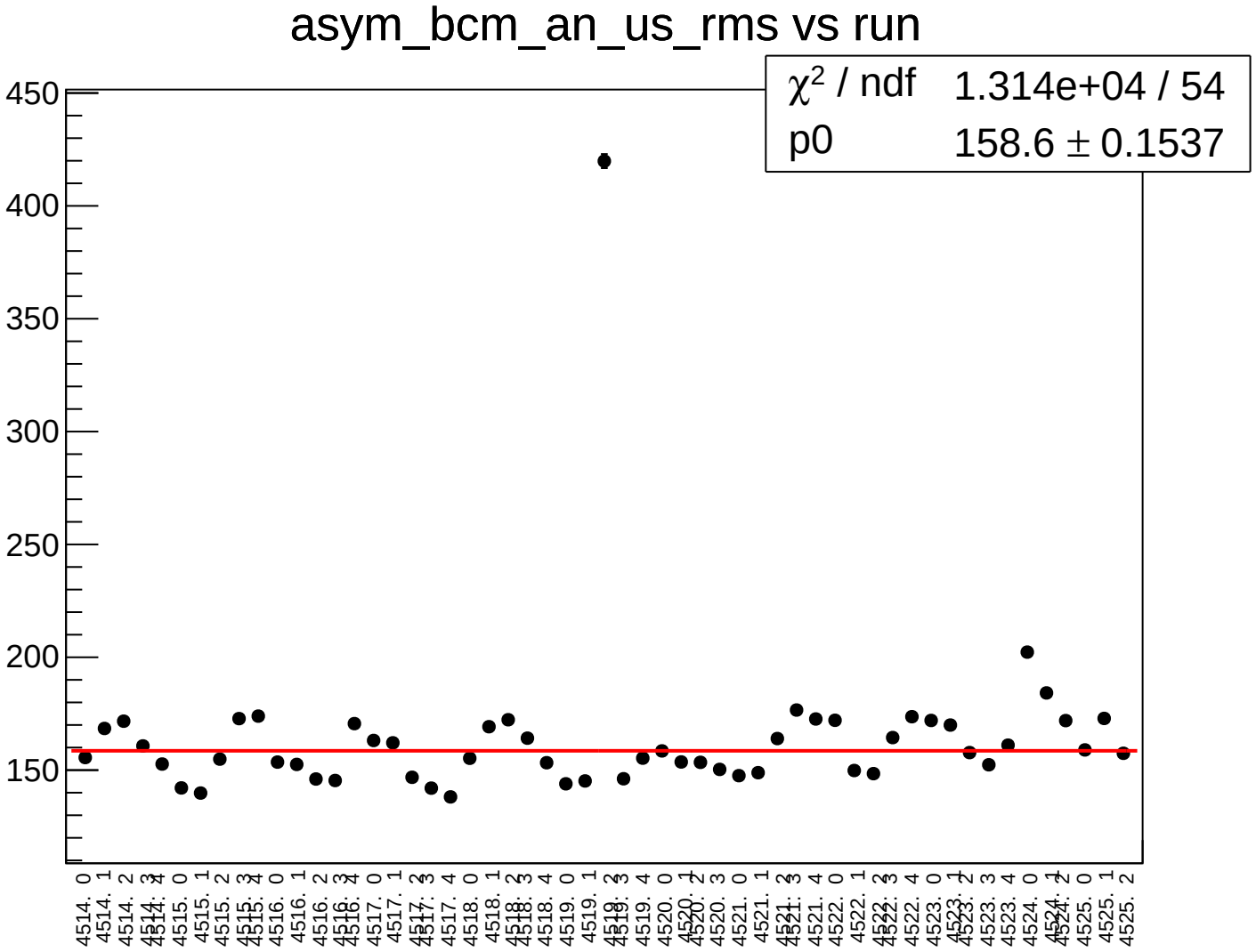
asym_bcm_an_us_rms vs run
χ2 / ndf 1.314e+04 / 54
p0 158.6 ± 0.1537
450
400
350
300
250
200
150
4514. 0
4514. 1
4514. 2
4514. 3
4514. 4
4515. 0
4515. 1
4515. 2
4515. 3
4515. 4
4516. 0
4516. 1
4516. 2
4516. 3
4516. 4
4517. 0
4517. 1
4517. 2
4517. 3
4517. 4
4518. 0
4518. 1
4518. 2
4518. 3
4518. 4
4519. 0
4519. 1
4519. 2
4519. 3
4519. 4
4520. 0
4520. 1
4520. 2
4520. 3
4521. 0
4521. 1
4521. 2
4521. 3
4521. 4
4522. 0
4522. 1
4522. 2
4522. 3
4522. 4
4523. 0
4523. 1
4523. 2
4523. 3
4523. 4
4524. 0
4524. 1
4524. 2
4525. 0
4525. 1
4525. 2

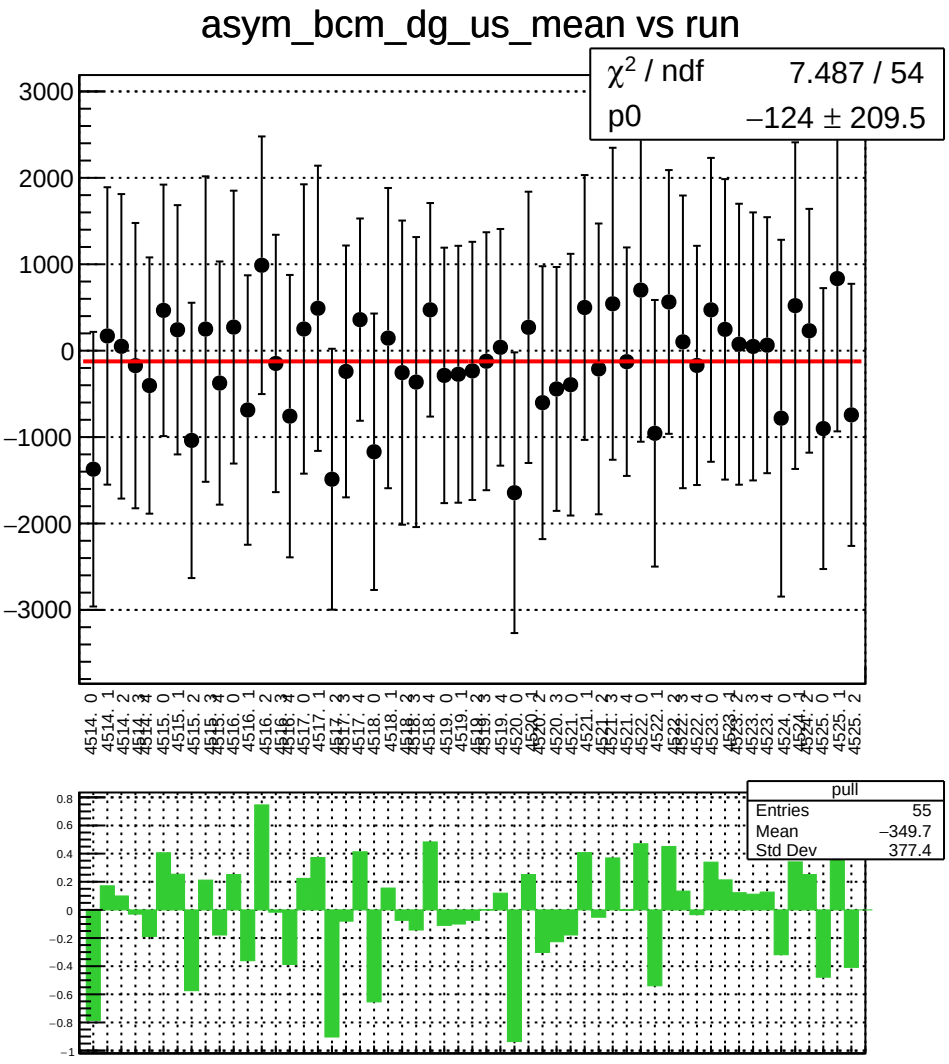
asym_bcm_dg_us_mean vs run
χ^2 / ndf 7.487 / 54
p0 −124 ± 209.5
pull
Entries 55
Mean −349.7
Std Dev 377.4

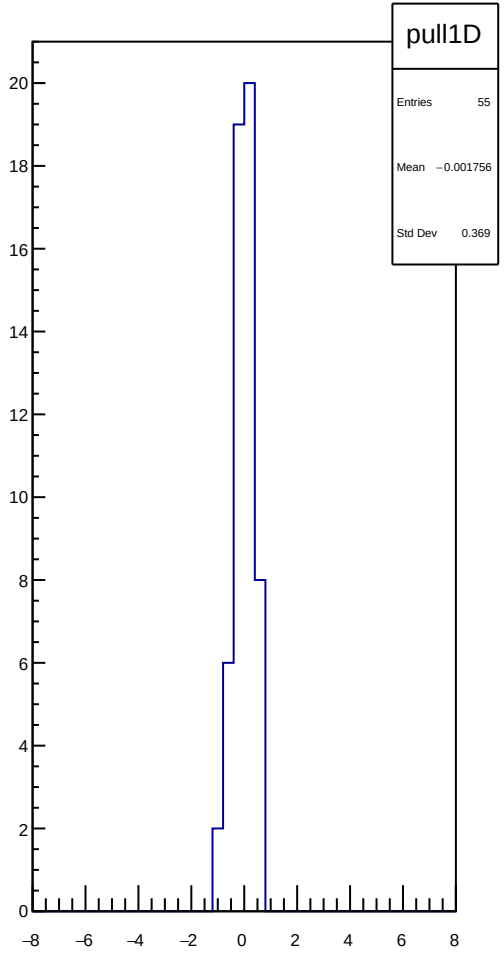
pull1D
Entries 55
Mean −0.001756
Std Dev 0.369

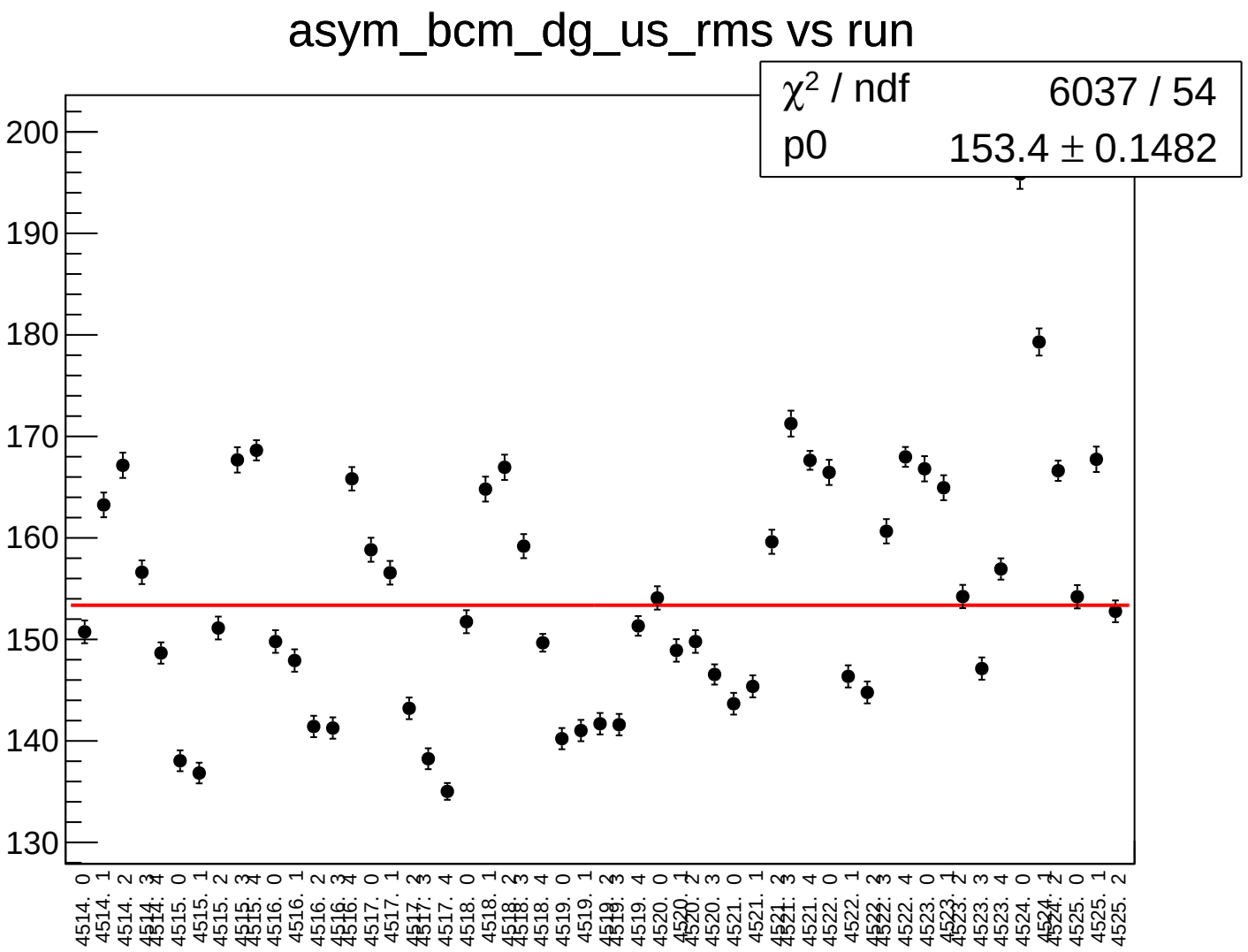
asym_bcm_dg_us_rms vs run
χ2 / ndf 6037 / 54
p0 153.4 ± 0.1482
200
190
180
170
160
150
140
130
4514. 0
4514. 1
4514. 2
4514. 3
4514. 4
4515. 0
4515. 1
4515. 2
4515. 3
4515. 4
4516. 0
4516. 1
4516. 2
4516. 3
4516. 4
4517. 0
4517. 1
4517. 2
4517. 3
4517. 4
4518. 0
4518. 1
4518. 2
4518. 3
4518. 4
4519. 0
4519. 1
4519. 2
4519. 3
4519. 4
4520. 0
4520. 1
4520. 2
4520. 3
4521. 0
4521. 1
4521. 2
4521. 3
4521. 4
4522. 0
4522. 1
4522. 2
4522. 3
4522. 4
4523. 0
4523. 1
4523. 2
4523. 3
4523. 4
4524. 0
4524. 1
4524. 2
4525. 0
4525. 1
4525. 2

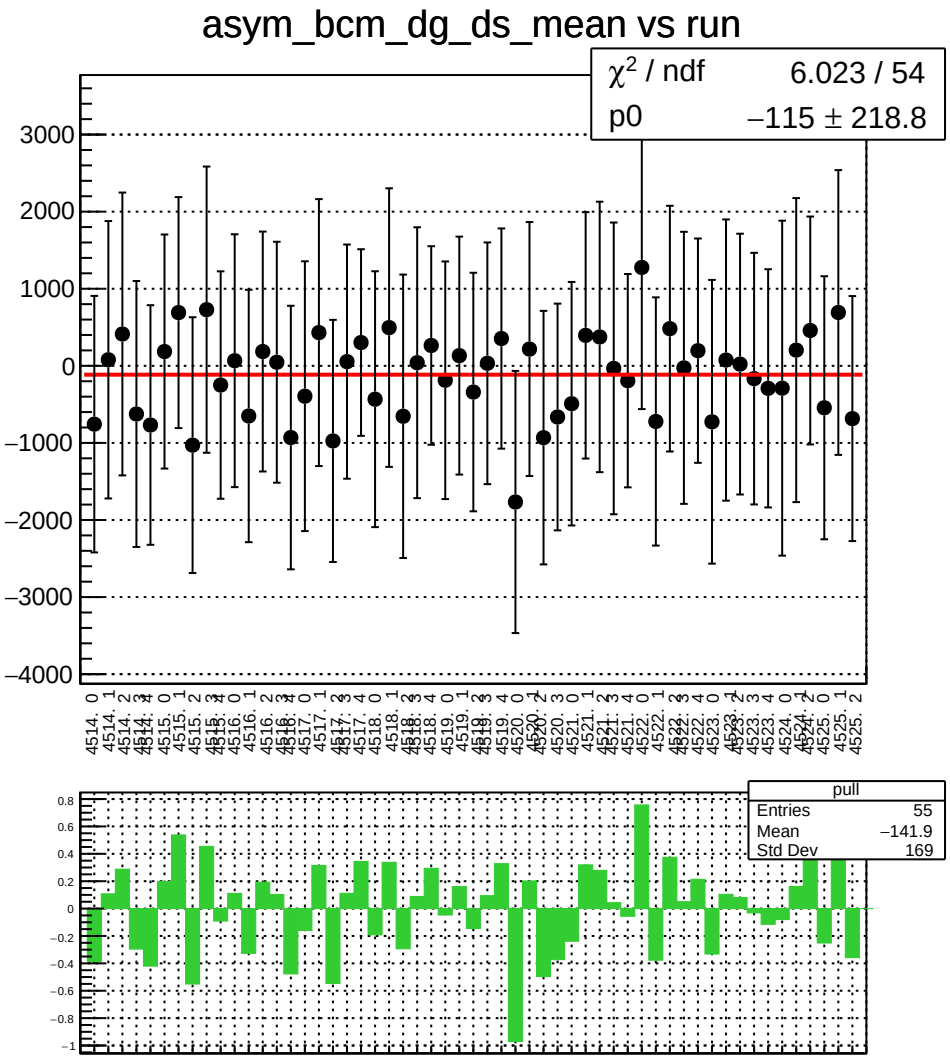
asym_bcm_dg_ds_mean vs run
χ^2 / ndf 6.023 / 54
p0 −115 ± 218.8
pull
Entries 55
Mean −141.9
Std Dev 169

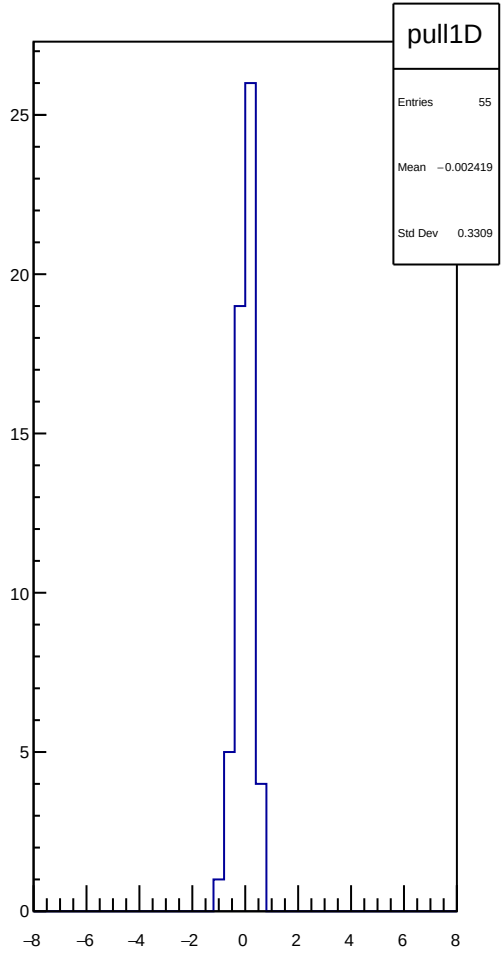
pull1D
Entries 55
Mean −0.002419
Std Dev 0.3309

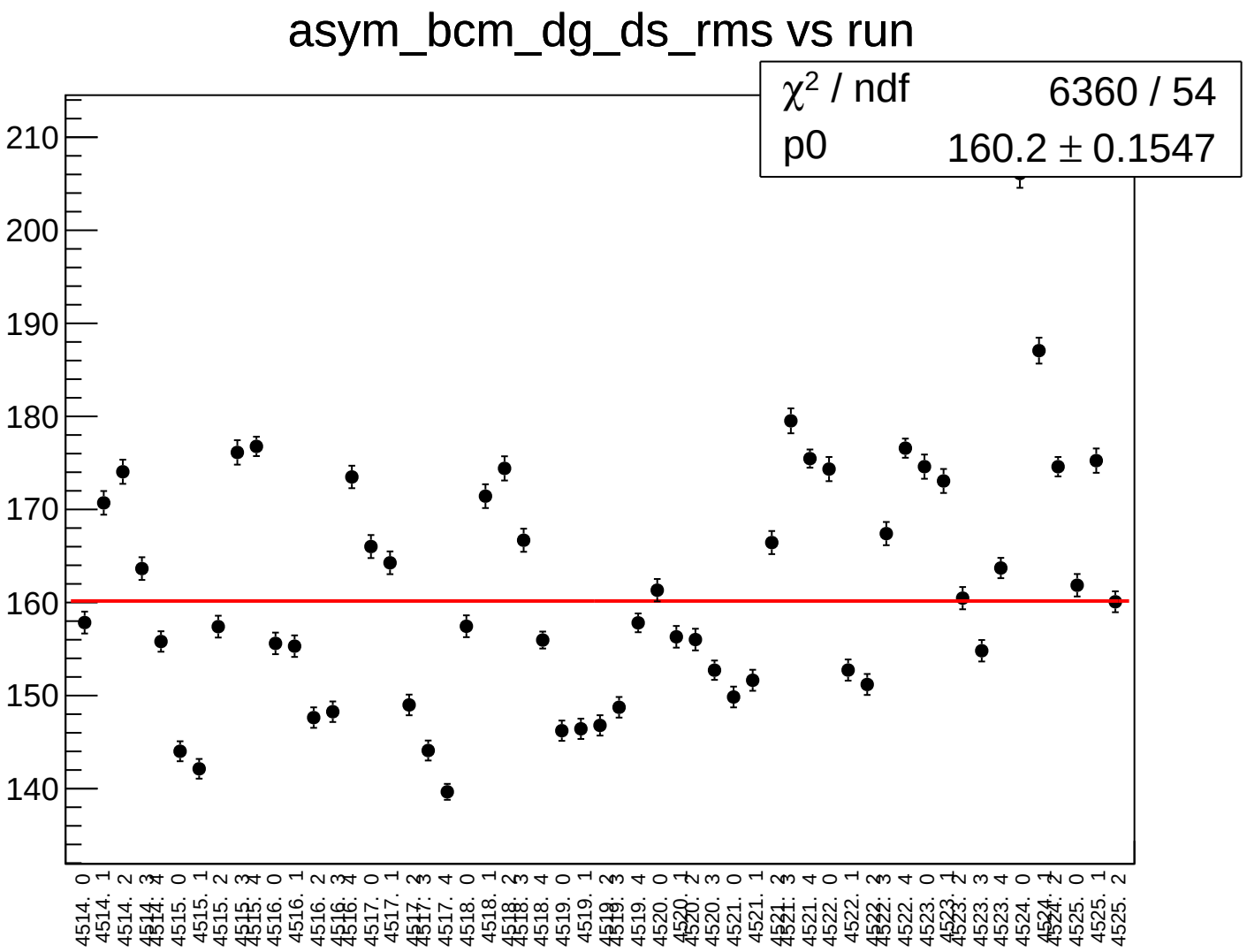
asym_bcm_dg_ds_rms vs run
χ2 / ndf 6360 / 54
p0 160.2 ± 0.1547
210
200
190
180
170
160
150
140
4514. 0
4514. 1
4514. 2
4514. 3
4514. 4
4515. 0
4515. 1
4515. 2
4515. 3
4515. 4
4516. 0
4516. 1
4516. 2
4516. 3
4516. 4
4517. 0
4517. 1
4517. 2
4517. 3
4517. 4
4518. 0
4518. 1
4518. 2
4518. 3
4518. 4
4519. 0
4519. 1
4519. 2
4519. 3
4519. 4
4520. 0
4520. 1
4520. 2
4520. 3
4521. 0
4521. 1
4521. 2
4521. 3
4521. 4
4522. 0
4522. 1
4522. 2
4522. 3
4522. 4
4523. 0
4523. 1
4523. 2
4523. 3
4523. 4
4524. 0
4524. 1
4524. 2
4525. 0
4525. 1
4525. 2

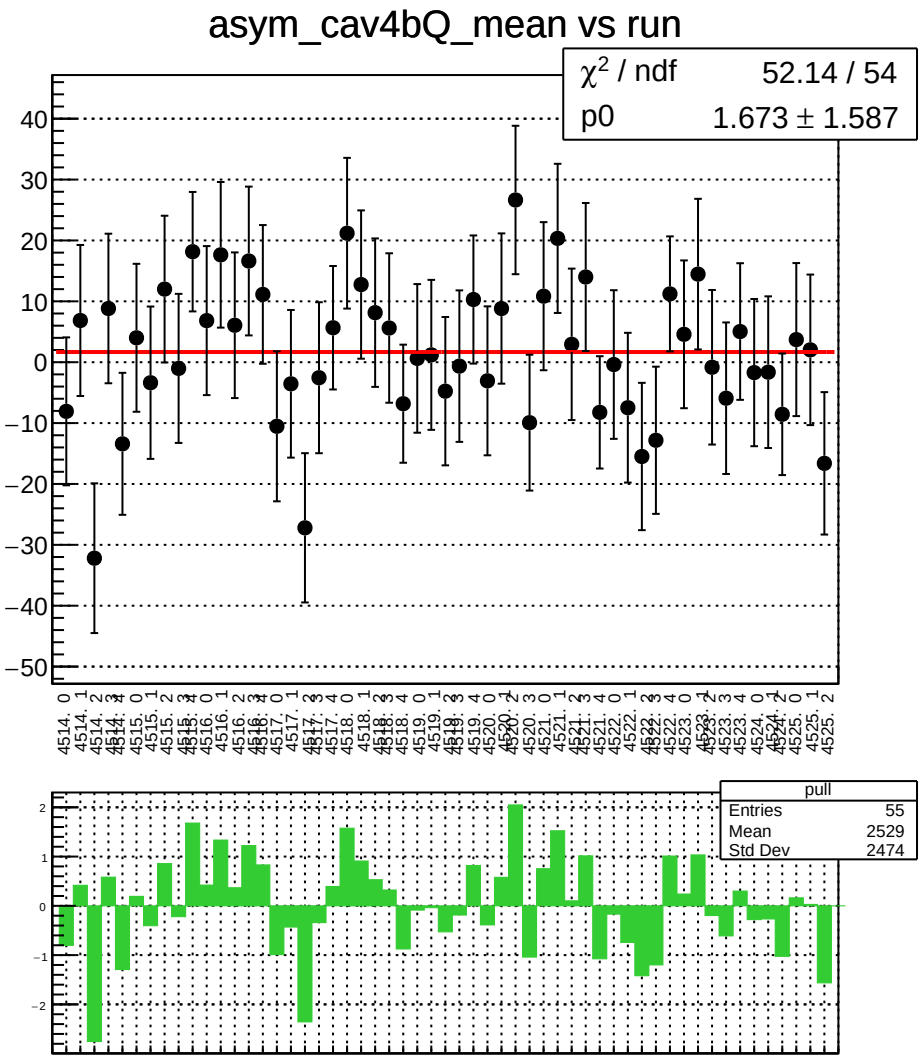
asym_cav4bQ_mean vs run
χ^2 / ndf 52.14 / 54
p0 1.673 ± 1.587
pull
Entries 55
Mean 2529
Std Dev 2474

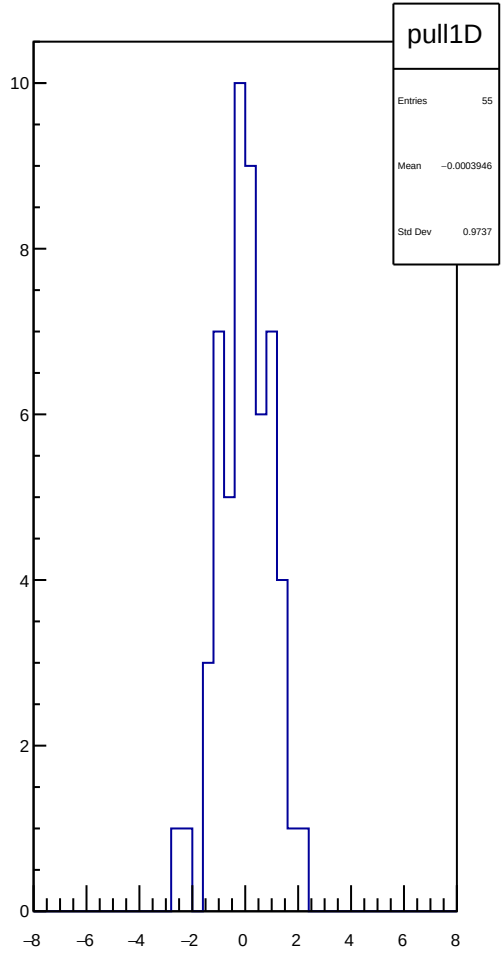
pull1D
Entries 55
Mean −0.0003946
Std Dev 0.9737

asym_cav4bQ_rms vs run

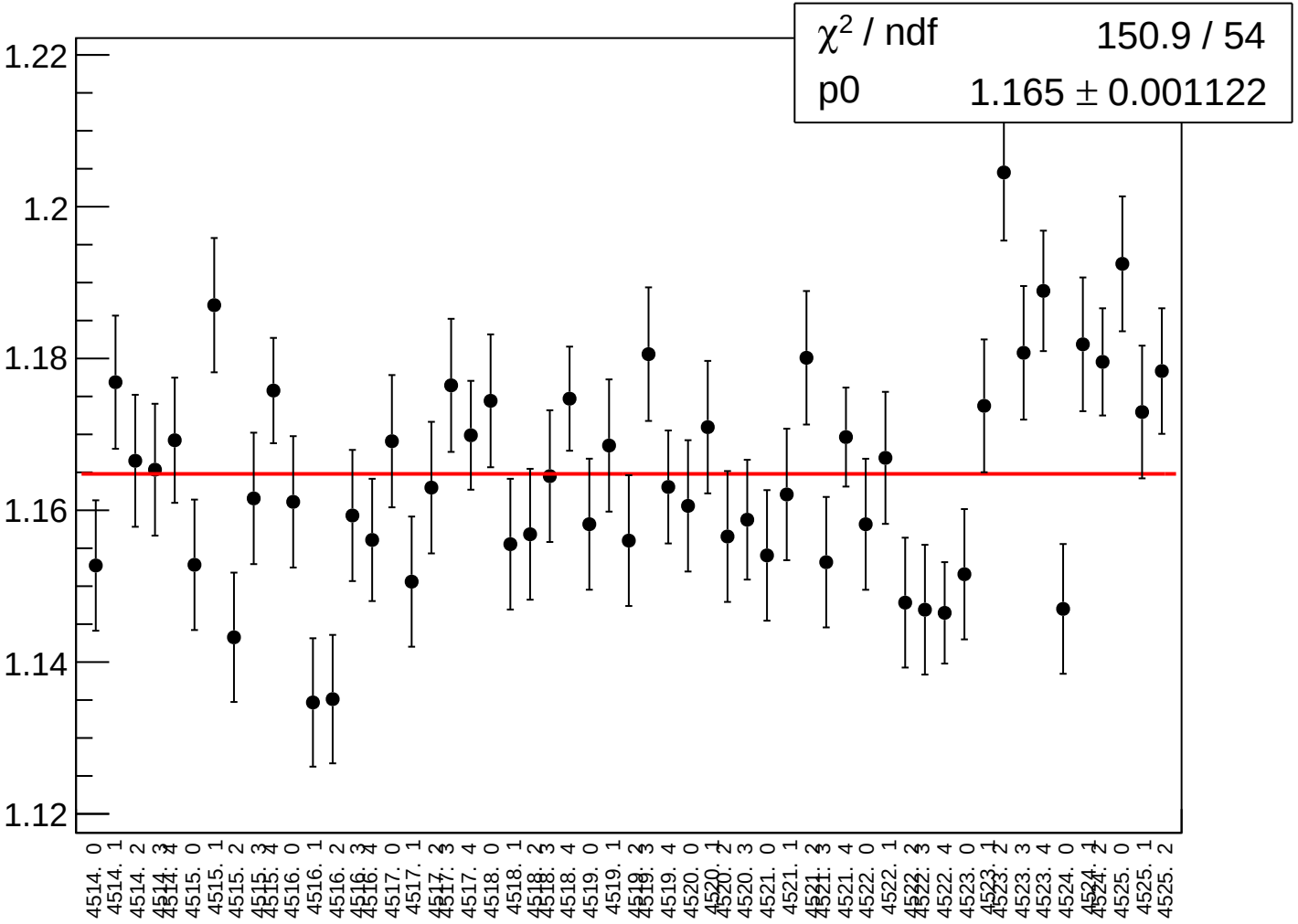

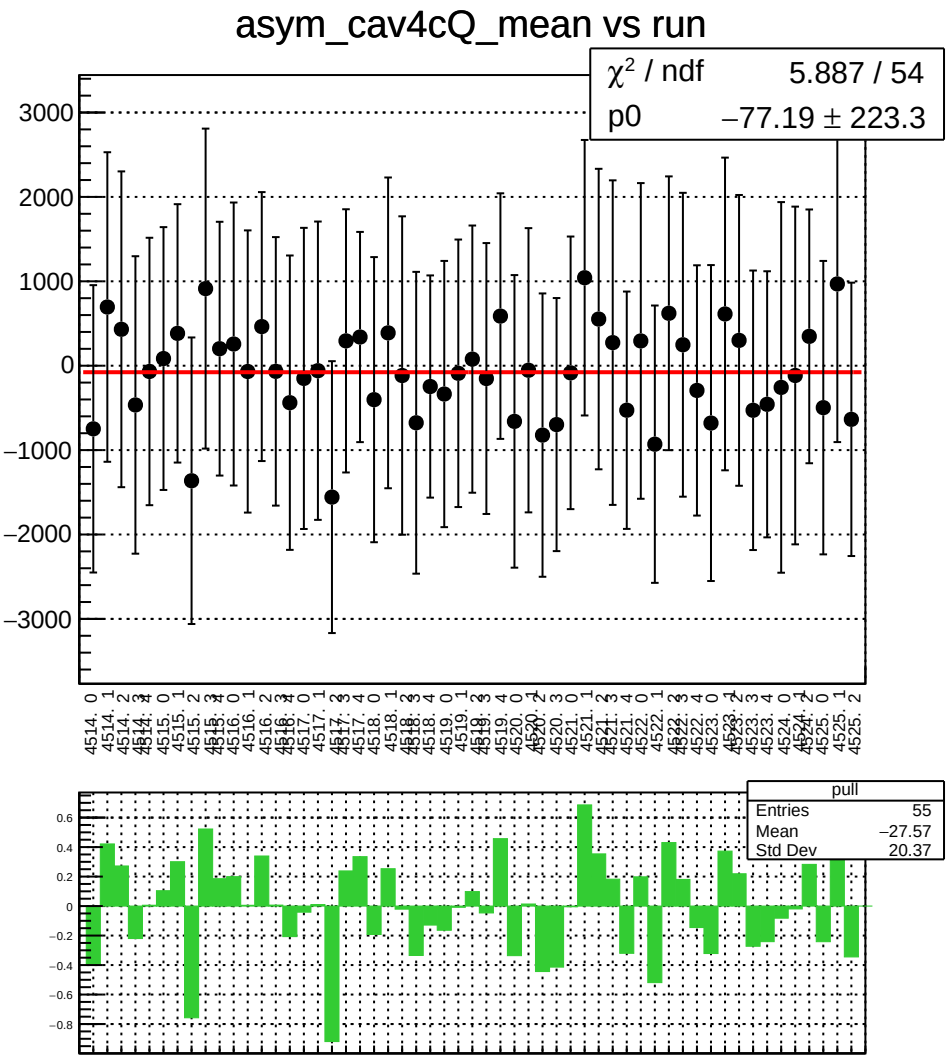
asym_cav4cQ_mean vs run
χ^2 / ndf 5.887 / 54
p0 −77.19 ± 223.3
pull
Entries 55
Mean −27.57
Std Dev 20.37

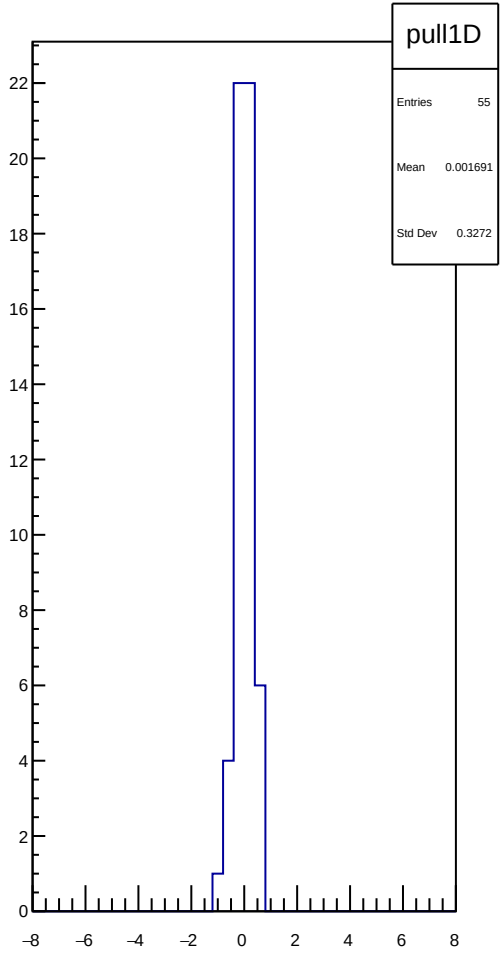
pull1D
Entries 55
Mean 0.001691
Std Dev 0.3272

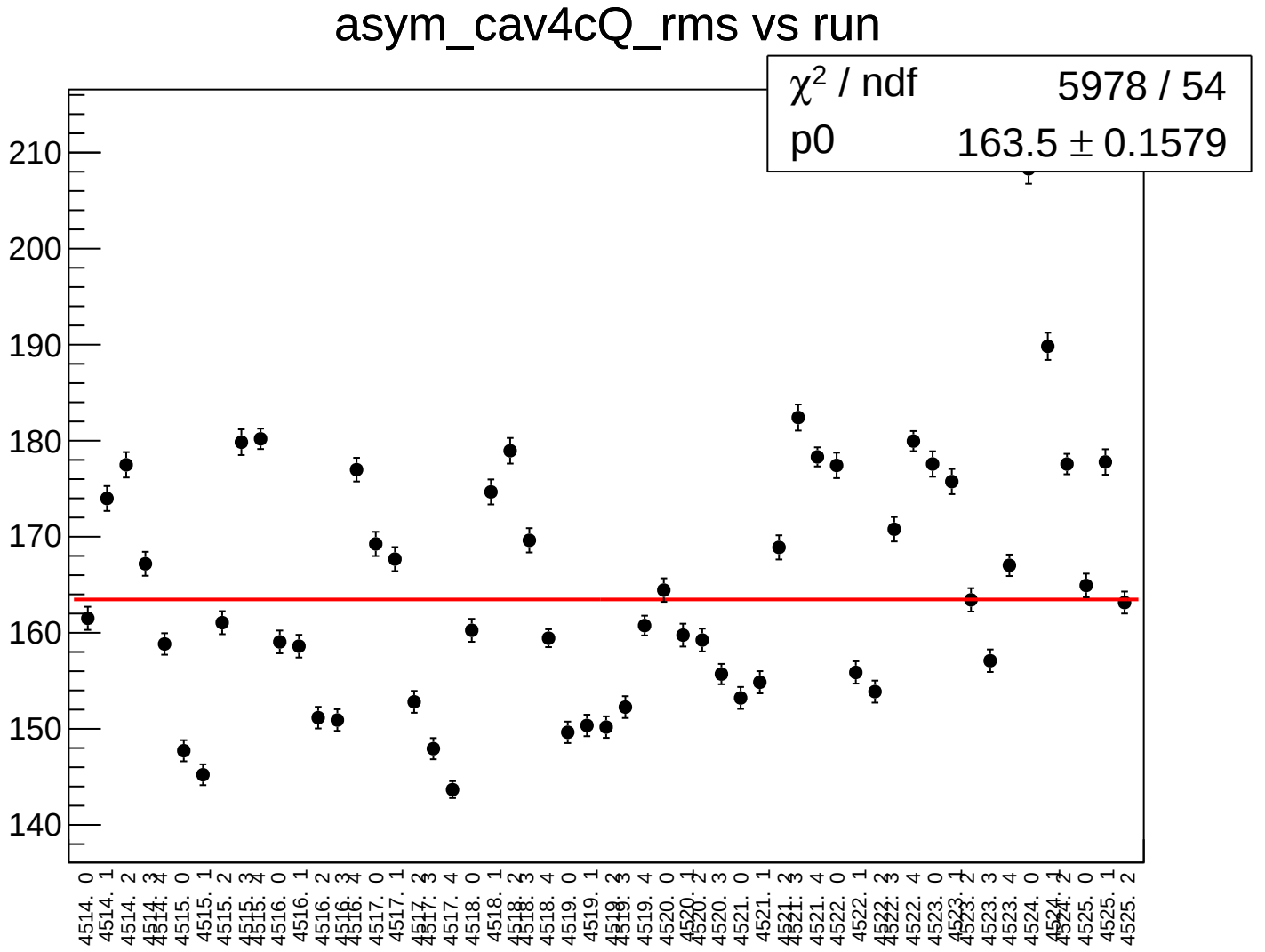
asym_cav4cQ_rms vs run
χ^2 / ndf 5978 / 54
p0 163.5 ± 0.1579
210
200
190
180
170
160
150
140
4514. 0
4514. 1
4514. 2
4514. 3
4514. 4
4515. 0
4515. 1
4515. 2
4515. 3
4515. 4
4516. 0
4516. 1
4516. 2
4516. 3
4516. 4
4517. 0
4517. 1
4517. 2
4517. 3
4517. 4
4518. 0
4518. 1
4518. 2
4518. 3
4518. 4
4519. 0
4519. 1
4519. 2
4519. 3
4519. 4
4520. 0
4520. 1
4520. 2
4520. 3
4521. 0
4521. 1
4521. 2
4521. 3
4521. 4
4522. 0
4522. 1
4522. 2
4522. 3
4522. 4
4523. 0
4523. 1
4523. 2
4523. 3
4523. 4
4524. 0
4524. 1
4524. 2
4525. 0
4525. 1
4525. 2

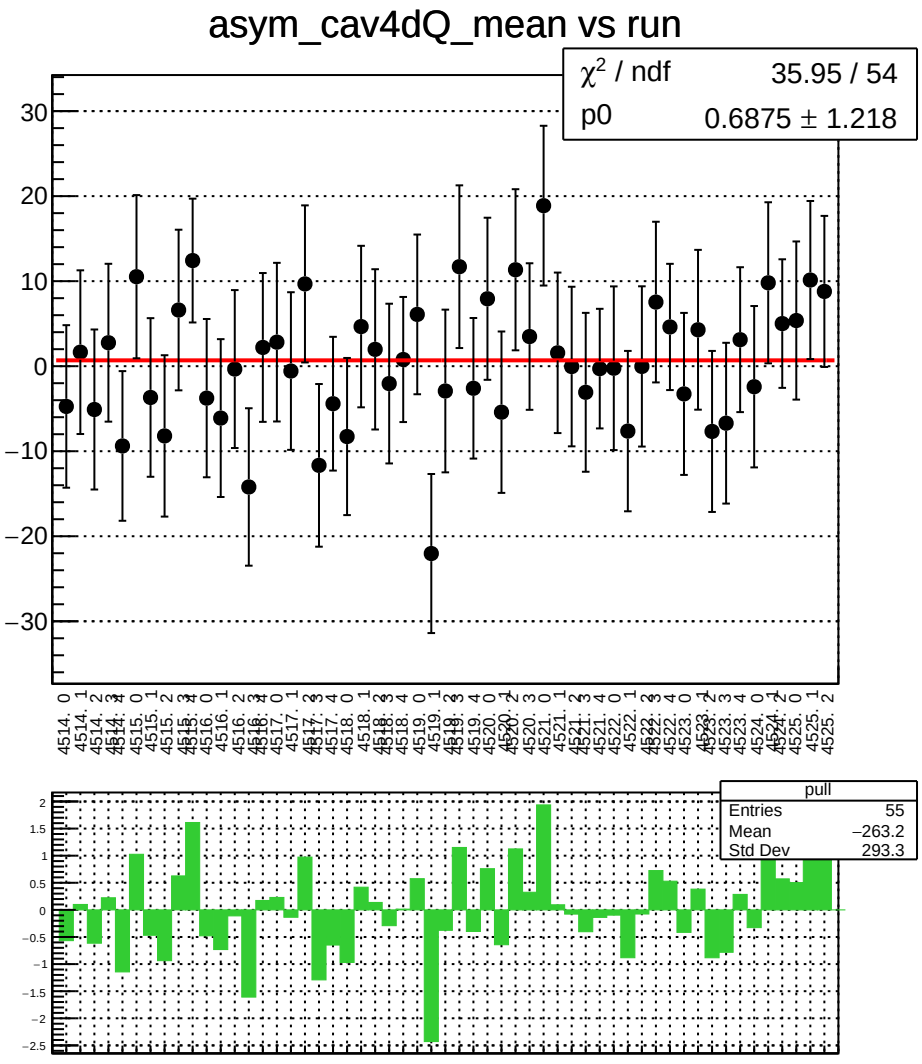
asym_cav4dQ_mean vs run
χ^2 / ndf 35.95 / 54
p0 0.6875 ± 1.218
pull
Entries 55
Mean −263.2
Std Dev 293.3

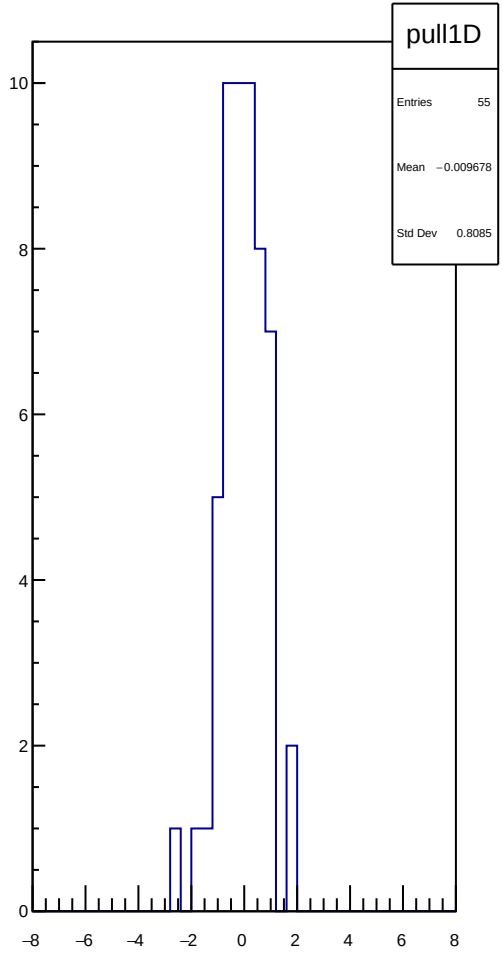
pull1D
Entries 55
Mean −0.009678
Std Dev 0.8085

asym_cav4dQ_rms vs run

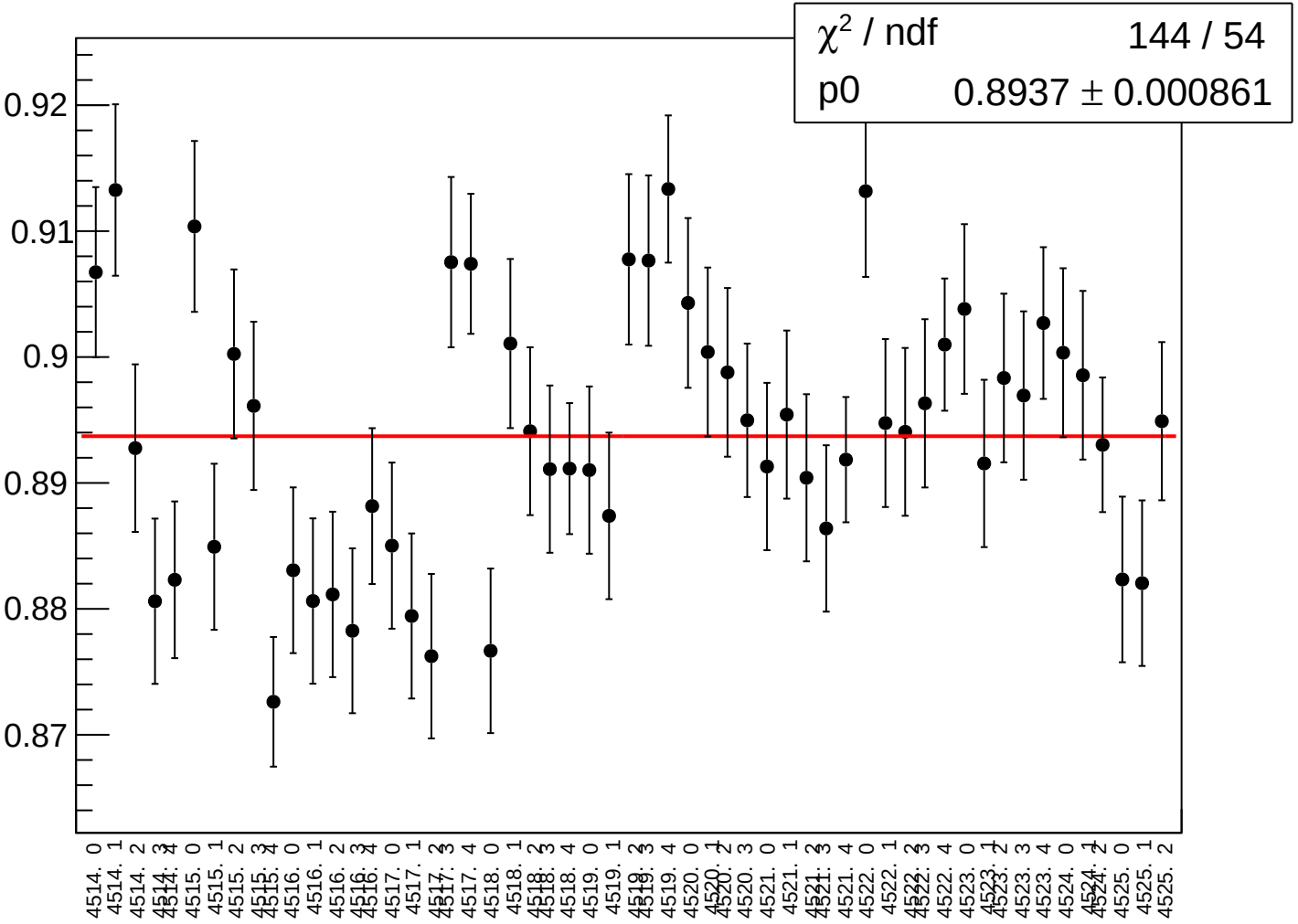

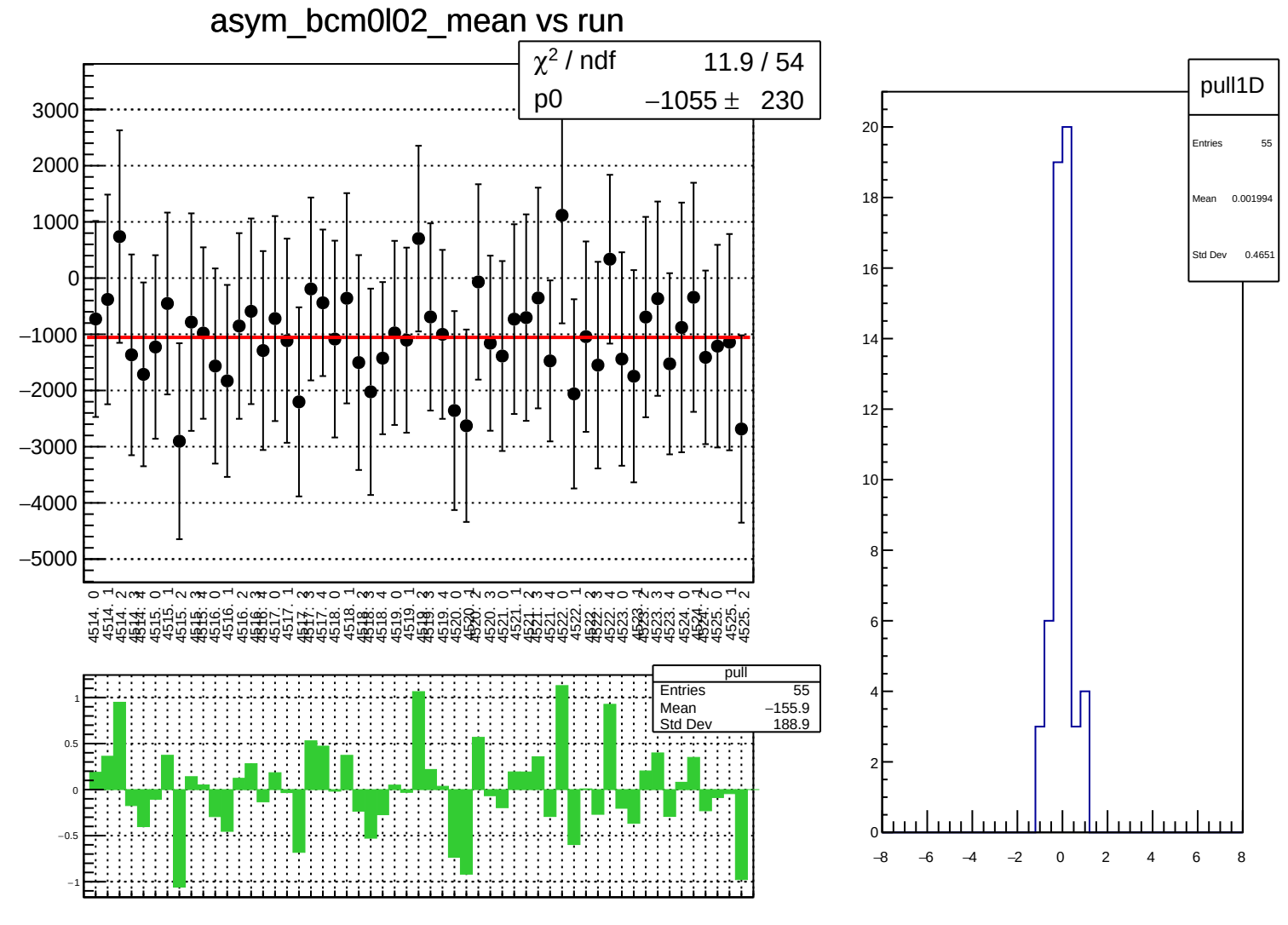
asym_bcm0l02_mean vs run
χ² / ndf 11.9 / 54
p0 −1055 ± 230
pull
Entries 55
Mean −155.9
Std Dev 188.9
pull1D
Entries 55
Mean 0.001994
Std Dev 0.4651

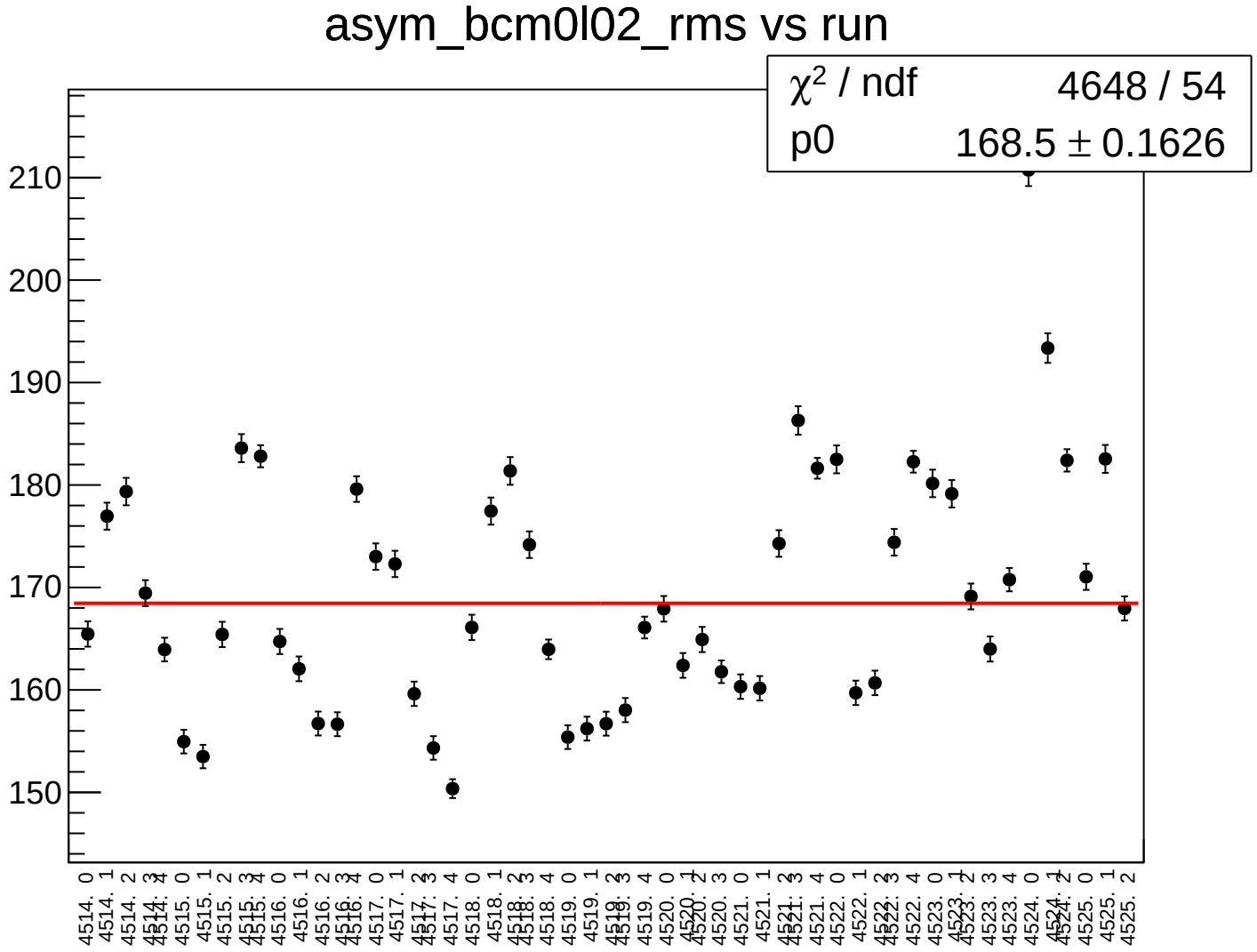
asym_bcm0l02_rms vs run
χ^2 / ndf 4648 / 54
p0 168.5 ± 0.1626
210
200
190
180
170
160
150
4514. 0
4514. 1
4514. 2
4514. 3
4514. 4
4515. 0
4515. 1
4515. 2
4515. 3
4515. 4
4516. 0
4516. 1
4516. 2
4516. 3
4516. 4
4517. 0
4517. 1
4517. 2
4517. 3
4517. 4
4518. 0
4518. 1
4518. 2
4518. 3
4518. 4
4519. 0
4519. 1
4519. 2
4519. 3
4519. 4
4520. 0
4520. 1
4520. 2
4520. 3
4521. 0
4521. 1
4521. 2
4521. 3
4521. 4
4522. 0
4522. 1
4522. 2
4522. 3
4522. 4
4523. 0
4523. 1
4523. 2
4523. 3
4523. 4
4524. 0
4524. 1
4524. 2
4525. 0
4525. 1
4525. 2

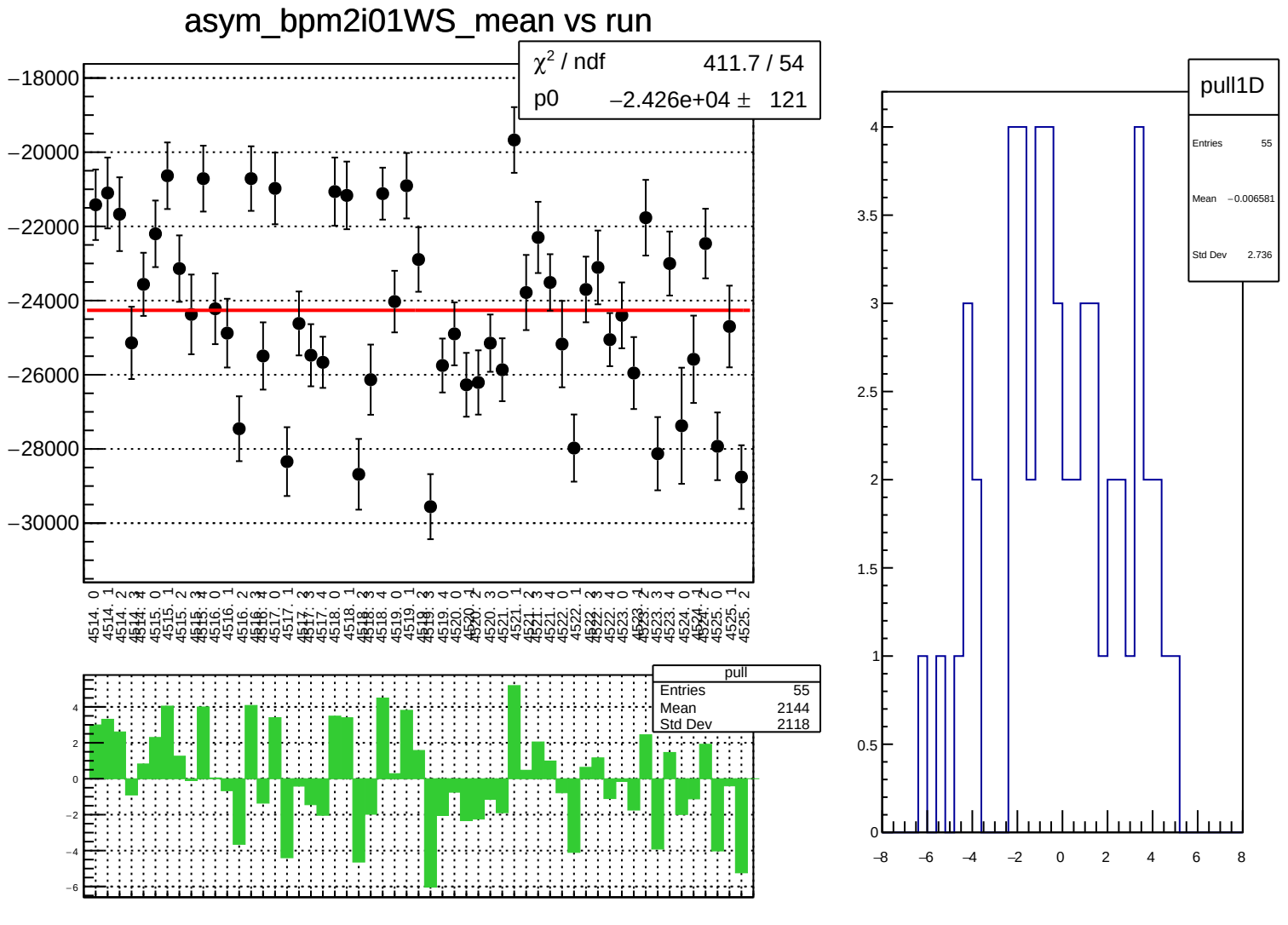
asym_bpm2i01WS_mean vs run
χ² / ndf 411.7 / 54
p0 −2.426e+04 ± 121
pull
Entries 55
Mean 2144
Std Dev 2118
pull1D
Entries 55
Mean −0.006581
Std Dev 2.736

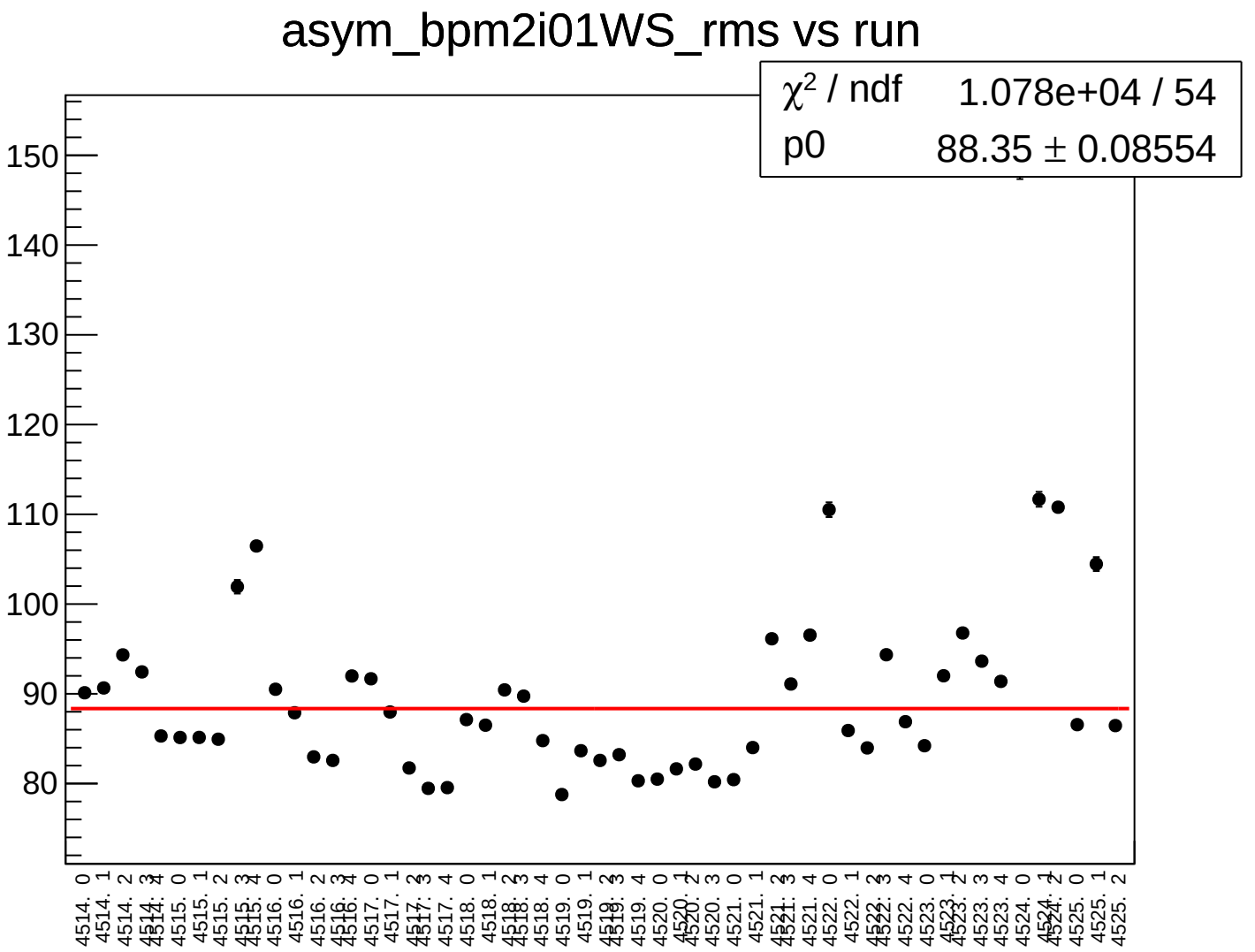
asym_bpm2i01WS_rms vs run
χ2 / ndf 1.078e+04 / 54
p0 88.35 ± 0.08554
150
140
130
120
110
100
90
80
4514. 0
4514. 1
4514. 2
4514. 3
4514. 4
4515. 0
4515. 1
4515. 2
4515. 3
4515. 4
4516. 0
4516. 1
4516. 2
4516. 3
4516. 4
4517. 0
4517. 1
4517. 2
4517. 3
4517. 4
4518. 0
4518. 1
4518. 2
4518. 3
4518. 4
4519. 0
4519. 1
4519. 2
4519. 3
4519. 4
4520. 0
4520. 1
4520. 2
4520. 3
4521. 0
4521. 1
4521. 2
4521. 3
4521. 4
4522. 0
4522. 1
4522. 2
4522. 3
4522. 4
4523. 0
4523. 1
4523. 2
4523. 3
4523. 4
4524. 0
4524. 1
4524. 2
4525. 0
4525. 1
4525. 2

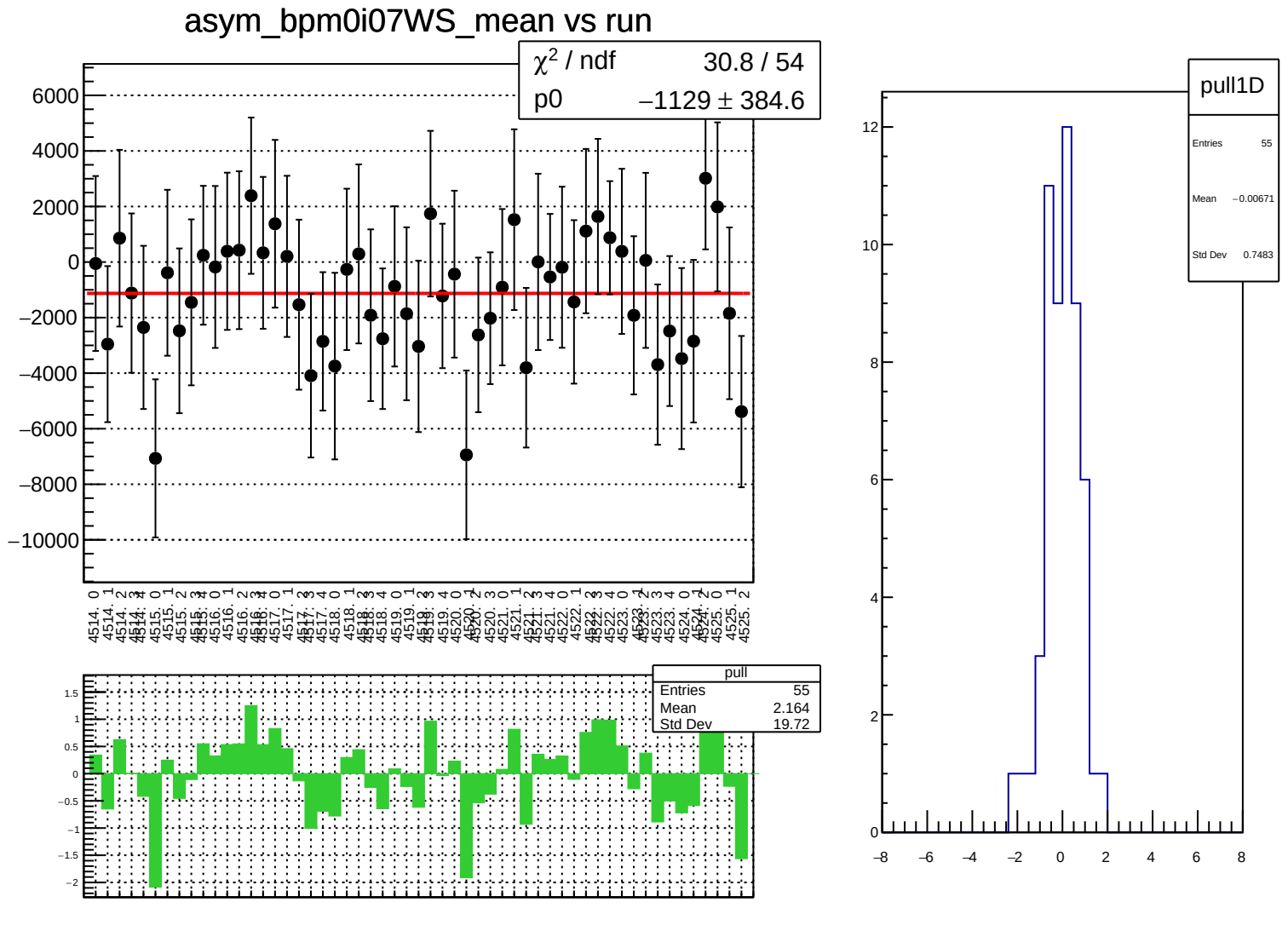
asym_bpm0i07WS_mean vs run
χ² / ndf 30.8 / 54
p0 −1129 ± 384.6
pull
Entries 55
Mean 2.164
Std Dev 19.72
pull1D
Entries 55
Mean −0.00671
Std Dev 0.7483

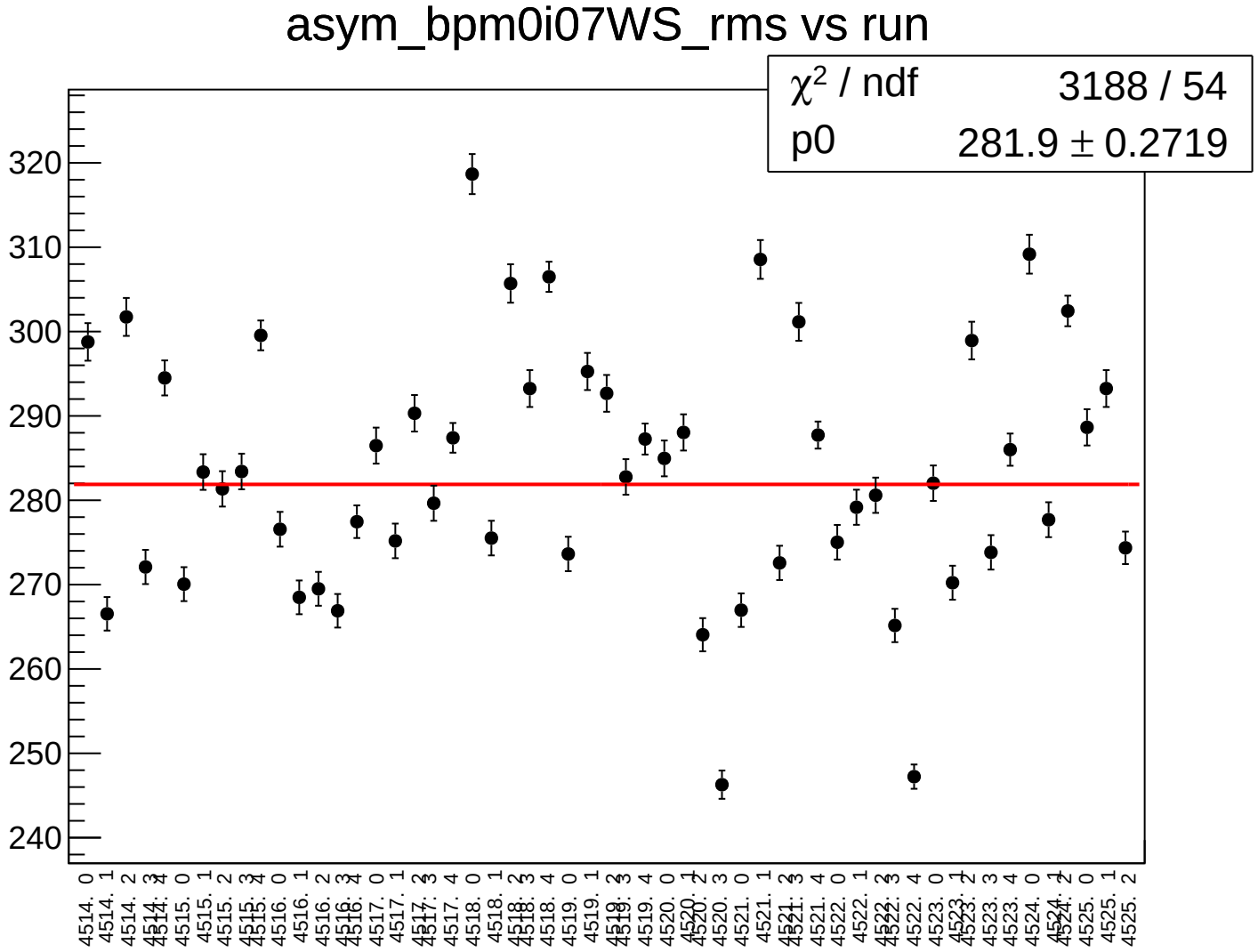
asym_bpm0i07WS_rms vs run
χ² / ndf 3188 / 54
p0 281.9 ± 0.2719
320
310
300
290
280
270
260
250
240
4514. 0
4514. 1
4514. 2
4514. 3
4514. 4
4515. 0
4515. 1
4515. 2
4515. 3
4515. 4
4516. 0
4516. 1
4516. 2
4516. 3
4516. 4
4517. 0
4517. 1
4517. 2
4517. 3
4517. 4
4518. 0
4518. 1
4518. 2
4518. 3
4518. 4
4519. 0
4519. 1
4519. 2
4519. 3
4519. 4
4520. 0
4520. 1
4520. 2
4520. 3
4521. 0
4521. 1
4521. 2
4521. 3
4521. 4
4522. 0
4522. 1
4522. 2
4522. 3
4522. 4
4523. 0
4523. 1
4523. 2
4523. 3
4523. 4
4524. 0
4524. 1
4524. 2
4525. 0
4525. 1
4525. 2

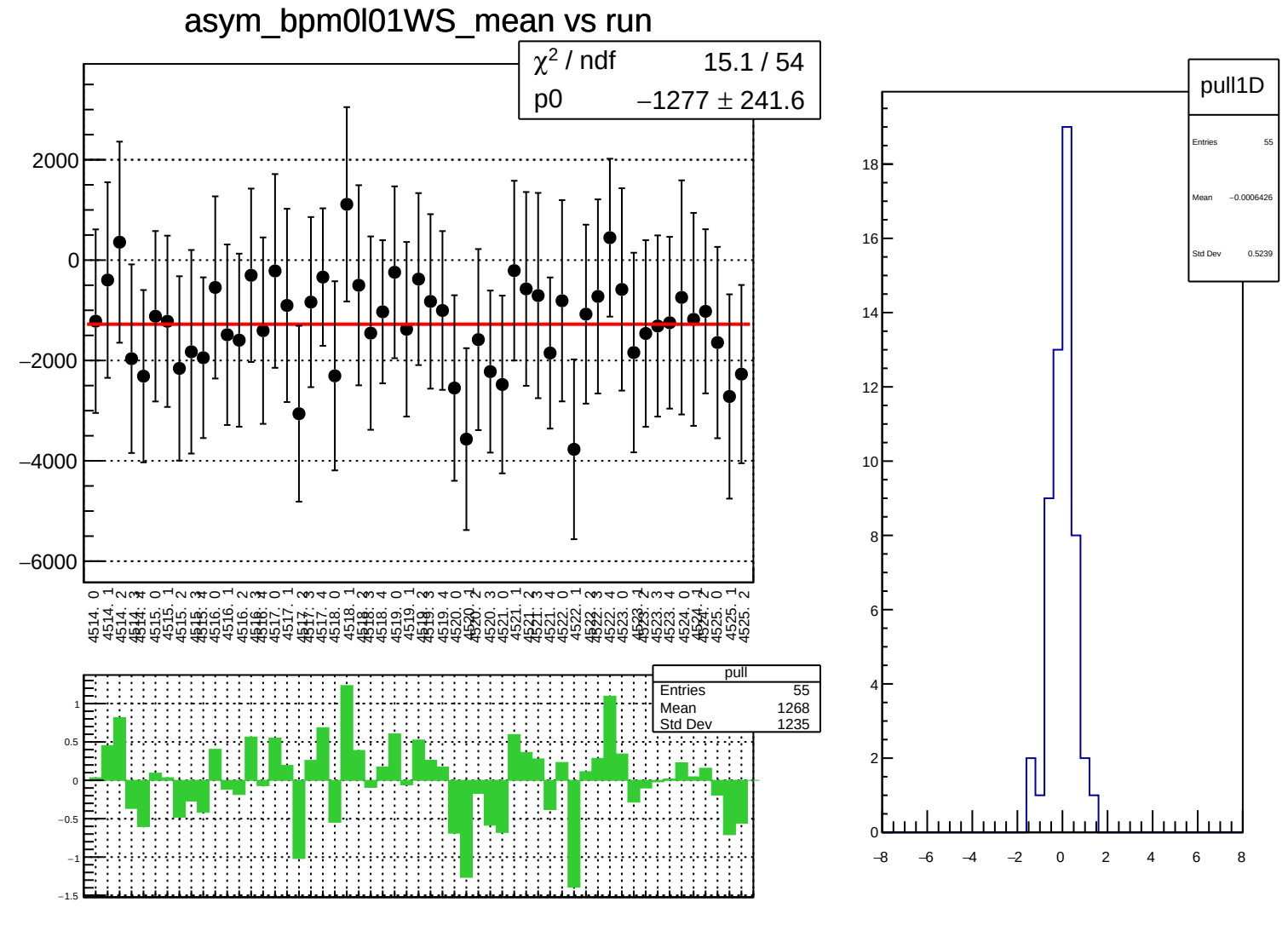
asym_bpm0l01WS_mean vs run
χ² / ndf 15.1 / 54
p0 −1277 ± 241.6
2000
0
−2000
−4000
−6000
pull
Entries 55
Mean 1268
Std Dev 1235
1
0.5
0
−0.5
−1
−1.5
pull1D
Entries 55
Mean −0.0006426
Std Dev 0.5239
18
16
14
12
10
8
6
4
2
0
−8
−6
−4
−2
0
2
4
6
8

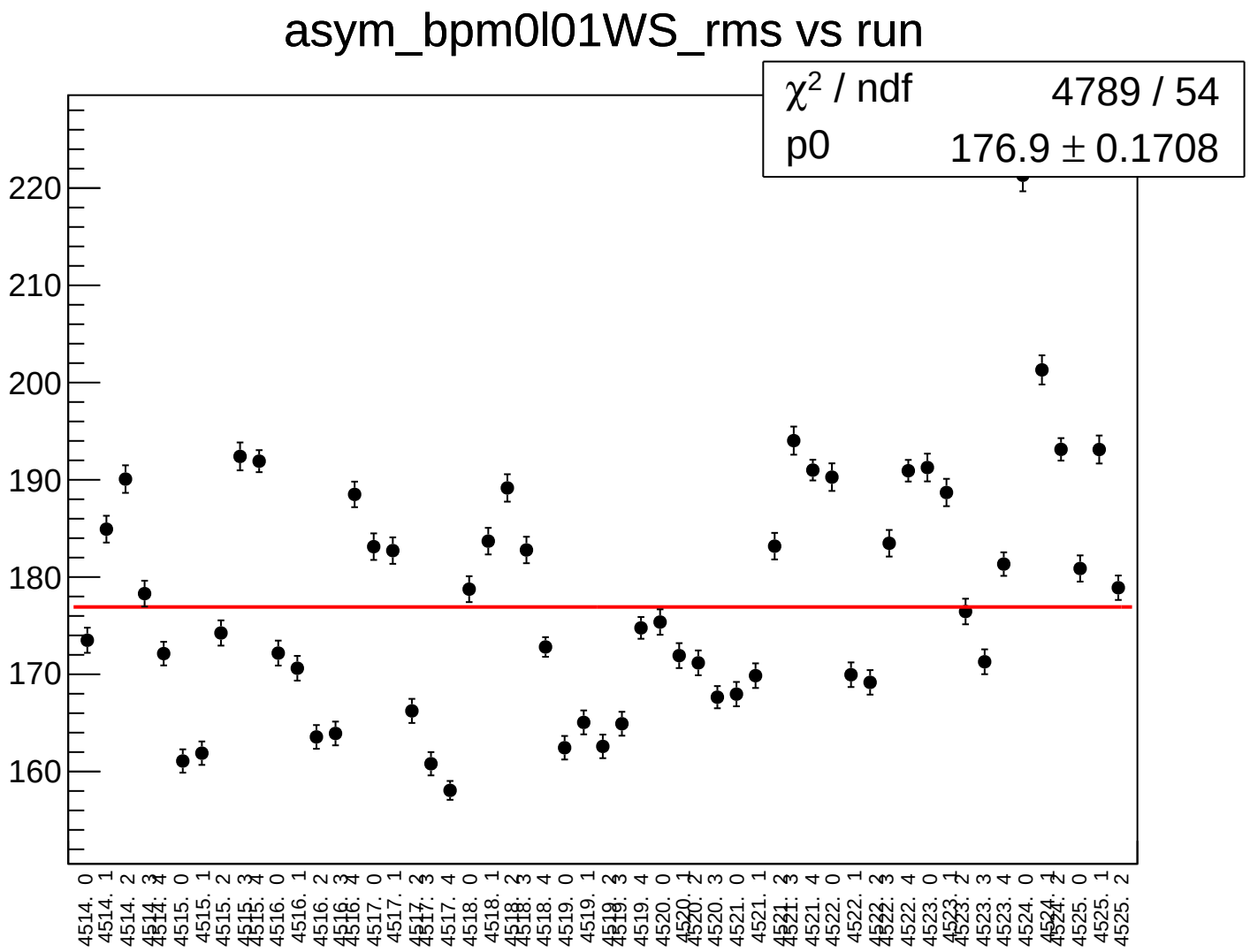
asym_bpm0l01WS_rms vs run
χ2 / ndf 4789 / 54
p0 176.9 ± 0.1708
220
210
200
190
180
170
160
4514. 0
4514. 1
4514. 2
4514. 3
4514. 4
4515. 0
4515. 1
4515. 2
4515. 3
4515. 4
4516. 0
4516. 1
4516. 2
4516. 3
4516. 4
4517. 0
4517. 1
4517. 2
4517. 3
4517. 4
4518. 0
4518. 1
4518. 2
4518. 3
4518. 4
4519. 0
4519. 1
4519. 2
4519. 3
4519. 4
4520. 0
4520. 1
4520. 2
4520. 3
4521. 0
4521. 1
4521. 2
4521. 3
4521. 4
4522. 0
4522. 1
4522. 2
4522. 3
4522. 4
4523. 0
4523. 1
4523. 2
4523. 3
4523. 4
4524. 0
4524. 1
4524. 2
4525. 0
4525. 1
4525. 2

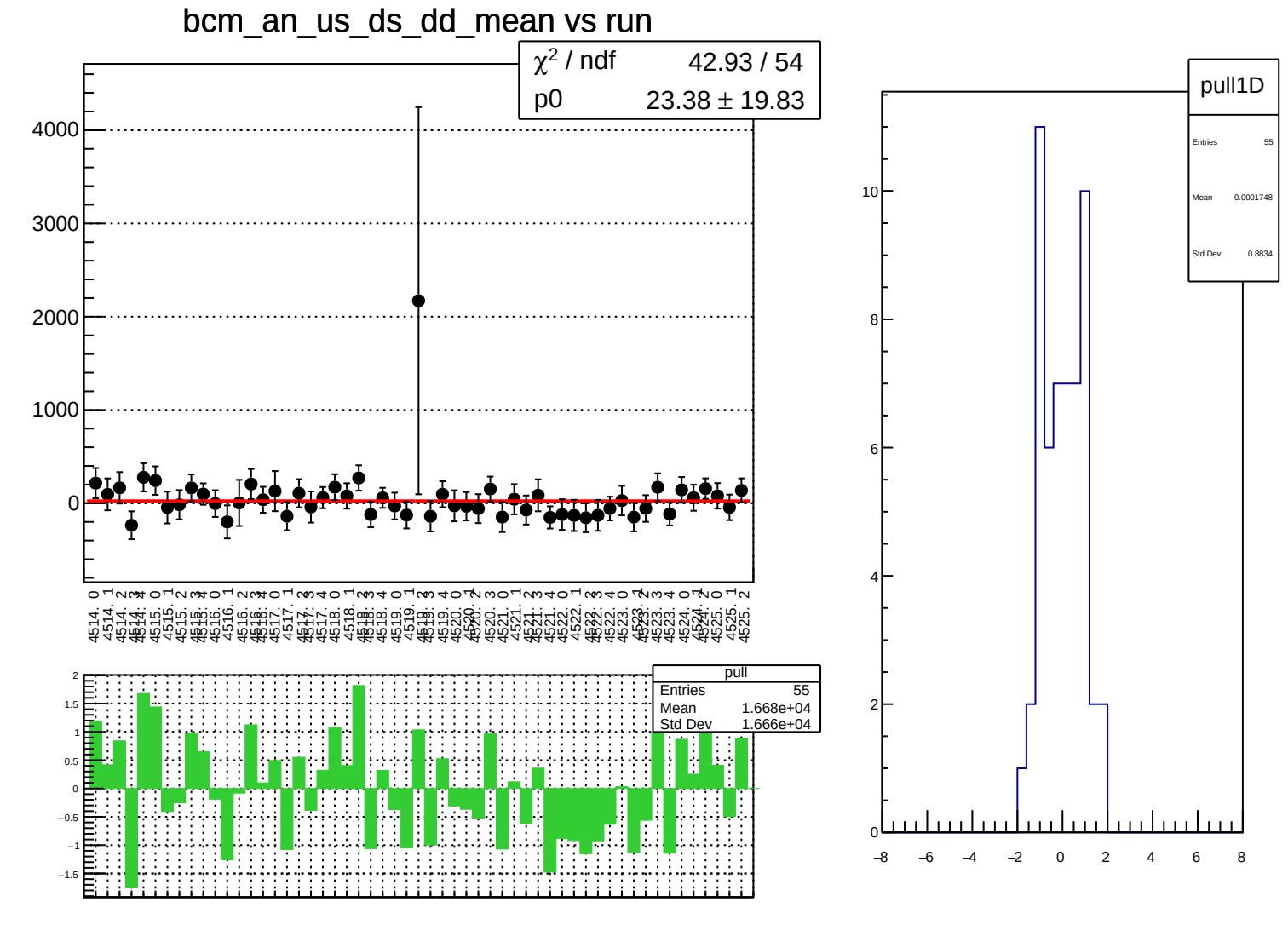
bcm_an_us_ds_dd_mean vs run
χ2 / ndf 42.93 / 54
p0 23.38 ± 19.83
4000
3000
2000
1000
0
pull
Entries 55
Mean 1.668e+04
Std Dev 1.666e+04
2
1.5
1
0.5
0
−0.5
−1
−1.5
pull1D
Entries 55
Mean −0.0001748
Std Dev 0.8834
10
8
6
4
2
0
−8
−6
−4
−2
0
2
4
6
8

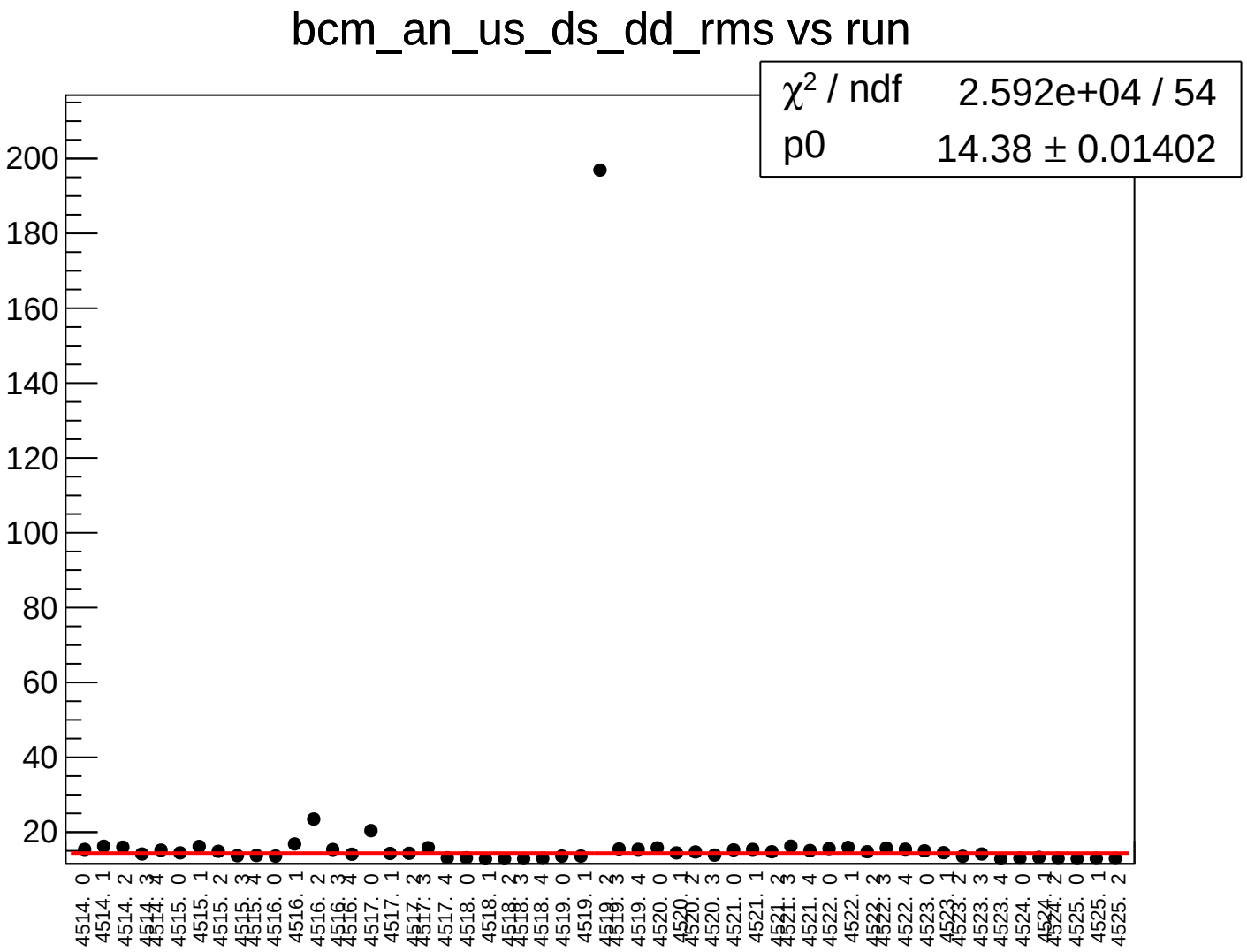
bcm_an_us_ds_dd_rms vs run
χ2 / ndf 2.592e+04 / 54
p0 14.38 ± 0.01402
200
180
160
140
120
100
80
60
40
20
4514. 0
4514. 1
4514. 2
4514. 3
4514. 4
4515. 0
4515. 1
4515. 2
4515. 3
4515. 4
4516. 0
4516. 1
4516. 2
4516. 3
4516. 4
4517. 0
4517. 1
4517. 2
4517. 3
4517. 4
4518. 0
4518. 1
4518. 2
4518. 3
4518. 4
4519. 0
4519. 1
4519. 2
4519. 3
4519. 4
4520. 0
4520. 1
4520. 2
4520. 3
4521. 0
4521. 1
4521. 2
4521. 3
4521. 4
4522. 0
4522. 1
4522. 2
4522. 3
4522. 4
4523. 0
4523. 1
4523. 2
4523. 3
4523. 4
4524. 0
4524. 1
4524. 2
4525. 0
4525. 1
4525. 2

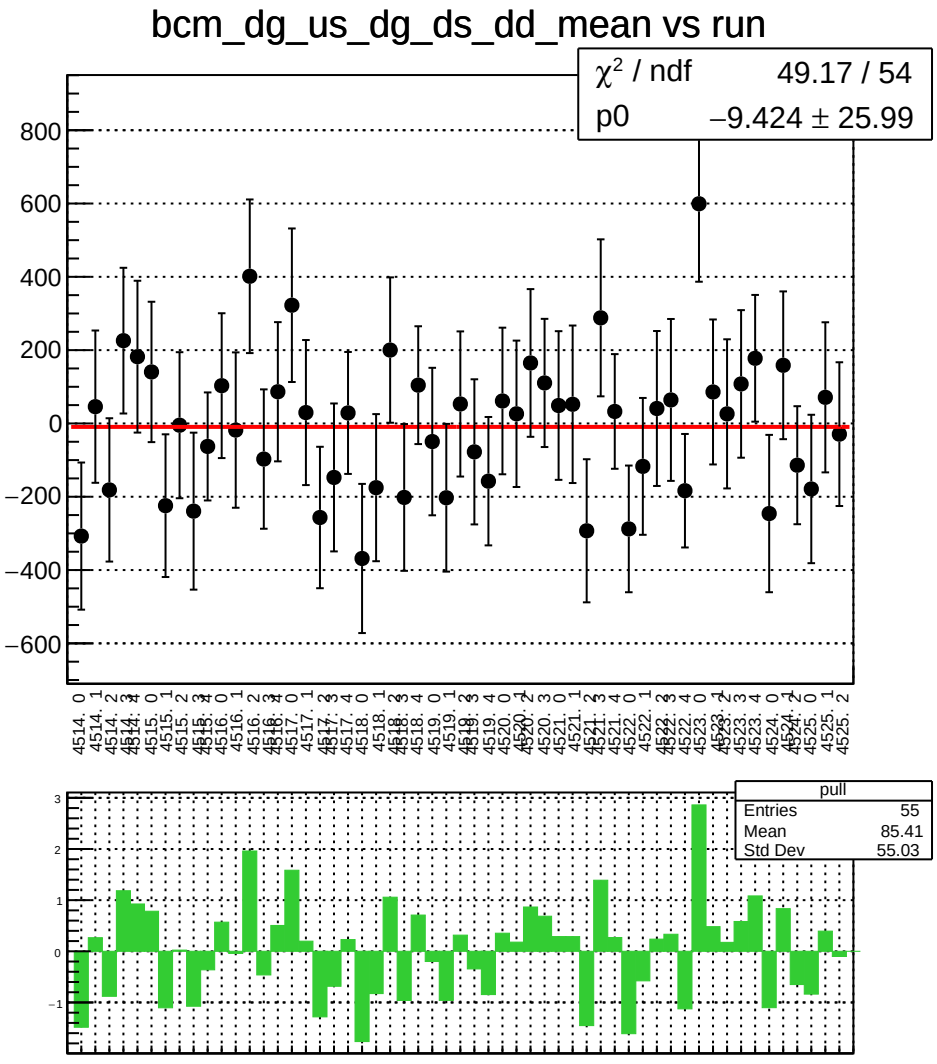
bcm_dg_us_dg_ds_dd_mean vs run
χ² / ndf 49.17 / 54
p0 −9.424 ± 25.99
pull
Entries 55
Mean 85.41
Std Dev 55.03

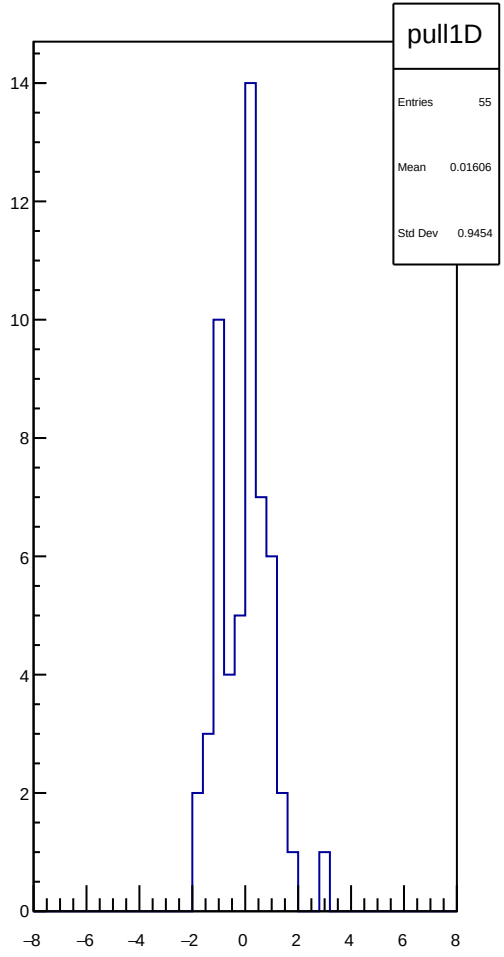
pull1D
Entries 55
Mean 0.01606
Std Dev 0.9454

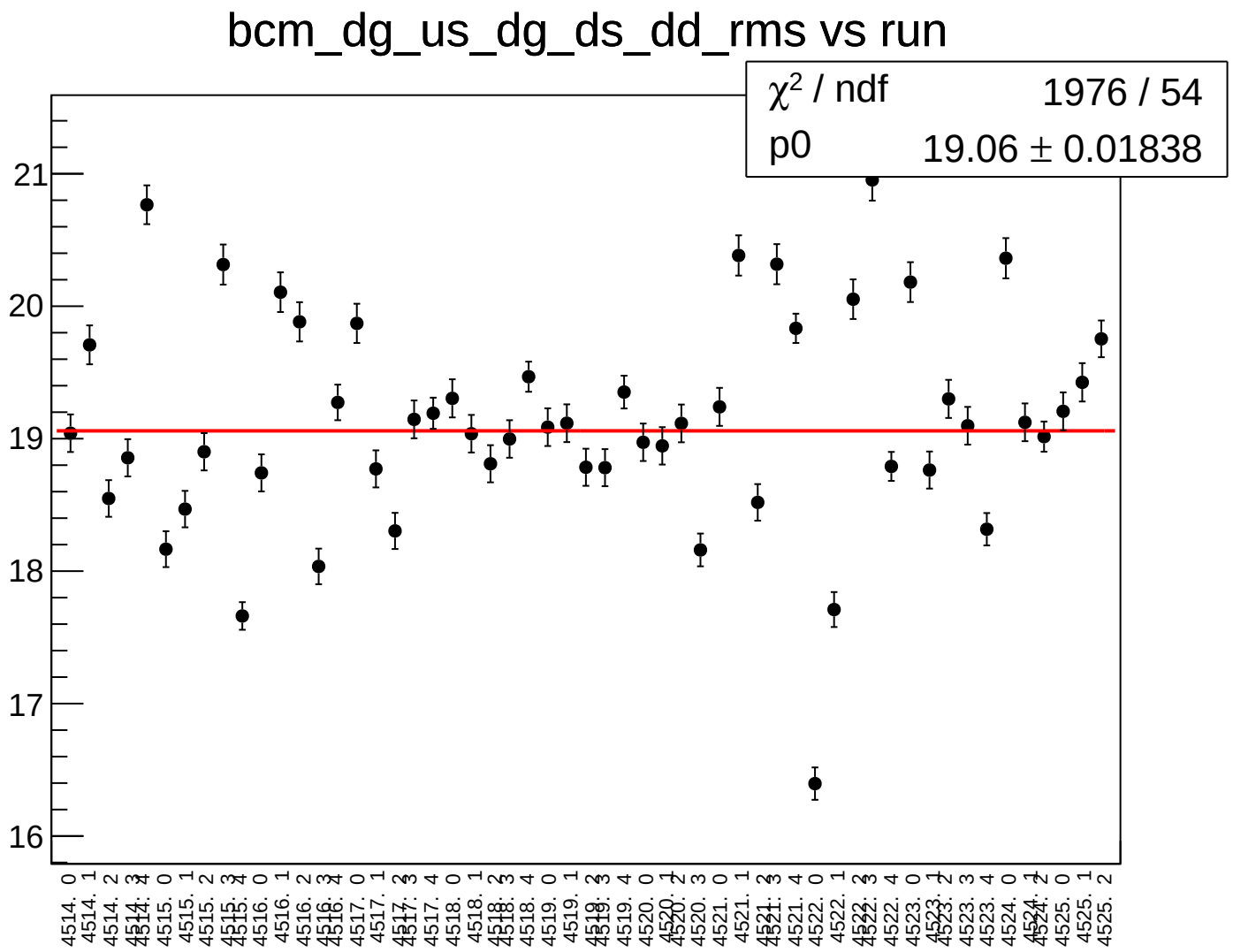
bcm_dg_us_dg_ds_dd_rms vs run
χ2 / ndf 1976 / 54
p0 19.06 ± 0.01838
21
20
19
18
17
16
4514. 0
4514. 1
4514. 2
4514. 3
4514. 4
4515. 0
4515. 1
4515. 2
4515. 3
4515. 4
4516. 0
4516. 1
4516. 2
4516. 3
4516. 4
4517. 0
4517. 1
4517. 2
4517. 3
4517. 4
4518. 0
4518. 1
4518. 2
4518. 3
4518. 4
4519. 0
4519. 1
4519. 2
4519. 3
4519. 4
4520. 0
4520. 1
4520. 2
4520. 3
4521. 0
4521. 1
4521. 2
4521. 3
4521. 4
4522. 0
4522. 1
4522. 2
4522. 3
4522. 4
4523. 0
4523. 1
4523. 2
4523. 3
4523. 4
4524. 0
4524. 1
4524. 2
4525. 0
4525. 1
4525. 2

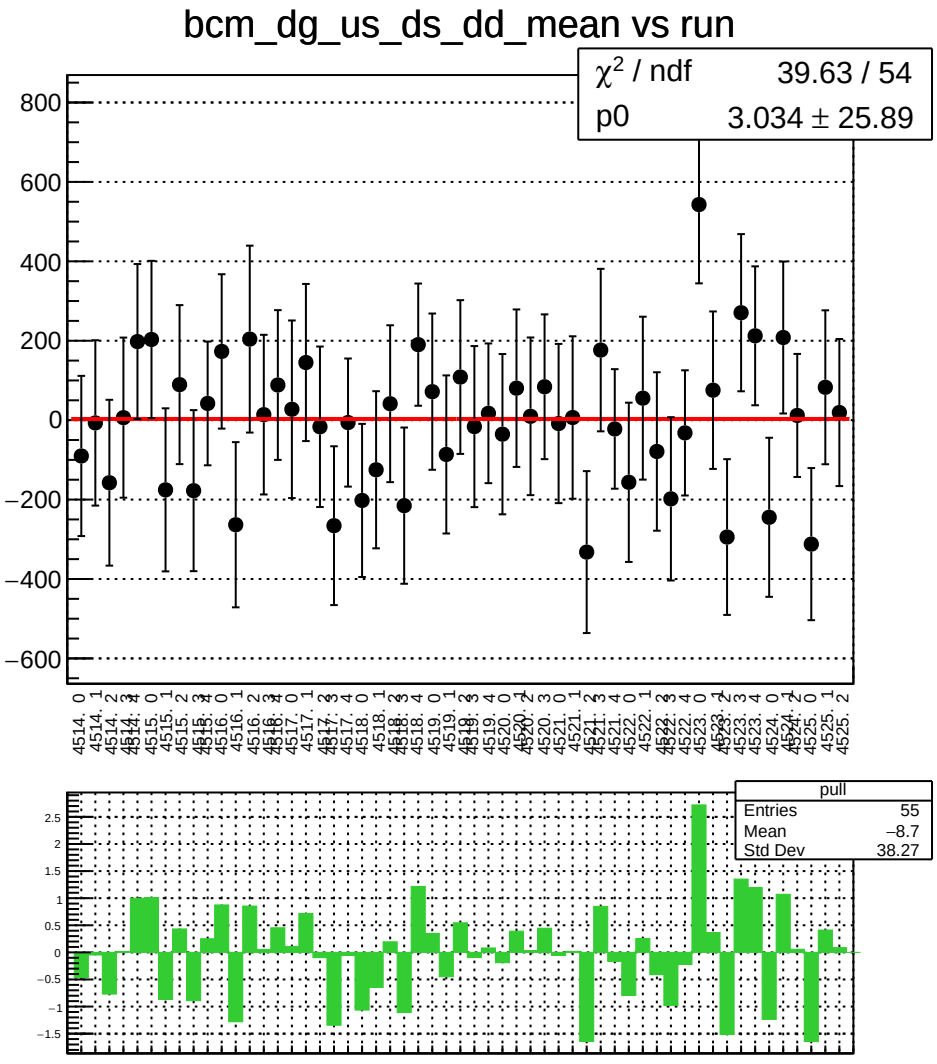
bcm_dg_us_ds_dd_mean vs run
χ^2 / ndf 39.63 / 54
p0 3.034 ± 25.89
pull
Entries 55
Mean −8.7
Std Dev 38.27

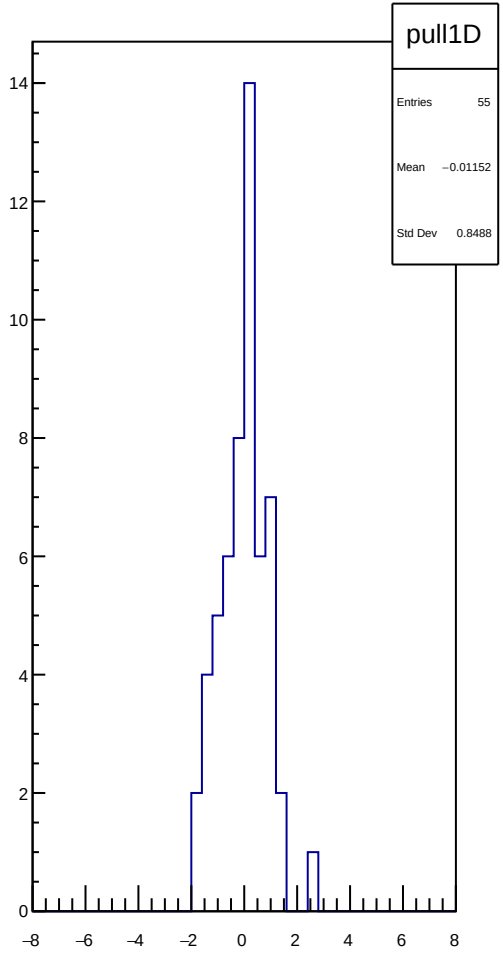
pull1D
Entries 55
Mean −0.01152
Std Dev 0.8488

bcm_dg_us_ds_dd_rms vs run

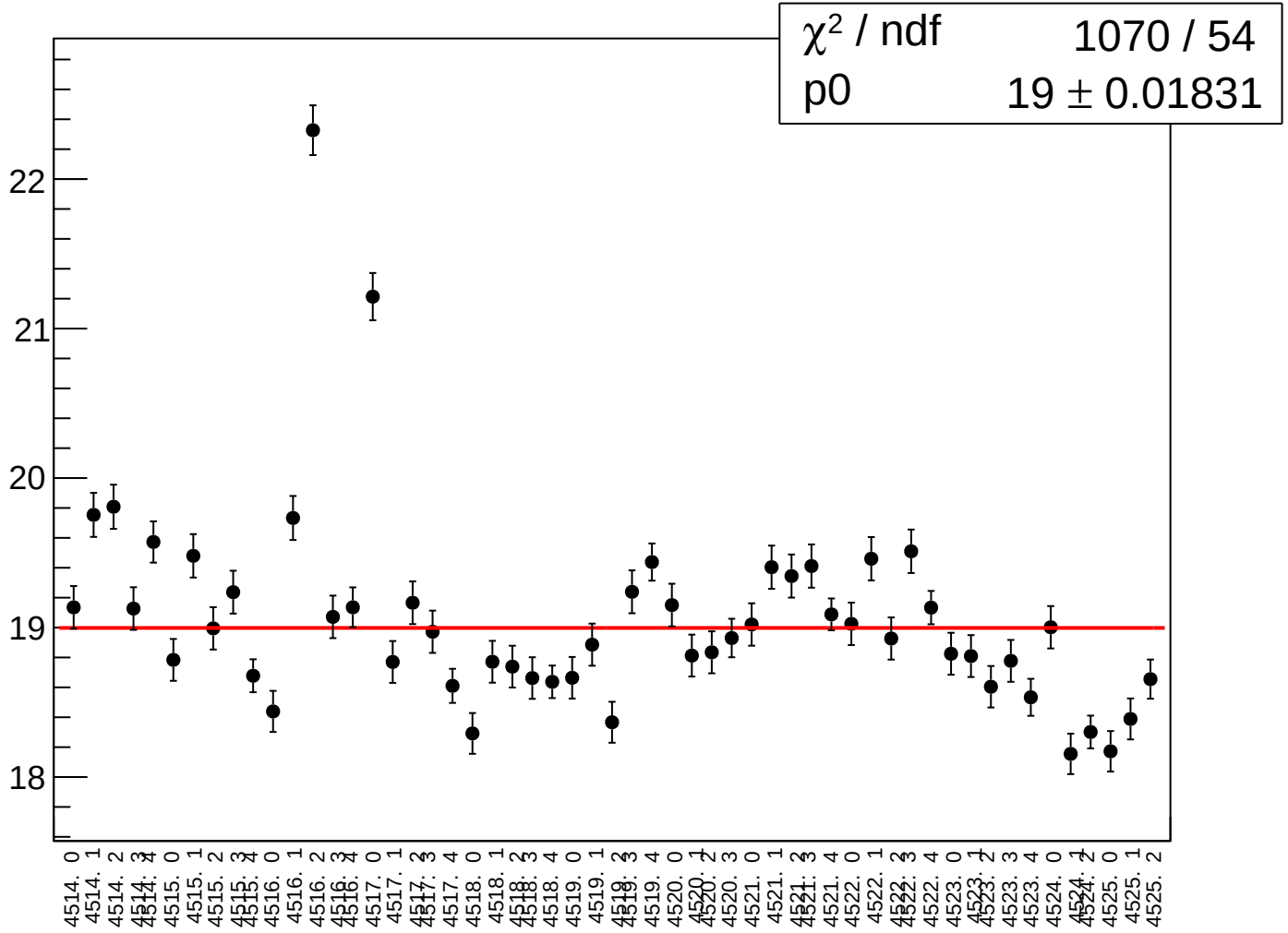

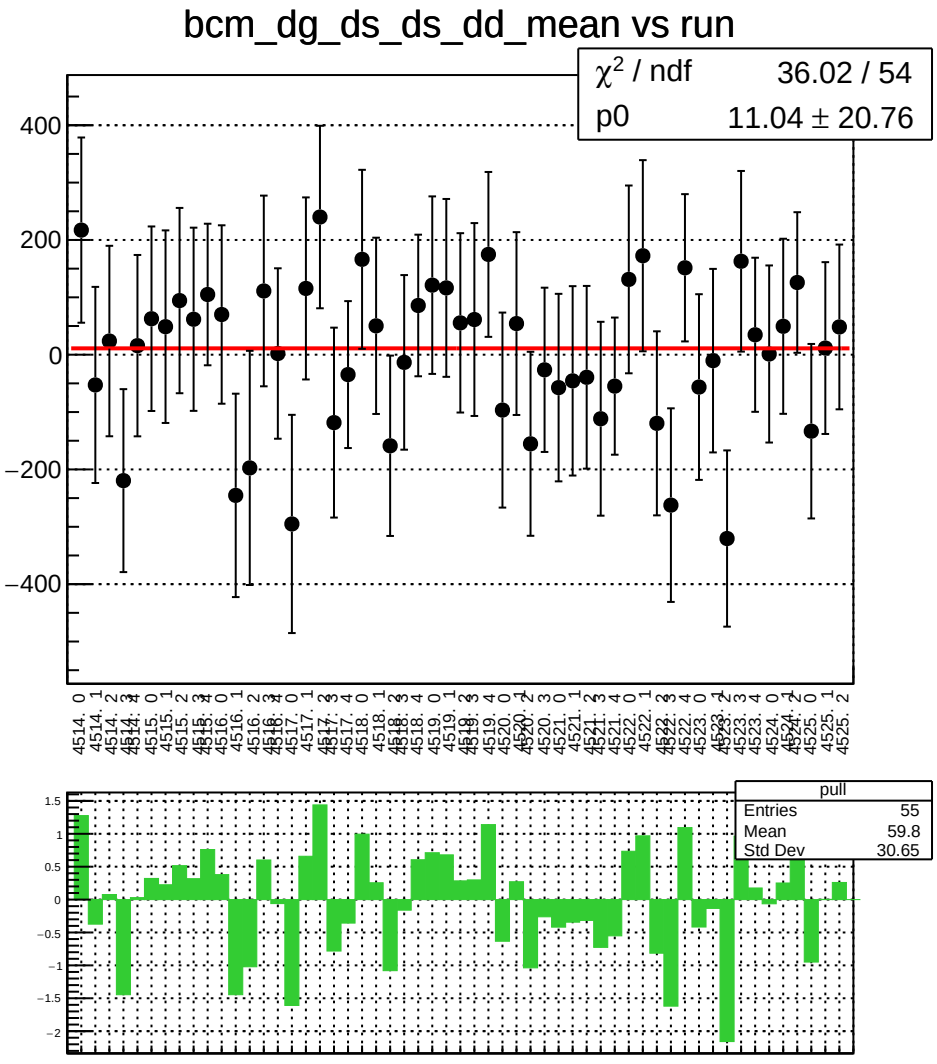
bcm_dg_ds_ds_dd_mean vs run
χ^2 / ndf 36.02 / 54
p0 11.04 ± 20.76
pull
Entries 55
Mean 59.8
Std Dev 30.65

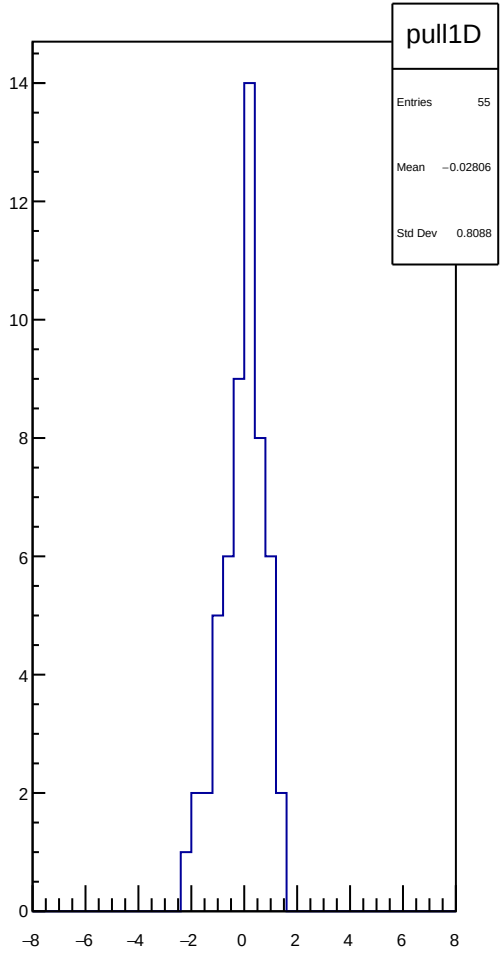
pull1D
Entries 55
Mean −0.02806
Std Dev 0.8088

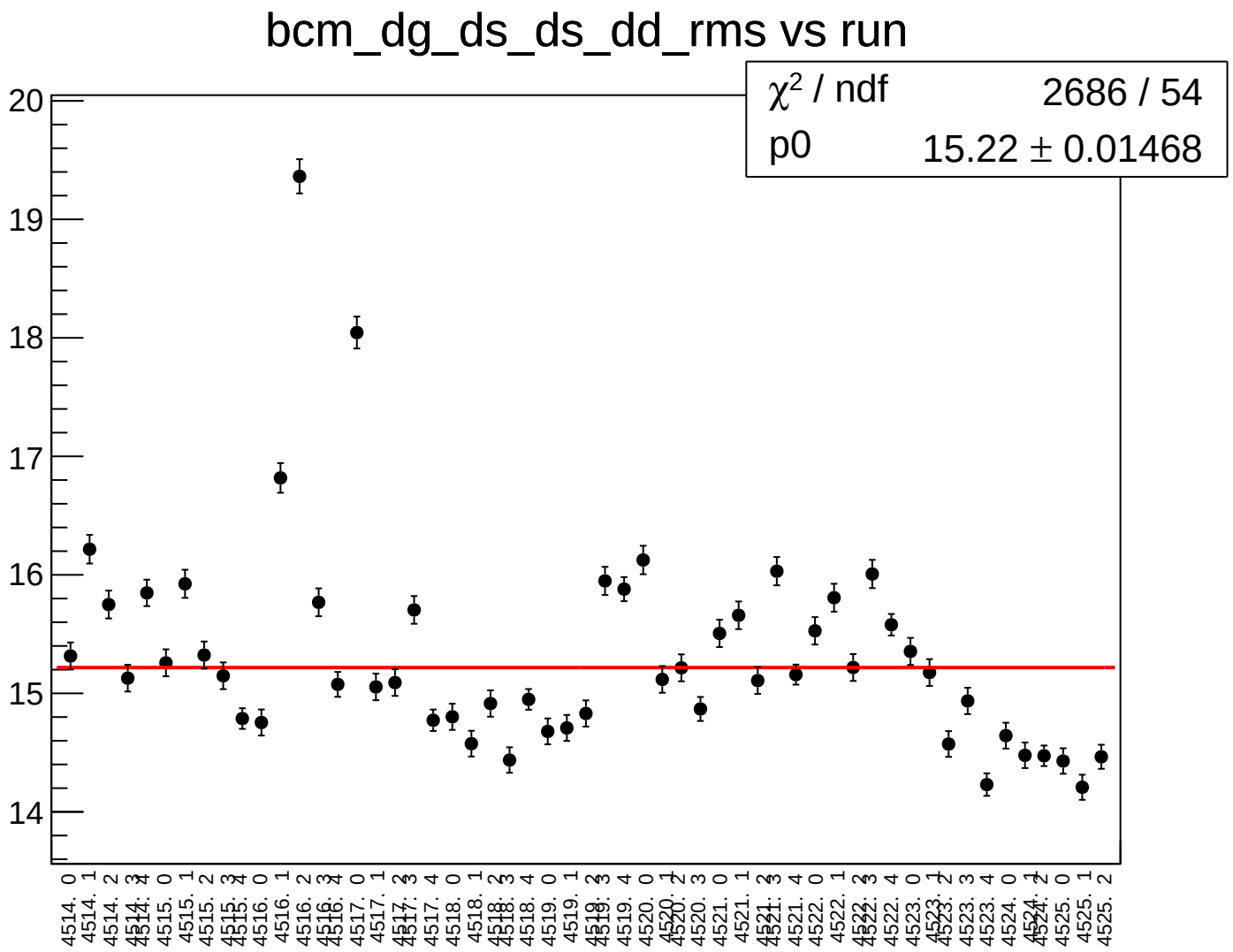
bcm_dg_ds_ds_dd_rms vs run
χ2 / ndf 2686 / 54
p0 15.22 ± 0.01468
20
19
18
17
16
15
14
4514. 0
4514. 1
4514. 2
4514. 3
4514. 4
4515. 0
4515. 1
4515. 2
4515. 3
4515. 4
4516. 0
4516. 1
4516. 2
4516. 3
4516. 4
4517. 0
4517. 1
4517. 2
4517. 3
4517. 4
4518. 0
4518. 1
4518. 2
4518. 3
4518. 4
4519. 0
4519. 1
4519. 2
4519. 3
4519. 4
4520. 0
4520. 1
4520. 2
4520. 3
4521. 0
4521. 1
4521. 2
4521. 3
4521. 4
4522. 0
4522. 1
4522. 2
4522. 3
4522. 4
4523. 0
4523. 1
4523. 2
4523. 3
4523. 4
4524. 0
4524. 1
4524. 2
4525. 0
4525. 1
4525. 2

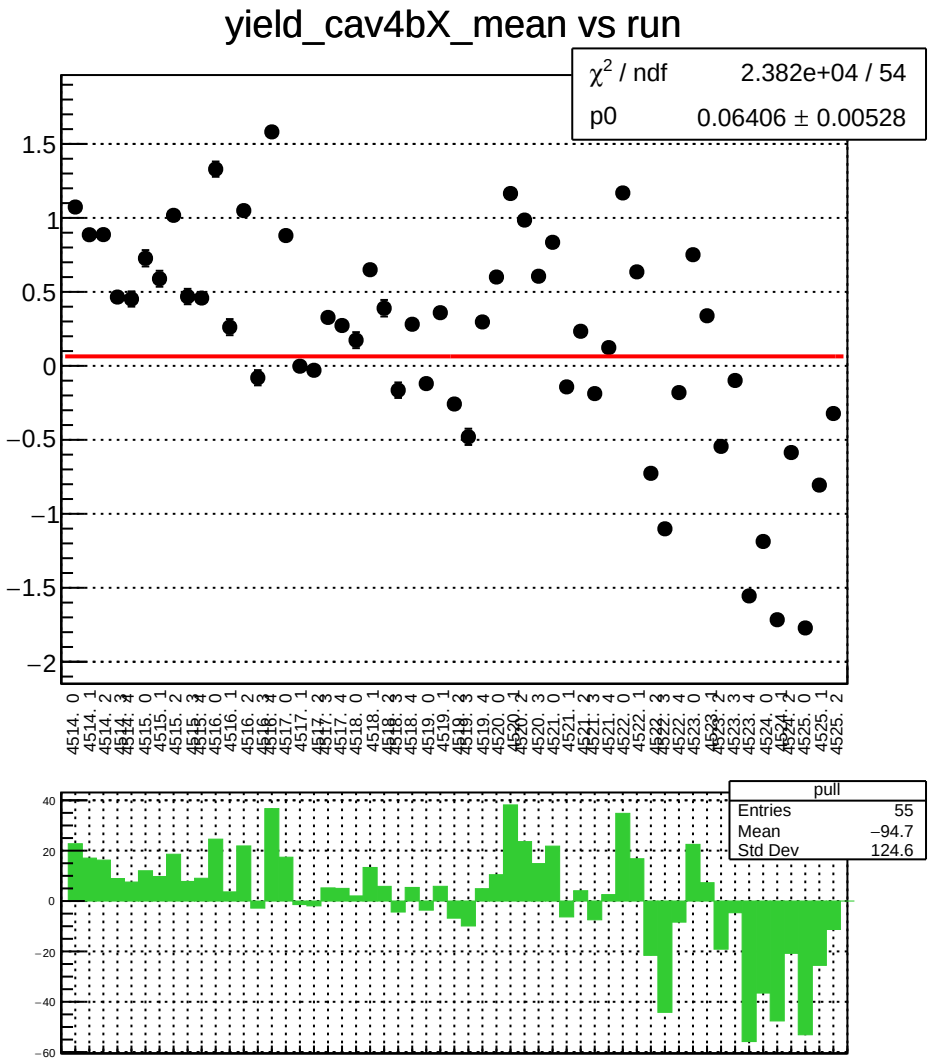
yield_cav4bX_mean vs run
χ² / ndf 2.382e+04 / 54
p0 0.06406 ± 0.00528
pull
Entries 55
Mean −94.7
Std Dev 124.6

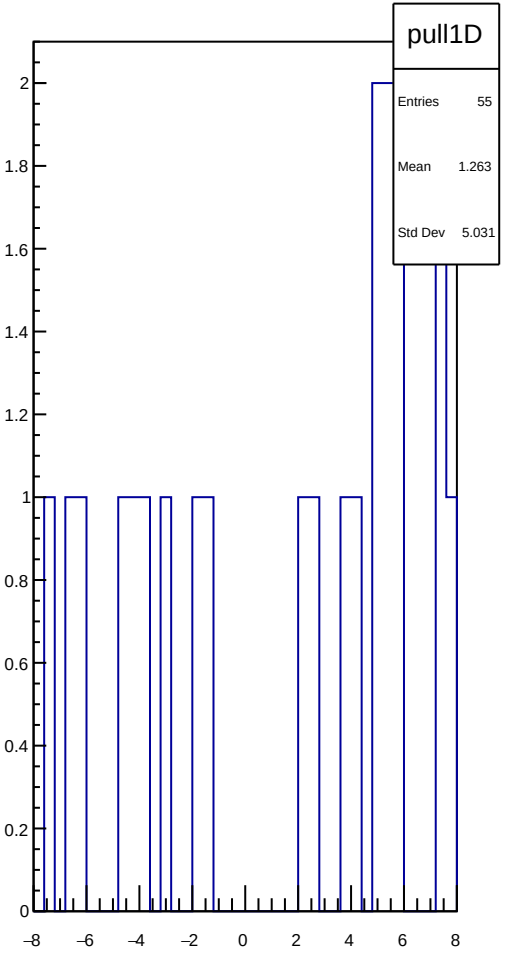
pull1D
Entries 55
Mean 1.263
Std Dev 5.031

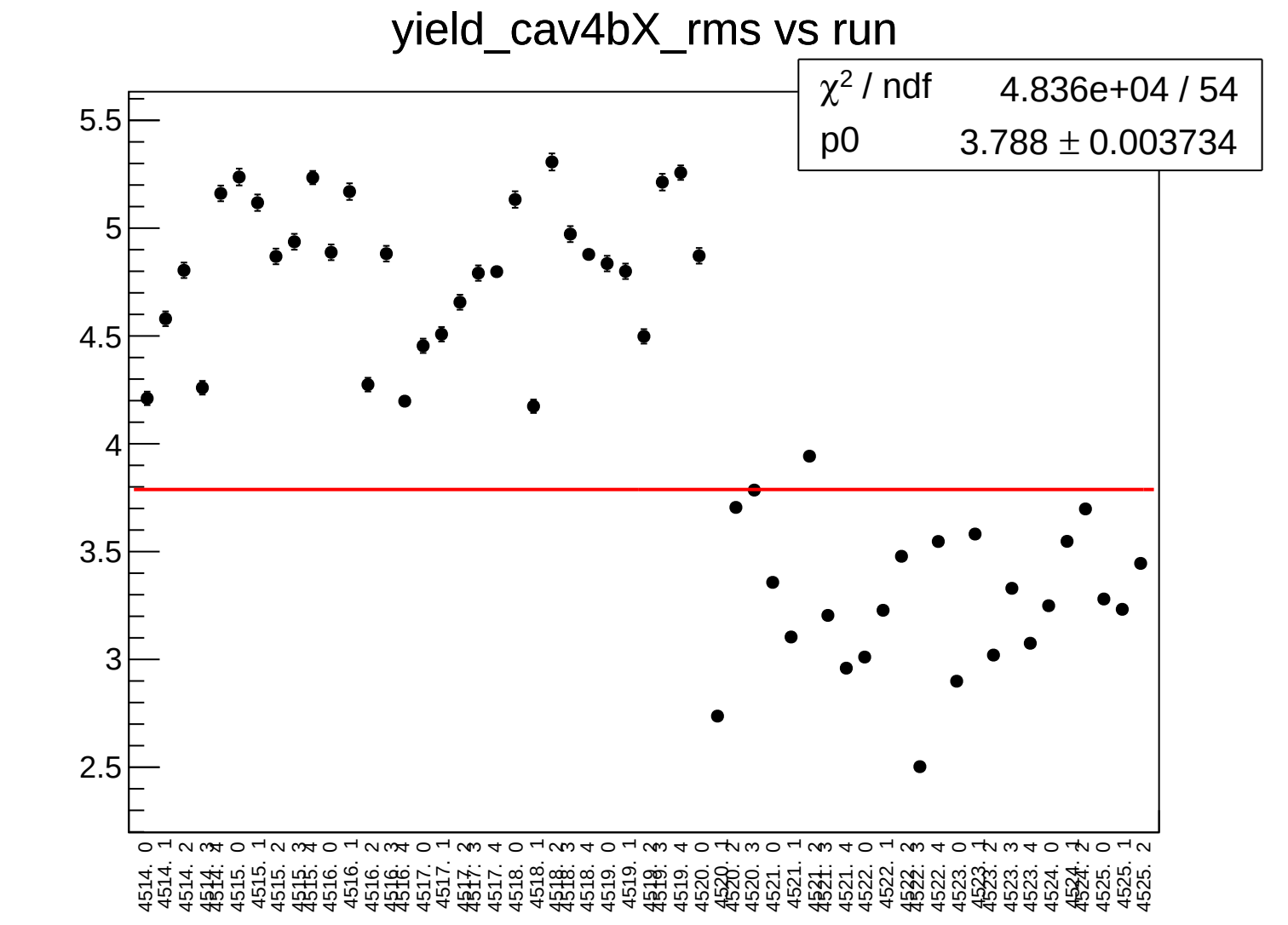
yield_cav4bX_rms vs run
χ2 / ndf 4.836e+04 / 54
p0 3.788 ± 0.003734
5.5
5
4.5
4
3.5
3
2.5
4514. 0
4514. 1
4514. 2
4514. 3
4514. 4
4515. 0
4515. 1
4515. 2
4515. 3
4515. 4
4516. 0
4516. 1
4516. 2
4516. 3
4516. 4
4517. 0
4517. 1
4517. 2
4517. 3
4517. 4
4518. 0
4518. 1
4518. 2
4518. 3
4518. 4
4519. 0
4519. 1
4519. 2
4519. 3
4519. 4
4520. 0
4520. 1
4520. 2
4520. 3
4521. 0
4521. 1
4521. 2
4521. 3
4521. 4
4522. 0
4522. 1
4522. 2
4522. 3
4522. 4
4523. 0
4523. 1
4523. 2
4523. 3
4523. 4
4524. 0
4524. 1
4524. 2
4525. 0
4525. 1
4525. 2

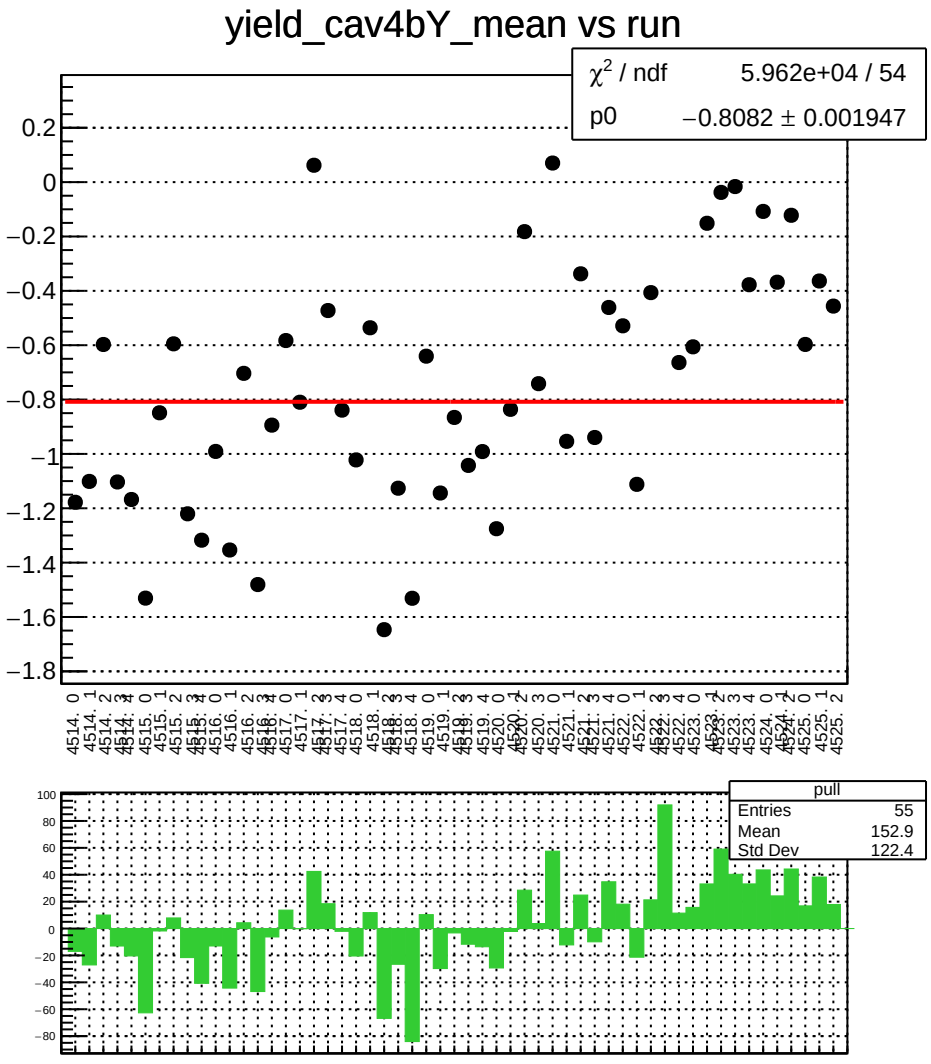
yield_cav4bY_mean vs run
χ^2 / ndf 5.962e+04 / 54
p0 −0.8082 ± 0.001947
pull
Entries 55
Mean 152.9
Std Dev 122.4

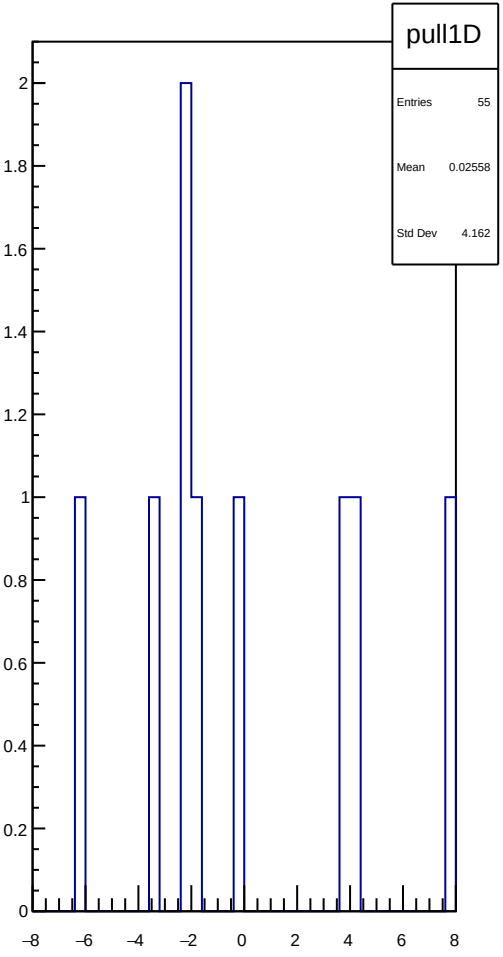
pull1D
Entries 55
Mean 0.02558
Std Dev 4.162

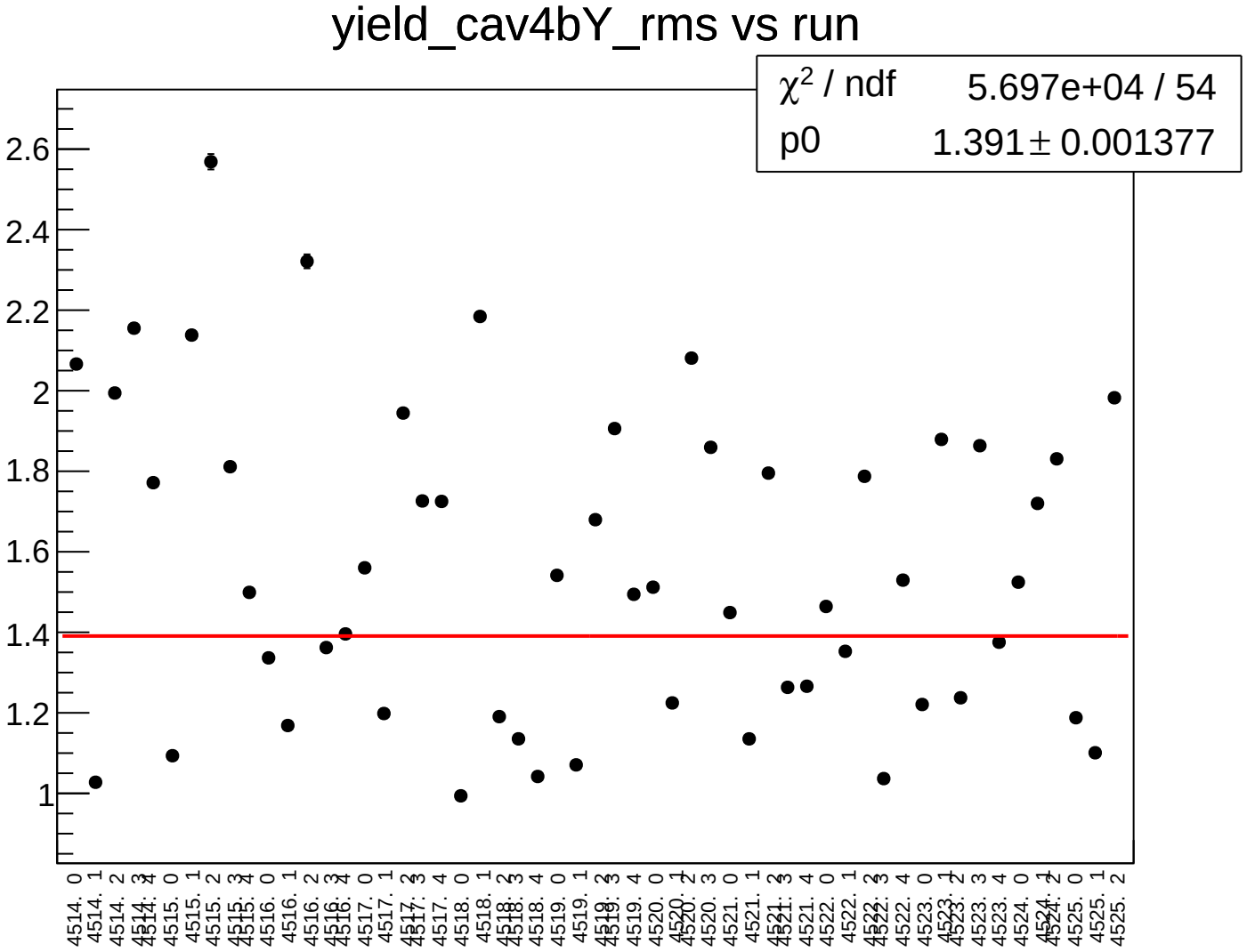
yield_cav4bY_rms vs run
χ^2 / ndf 5.697e+04 / 54
p0 1.391 ± 0.001377
2.6
2.4
2.2
2
1.8
1.6
1.4
1.2
1
4514. 0
4514. 1
4514. 2
4514. 3
4514. 4
4515. 0
4515. 1
4515. 2
4515. 3
4515. 4
4516. 0
4516. 1
4516. 2
4516. 3
4516. 4
4517. 0
4517. 1
4517. 2
4517. 3
4517. 4
4518. 0
4518. 1
4518. 2
4518. 3
4518. 4
4519. 0
4519. 1
4519. 2
4519. 3
4519. 4
4520. 0
4520. 1
4520. 2
4520. 3
4521. 0
4521. 1
4521. 2
4521. 3
4521. 4
4522. 0
4522. 1
4522. 2
4522. 3
4522. 4
4523. 0
4523. 1
4523. 2
4523. 3
4523. 4
4524. 0
4524. 1
4524. 2
4525. 0
4525. 1
4525. 2

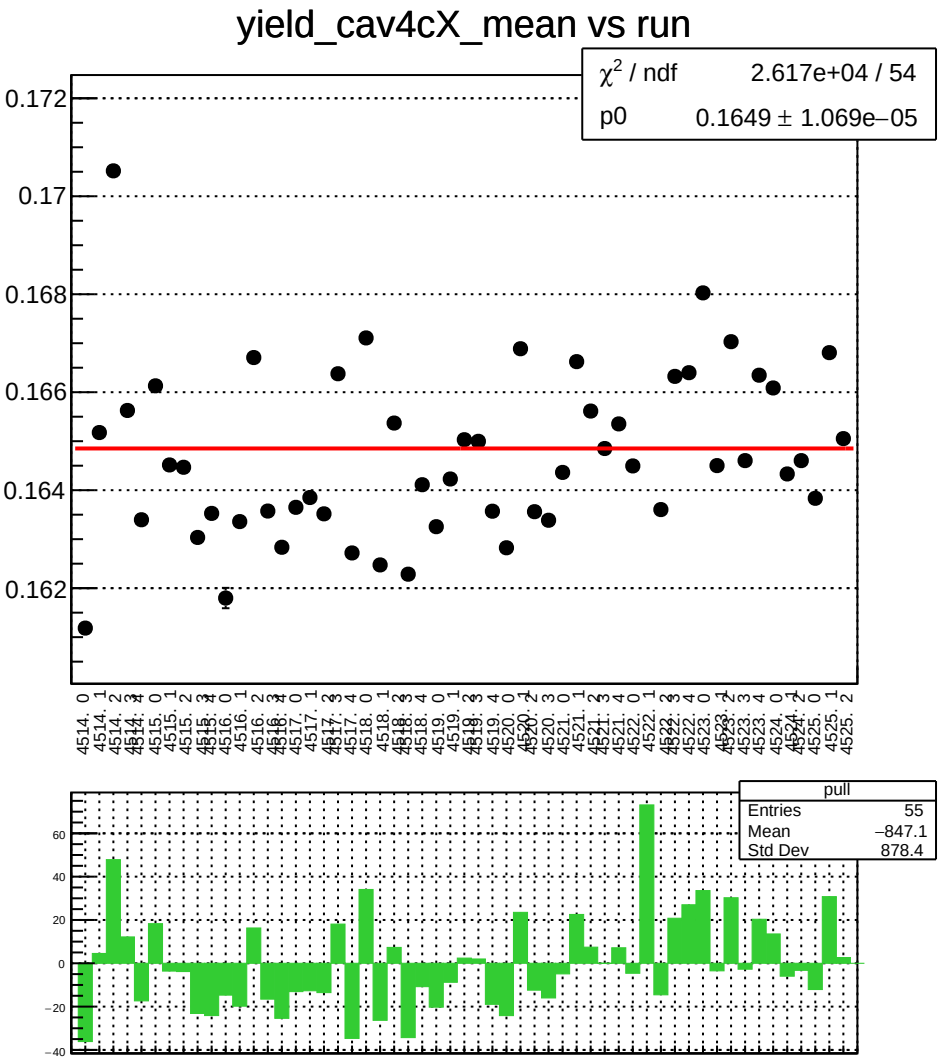
yield_cav4cX_mean vs run
χ^2 / ndf 2.617e+04 / 54
p0 0.1649 ± 1.069e−05
0.172
0.17
0.168
0.166
0.164
0.162
pull
Entries 55
Mean −847.1
Std Dev 878.4
60
40
20
0
−20
−40

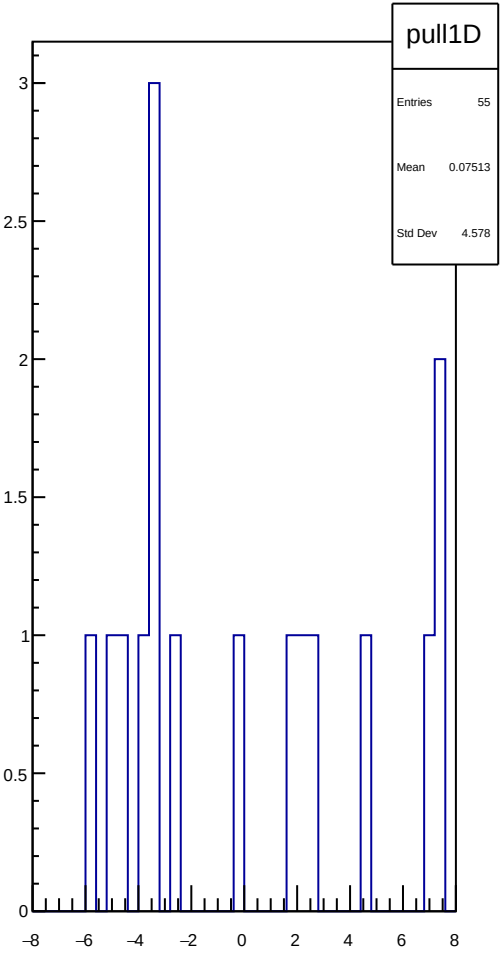
pull1D
Entries 55
Mean 0.07513
Std Dev 4.578
3
2.5
2
1.5
1
0.5
0
−8
−6
−4
−2
0
2
4
6
8

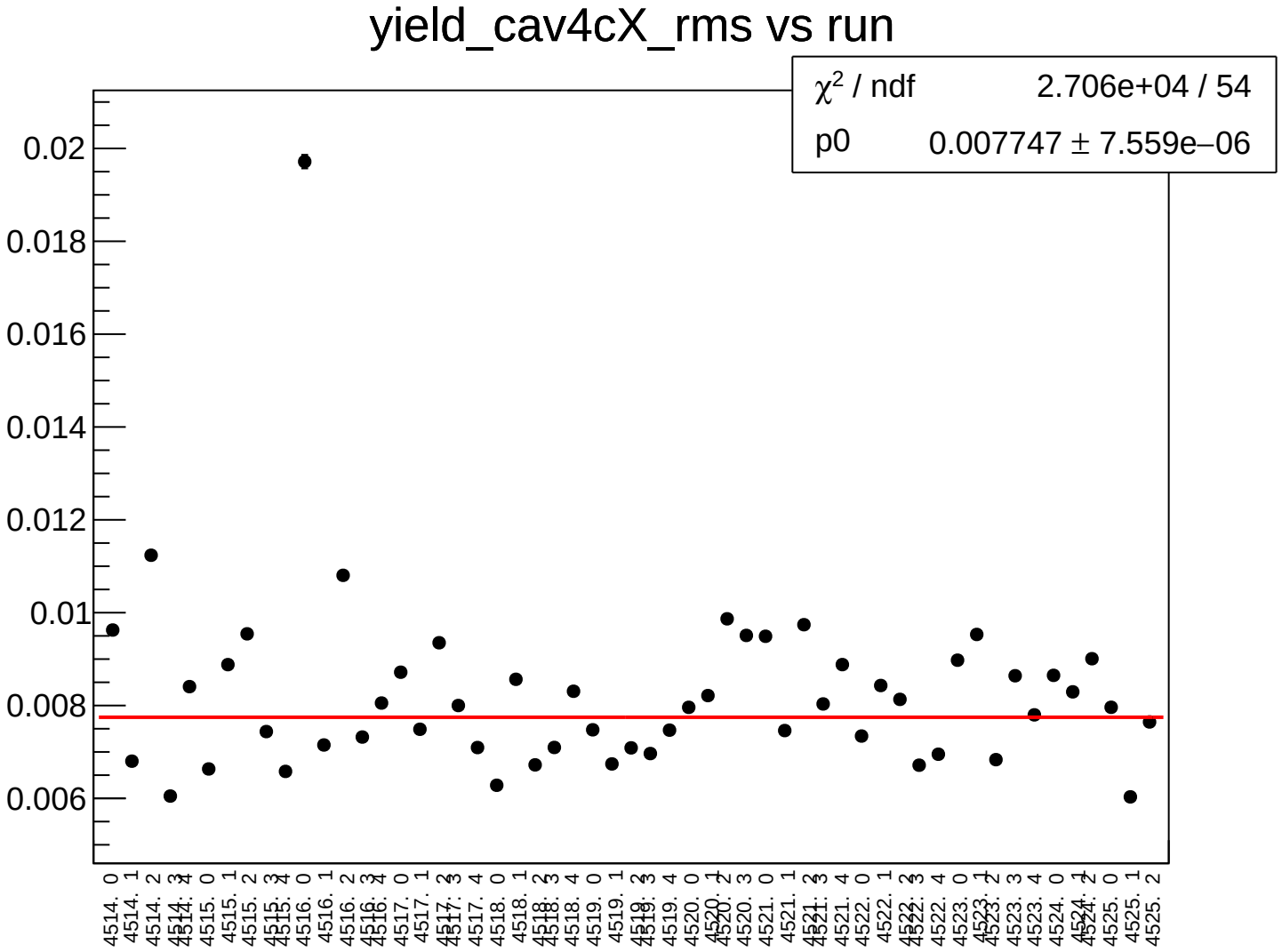
yield_cav4cX_rms vs run
χ^2 / ndf 2.706e+04 / 54
p0 0.007747 ± 7.559e−06
0.02
0.018
0.016
0.014
0.012
0.01
0.008
0.006

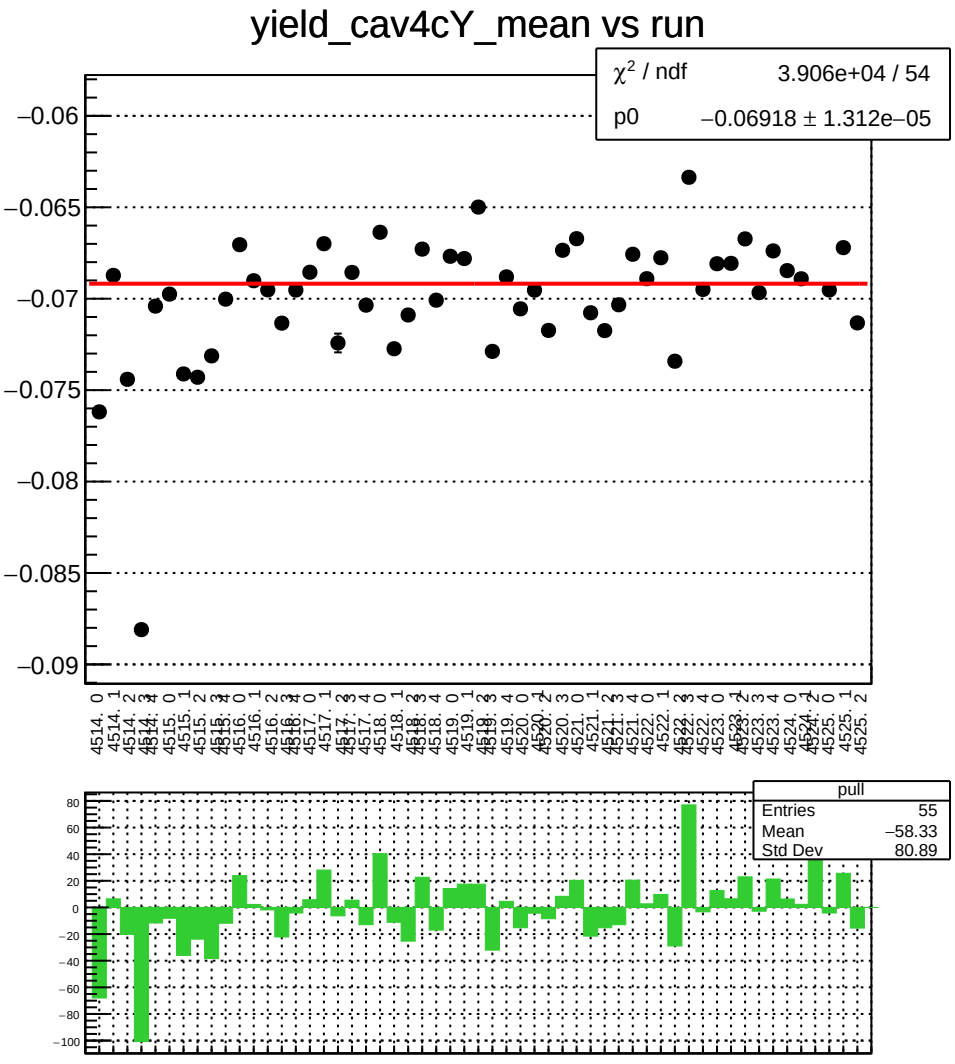
yield_cav4cY_mean vs run
χ² / ndf 3.906e+04 / 54
p0 −0.06918 ± 1.312e−05
pull
Entries 55
Mean −58.33
Std Dev 80.89

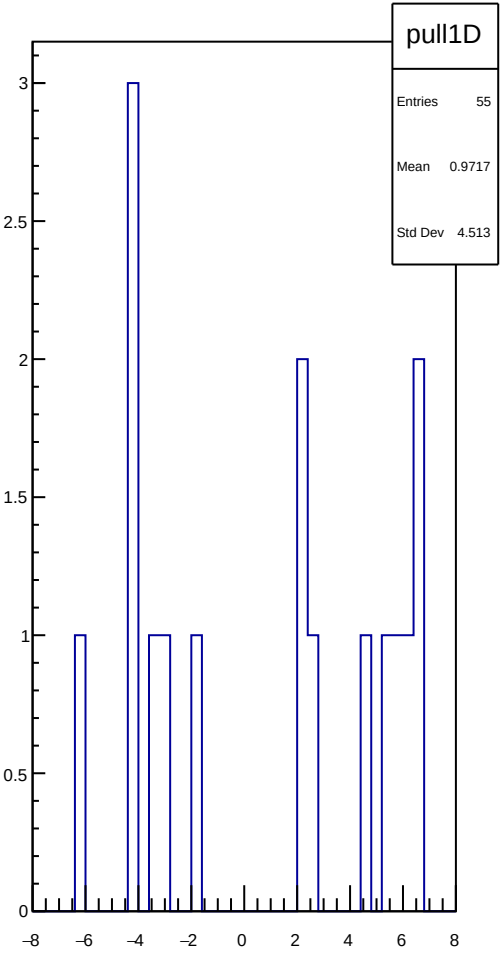
pull1D
Entries 55
Mean 0.9717
Std Dev 4.513

yield_cav4cY_rms vs run

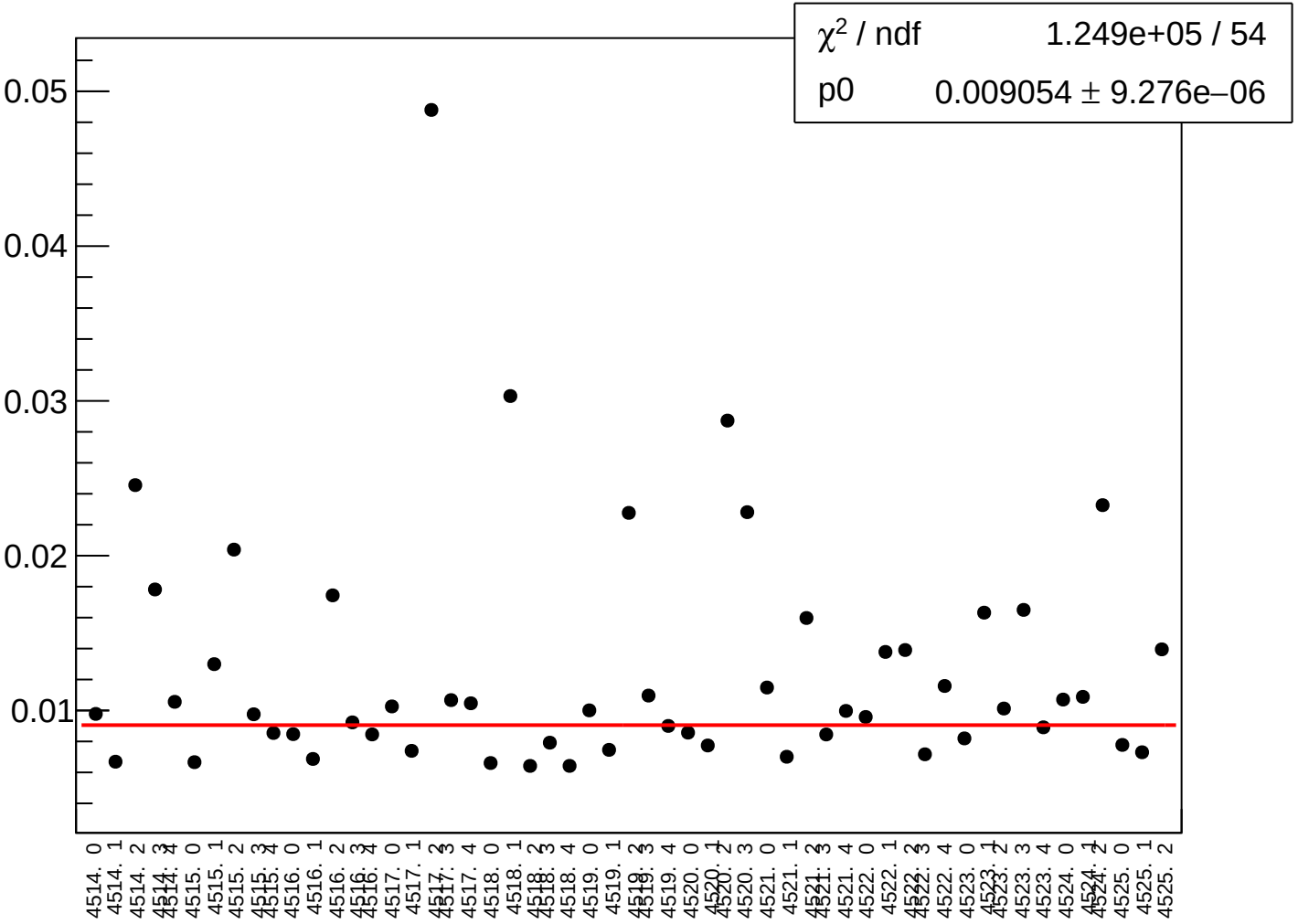

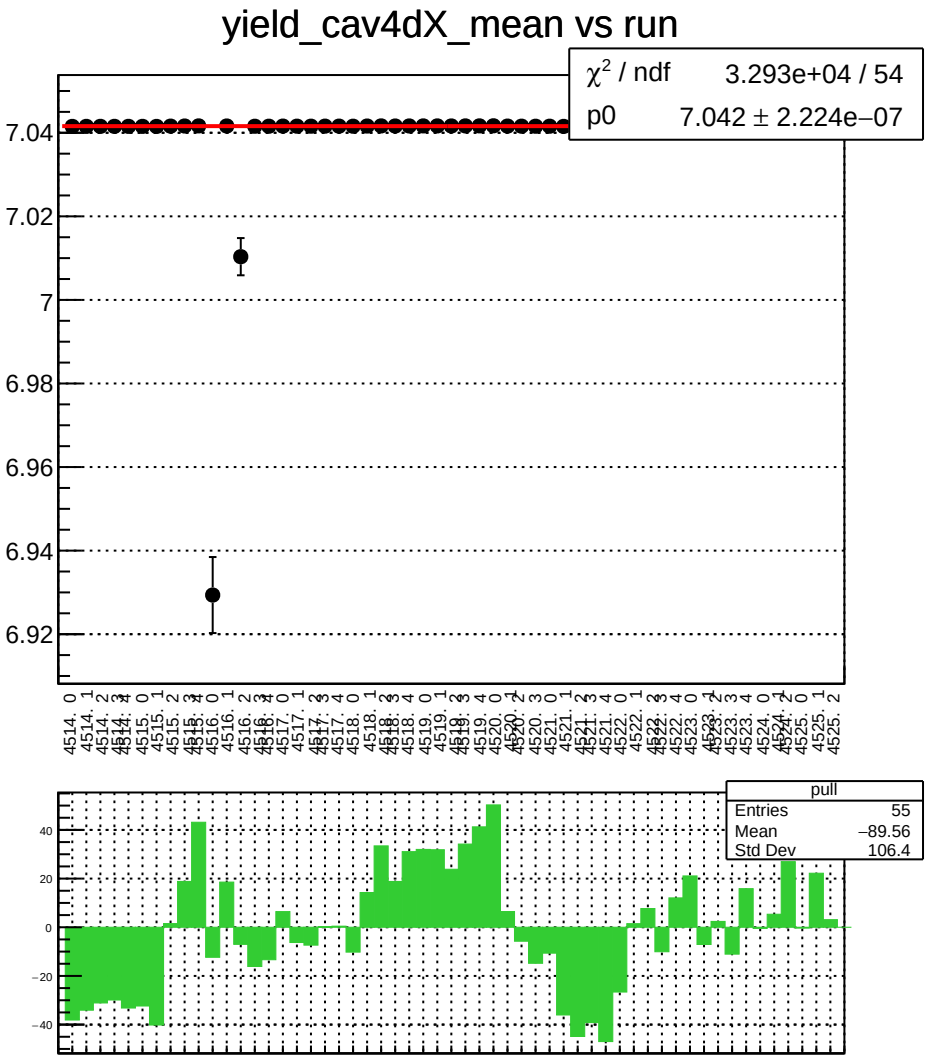
yield_cav4dX_mean vs run
χ^2 / ndf 3.293e+04 / 54
p0 7.042 ± 2.224e−07
7.04
7.02
7
6.98
6.96
6.94
6.92
pull
Entries 55
Mean −89.56
Std Dev 106.4
40
20
0
−20
−40

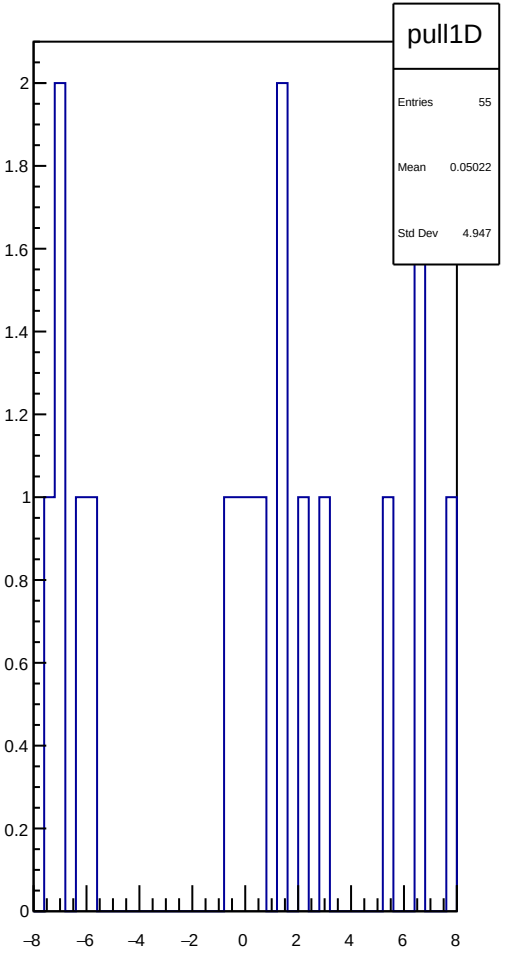
pull1D
Entries 55
Mean 0.05022
Std Dev 4.947
2
1.8
1.6
1.4
1.2
1
0.8
0.6
0.4
0.2
0
−8
−6
−4
−2
0
2
4
6
8

yield_cav4dX_rms vs run

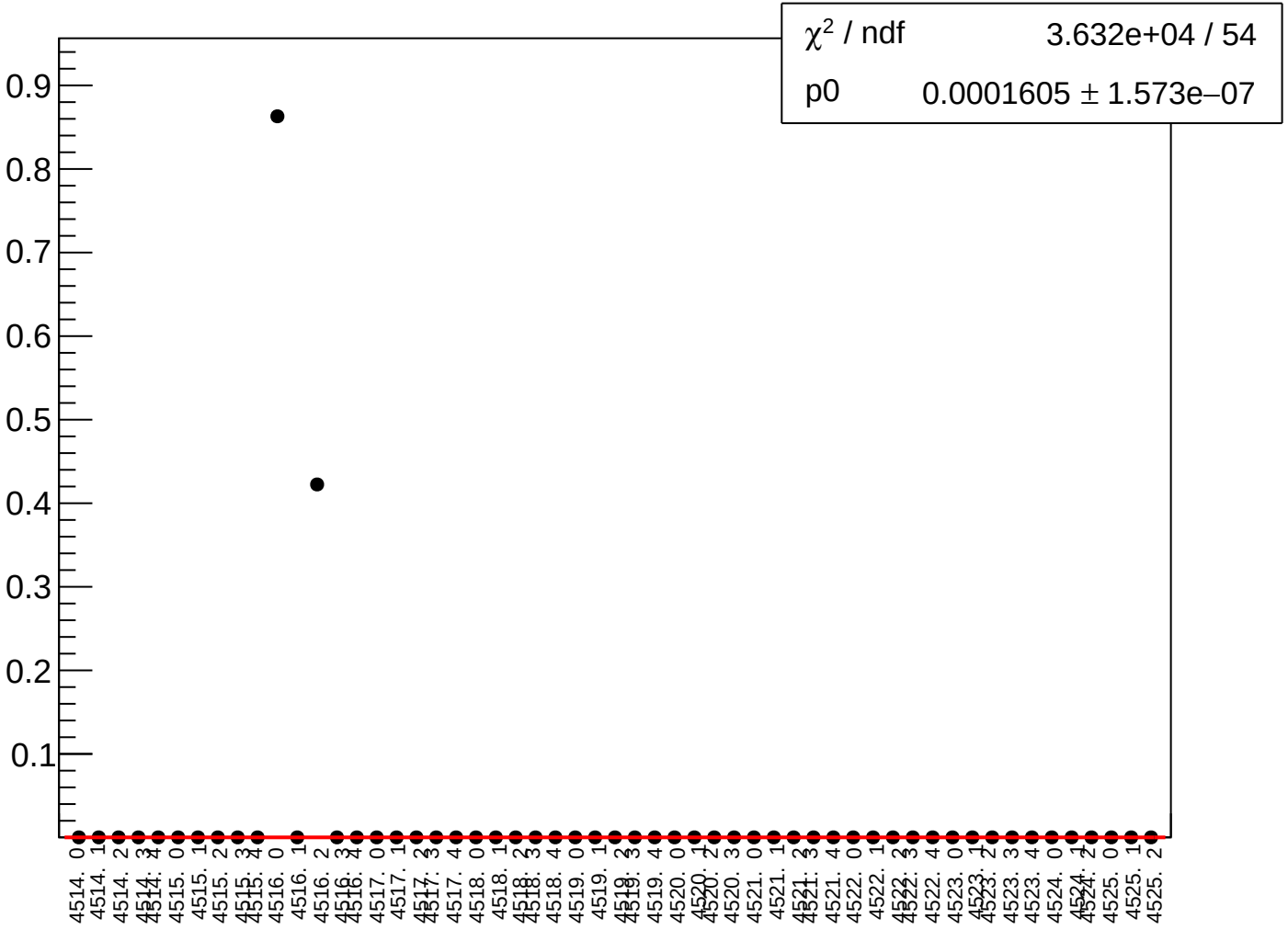

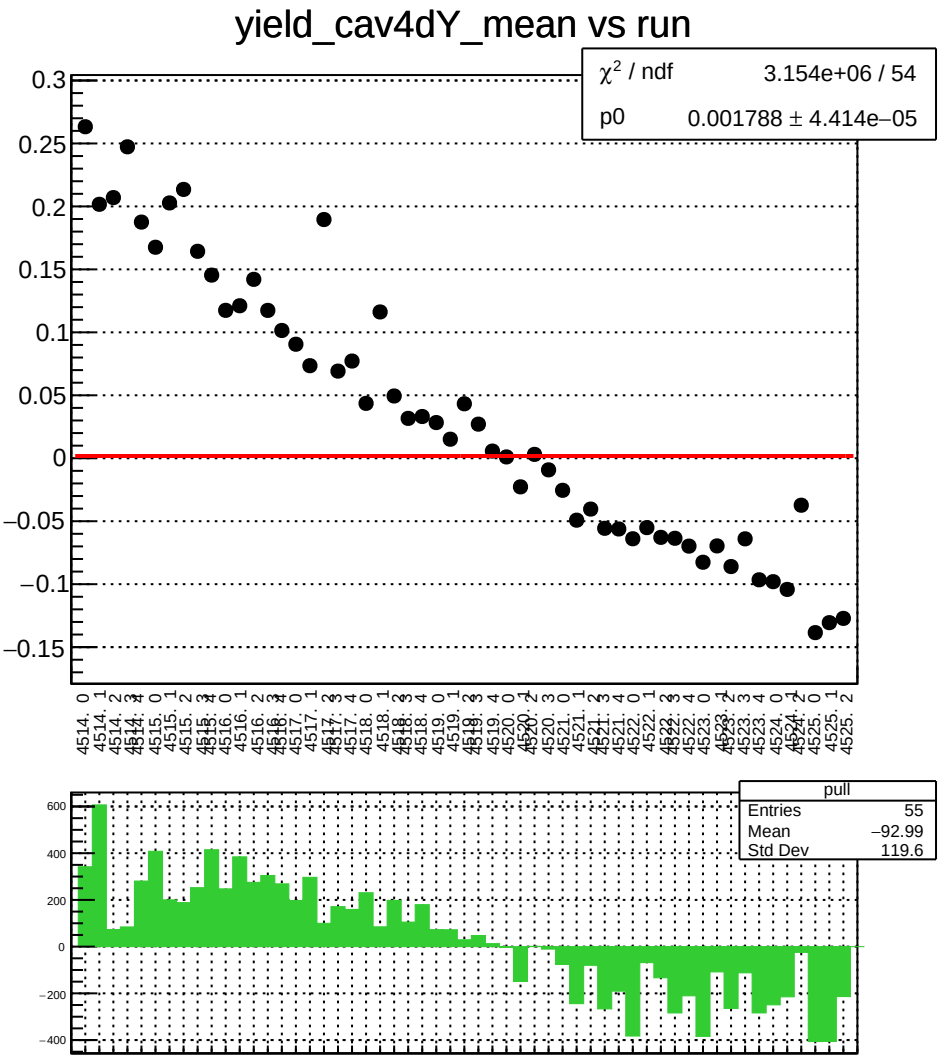
yield_cav4dY_mean vs run
χ² / ndf 3.154e+06 / 54
p0 0.001788 ± 4.414e−05
pull
Entries 55
Mean −92.99
Std Dev 119.6

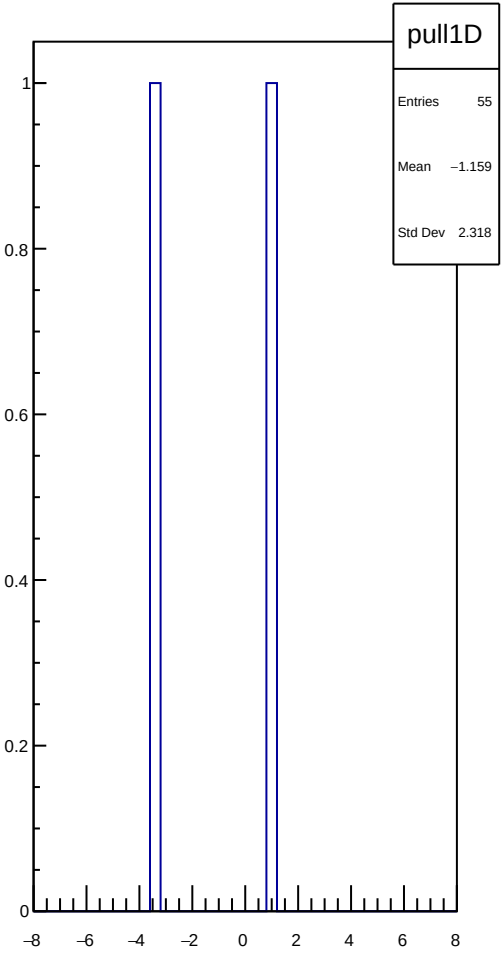
pull1D
Entries 55
Mean −1.159
Std Dev 2.318

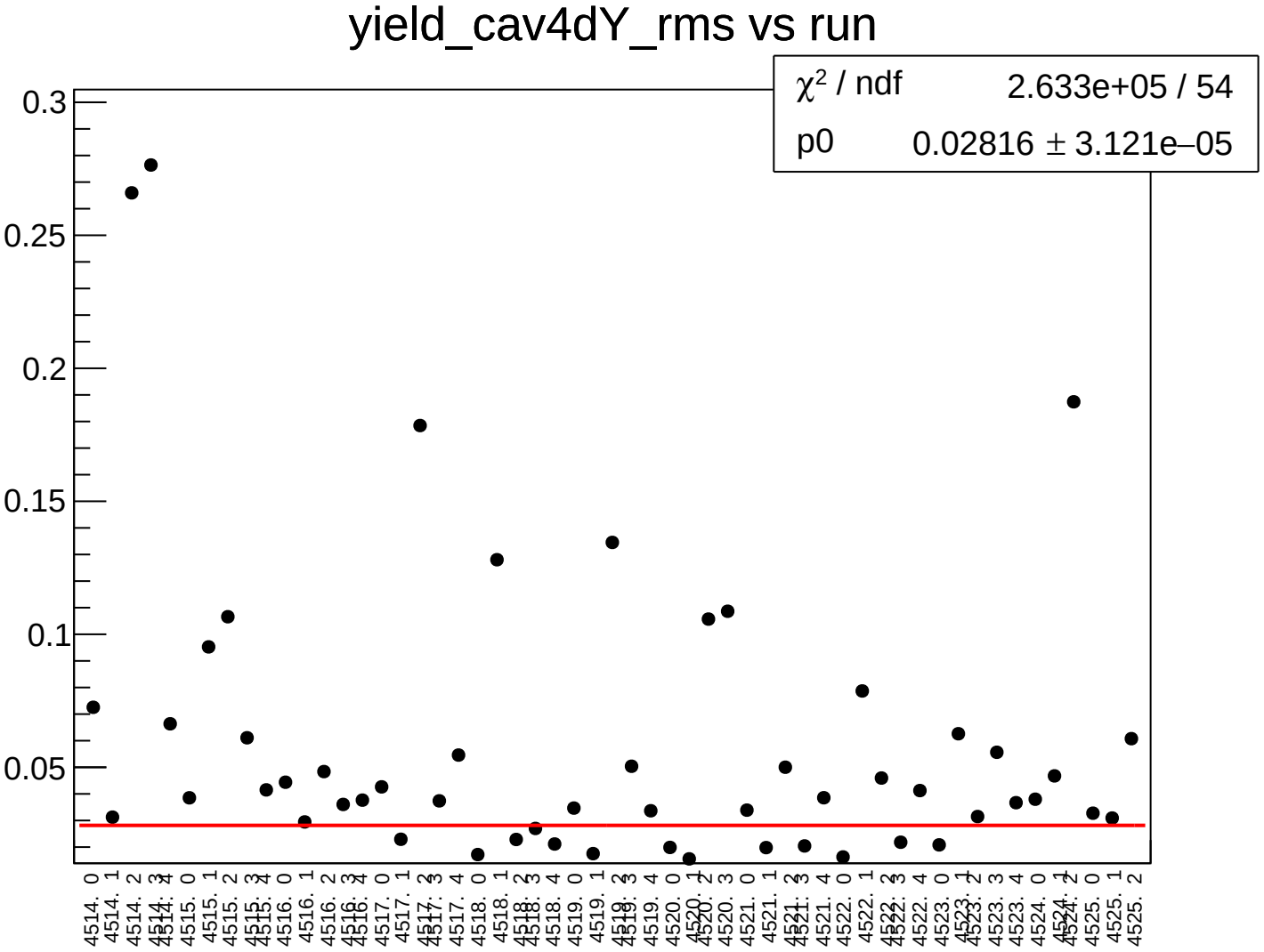
yield_cav4dY_rms vs run
χ² / ndf 2.633e+05 / 54
p0 0.02816 ± 3.121e–05
0.3
0.25
0.2
0.15
0.1
0.05

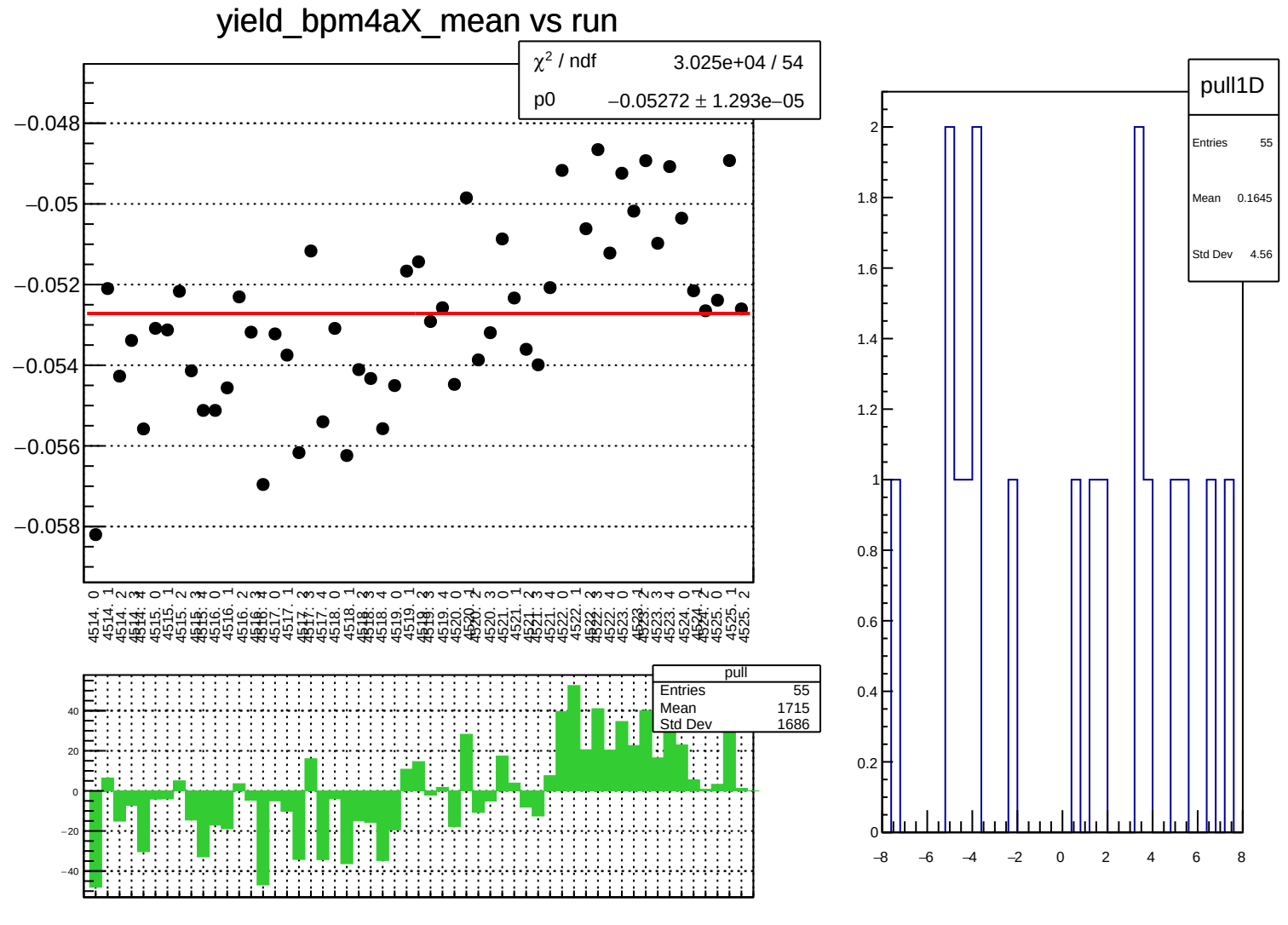
yield_bpm4aX_mean vs run
χ² / ndf 3.025e+04 / 54
p0 −0.05272 ± 1.293e−05
−0.048
−0.05
−0.052
−0.054
−0.056
−0.058
pull
Entries 55
Mean 1715
Std Dev 1686
40
20
0
−20
−40
pull1D
Entries 55
Mean 0.1645
Std Dev 4.56
2
1.8
1.6
1.4
1.2
1
0.8
0.6
0.4
0.2
0
−8
−6
−4
−2
0
2
4
6
8

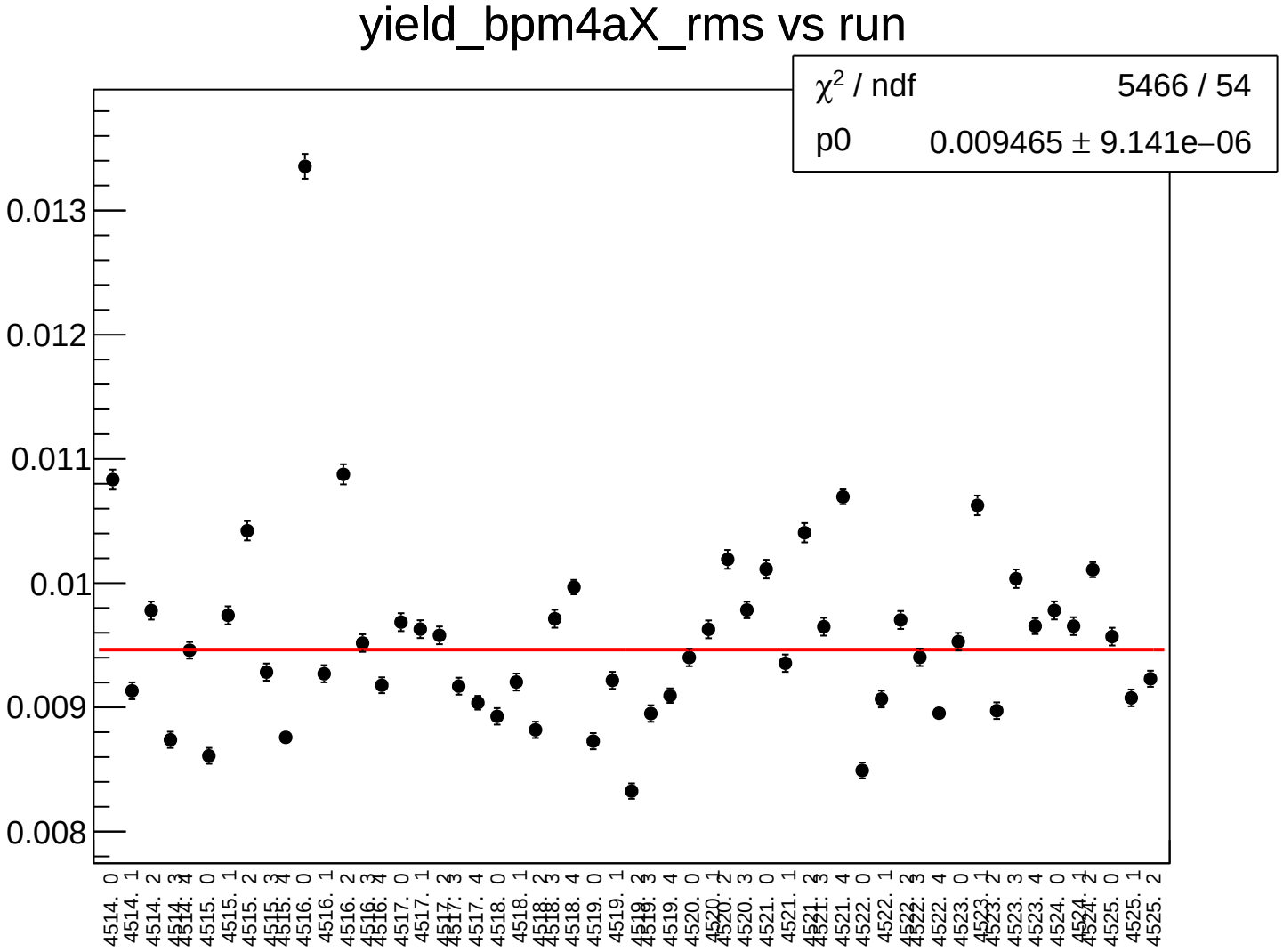
yield_bpm4aX_rms vs run
χ2 / ndf 5466 / 54
p0 0.009465 ± 9.141e−06
0.013
0.012
0.011
0.01
0.009
0.008
4514. 0
4514. 1
4514. 2
4514. 3
4514. 4
4515. 0
4515. 1
4515. 2
4515. 3
4515. 4
4516. 0
4516. 1
4516. 2
4516. 3
4516. 4
4517. 0
4517. 1
4517. 2
4517. 3
4517. 4
4518. 0
4518. 1
4518. 2
4518. 3
4518. 4
4519. 0
4519. 1
4519. 2
4519. 3
4519. 4
4520. 0
4520. 1
4520. 2
4520. 3
4521. 0
4521. 1
4521. 2
4521. 3
4521. 4
4522. 0
4522. 1
4522. 2
4522. 3
4522. 4
4523. 0
4523. 1
4523. 2
4523. 3
4523. 4
4524. 0
4524. 1
4524. 2
4525. 0
4525. 1
4525. 2

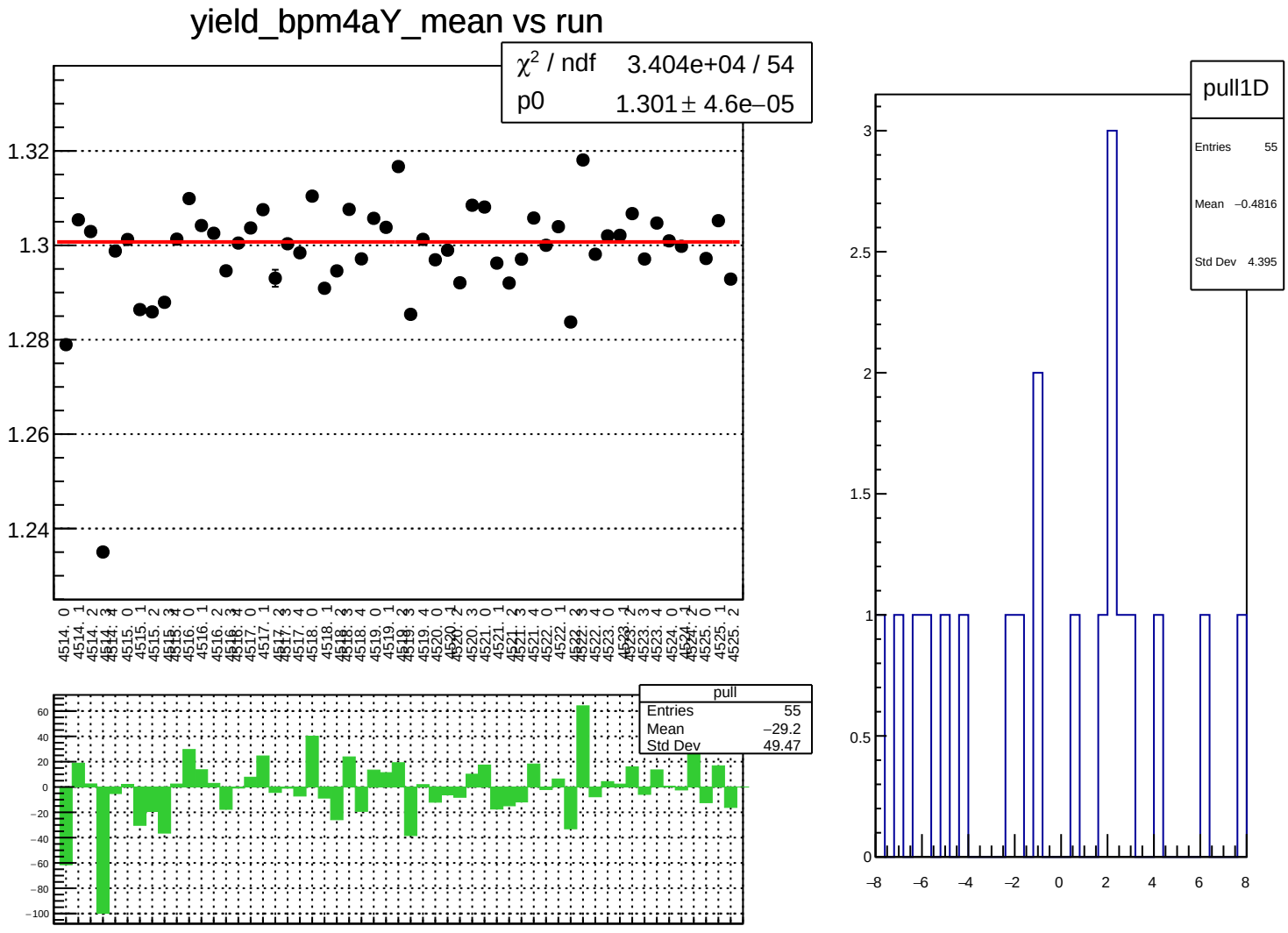
yield_bpm4aY_mean vs run
χ² / ndf 3.404e+04 / 54
p0 1.301 ± 4.6e−05
1.32
1.3
1.28
1.26
1.24
pull
Entries 55
Mean −29.2
Std Dev 49.47
60
40
20
0
−20
−40
−60
−80
−100
pull1D
Entries 55
Mean −0.4816
Std Dev 4.395
3
2.5
2
1.5
1
0.5
0
−8
−6
−4
−2
0
2
4
6
8

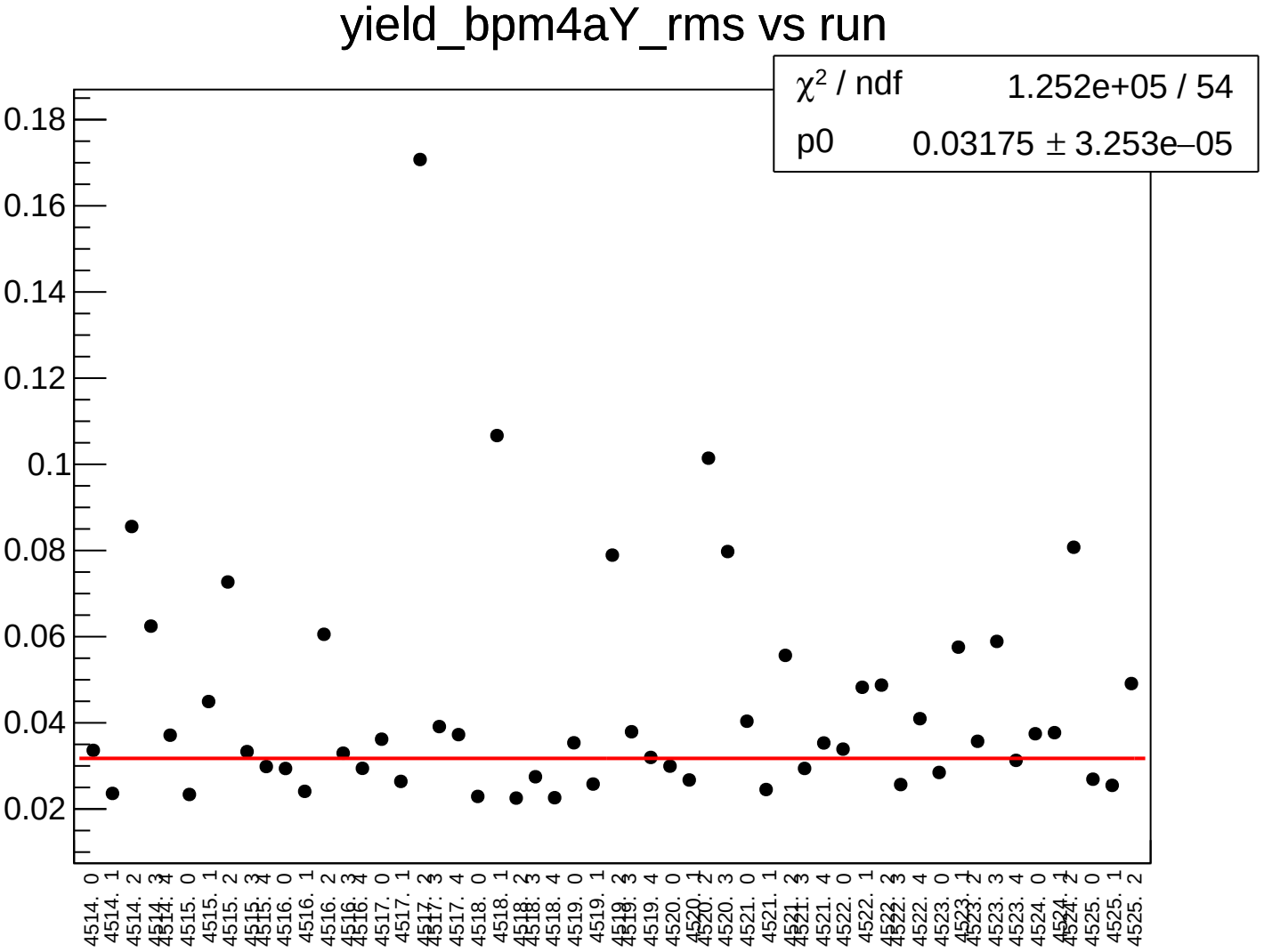
yield_bpm4aY_rms vs run
χ² / ndf 1.252e+05 / 54
p0 0.03175 ± 3.253e–05
0.18
0.16
0.14
0.12
0.1
0.08
0.06
0.04
0.02

yield_bpm4eX_mean vs run

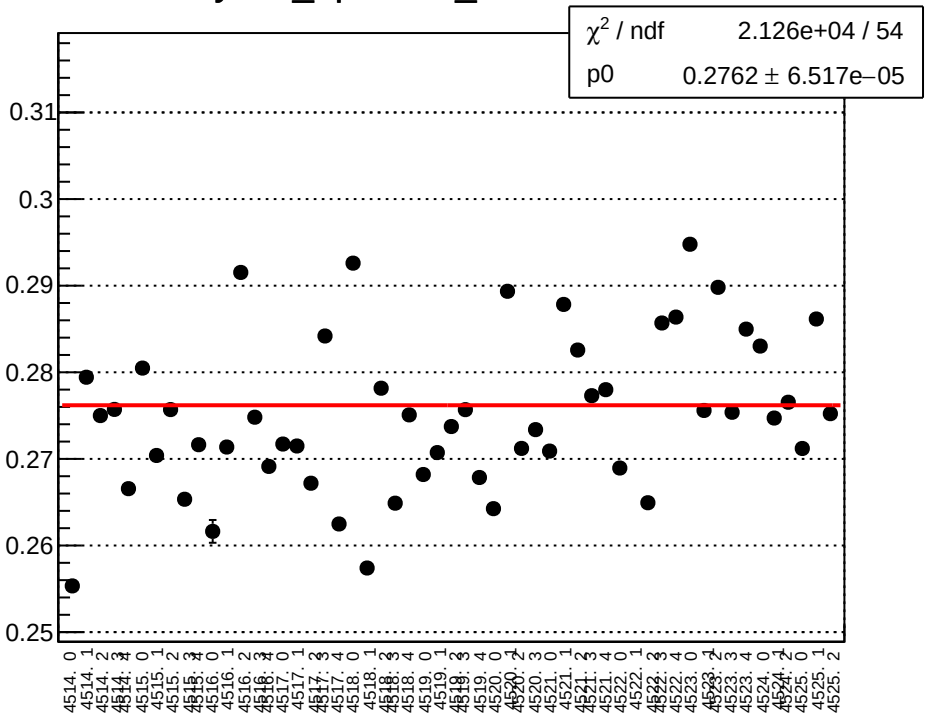

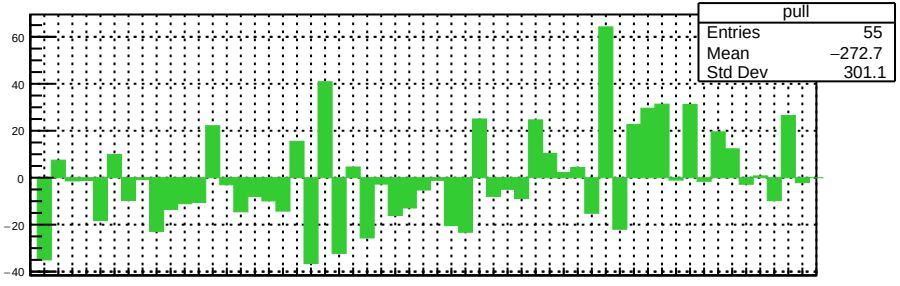

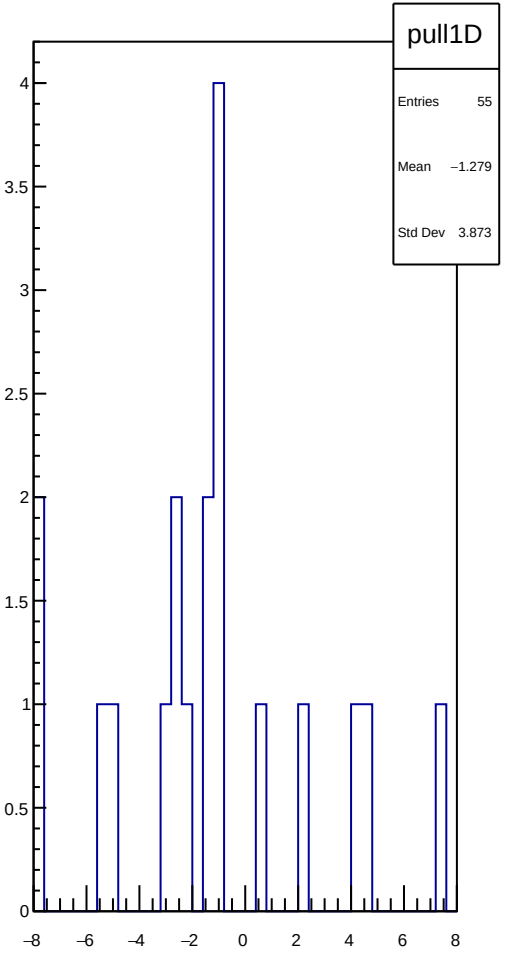

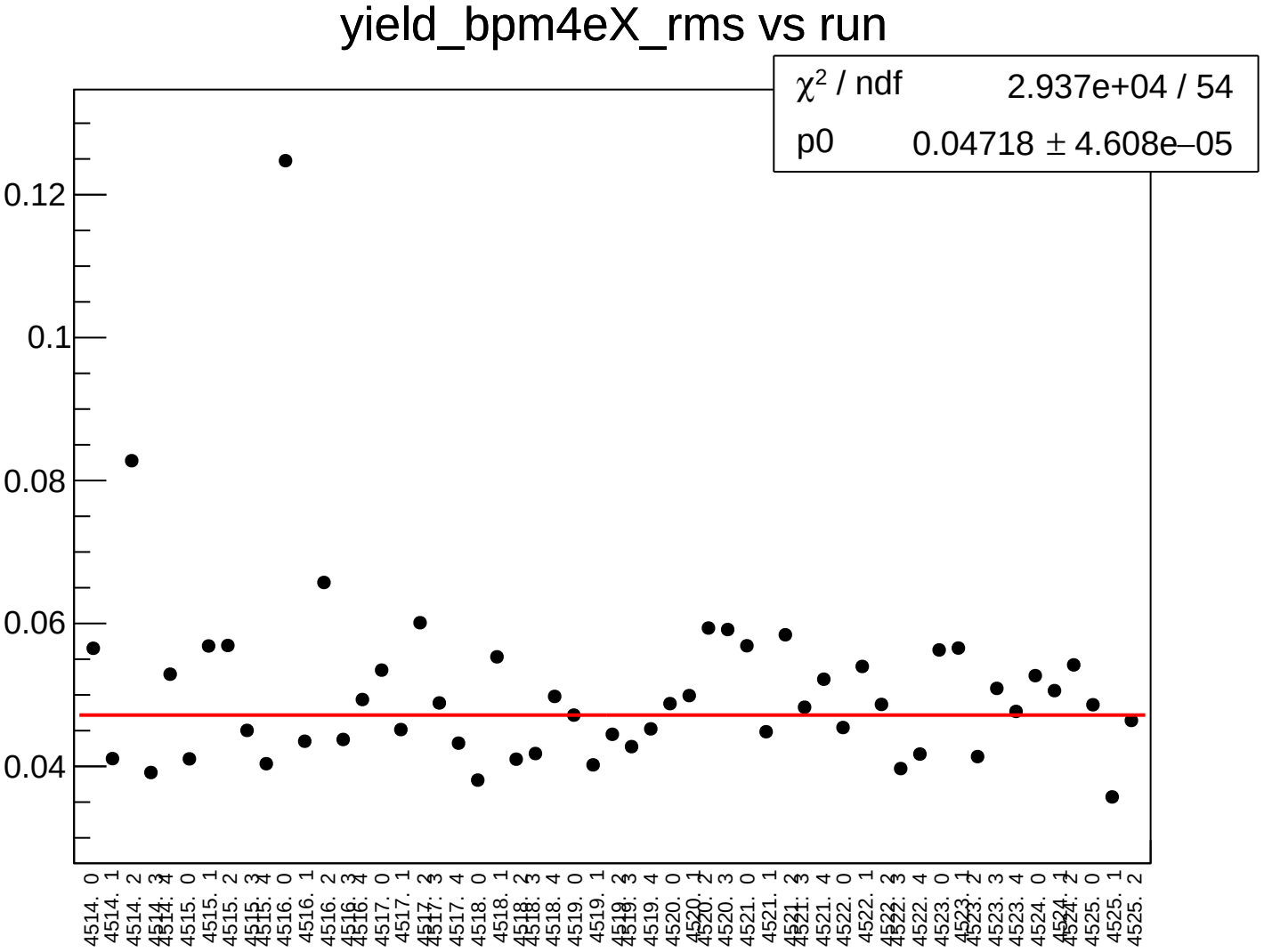
yield_bpm4eX_rms vs run
χ² / ndf 2.937e+04 / 54
p0 0.04718 ± 4.608e–05
0.12
0.1
0.08
0.06
0.04
4514. 0
4514. 1
4514. 2
4514. 3
4514. 4
4515. 0
4515. 1
4515. 2
4515. 3
4515. 4
4516. 0
4516. 1
4516. 2
4516. 3
4516. 4
4517. 0
4517. 1
4517. 2
4517. 3
4517. 4
4518. 0
4518. 1
4518. 2
4518. 3
4518. 4
4519. 0
4519. 1
4519. 2
4519. 3
4519. 4
4520. 0
4520. 1
4520. 2
4520. 3
4521. 0
4521. 1
4521. 2
4521. 3
4521. 4
4522. 0
4522. 1
4522. 2
4522. 3
4522. 4
4523. 0
4523. 1
4523. 2
4523. 3
4523. 4
4524. 0
4524. 1
4524. 2
4525. 0
4525. 1
4525. 2

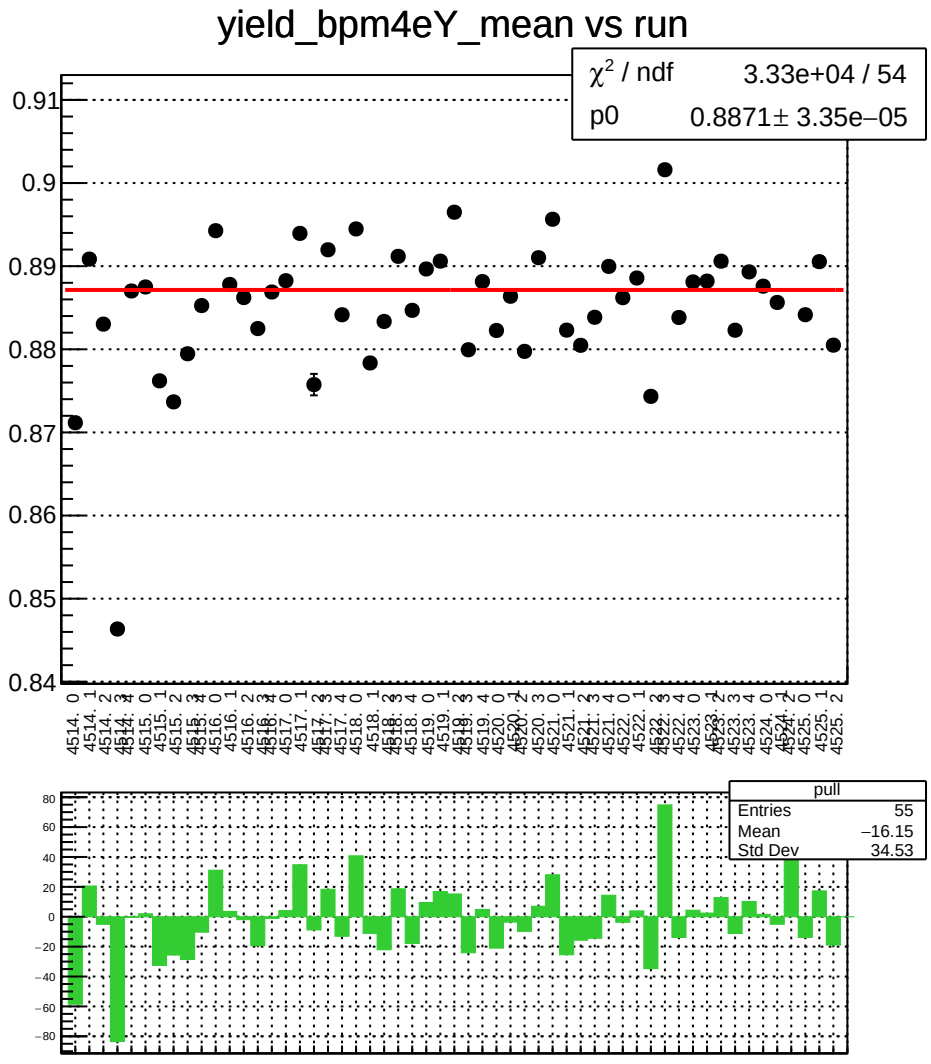
yield_bpm4eY_mean vs run
χ^2 / ndf 3.33e+04 / 54
p0 0.8871± 3.35e−05
pull
Entries 55
Mean −16.15
Std Dev 34.53

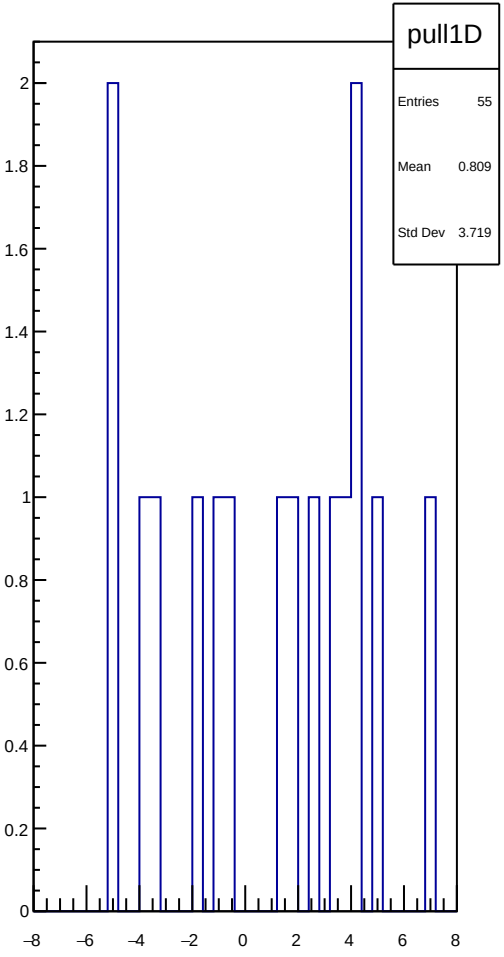
pull1D
Entries 55
Mean 0.809
Std Dev 3.719

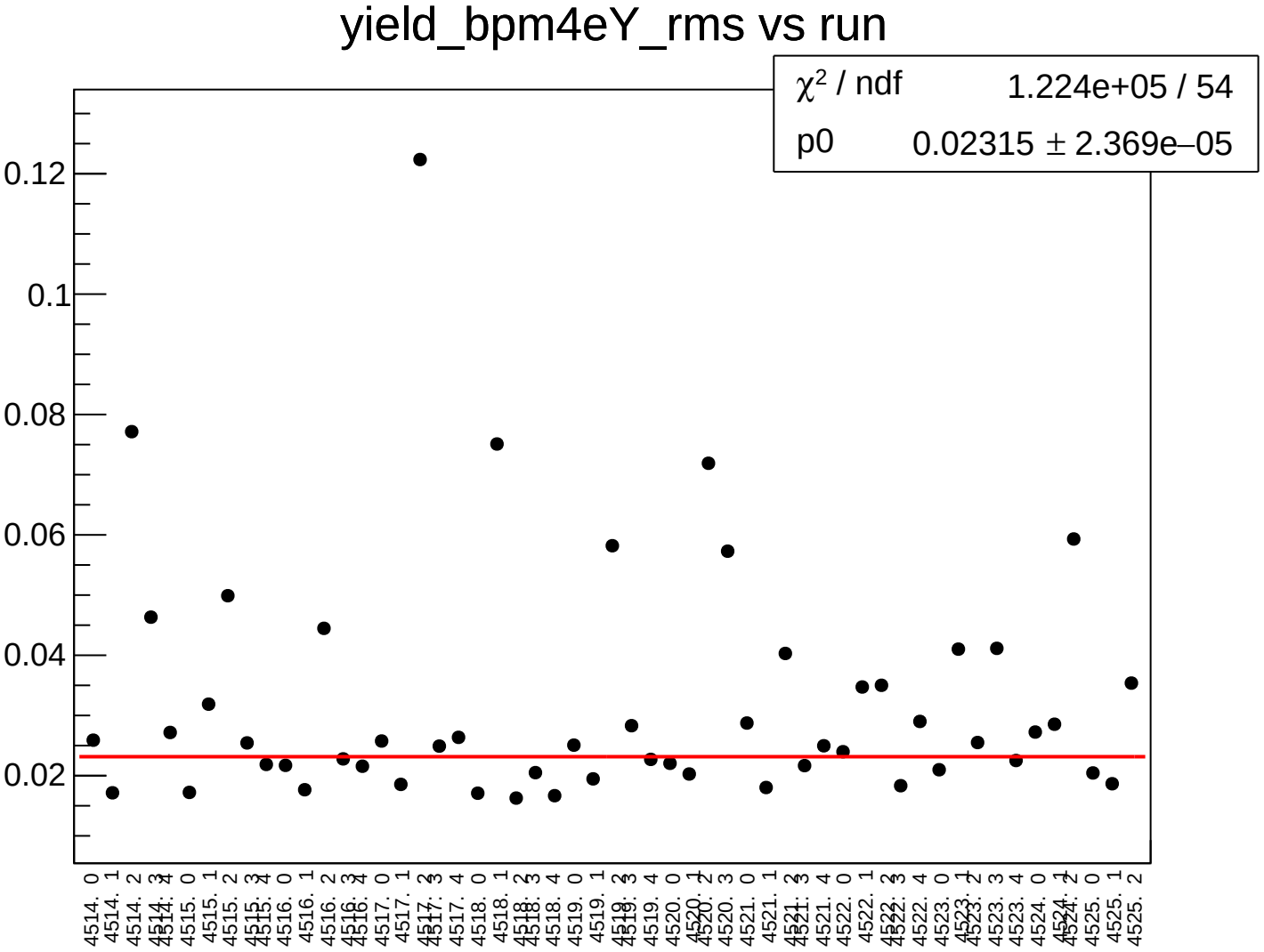
yield_bpm4eY_rms vs run
χ² / ndf 1.224e+05 / 54
p0 0.02315 ± 2.369e–05
0.12
0.1
0.08
0.06
0.04
0.02
4514. 0
4514. 1
4514. 2
4514. 3
4514. 4
4515. 0
4515. 1
4515. 2
4515. 3
4515. 4
4516. 0
4516. 1
4516. 2
4516. 3
4516. 4
4517. 0
4517. 1
4517. 2
4517. 3
4517. 4
4518. 0
4518. 1
4518. 2
4518. 3
4518. 4
4519. 0
4519. 1
4519. 2
4519. 3
4519. 4
4520. 0
4520. 1
4520. 2
4520. 3
4521. 0
4521. 1
4521. 2
4521. 3
4521. 4
4522. 0
4522. 1
4522. 2
4522. 3
4522. 4
4523. 0
4523. 1
4523. 2
4523. 3
4523. 4
4524. 0
4524. 1
4524. 2
4525. 0
4525. 1
4525. 2

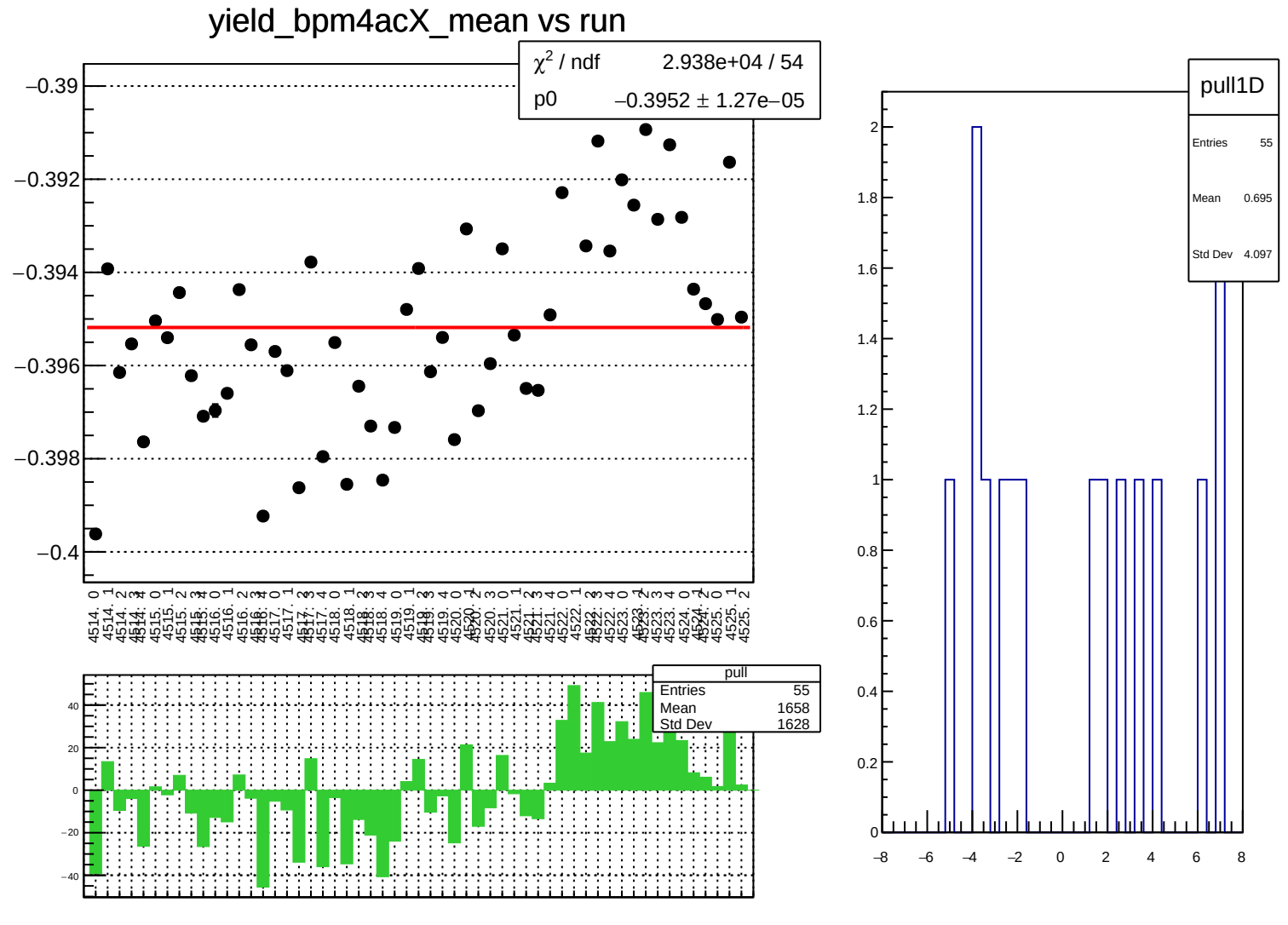
yield_bpm4acX_mean vs run
χ² / ndf 2.938e+04 / 54
p0 −0.3952 ± 1.27e−05
pull
Entries 55
Mean 1658
Std Dev 1628
pull1D
Entries 55
Mean 0.695
Std Dev 4.097

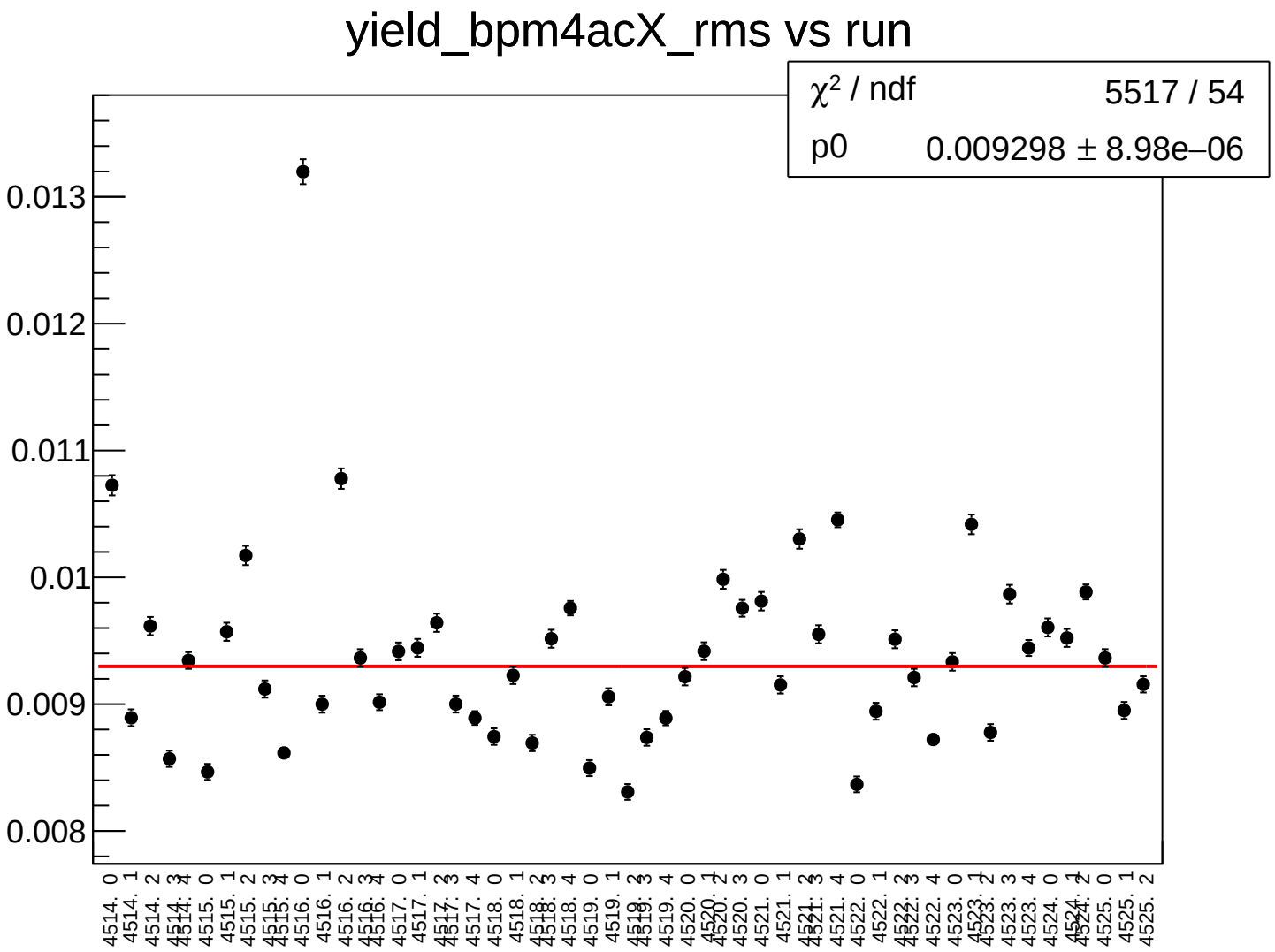
yield_bpm4acX_rms vs run
χ² / ndf 5517 / 54
p0 0.009298 ± 8.98e–06
0.013
0.012
0.011
0.01
0.009
0.008

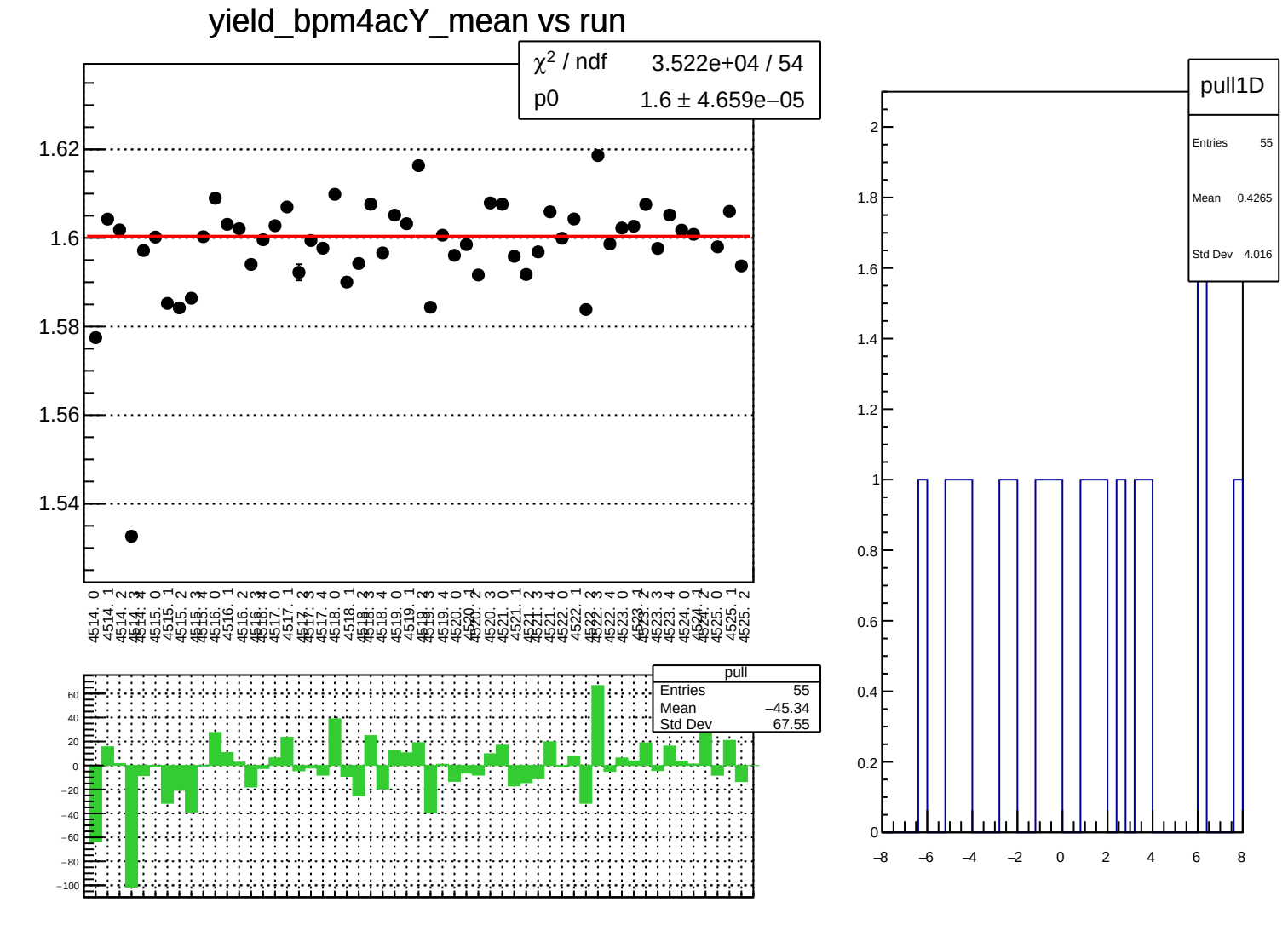
yield_bpm4acY_mean vs run
χ^2 / ndf 3.522e+04 / 54
p0 1.6 ± 4.659e−05
1.62
1.6
1.58
1.56
1.54
pull
Entries 55
Mean −45.34
Std Dev 67.55
60
40
20
0
−20
−40
−60
−80
−100
pull1D
Entries 55
Mean 0.4265
Std Dev 4.016
2
1.8
1.6
1.4
1.2
1
0.8
0.6
0.4
0.2
0
−8
−6
−4
−2
0
2
4
6
8

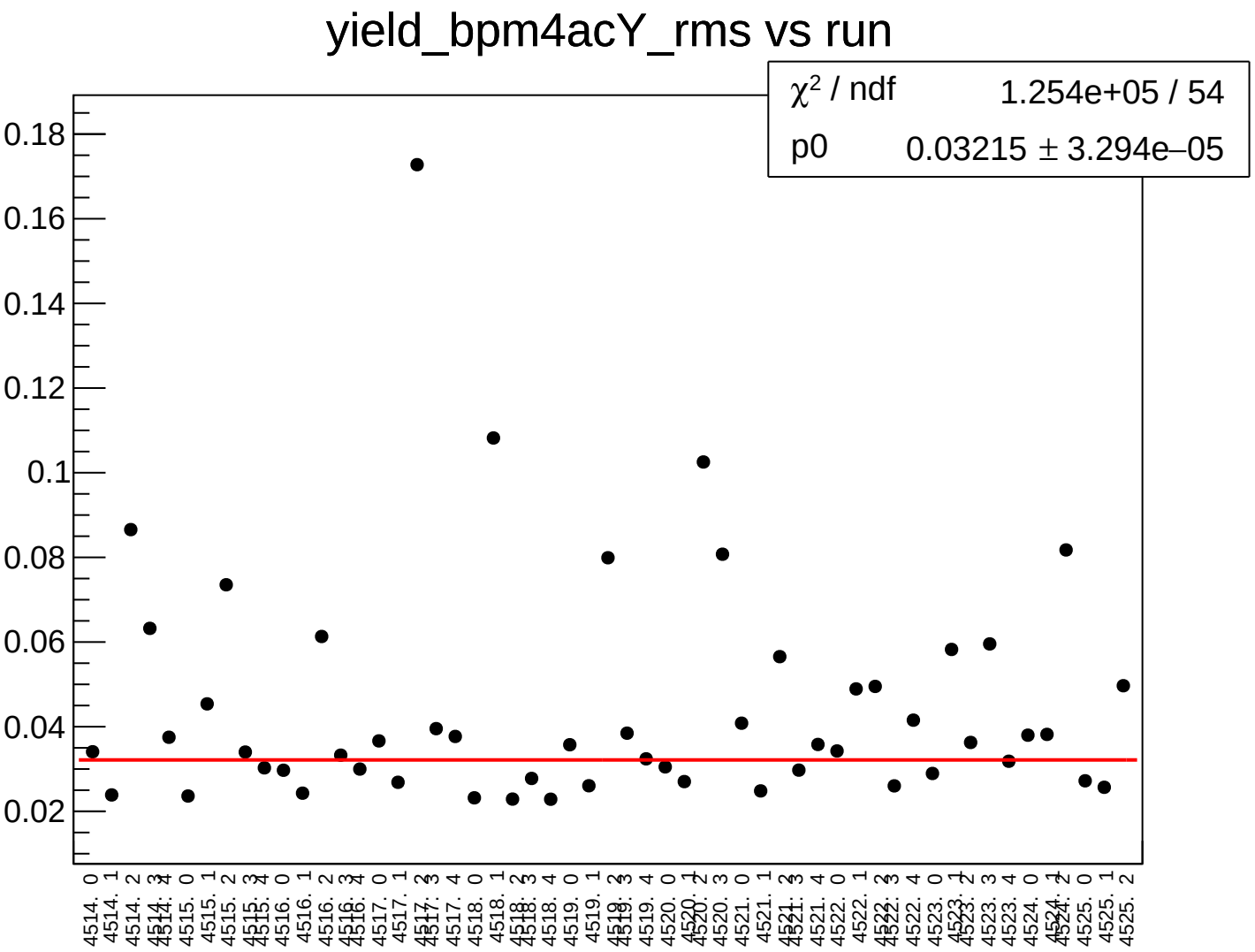
yield_bpm4acY_rms vs run
χ² / ndf 1.254e+05 / 54
p0 0.03215 ± 3.294e–05
0.18
0.16
0.14
0.12
0.1
0.08
0.06
0.04
0.02

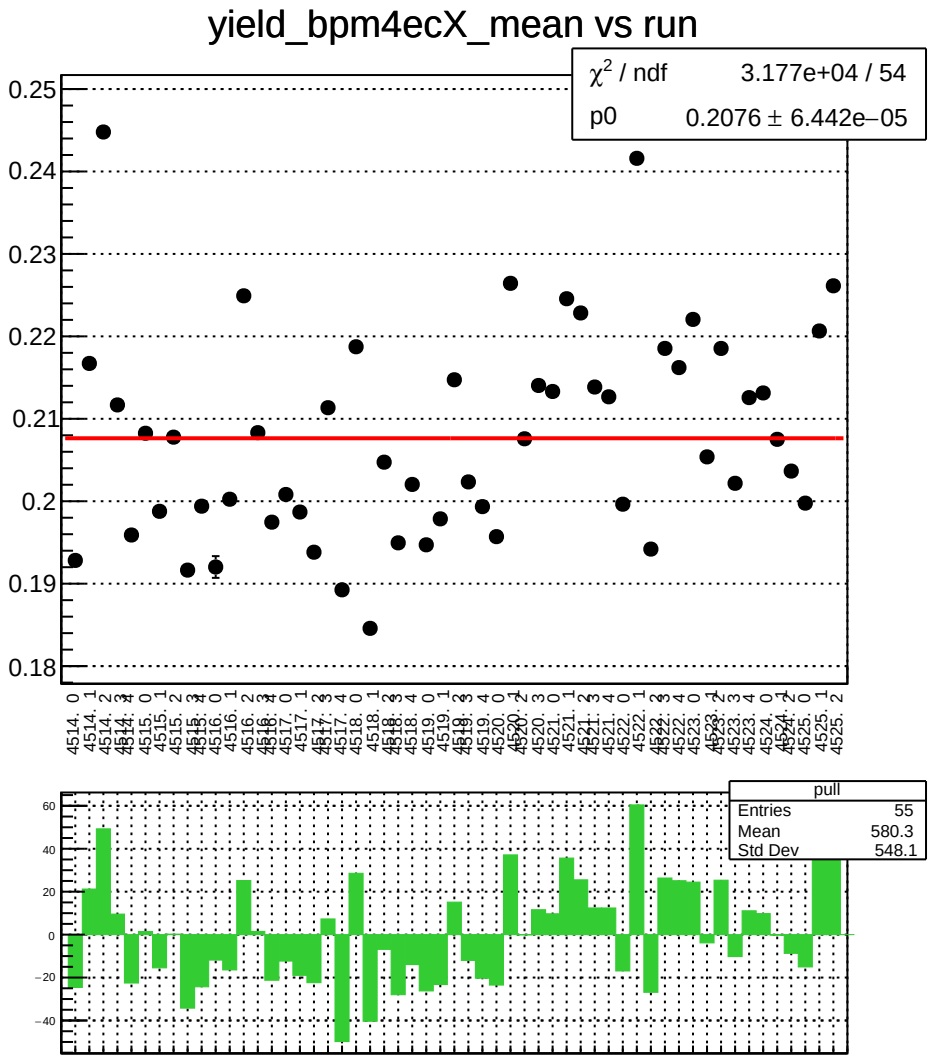
yield_bpm4ecX_mean vs run
χ^2 / ndf 3.177e+04 / 54
p0 0.2076 ± 6.442e−05
pull
Entries 55
Mean 580.3
Std Dev 548.1

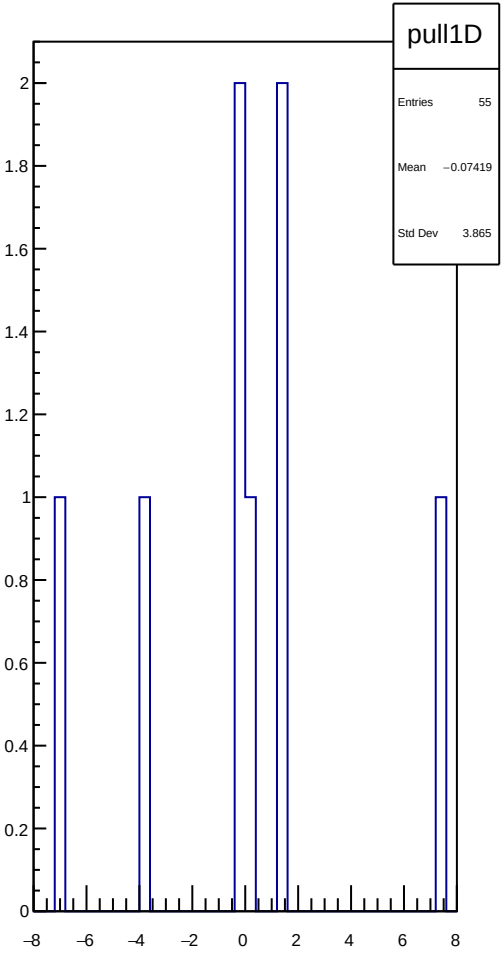
pull1D
Entries 55
Mean −0.07419
Std Dev 3.865

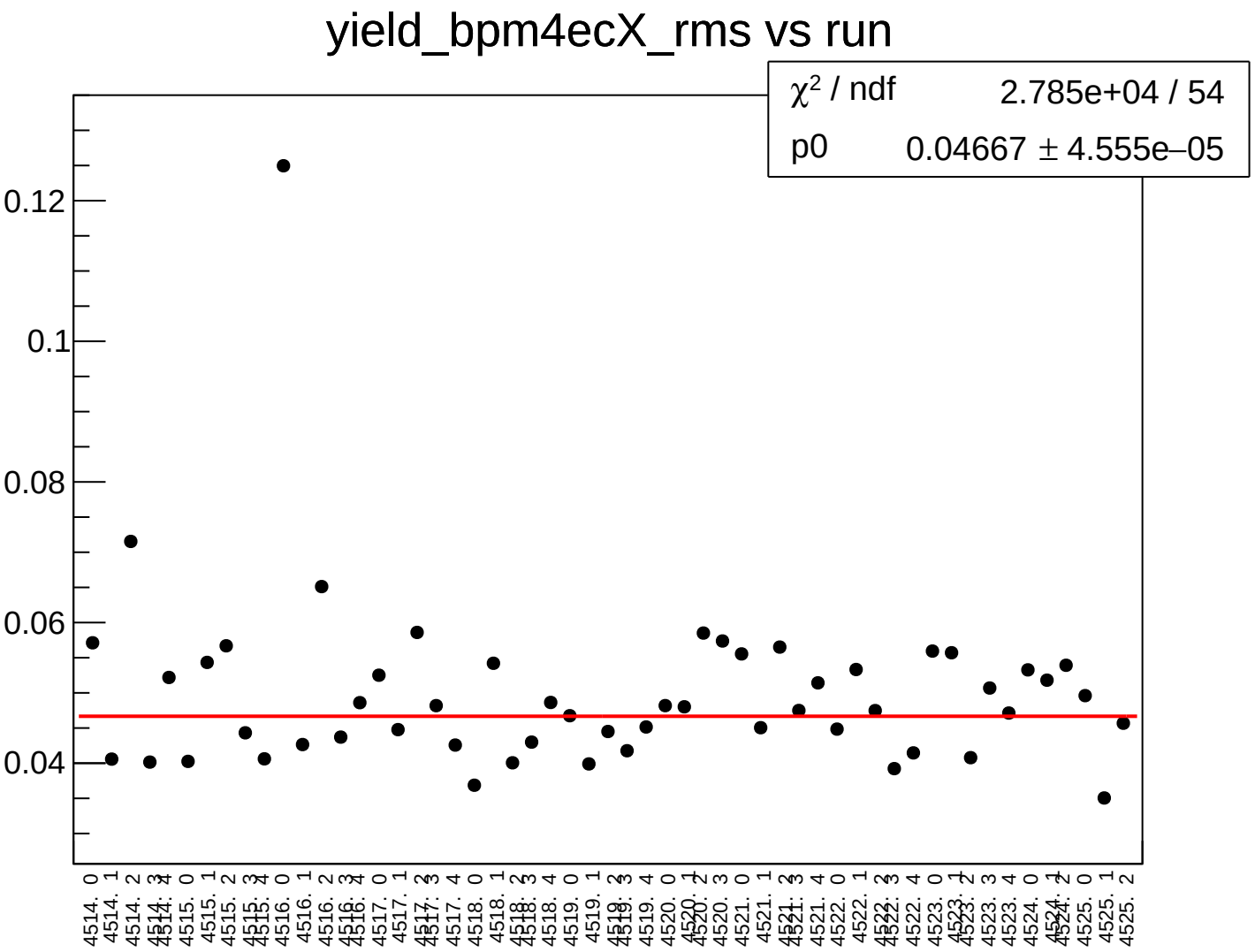
yield_bpm4ecX_rms vs run
χ² / ndf 2.785e+04 / 54
p0 0.04667 ± 4.555e–05
0.12
0.1
0.08
0.06
0.04
4514. 0
4514. 1
4514. 2
4514. 3
4514. 4
4515. 0
4515. 1
4515. 2
4515. 3
4515. 4
4516. 0
4516. 1
4516. 2
4516. 3
4516. 4
4517. 0
4517. 1
4517. 2
4517. 3
4517. 4
4518. 0
4518. 1
4518. 2
4518. 3
4518. 4
4519. 0
4519. 1
4519. 2
4519. 3
4519. 4
4520. 0
4520. 1
4520. 2
4520. 3
4521. 0
4521. 1
4521. 2
4521. 3
4521. 4
4522. 0
4522. 1
4522. 2
4522. 3
4522. 4
4523. 0
4523. 1
4523. 2
4523. 3
4523. 4
4524. 0
4524. 1
4524. 2
4525. 0
4525. 1
4525. 2

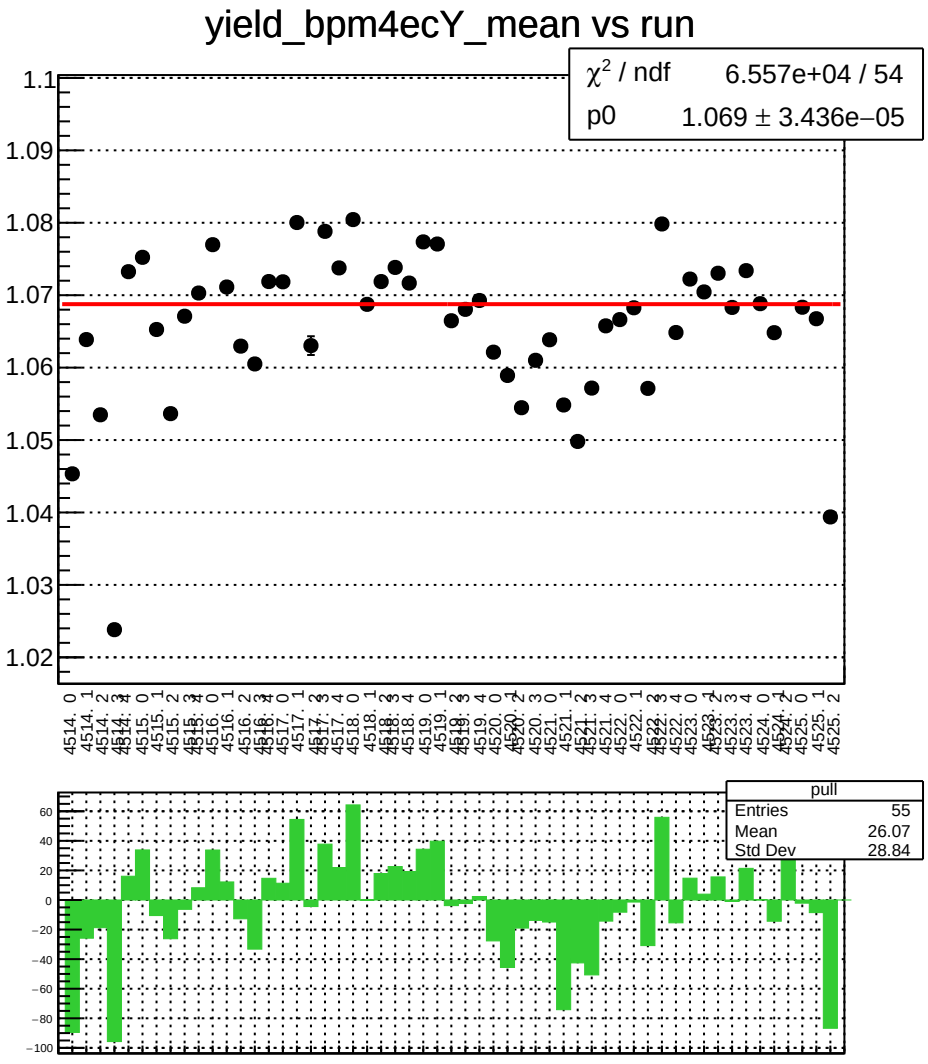
yield_bpm4ecY_mean vs run
χ² / ndf 6.557e+04 / 54
p0 1.069 ± 3.436e−05
pull
Entries 55
Mean 26.07
Std Dev 28.84

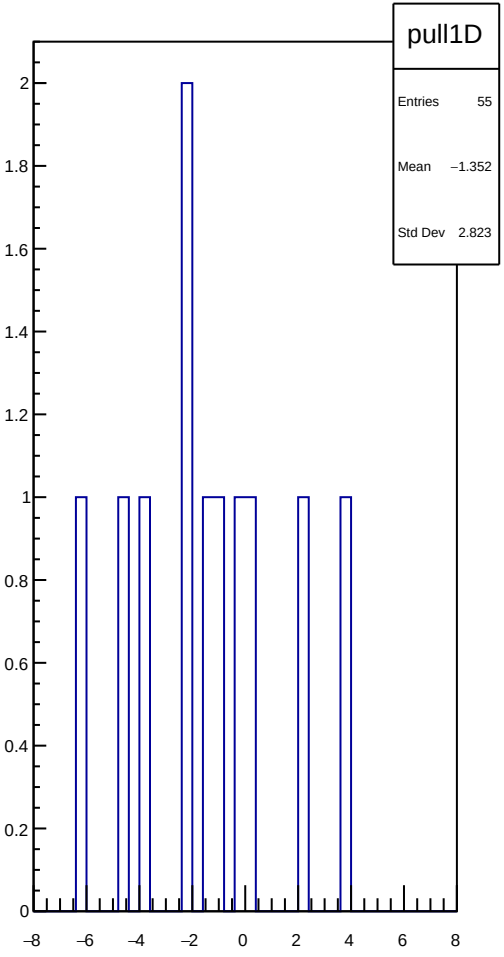
pull1D
Entries 55
Mean −1.352
Std Dev 2.823

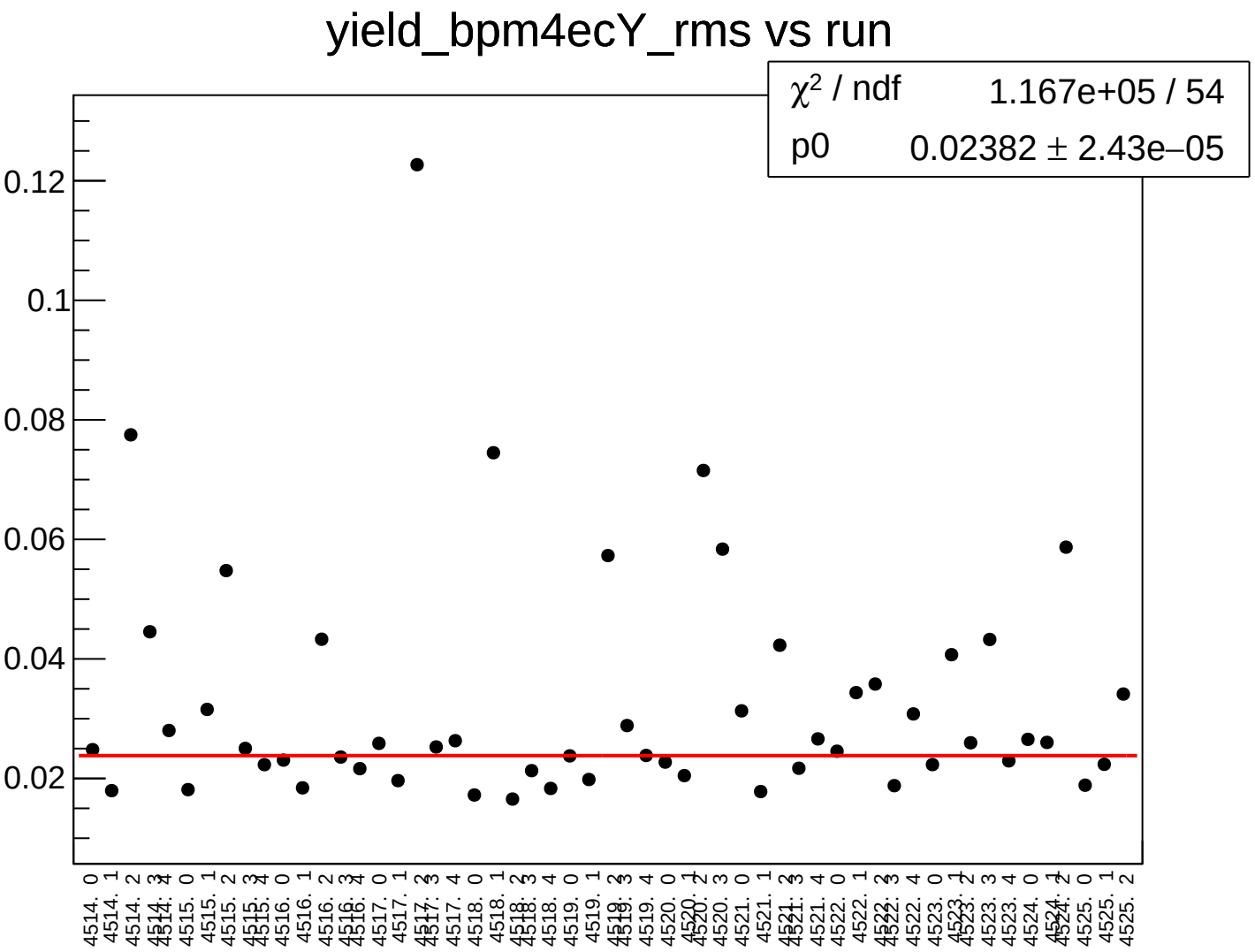
yield_bpm4ecY_rms vs run
χ^2 / ndf 1.167e+05 / 54
p0 0.02382 ± 2.43e–05
0.12
0.1
0.08
0.06
0.04
0.02
4514. 0
4514. 1
4514. 2
4514. 3
4514. 4
4515. 0
4515. 1
4515. 2
4515. 3
4515. 4
4516. 0
4516. 1
4516. 2
4516. 3
4516. 4
4517. 0
4517. 1
4517. 2
4517. 3
4517. 4
4518. 0
4518. 1
4518. 2
4518. 3
4518. 4
4519. 0
4519. 1
4519. 2
4519. 3
4519. 4
4520. 0
4520. 1
4520. 2
4520. 3
4521. 0
4521. 1
4521. 2
4521. 3
4521. 4
4522. 0
4522. 1
4522. 2
4522. 3
4522. 4
4523. 0
4523. 1
4523. 2
4523. 3
4523. 4
4524. 0
4524. 1
4524. 2
4525. 0
4525. 1
4525. 2

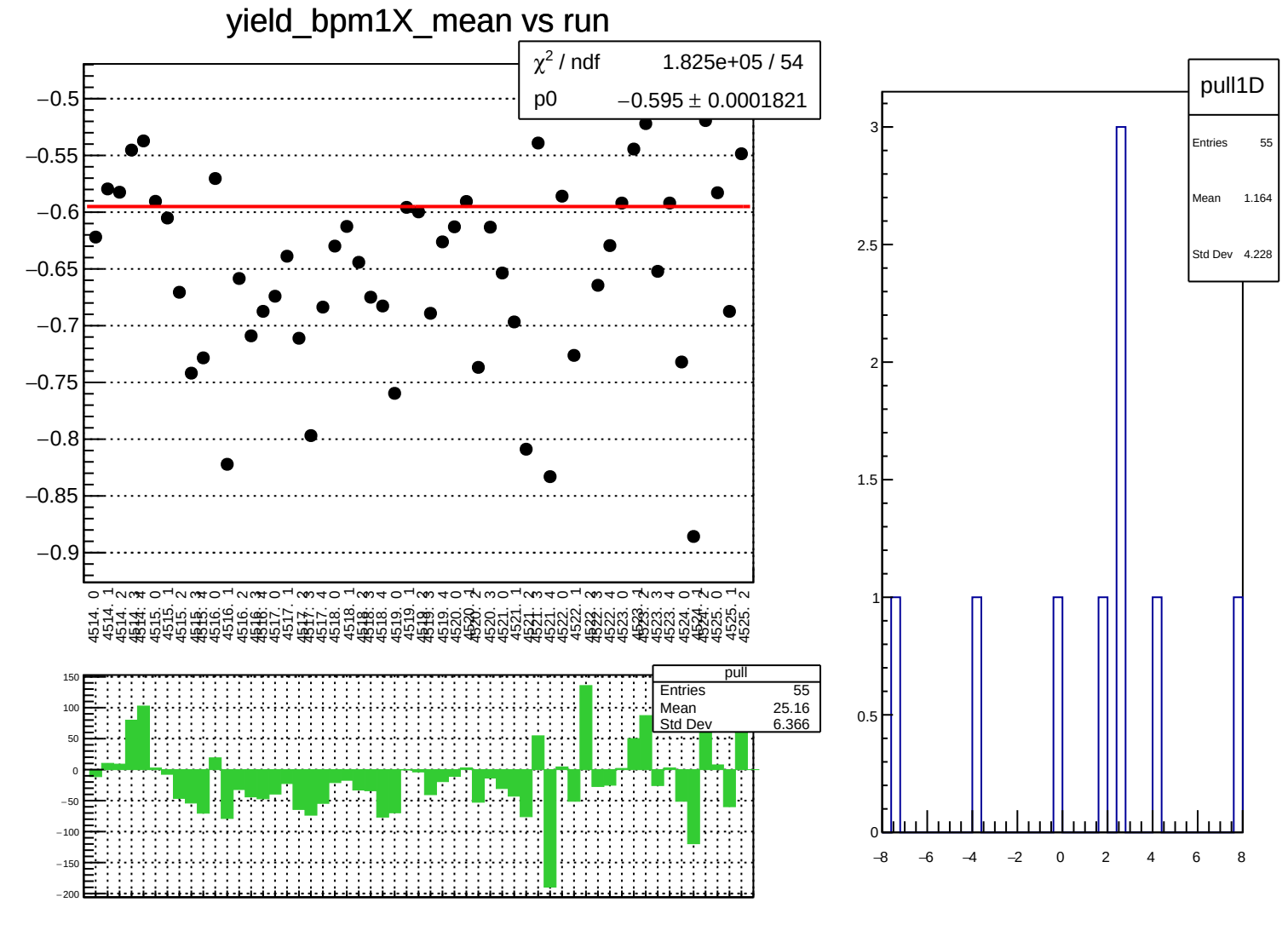
yield_bpm1X_mean vs run
χ^2 / ndf 1.825e+05 / 54
p0 −0.595 ± 0.0001821
pull
Entries 55
Mean 25.16
Std Dev 6.366
pull1D
Entries 55
Mean 1.164
Std Dev 4.228

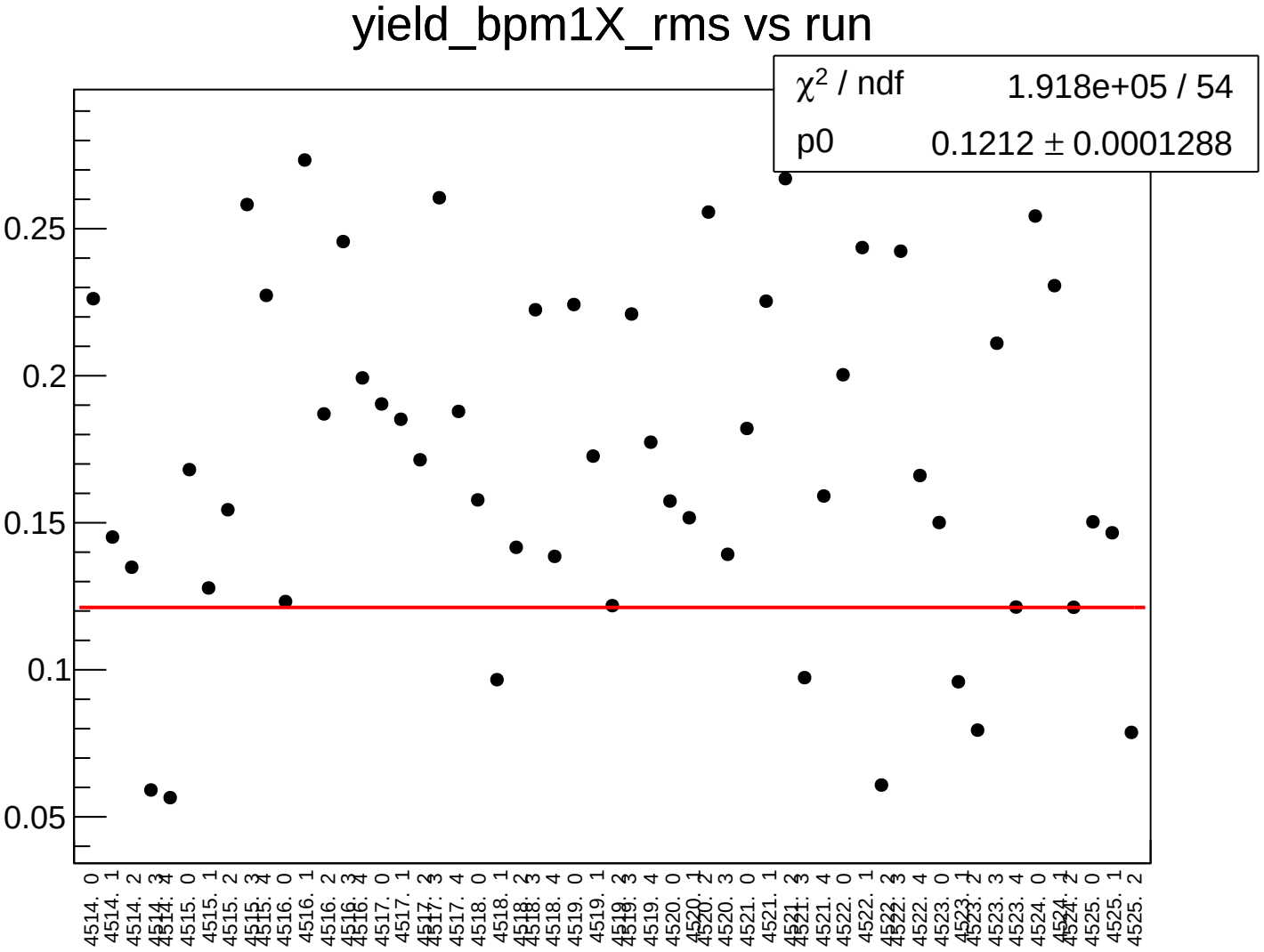
yield_bpm1X_rms vs run
χ2 / ndf 1.918e+05 / 54
p0 0.1212 ± 0.0001288
0.25
0.2
0.15
0.1
0.05
4514. 0
4514. 1
4514. 2
4514. 3
4514. 4
4515. 0
4515. 1
4515. 2
4515. 3
4515. 4
4516. 0
4516. 1
4516. 2
4516. 3
4516. 4
4517. 0
4517. 1
4517. 2
4517. 3
4517. 4
4518. 0
4518. 1
4518. 2
4518. 3
4518. 4
4519. 0
4519. 1
4519. 2
4519. 3
4519. 4
4520. 0
4520. 1
4520. 2
4520. 3
4521. 0
4521. 1
4521. 2
4521. 3
4521. 4
4522. 0
4522. 1
4522. 2
4522. 3
4522. 4
4523. 0
4523. 1
4523. 2
4523. 3
4523. 4
4524. 0
4524. 1
4524. 2
4525. 0
4525. 1
4525. 2

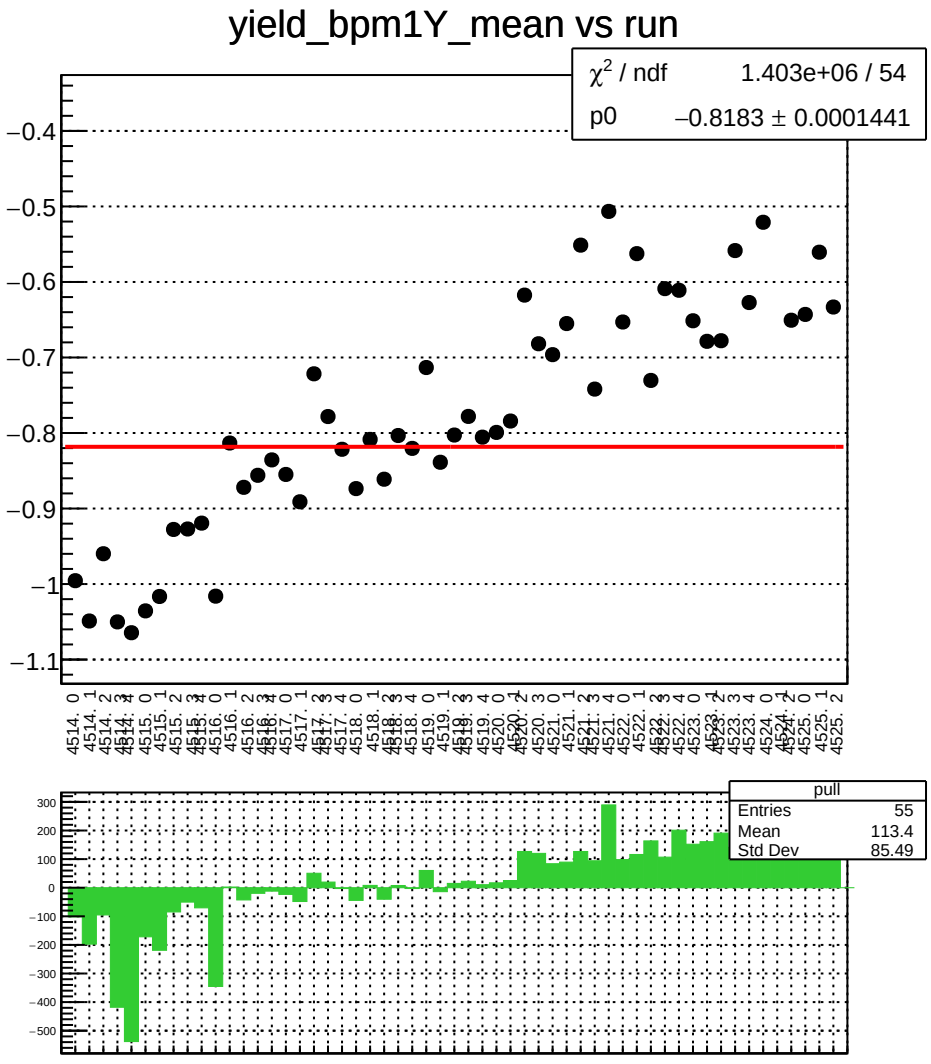
yield_bpm1Y_mean vs run
χ² / ndf 1.403e+06 / 54
p0 −0.8183 ± 0.0001441
pull
Entries 55
Mean 113.4
Std Dev 85.49

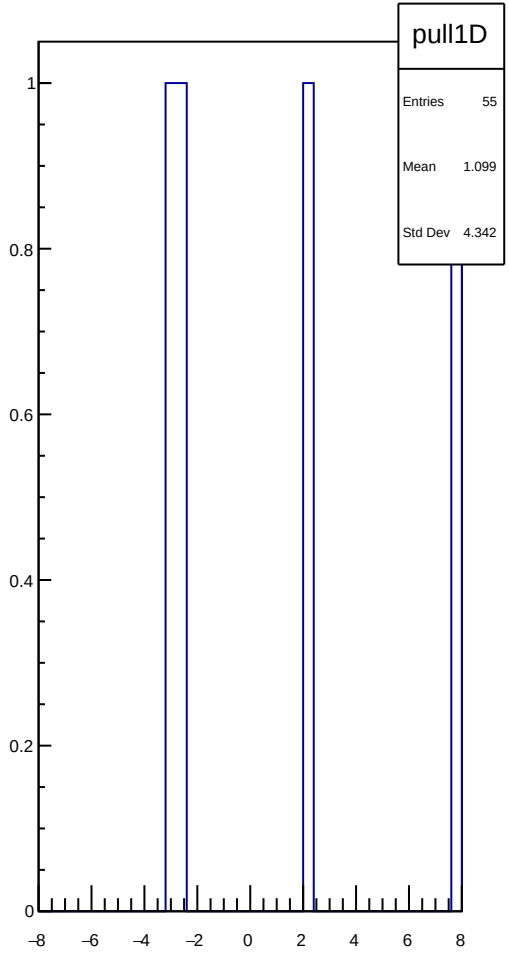
pull1D
Entries 55
Mean 1.099
Std Dev 4.342

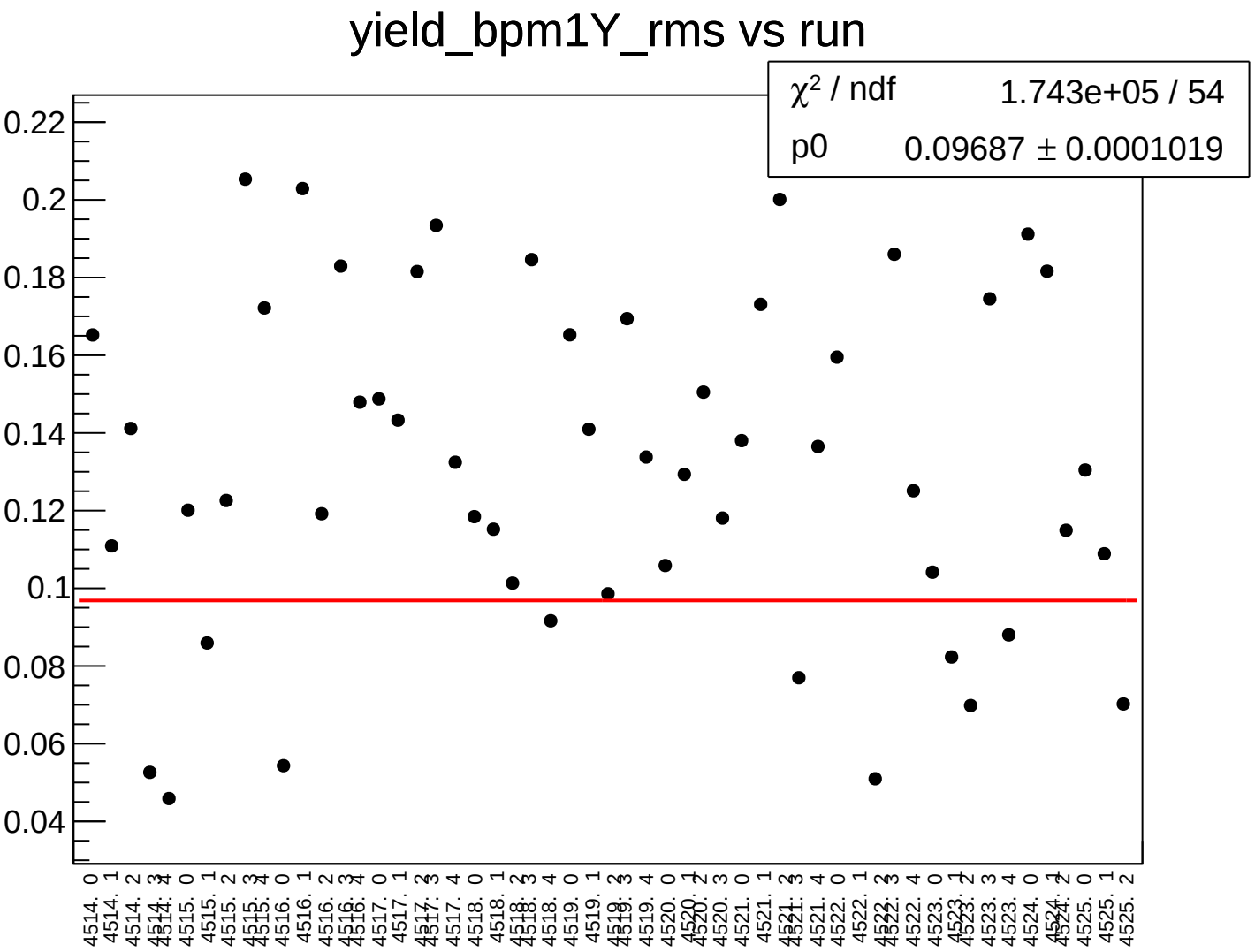
yield_bpm1Y_rms vs run
χ² / ndf 1.743e+05 / 54
p0 0.09687 ± 0.0001019
0.22
0.2
0.18
0.16
0.14
0.12
0.1
0.08
0.06
0.04

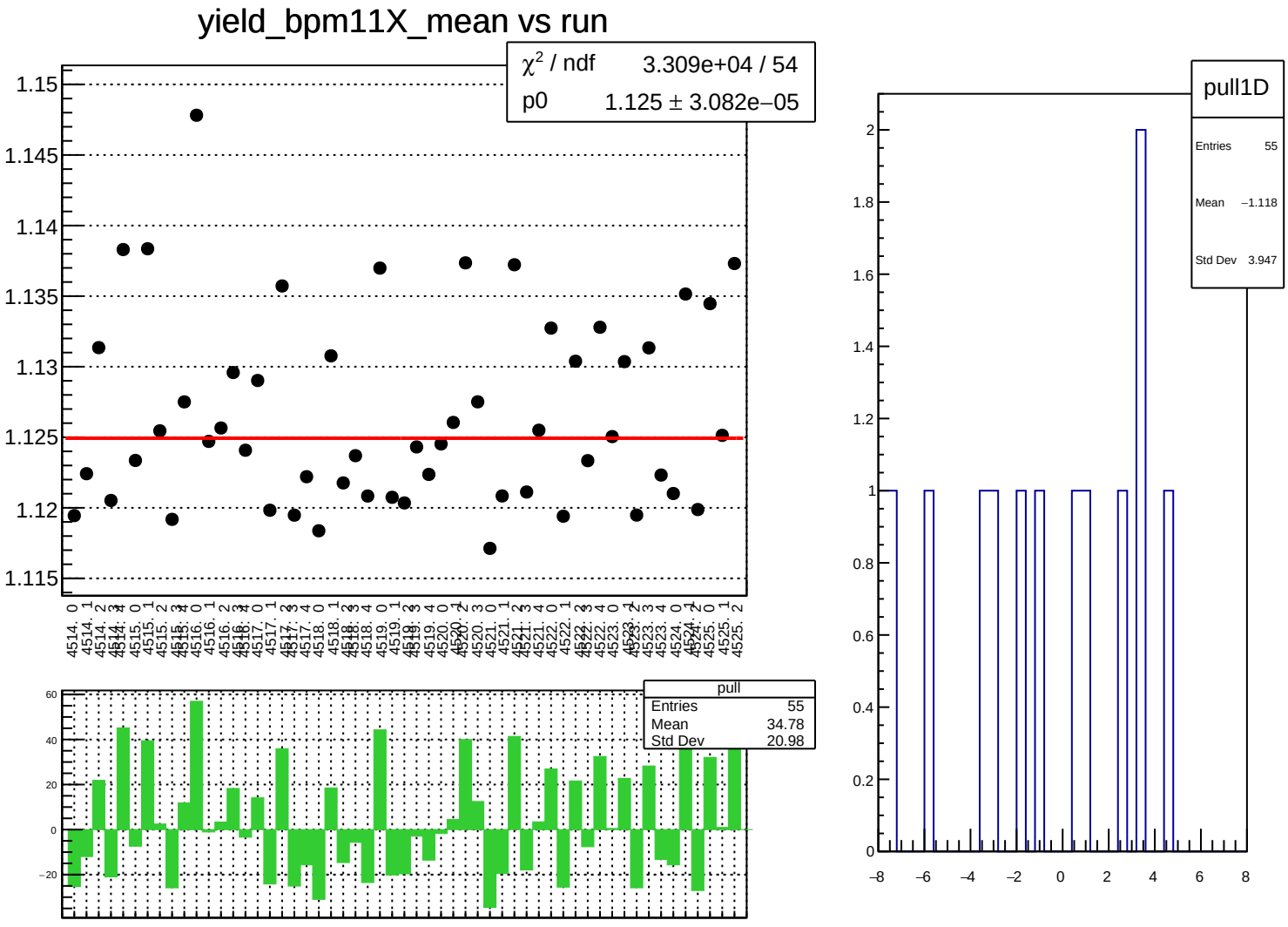
yield_bpm11X_mean vs run
χ² / ndf 3.309e+04 / 54
p0 1.125 ± 3.082e−05
pull
Entries 55
Mean 34.78
Std Dev 20.98
pull1D
Entries 55
Mean −1.118
Std Dev 3.947

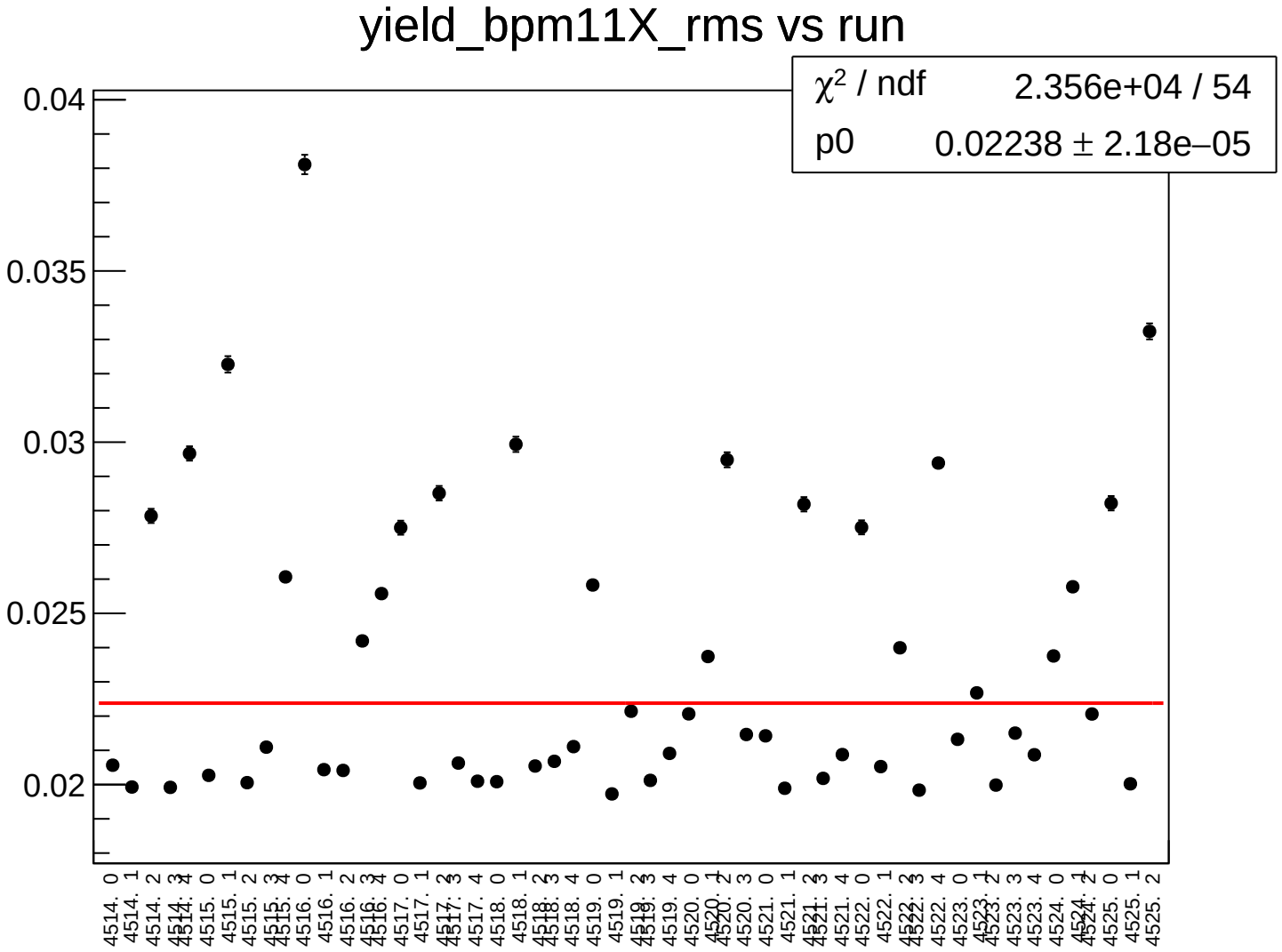
yield_bpm11X_rms vs run
χ² / ndf 2.356e+04 / 54
p0 0.02238 ± 2.18e–05
0.04
0.035
0.03
0.025
0.02
4514. 0
4514. 1
4514. 2
4514. 3
4514. 4
4515. 0
4515. 1
4515. 2
4515. 3
4515. 4
4516. 0
4516. 1
4516. 2
4516. 3
4516. 4
4517. 0
4517. 1
4517. 2
4517. 3
4517. 4
4518. 0
4518. 1
4518. 2
4518. 3
4518. 4
4519. 0
4519. 1
4519. 2
4519. 3
4519. 4
4520. 0
4520. 1
4520. 2
4520. 3
4521. 0
4521. 1
4521. 2
4521. 3
4521. 4
4522. 0
4522. 1
4522. 2
4522. 3
4522. 4
4523. 0
4523. 1
4523. 2
4523. 3
4523. 4
4524. 0
4524. 1
4524. 2
4525. 0
4525. 1
4525. 2

yield_bpm11Y_mean vs run

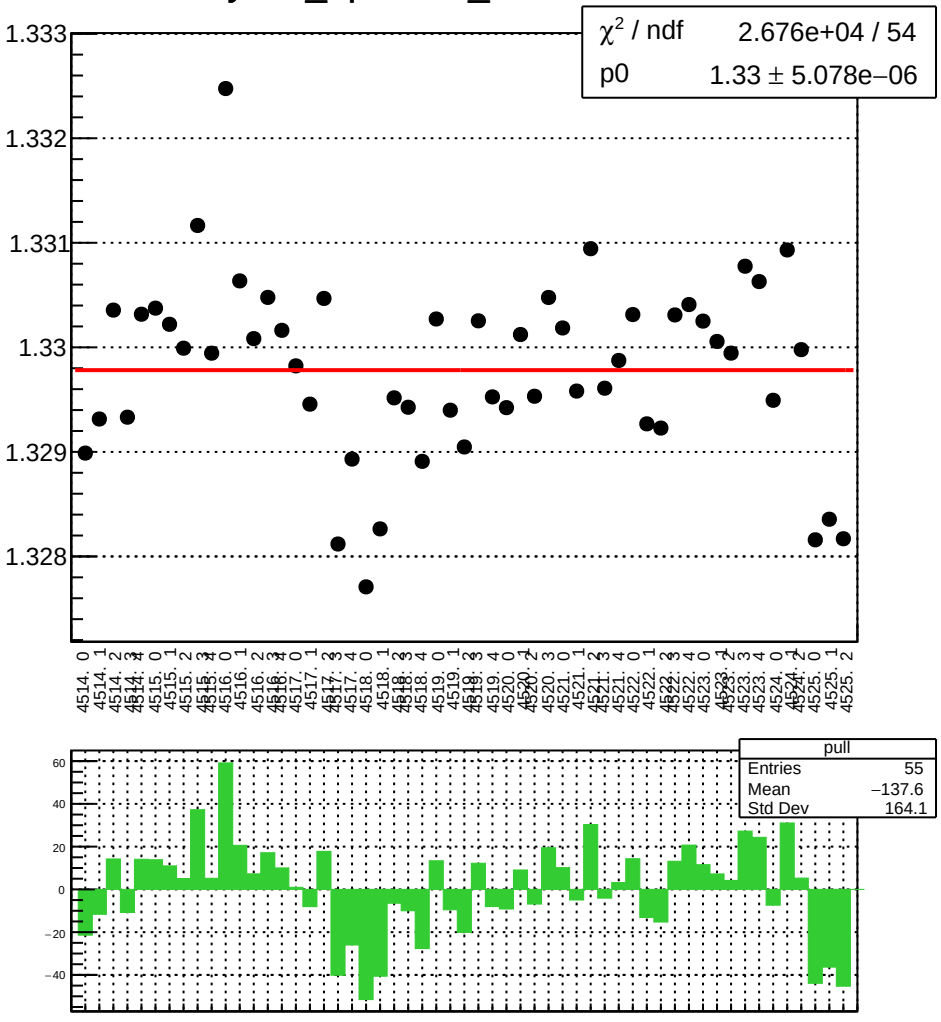

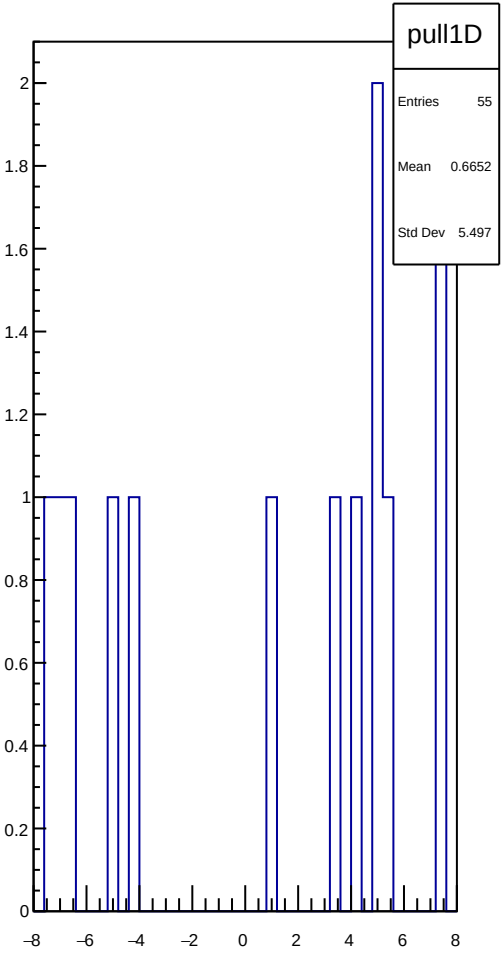

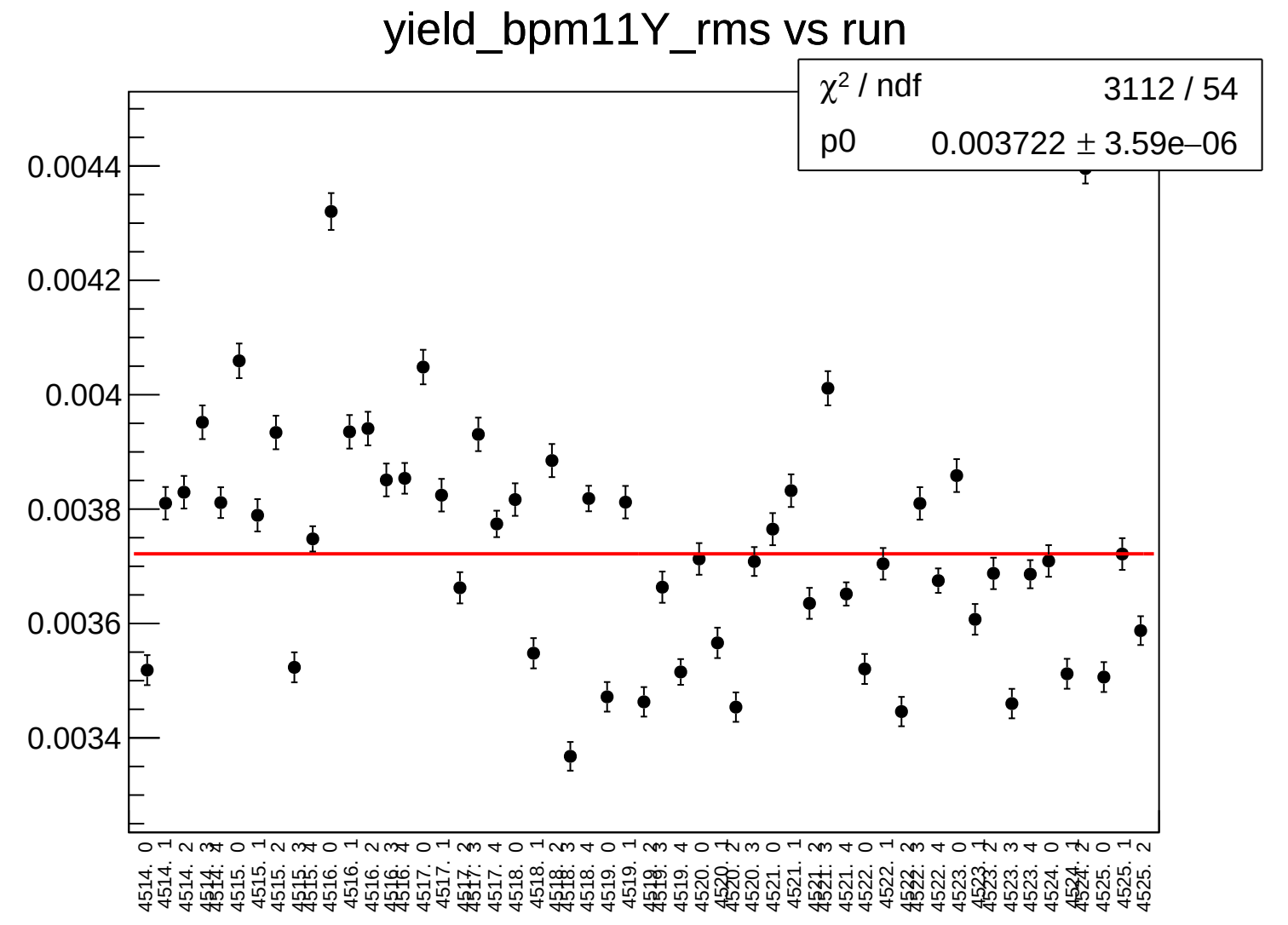
yield_bpm11Y_rms vs run
χ² / ndf 3112 / 54
p0 0.003722 ± 3.59e–06
0.0044
0.0042
0.004
0.0038
0.0036
0.0034
4514. 0
4514. 1
4514. 2
4514. 3
4514. 4
4515. 0
4515. 1
4515. 2
4515. 3
4515. 4
4516. 0
4516. 1
4516. 2
4516. 3
4516. 4
4517. 0
4517. 1
4517. 2
4517. 3
4517. 4
4518. 0
4518. 1
4518. 2
4518. 3
4518. 4
4519. 0
4519. 1
4519. 2
4519. 3
4519. 4
4520. 0
4520. 1
4520. 2
4520. 3
4521. 0
4521. 1
4521. 2
4521. 3
4521. 4
4522. 0
4522. 1
4522. 2
4522. 3
4522. 4
4523. 0
4523. 1
4523. 2
4523. 3
4523. 4
4524. 0
4524. 1
4524. 2
4525. 0
4525. 1
4525. 2

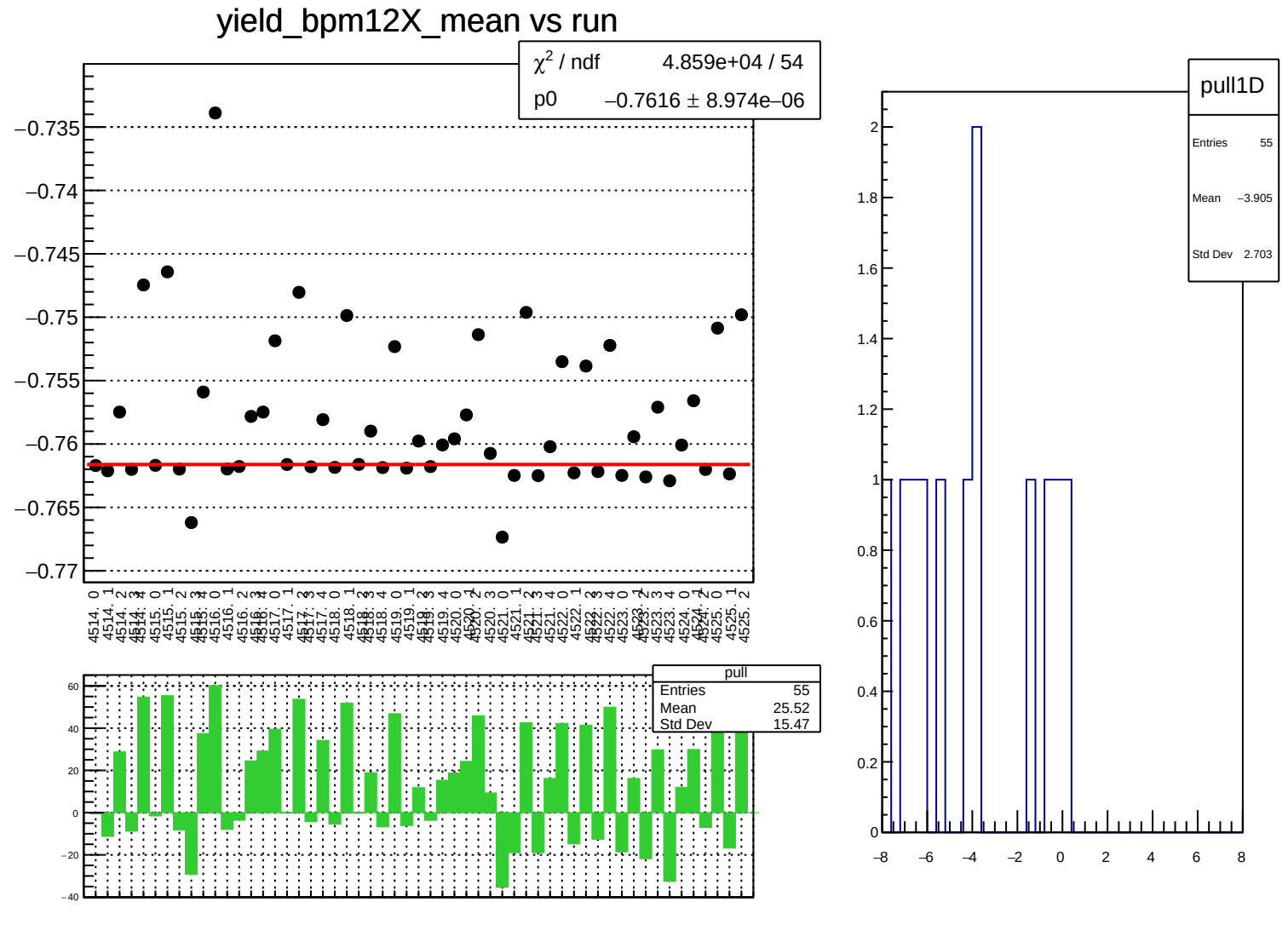
yield_bpm12X_mean vs run
χ² / ndf 4.859e+04 / 54
p0 −0.7616 ± 8.974e−06
pull
Entries 55
Mean 25.52
Std Dev 15.47
pull1D
Entries 55
Mean −3.905
Std Dev 2.703

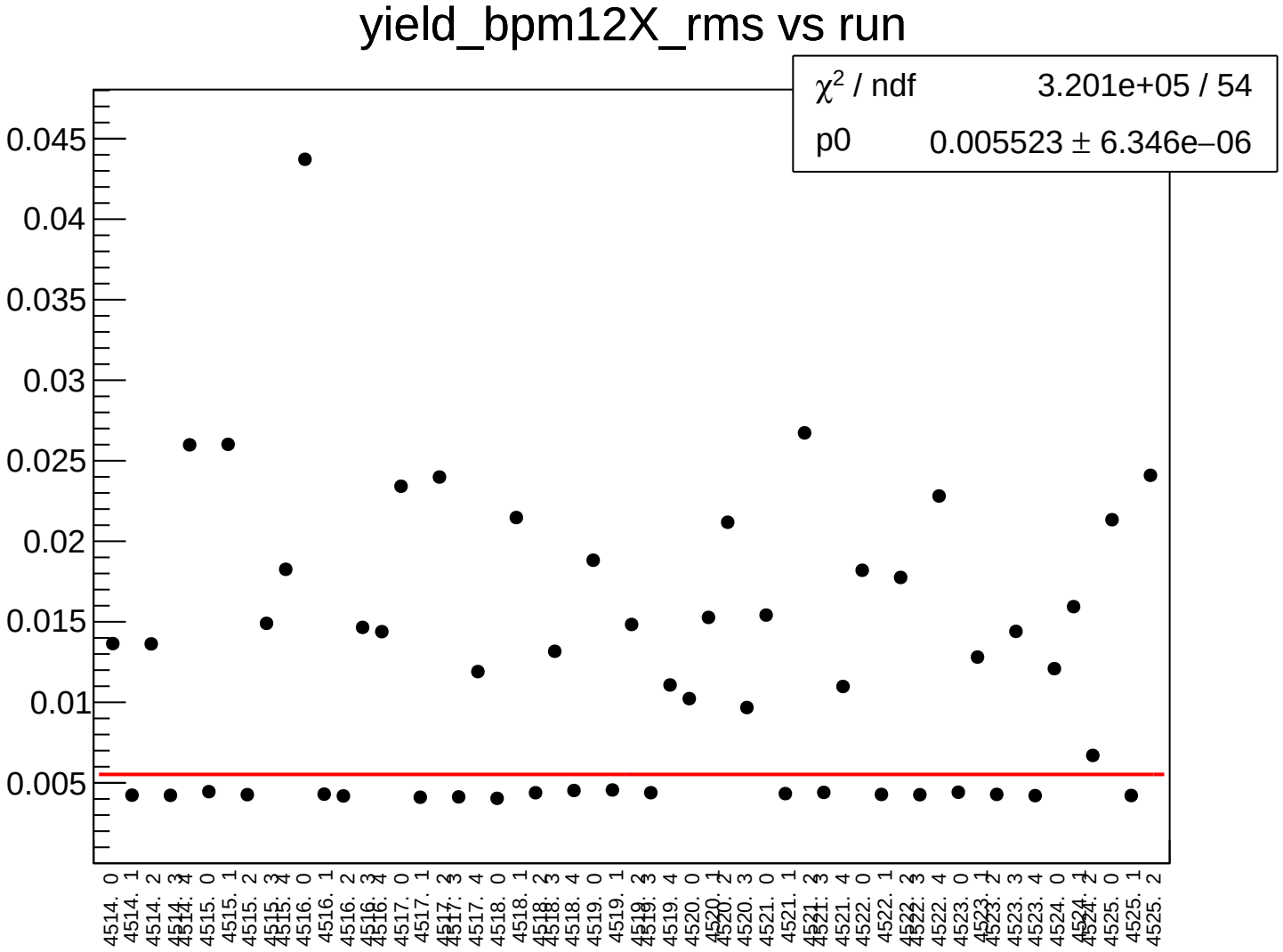
yield_bpm12X_rms vs run
χ2 / ndf 3.201e+05 / 54
p0 0.005523 ± 6.346e−06
0.045
0.04
0.035
0.03
0.025
0.02
0.015
0.01
0.005

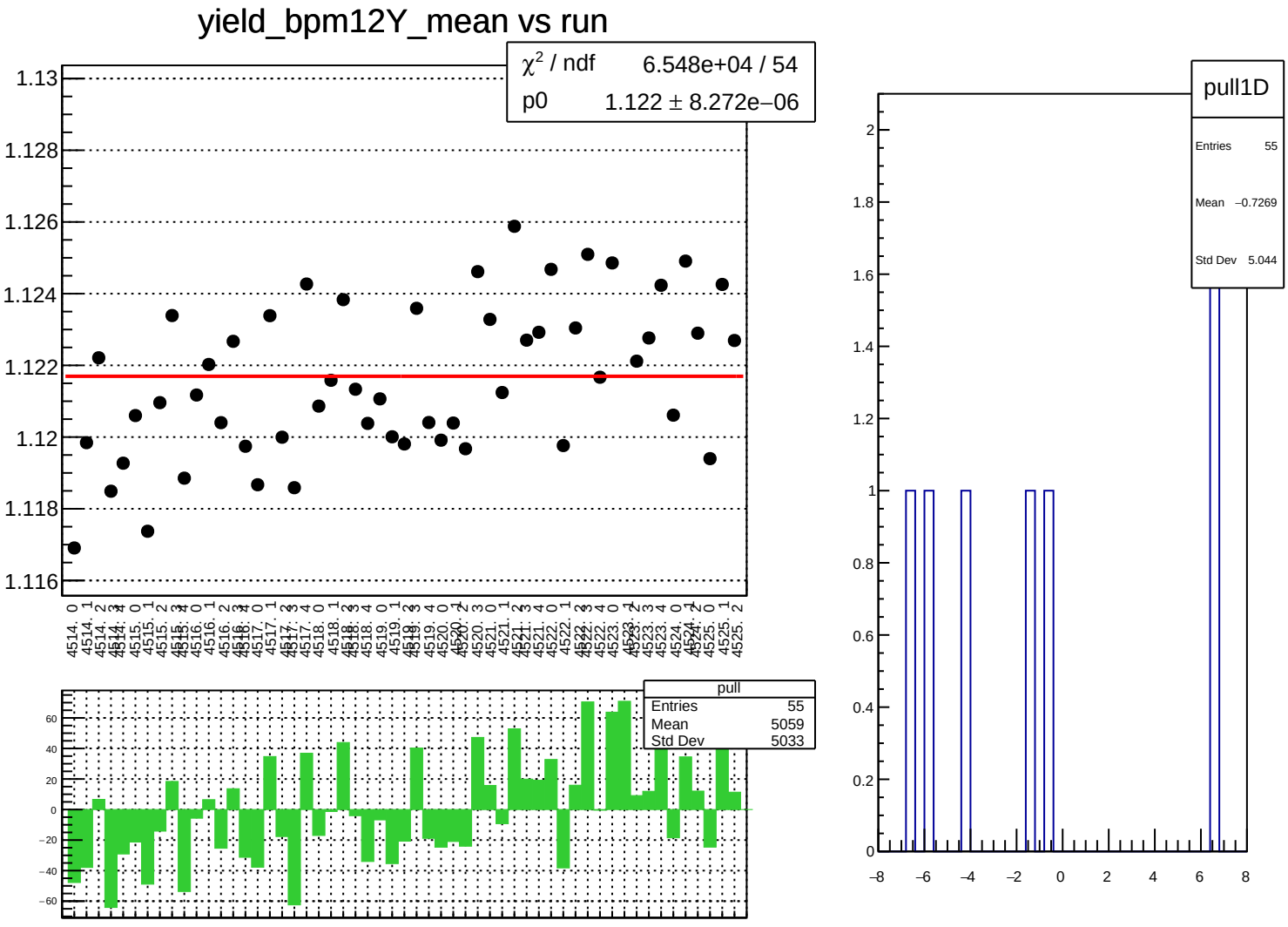
yield_bpm12Y_mean vs run
χ² / ndf 6.548e+04 / 54
p0 1.122 ± 8.272e−06
pull
Entries 55
Mean 5059
Std Dev 5033
pull1D
Entries 55
Mean −0.7269
Std Dev 5.044

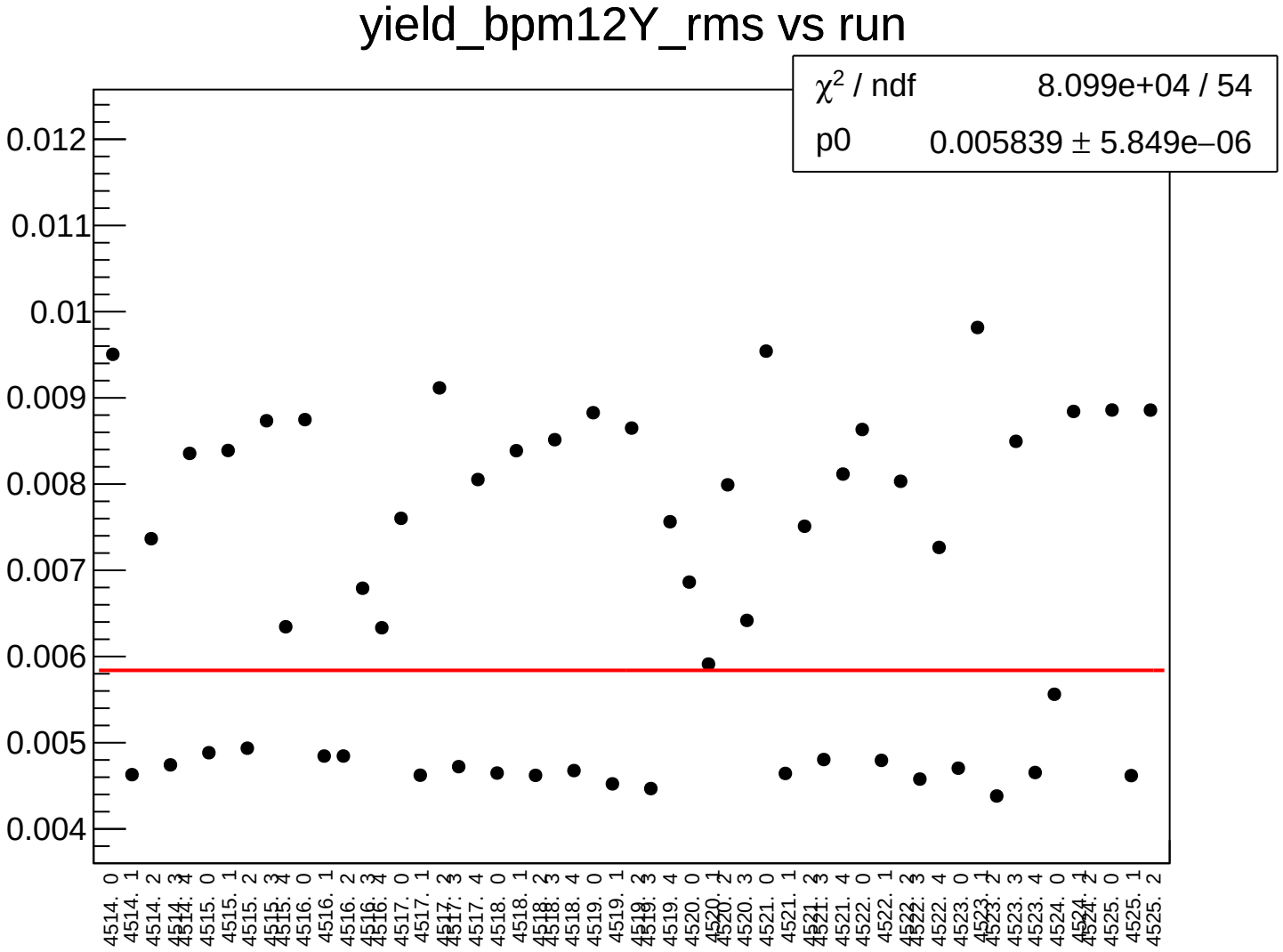
yield_bpm12Y_rms vs run
χ2 / ndf 8.099e+04 / 54
p0 0.005839 ± 5.849e−06
0.012
0.011
0.01
0.009
0.008
0.007
0.006
0.005
0.004

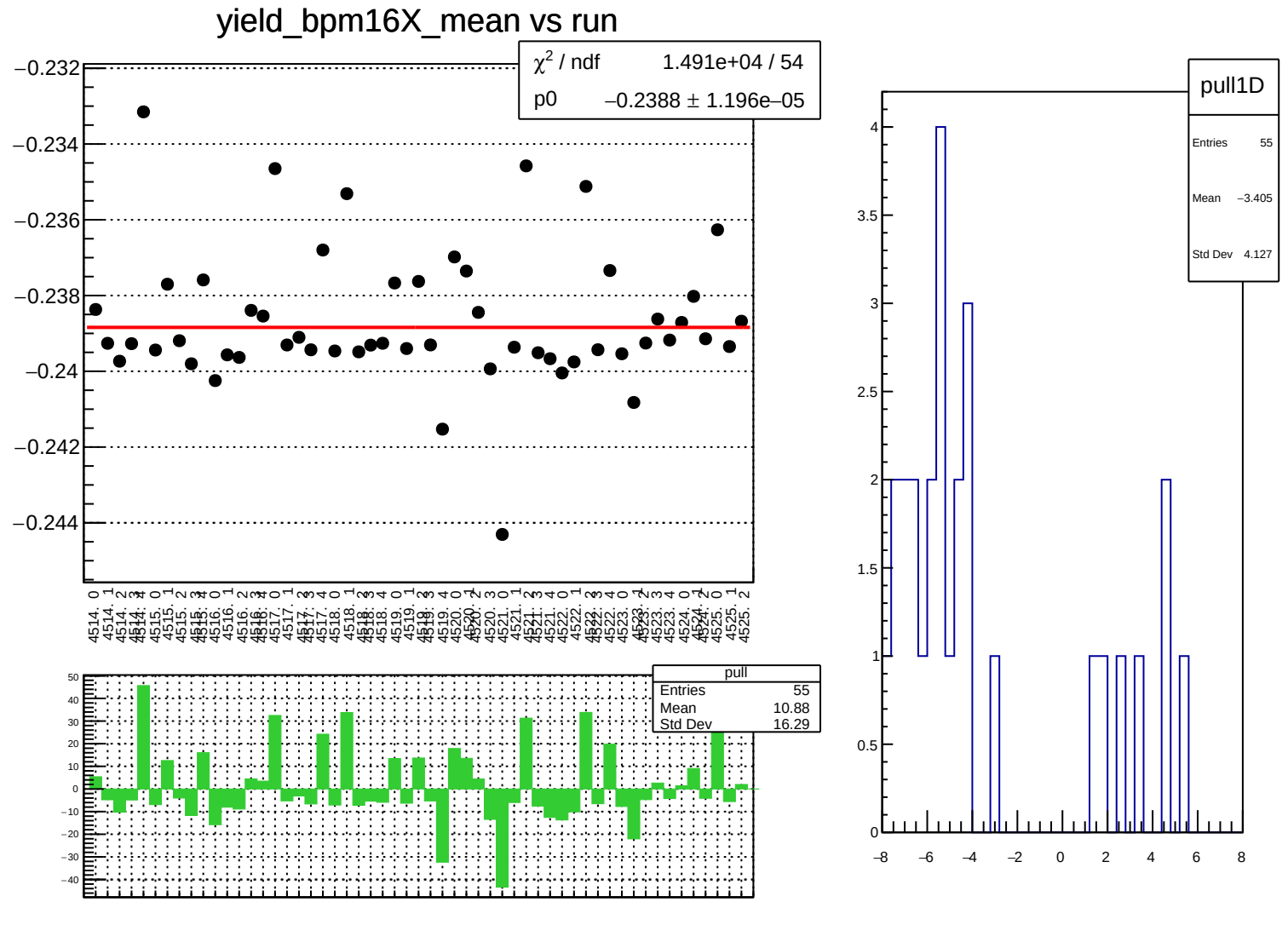
yield_bpm16X_mean vs run
χ2 / ndf 1.491e+04 / 54
p0 −0.2388 ± 1.196e−05
pull
Entries 55
Mean 10.88
Std Dev 16.29
pull1D
Entries 55
Mean −3.405
Std Dev 4.127

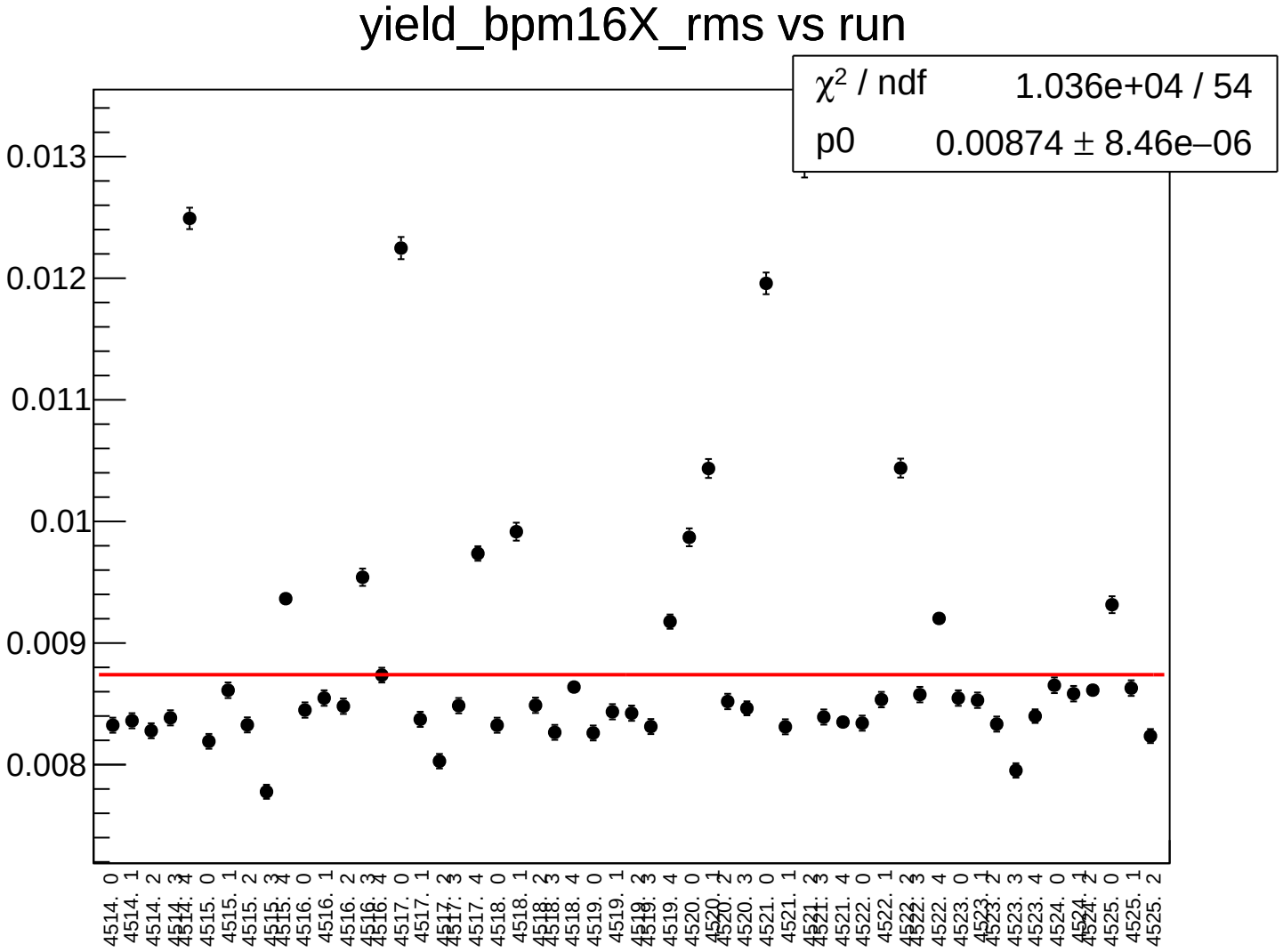
yield_bpm16X_rms vs run
χ2 / ndf 1.036e+04 / 54
p0 0.00874 ± 8.46e–06
0.013
0.012
0.011
0.01
0.009
0.008
4514. 0
4514. 1
4514. 2
4514. 3
4514. 4
4515. 0
4515. 1
4515. 2
4515. 3
4515. 4
4516. 0
4516. 1
4516. 2
4516. 3
4516. 4
4517. 0
4517. 1
4517. 2
4517. 3
4517. 4
4518. 0
4518. 1
4518. 2
4518. 3
4518. 4
4519. 0
4519. 1
4519. 2
4519. 3
4519. 4
4520. 0
4520. 1
4520. 2
4520. 3
4521. 0
4521. 1
4521. 2
4521. 3
4521. 4
4522. 0
4522. 1
4522. 2
4522. 3
4522. 4
4523. 0
4523. 1
4523. 2
4523. 3
4523. 4
4524. 0
4524. 1
4524. 2
4525. 0
4525. 1
4525. 2

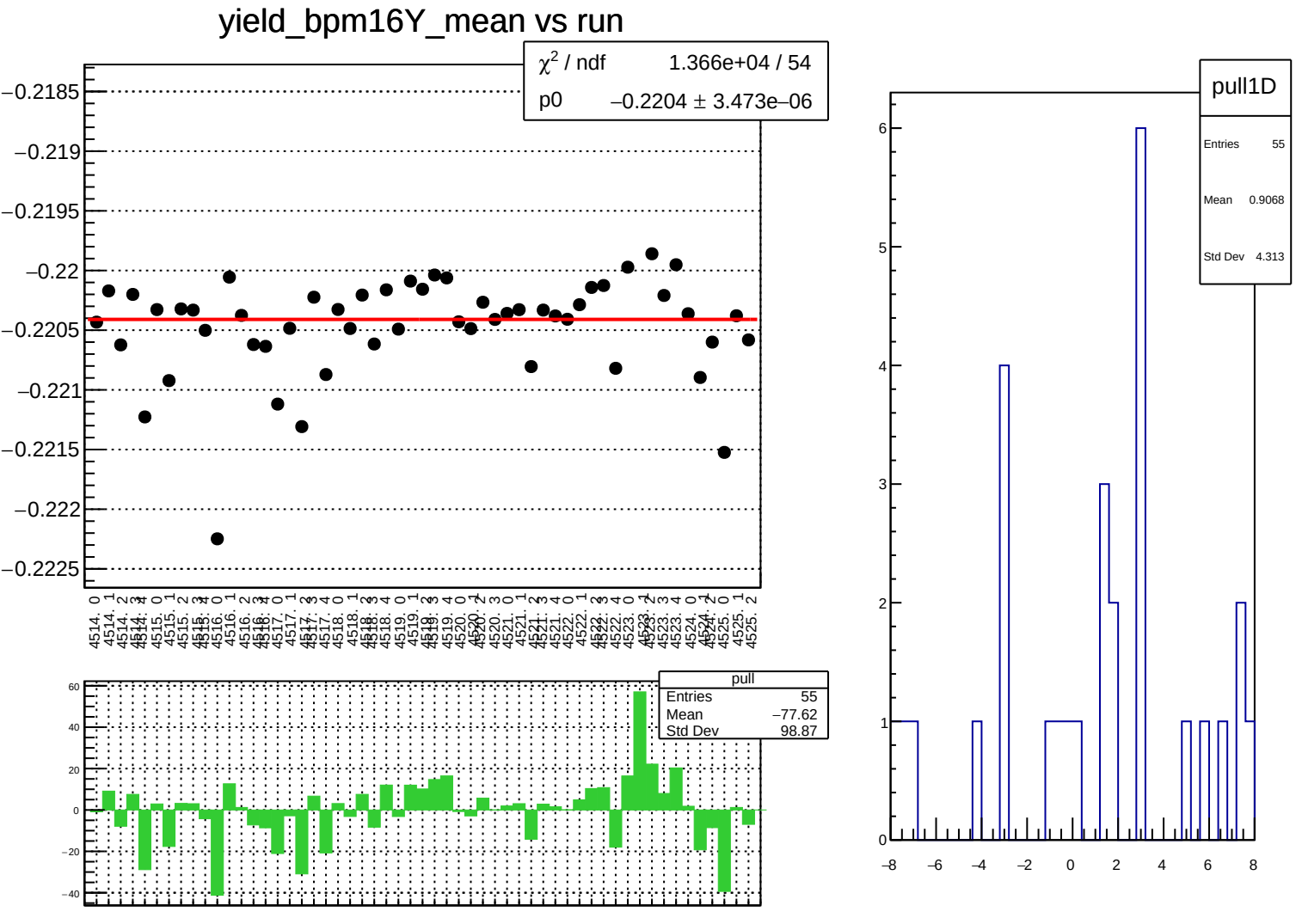
yield_bpm16Y_mean vs run
χ^2 / ndf 1.366e+04 / 54
p0 −0.2204 ± 3.473e−06
pull
Entries 55
Mean −77.62
Std Dev 98.87
pull1D
Entries 55
Mean 0.9068
Std Dev 4.313

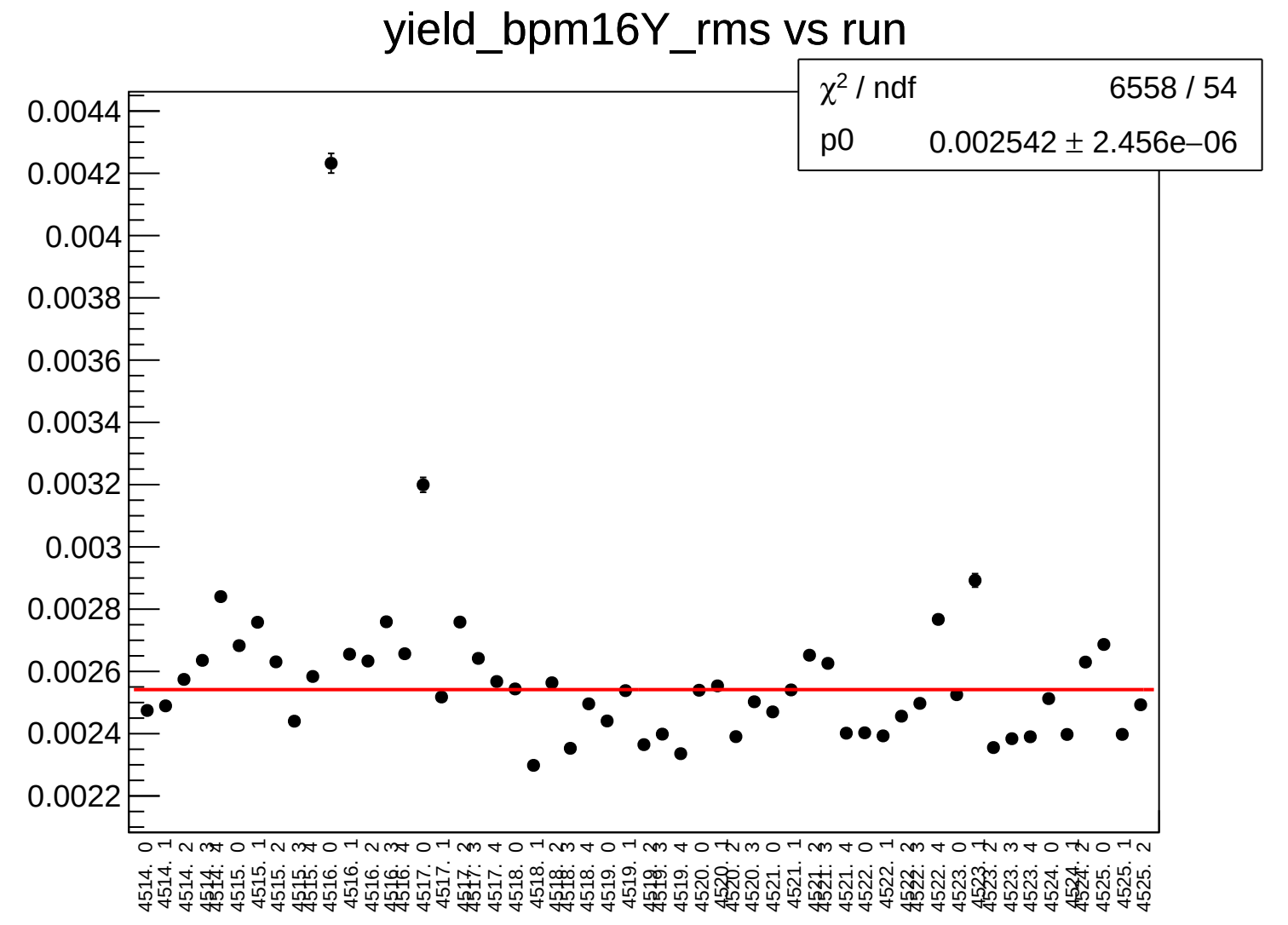
yield_bpm16Y_rms vs run
χ2 / ndf 6558 / 54
p0 0.002542 ± 2.456e−06
0.0044
0.0042
0.004
0.0038
0.0036
0.0034
0.0032
0.003
0.0028
0.0026
0.0024
0.0022
4514. 0
4514. 1
4514. 2
4514. 3
4514. 4
4515. 0
4515. 1
4515. 2
4515. 3
4515. 4
4516. 0
4516. 1
4516. 2
4516. 3
4516. 4
4517. 0
4517. 1
4517. 2
4517. 3
4517. 4
4518. 0
4518. 1
4518. 2
4518. 3
4518. 4
4519. 0
4519. 1
4519. 2
4519. 3
4519. 4
4520. 0
4520. 1
4520. 2
4520. 3
4521. 0
4521. 1
4521. 2
4521. 3
4521. 4
4522. 0
4522. 1
4522. 2
4522. 3
4522. 4
4523. 0
4523. 1
4523. 2
4523. 3
4523. 4
4524. 0
4524. 1
4524. 2
4525. 0
4525. 1
4525. 2

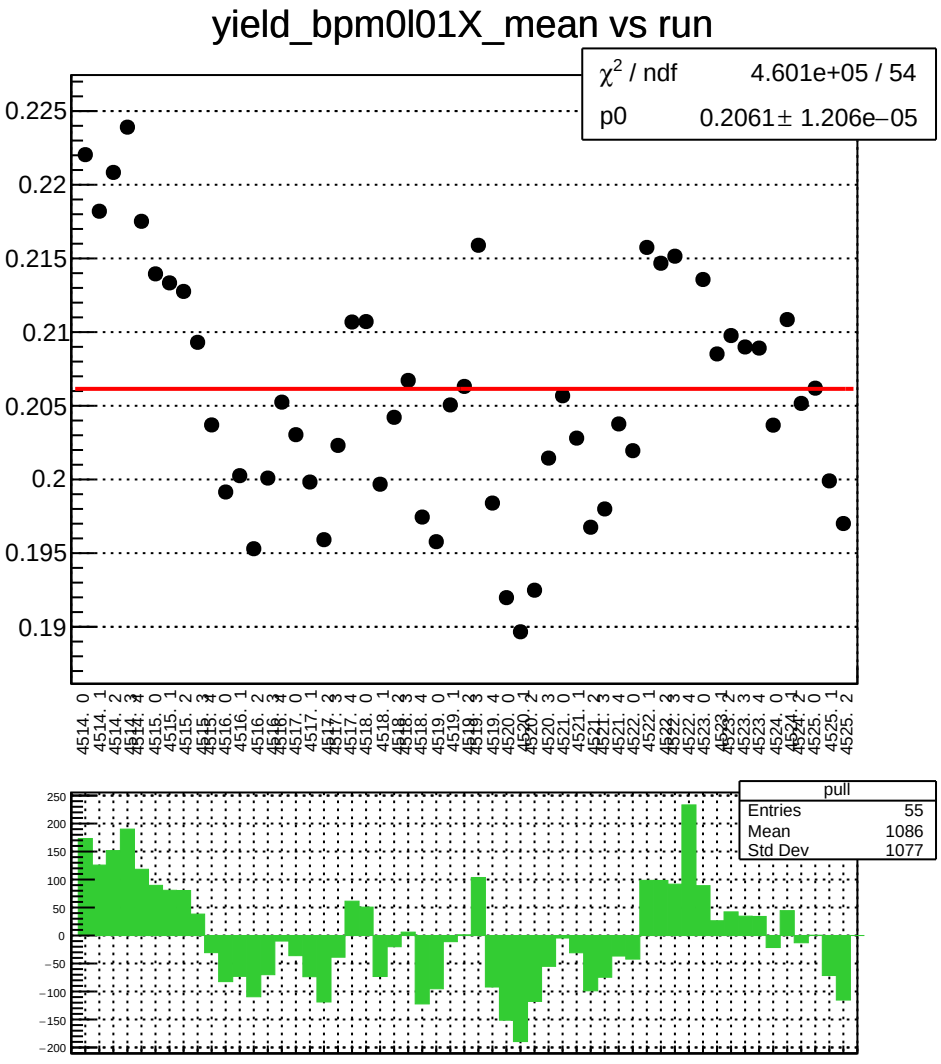
yield_bpm0l01X_mean vs run
χ^2 / ndf 4.601e+05 / 54
p0 0.2061 ± 1.206e−05
pull
Entries 55
Mean 1086
Std Dev 1077

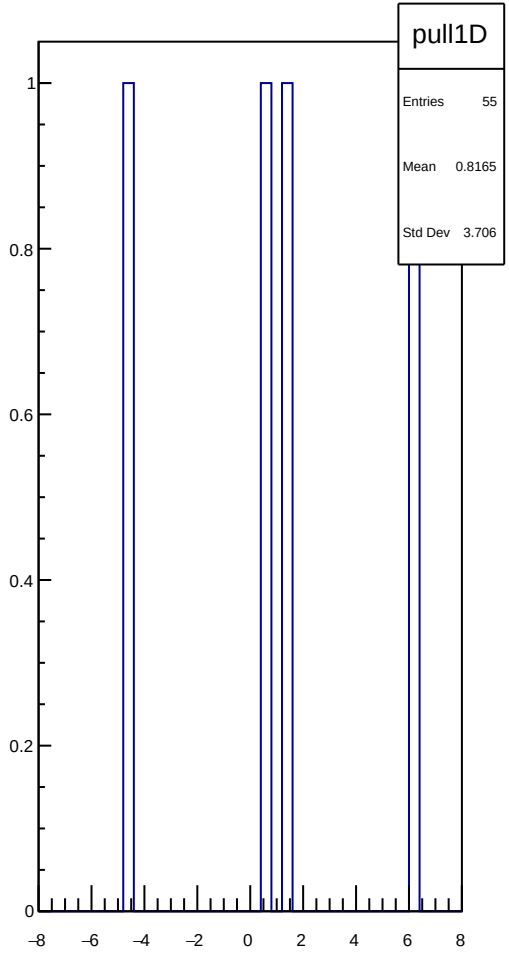
pull1D
Entries 55
Mean 0.8165
Std Dev 3.706

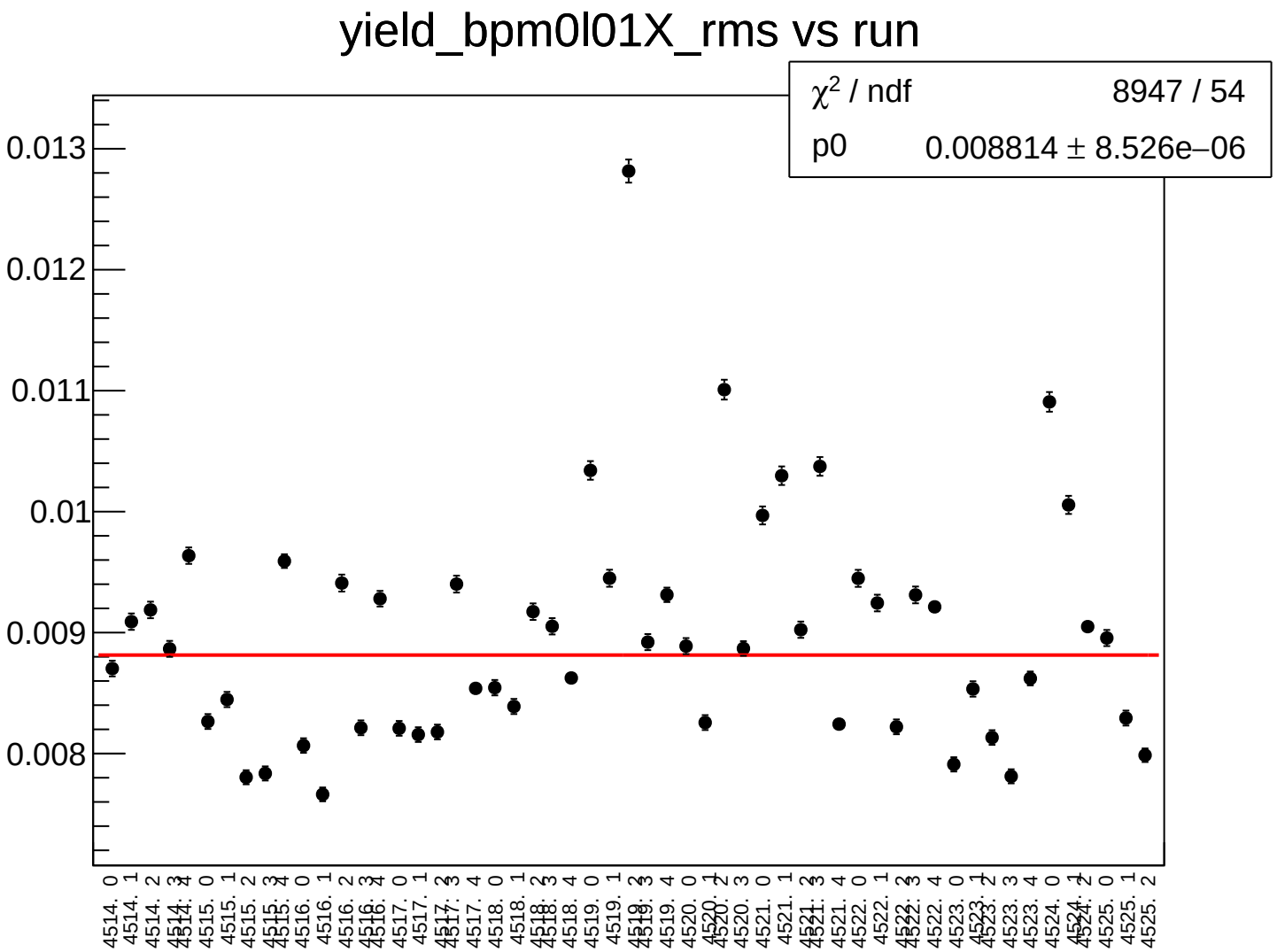
yield_bpm0l01X_rms vs run
χ2 / ndf 8947 / 54
p0 0.008814 ± 8.526e−06
0.013
0.012
0.011
0.01
0.009
0.008
4514. 0
4514. 1
4514. 2
4514. 3
4514. 4
4515. 0
4515. 1
4515. 2
4515. 3
4515. 4
4516. 0
4516. 1
4516. 2
4516. 3
4516. 4
4517. 0
4517. 1
4517. 2
4517. 3
4517. 4
4518. 0
4518. 1
4518. 2
4518. 3
4518. 4
4519. 0
4519. 1
4519. 2
4519. 3
4519. 4
4520. 0
4520. 1
4520. 2
4520. 3
4521. 0
4521. 1
4521. 2
4521. 3
4521. 4
4522. 0
4522. 1
4522. 2
4522. 3
4522. 4
4523. 0
4523. 1
4523. 2
4523. 3
4523. 4
4524. 0
4524. 1
4524. 2
4525. 0
4525. 1
4525. 2

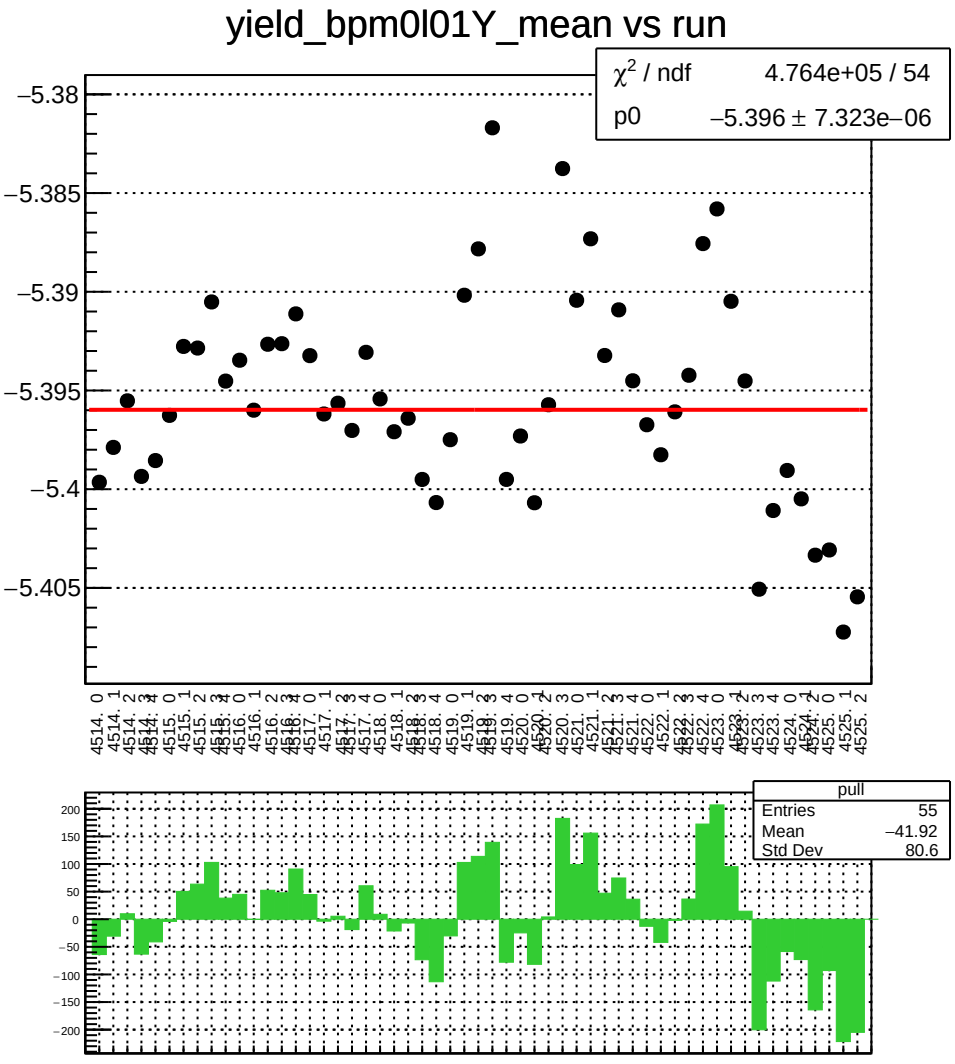
yield_bpm0l01Y_mean vs run
χ² / ndf 4.764e+05 / 54
p0 −5.396 ± 7.323e−06
−5.38
−5.385
−5.39
−5.395
−5.4
−5.405
pull
Entries 55
Mean −41.92
Std Dev 80.6
200
150
100
50
0
−50
−100
−150
−200

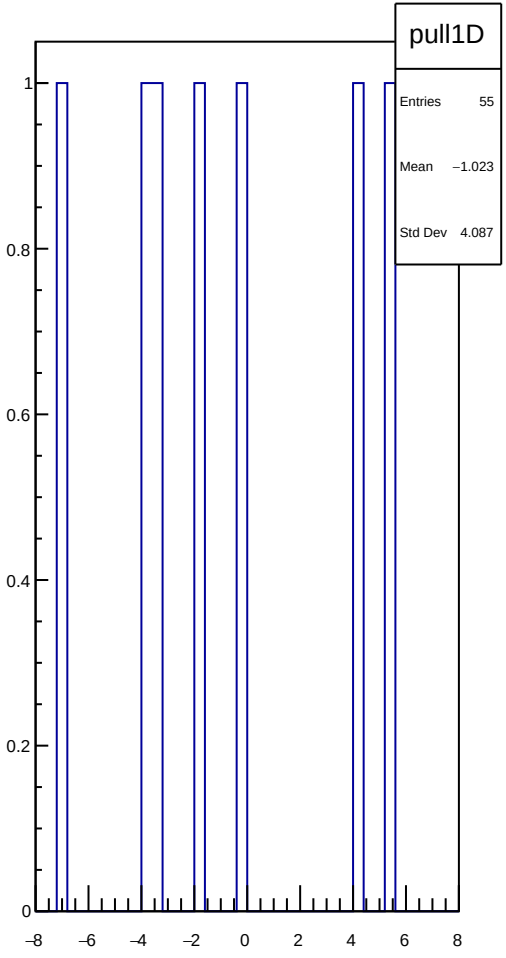
pull1D
Entries 55
Mean −1.023
Std Dev 4.087
1
0.8
0.6
0.4
0.2
0
−8
−6
−4
−2
0
2
4
6
8

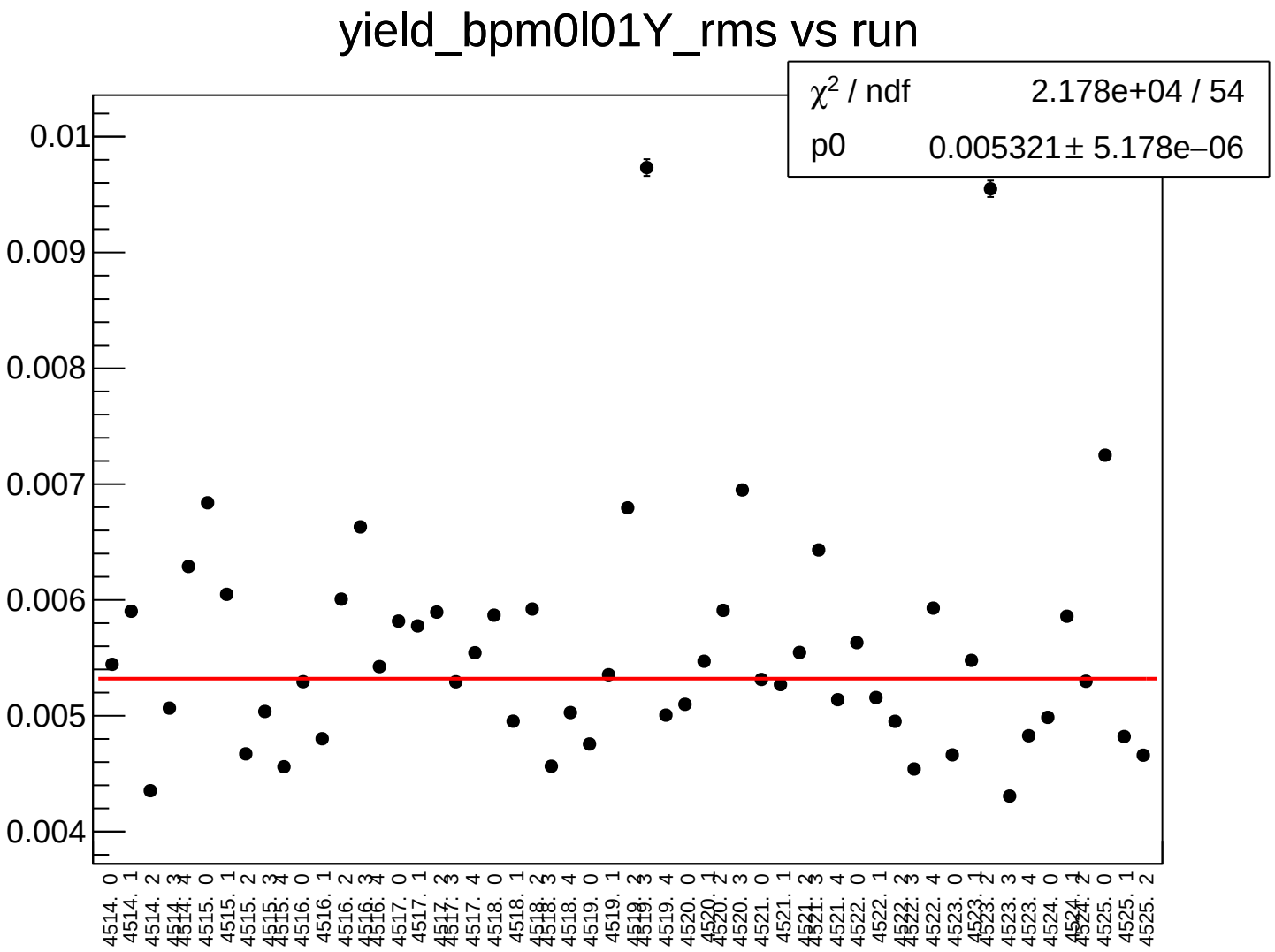
yield_bpm0l01Y_rms vs run
χ^2 / ndf 2.178e+04 / 54
p0 0.005321 ± 5.178e−06
0.01
0.009
0.008
0.007
0.006
0.005
0.004

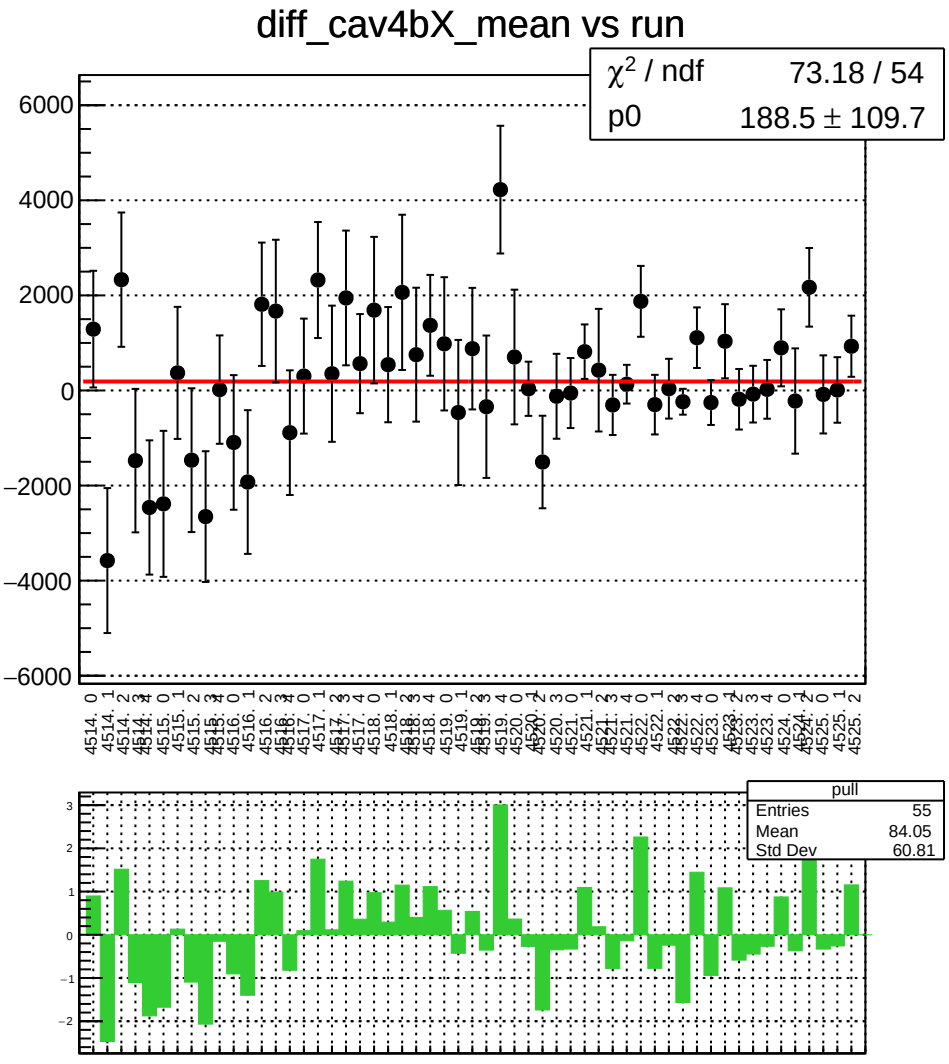
diff_cav4bX_mean vs run
χ² / ndf 73.18 / 54
p0 188.5 ± 109.7
pull
Entries 55
Mean 84.05
Std Dev 60.81

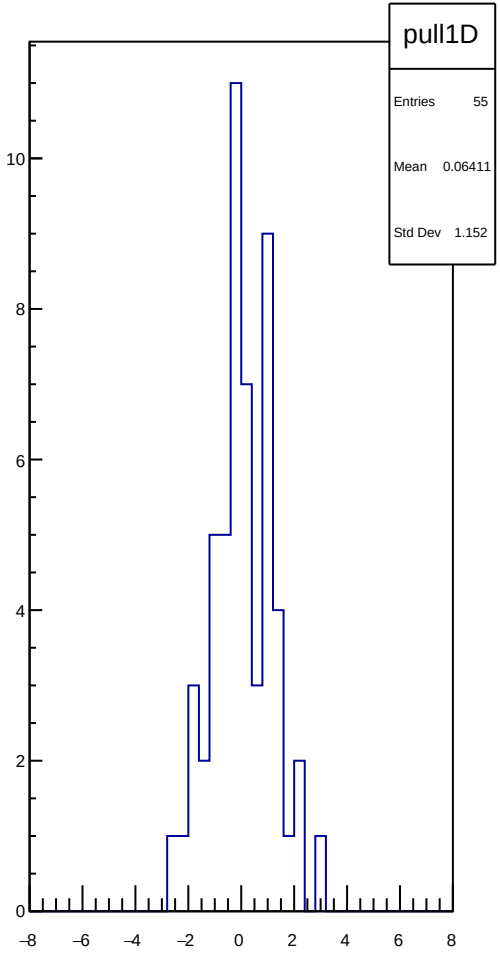
pull1D
Entries 55
Mean 0.06411
Std Dev 1.152

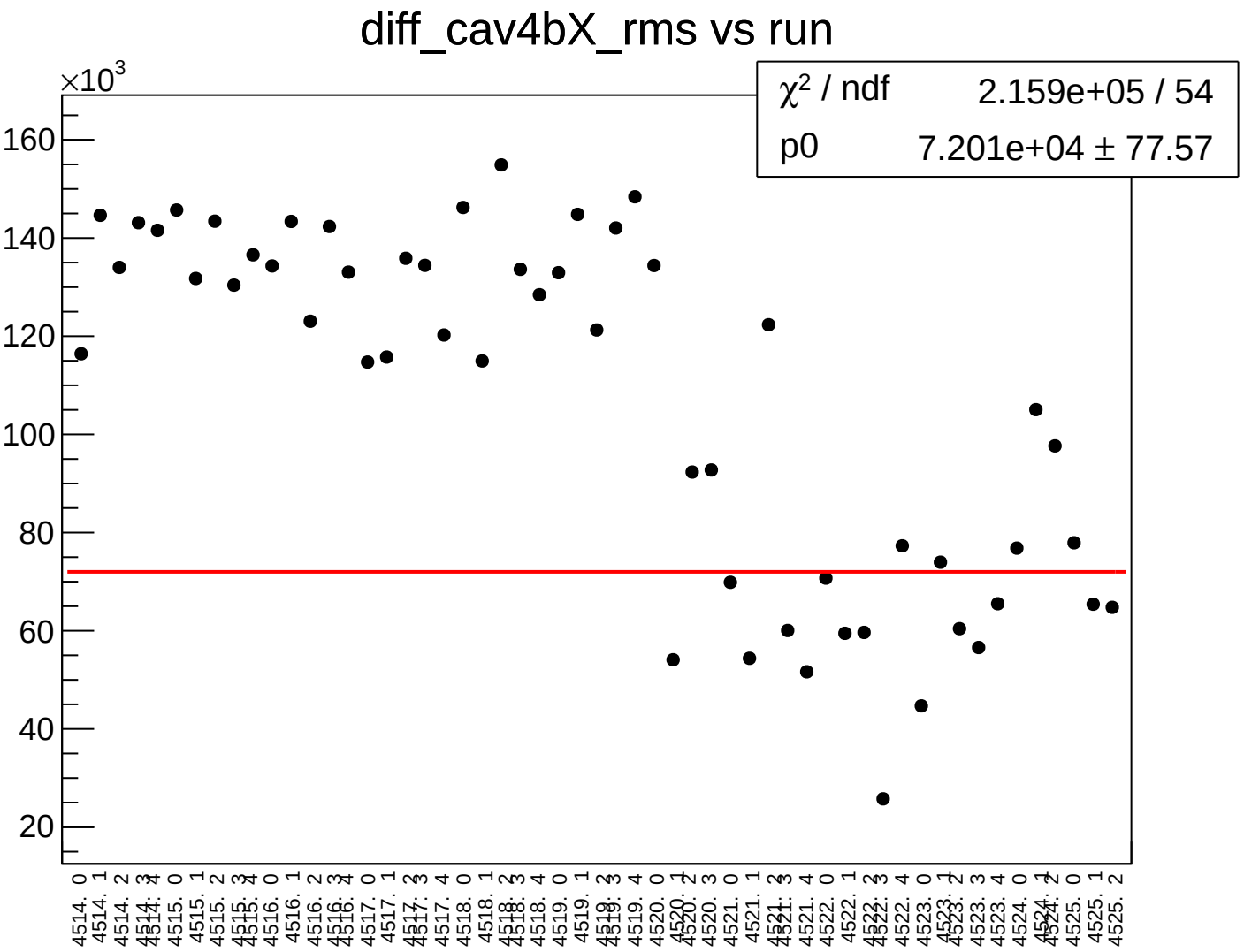
diff_cav4bX_rms vs run
×10^3
χ² / ndf 2.159e+05 / 54
p0 7.201e+04 ± 77.57
160
140
120
100
80
60
40
20
4514. 0
4514. 1
4514. 2
4514. 3
4514. 4
4515. 0
4515. 1
4515. 2
4515. 3
4515. 4
4516. 0
4516. 1
4516. 2
4516. 3
4516. 4
4517. 0
4517. 1
4517. 2
4517. 3
4517. 4
4518. 0
4518. 1
4518. 2
4518. 3
4518. 4
4519. 0
4519. 1
4519. 2
4519. 3
4519. 4
4520. 0
4520. 1
4520. 2
4520. 3
4521. 0
4521. 1
4521. 2
4521. 3
4521. 4
4522. 0
4522. 1
4522. 2
4522. 3
4522. 4
4523. 0
4523. 1
4523. 2
4523. 3
4523. 4
4524. 0
4524. 1
4524. 2
4525. 0
4525. 1
4525. 2

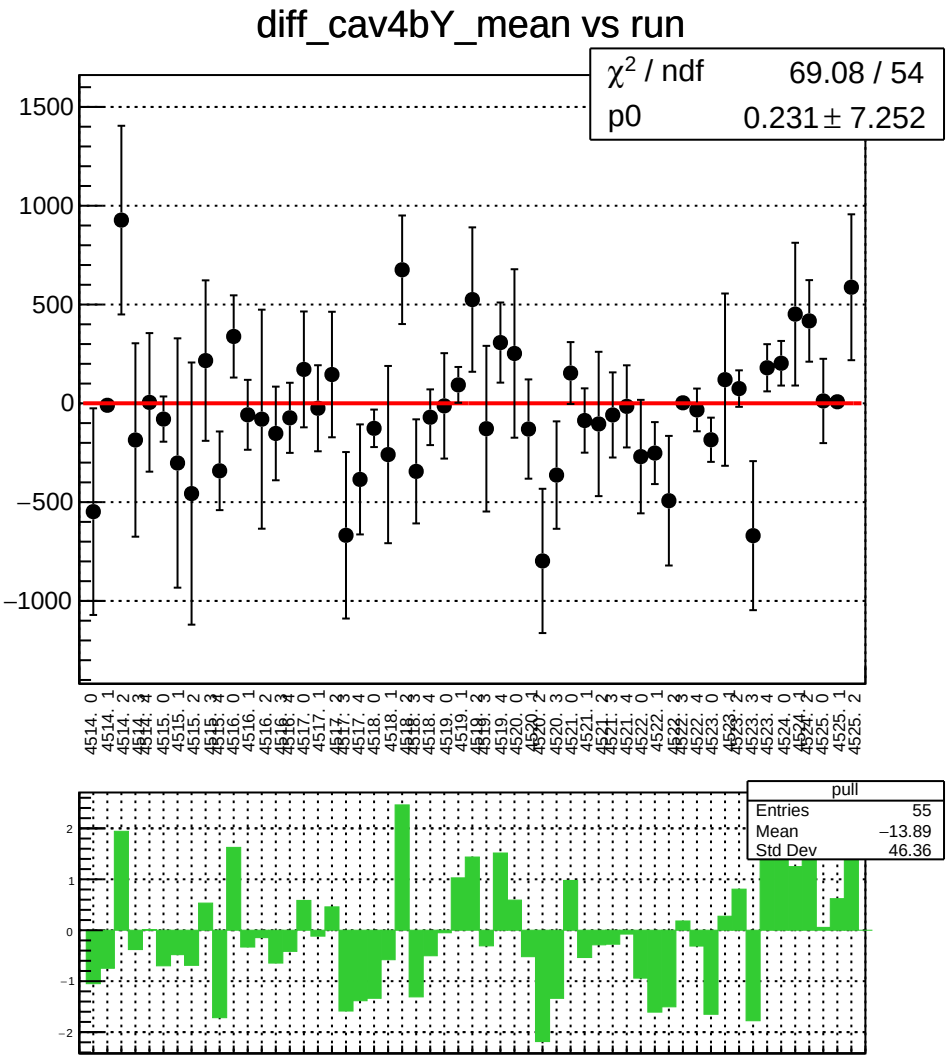
diff_cav4bY_mean vs run
χ^2 / ndf 69.08 / 54
p0 0.231 ± 7.252
pull
Entries 55
Mean −13.89
Std Dev 46.36

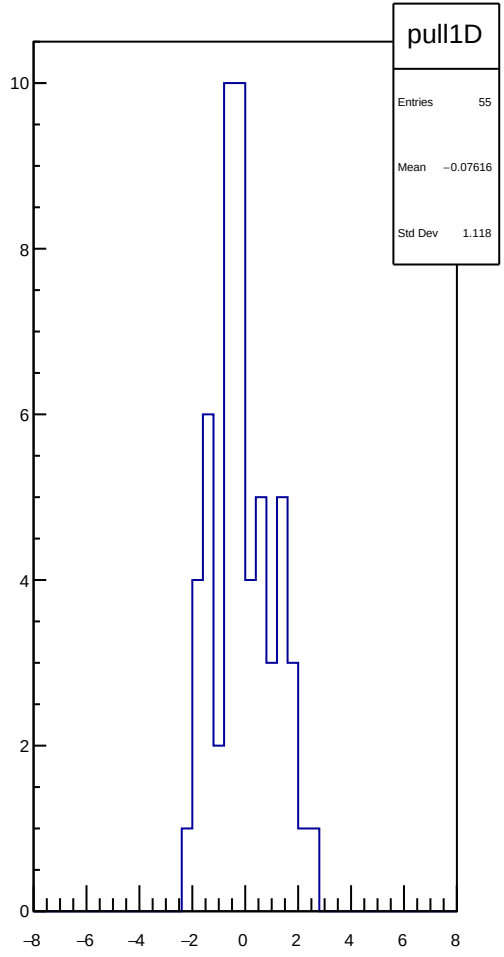
pull1D
Entries 55
Mean −0.07616
Std Dev 1.118

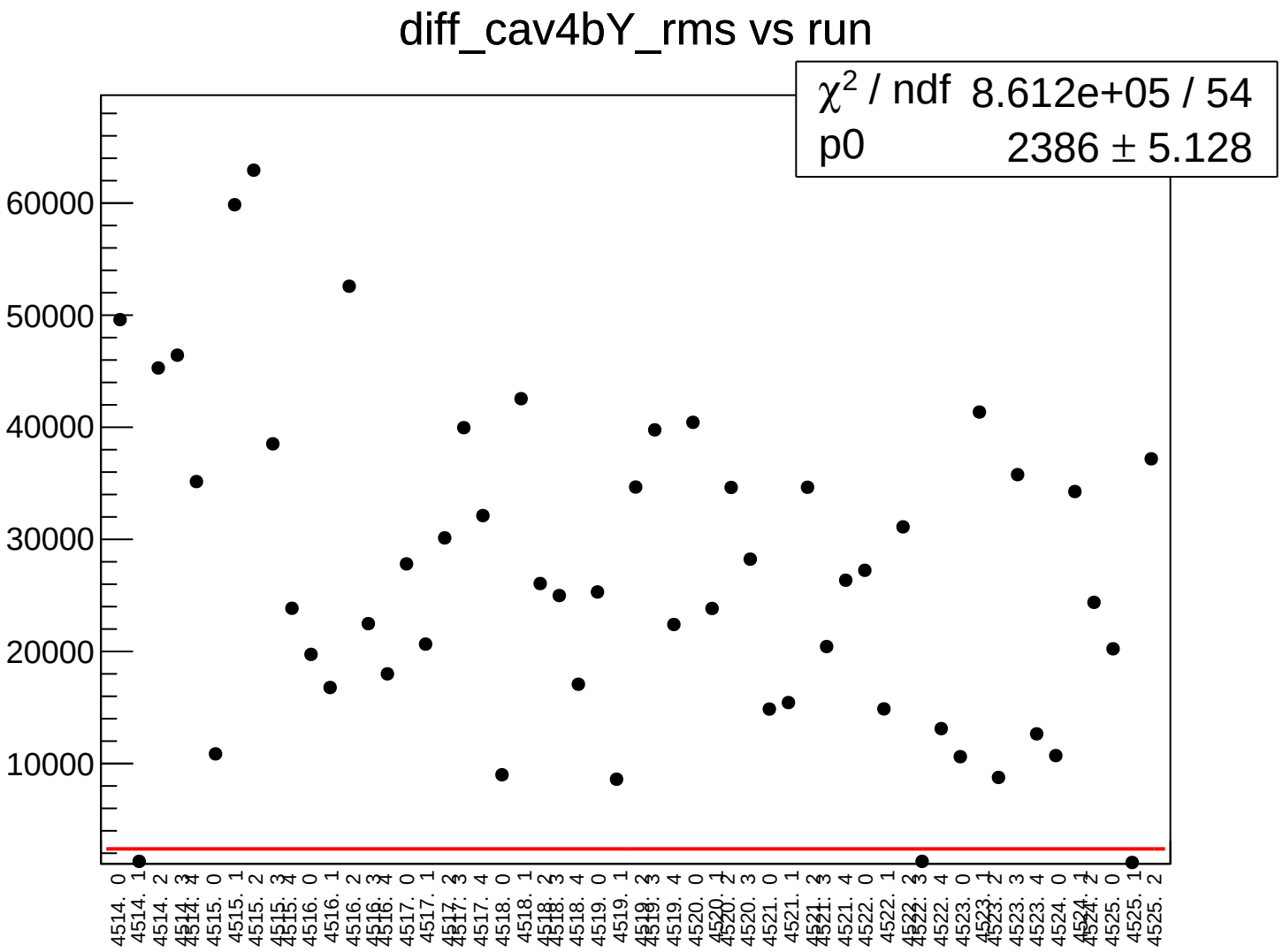
diff_cav4bY_rms vs run
χ² / ndf 8.612e+05 / 54
p0 2386 ± 5.128
60000
50000
40000
30000
20000
10000
4514. 0
4514. 1
4514. 2
4514. 3
4514. 4
4515. 0
4515. 1
4515. 2
4515. 3
4515. 4
4516. 0
4516. 1
4516. 2
4516. 3
4516. 4
4517. 0
4517. 1
4517. 2
4517. 3
4517. 4
4518. 0
4518. 1
4518. 2
4518. 3
4518. 4
4519. 0
4519. 1
4519. 2
4519. 3
4519. 4
4520. 0
4520. 1
4520. 2
4520. 3
4521. 0
4521. 1
4521. 2
4521. 3
4521. 4
4522. 0
4522. 1
4522. 2
4522. 3
4522. 4
4523. 0
4523. 1
4523. 2
4523. 3
4523. 4
4524. 0
4524. 1
4524. 2
4525. 0
4525. 1
4525. 2

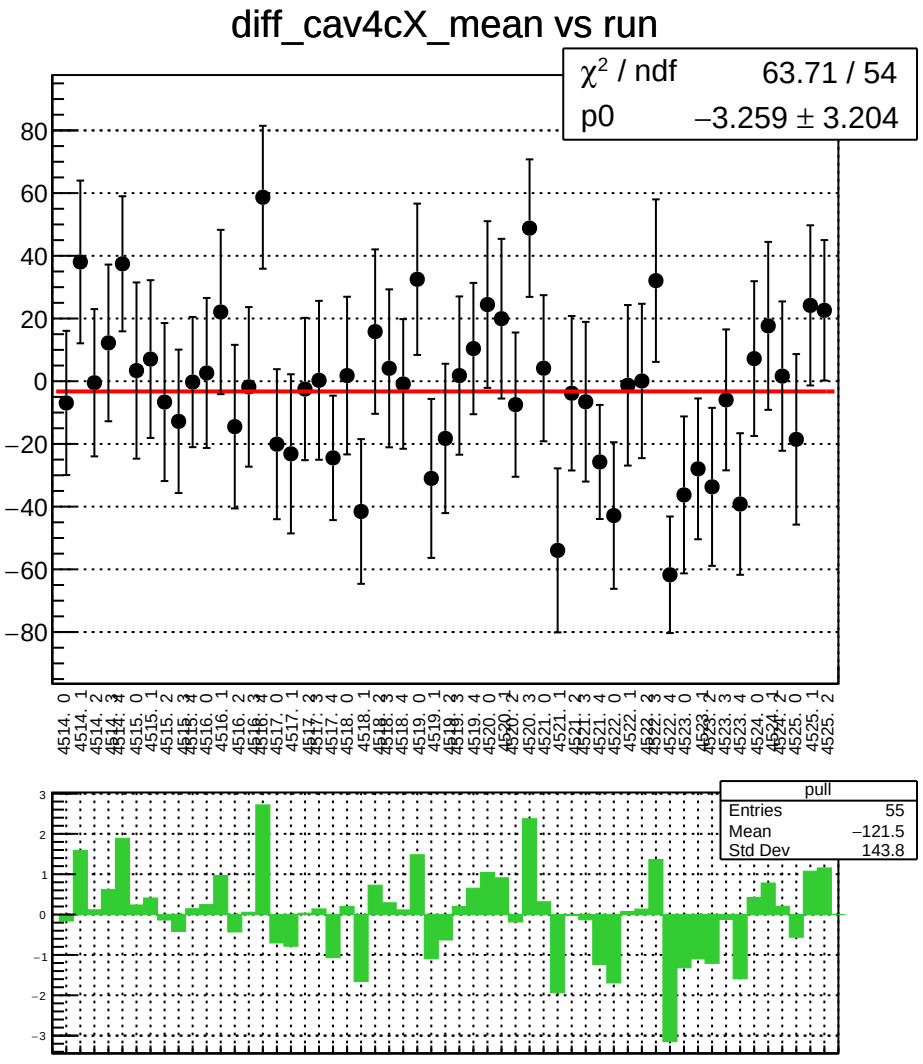
diff_cav4cX_mean vs run
χ^2 / ndf 63.71 / 54
p0 −3.259 ± 3.204
pull
Entries 55
Mean −121.5
Std Dev 143.8

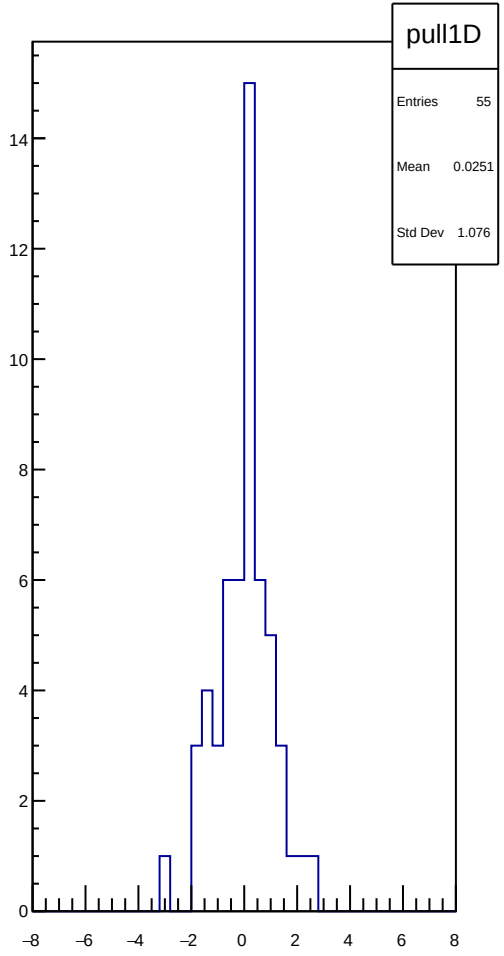
pull1D
Entries 55
Mean 0.0251
Std Dev 1.076

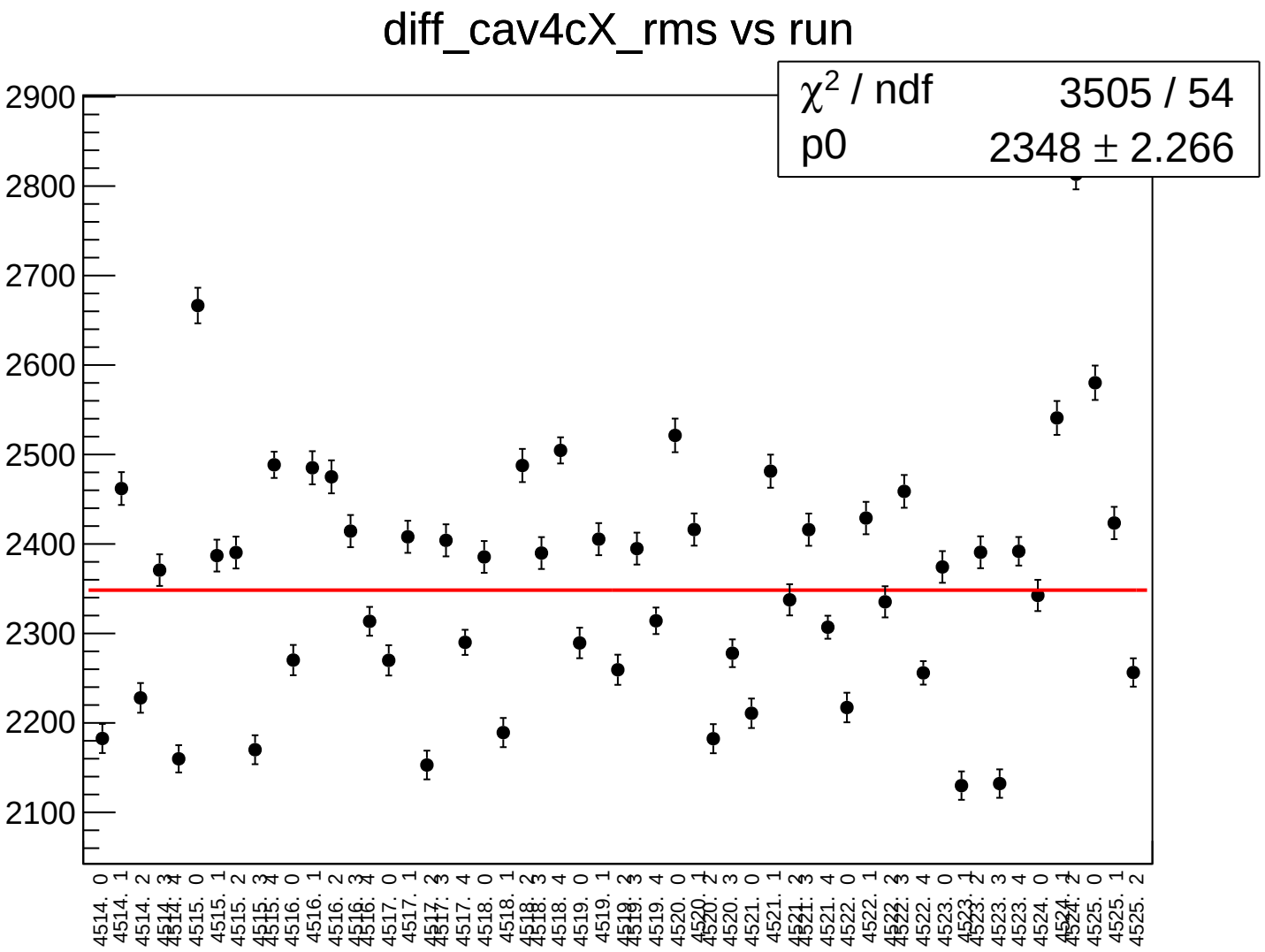
diff_cav4cX_rms vs run
χ² / ndf 3505 / 54
p0 2348 ± 2.266
2900
2800
2700
2600
2500
2400
2300
2200
2100
4514. 0
4514. 1
4514. 2
4514. 3
4514. 4
4515. 0
4515. 1
4515. 2
4515. 3
4515. 4
4516. 0
4516. 1
4516. 2
4516. 3
4516. 4
4517. 0
4517. 1
4517. 2
4517. 3
4517. 4
4518. 0
4518. 1
4518. 2
4518. 3
4518. 4
4519. 0
4519. 1
4519. 2
4519. 3
4519. 4
4520. 0
4520. 1
4520. 2
4520. 3
4521. 0
4521. 1
4521. 2
4521. 3
4521. 4
4522. 0
4522. 1
4522. 2
4522. 3
4522. 4
4523. 0
4523. 1
4523. 2
4523. 3
4523. 4
4524. 0
4524. 1
4524. 2
4525. 0
4525. 1
4525. 2

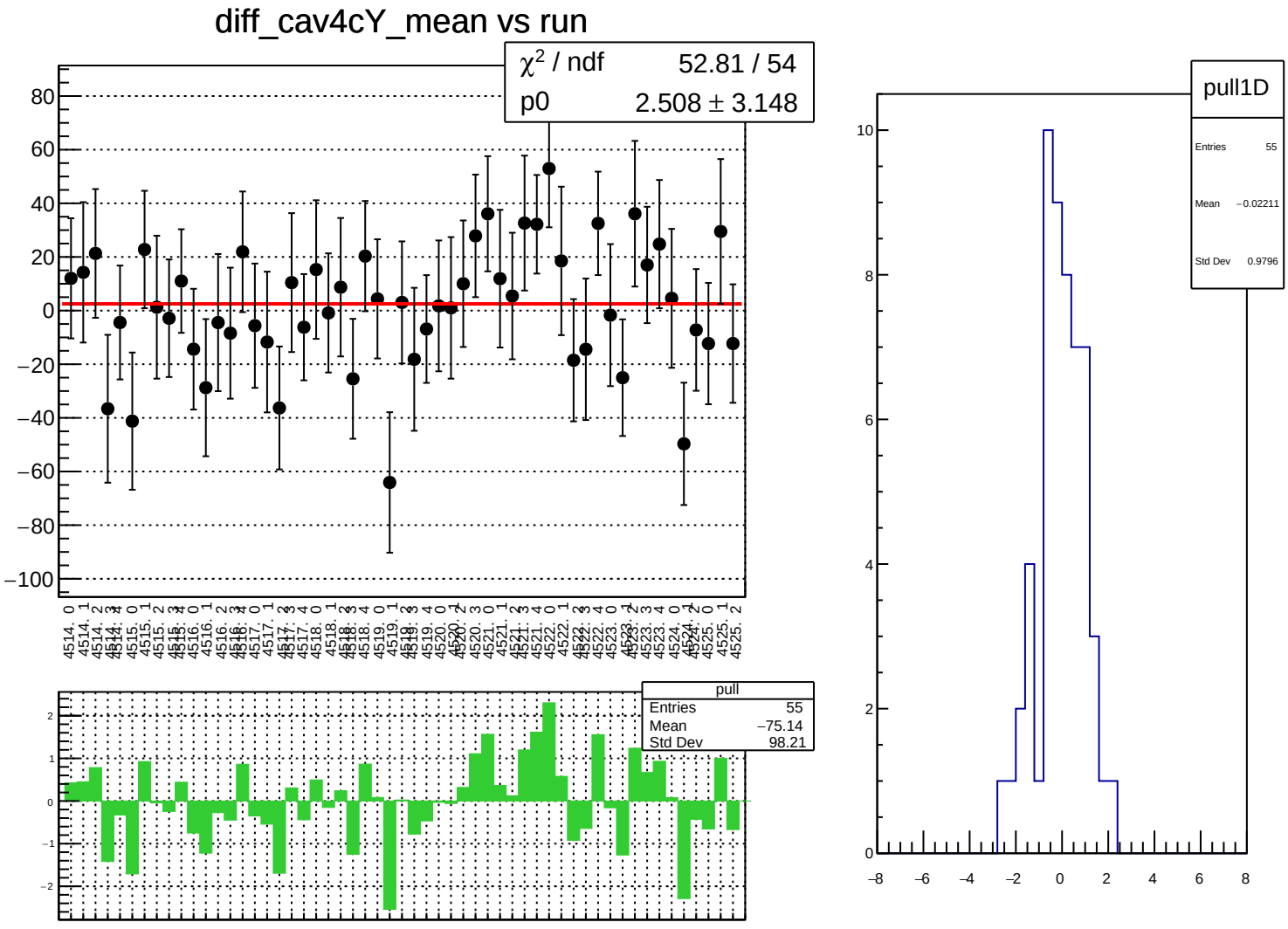
diff_cav4cY_mean vs run
χ² / ndf 52.81 / 54
p0 2.508 ± 3.148
pull
Entries 55
Mean −75.14
Std Dev 98.21
pull1D
Entries 55
Mean −0.02211
Std Dev 0.9796

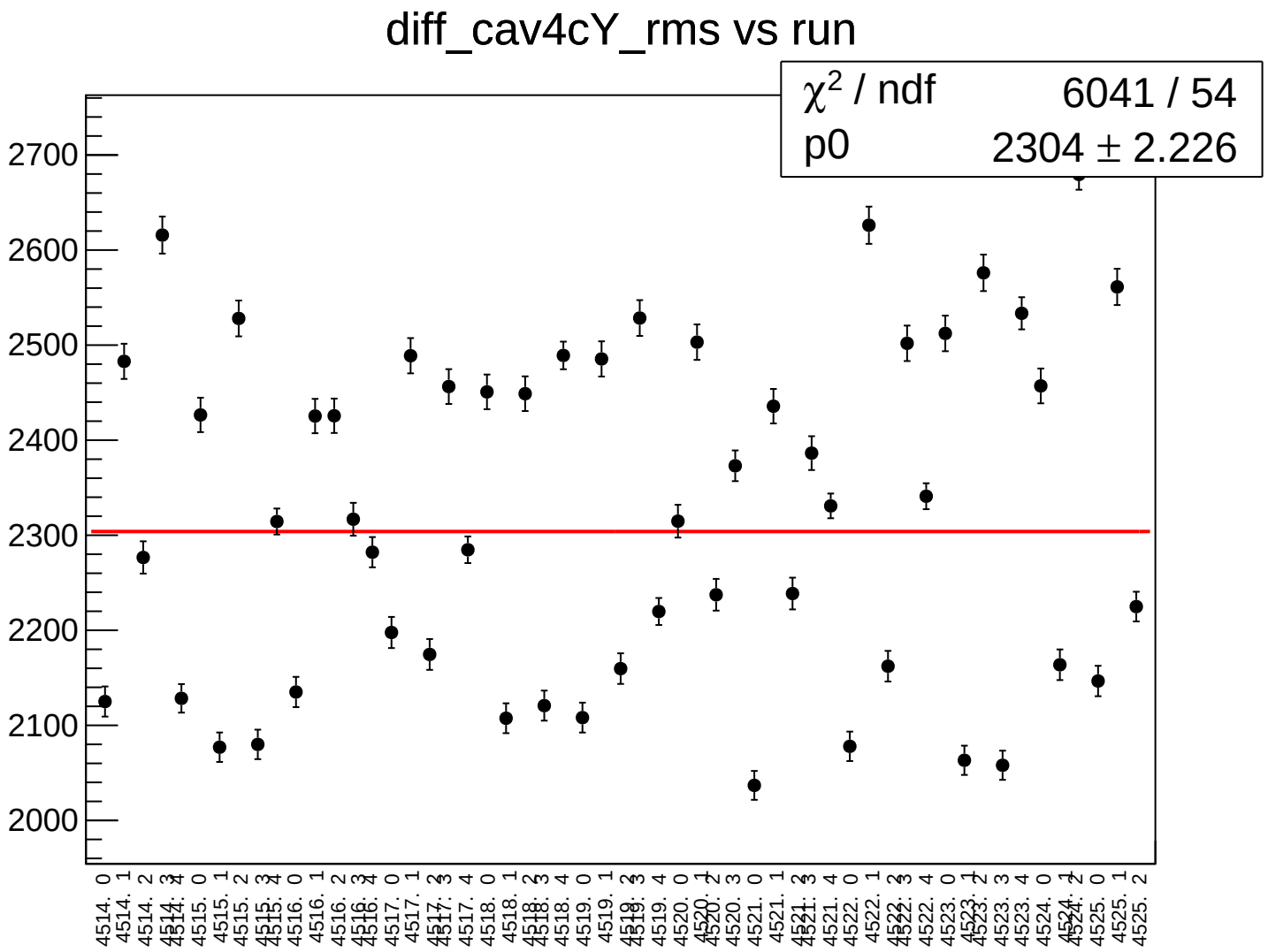
diff_cav4cY_rms vs run
χ² / ndf 6041 / 54
p0 2304 ± 2.226
2700
2600
2500
2400
2300
2200
2100
2000
4514. 0
4514. 1
4514. 2
4514. 3
4514. 4
4515. 0
4515. 1
4515. 2
4515. 3
4515. 4
4516. 0
4516. 1
4516. 2
4516. 3
4516. 4
4517. 0
4517. 1
4517. 2
4517. 3
4517. 4
4518. 0
4518. 1
4518. 2
4518. 3
4518. 4
4519. 0
4519. 1
4519. 2
4519. 3
4519. 4
4520. 0
4520. 1
4520. 2
4520. 3
4521. 0
4521. 1
4521. 2
4521. 3
4521. 4
4522. 0
4522. 1
4522. 2
4522. 3
4522. 4
4523. 0
4523. 1
4523. 2
4523. 3
4523. 4
4524. 0
4524. 1
4524. 2
4525. 0
4525. 1
4525. 2

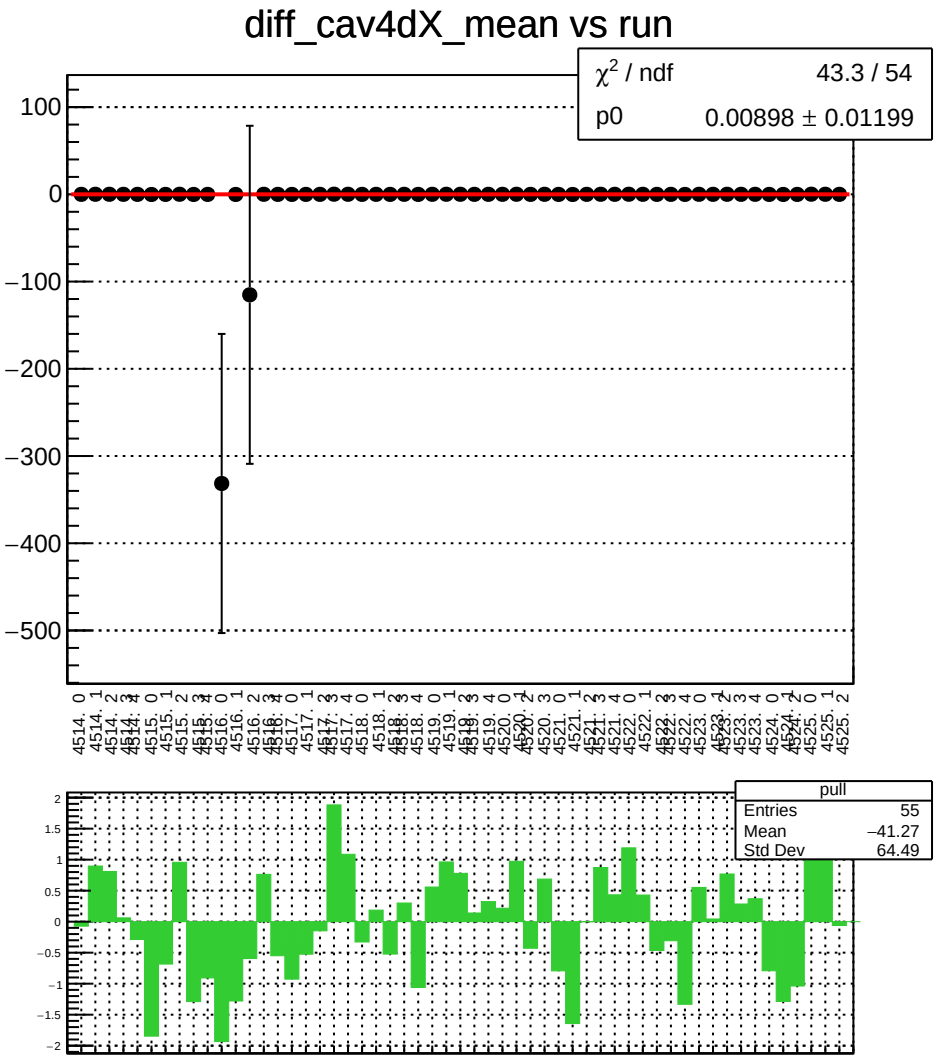
diff_cav4dX_mean vs run
χ² / ndf 43.3 / 54
p0 0.00898 ± 0.01199
pull
Entries 55
Mean −41.27
Std Dev 64.49

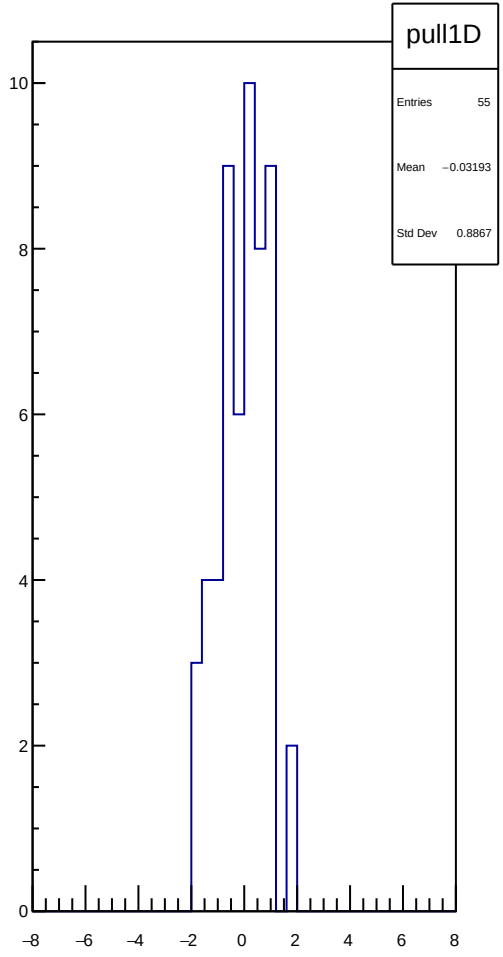
pull1D
Entries 55
Mean −0.03193
Std Dev 0.8867

diff_cav4dX_rms vs run

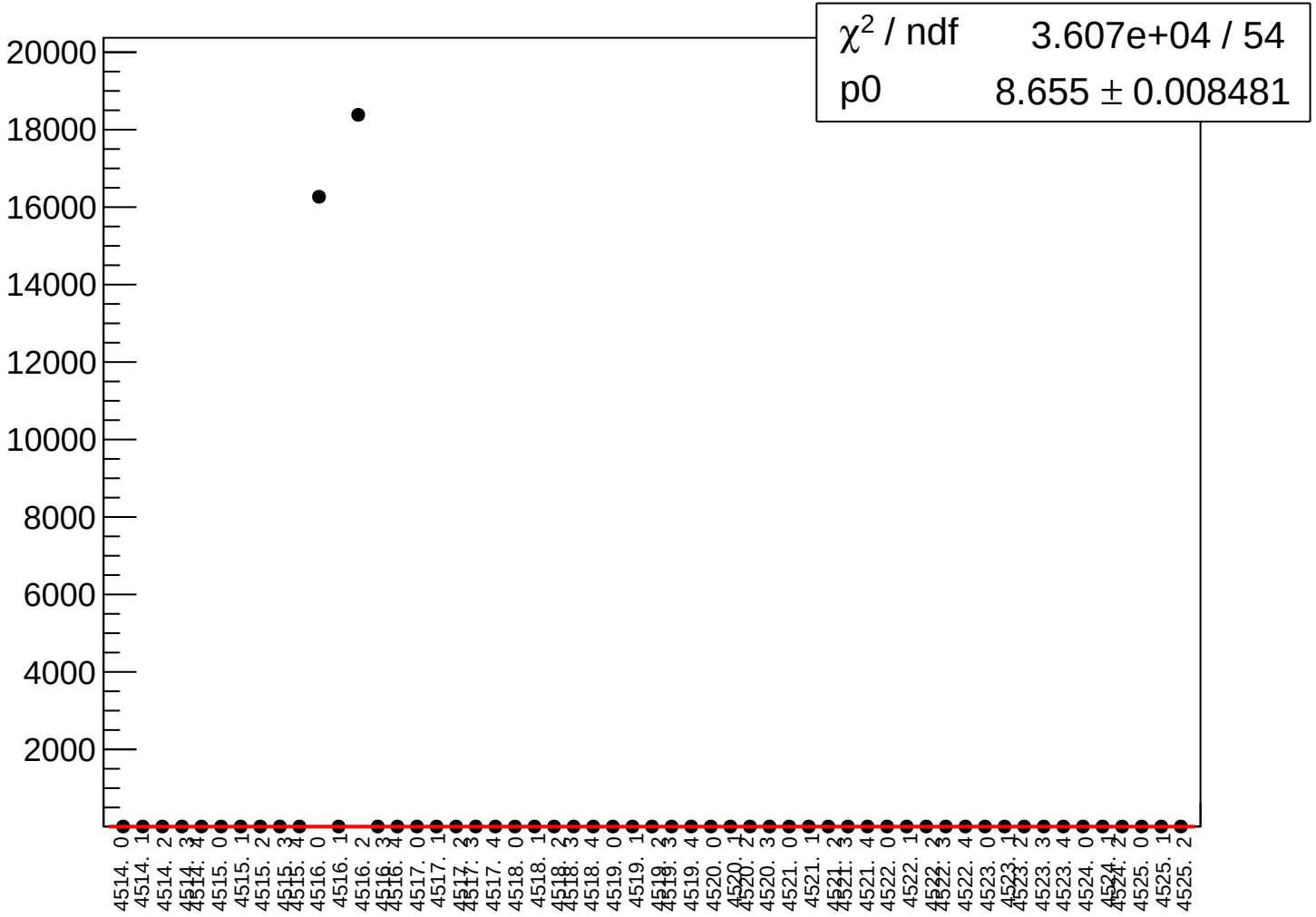

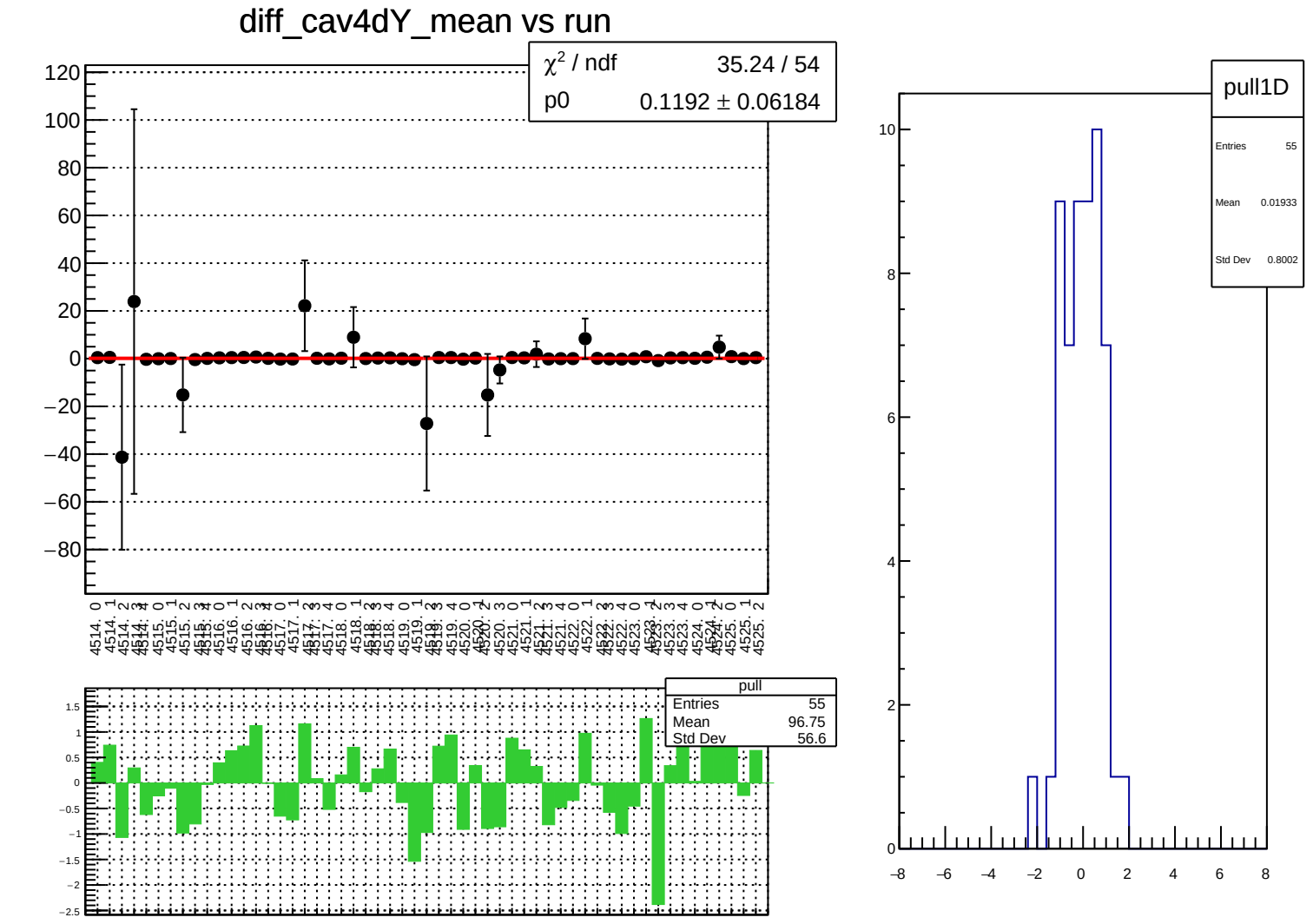
diff_cav4dY_mean vs run
χ^2 / ndf 35.24 / 54
p0 0.1192 ± 0.06184
pull
Entries 55
Mean 96.75
Std Dev 56.6
pull1D
Entries 55
Mean 0.01933
Std Dev 0.8002

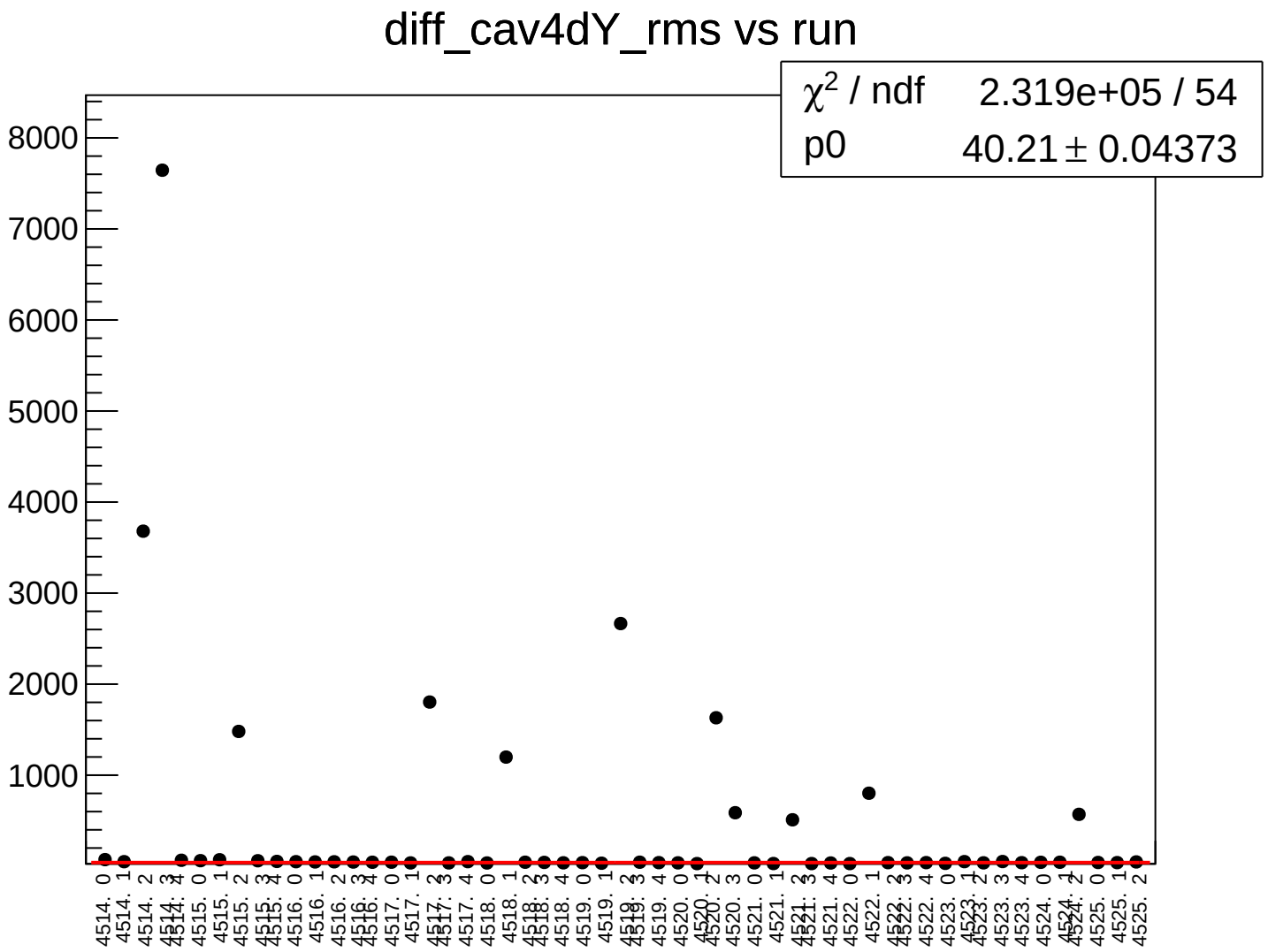
diff_cav4dY_rms vs run
χ^2 / ndf 2.319e+05 / 54
p0 40.21 ± 0.04373
8000
7000
6000
5000
4000
3000
2000
1000
4514. 0
4514. 1
4514. 2
4514. 3
4514. 4
4515. 0
4515. 1
4515. 2
4515. 3
4515. 4
4516. 0
4516. 1
4516. 2
4516. 3
4516. 4
4517. 0
4517. 1
4517. 2
4517. 3
4517. 4
4518. 0
4518. 1
4518. 2
4518. 3
4518. 4
4519. 0
4519. 1
4519. 2
4519. 3
4519. 4
4520. 0
4520. 1
4520. 2
4520. 3
4521. 0
4521. 1
4521. 2
4521. 3
4521. 4
4522. 0
4522. 1
4522. 2
4522. 3
4522. 4
4523. 0
4523. 1
4523. 2
4523. 3
4523. 4
4524. 0
4524. 1
4524. 2
4525. 0
4525. 1
4525. 2

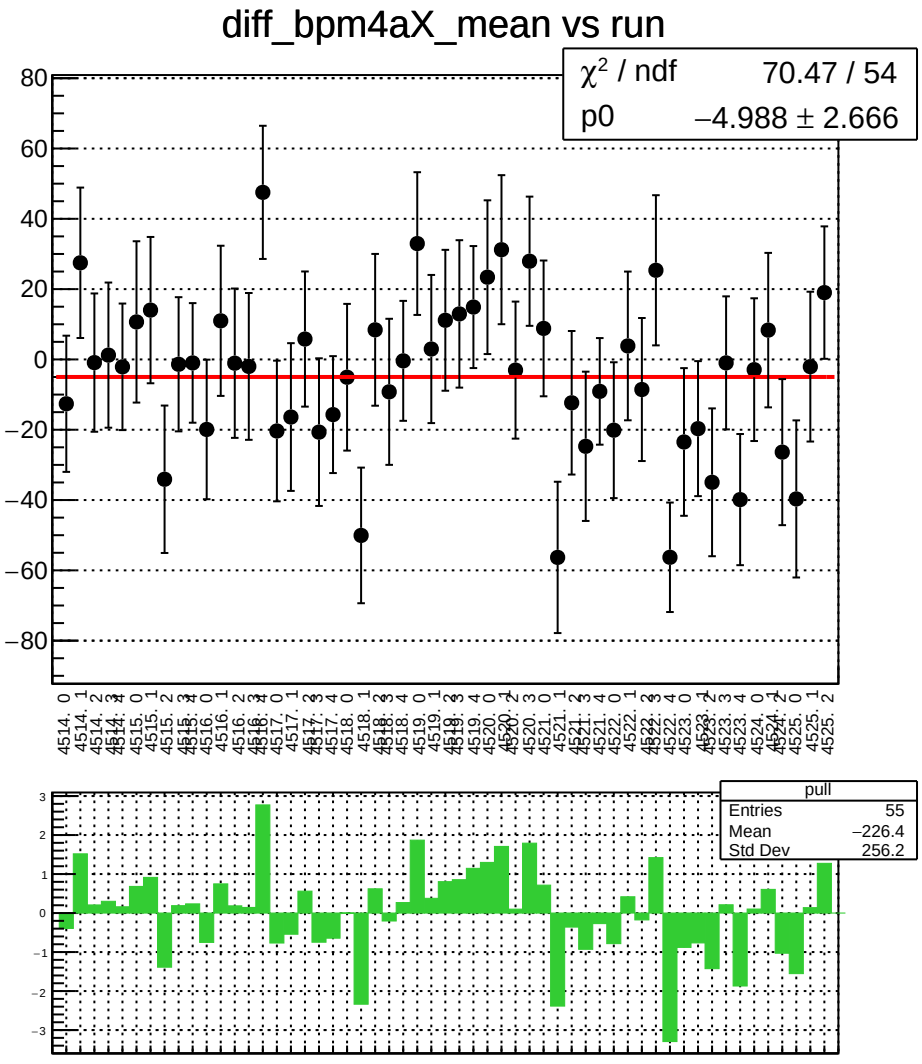
diff_bpm4aX_mean vs run
χ² / ndf 70.47 / 54
p0 −4.988 ± 2.666
pull
Entries 55
Mean −226.4
Std Dev 256.2

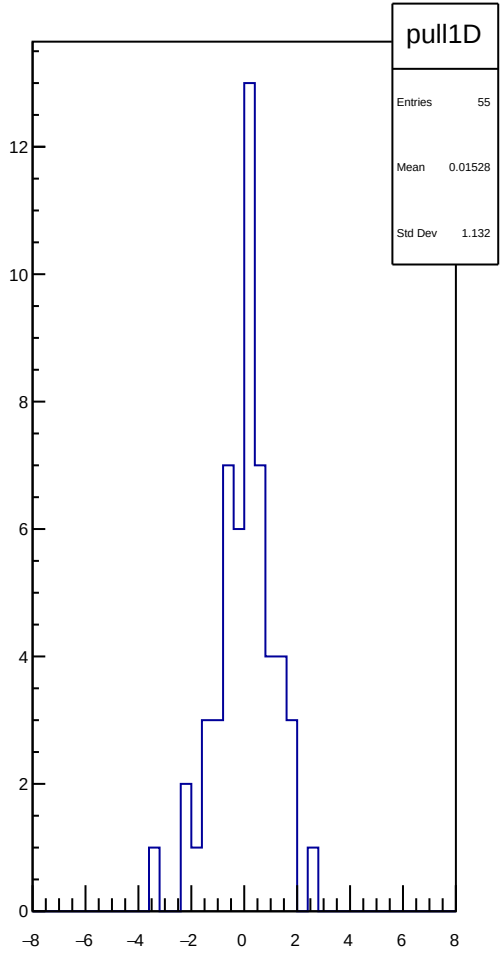
pull1D
Entries 55
Mean 0.01528
Std Dev 1.132

diff_bpm4aX_rms vs run

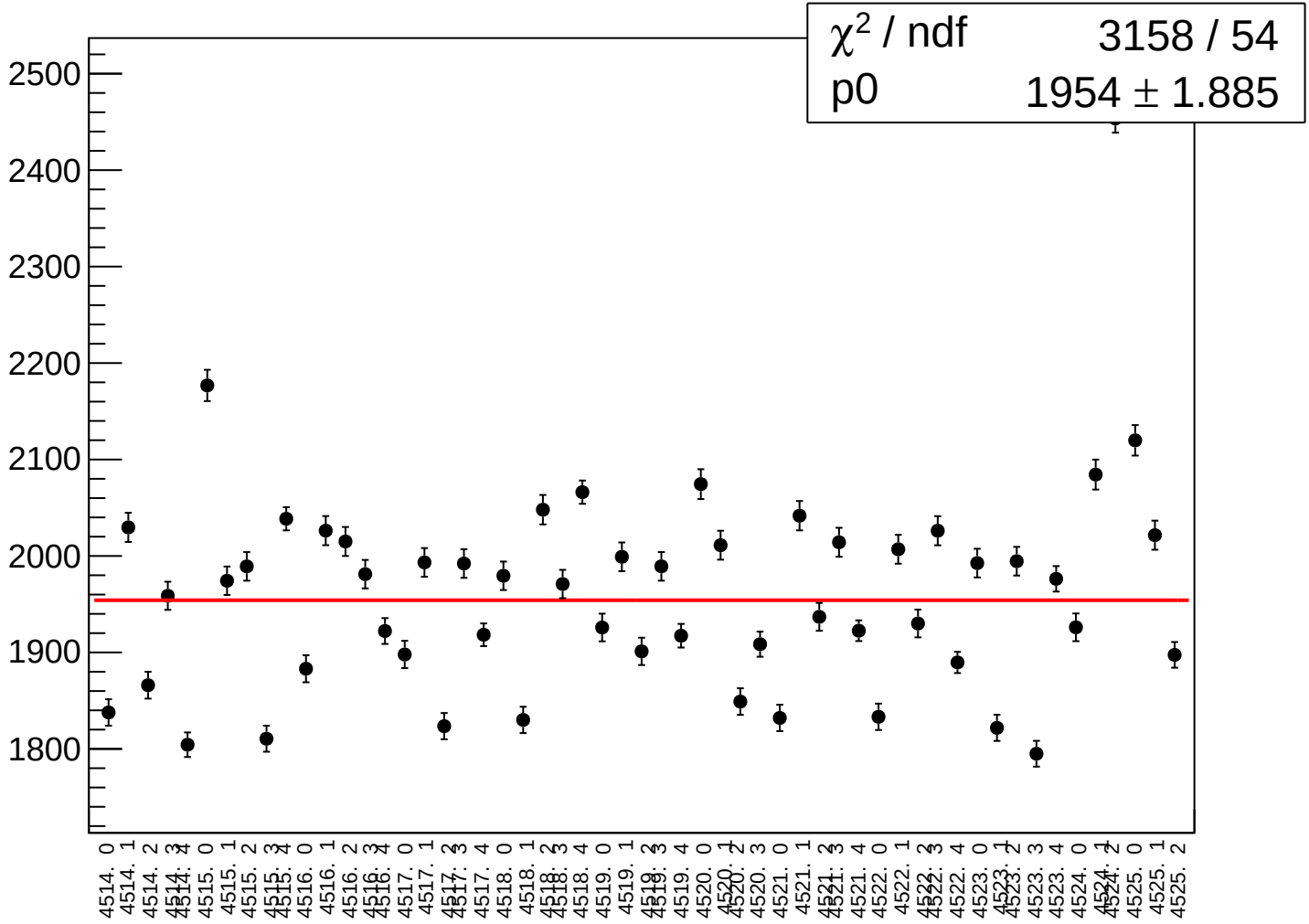

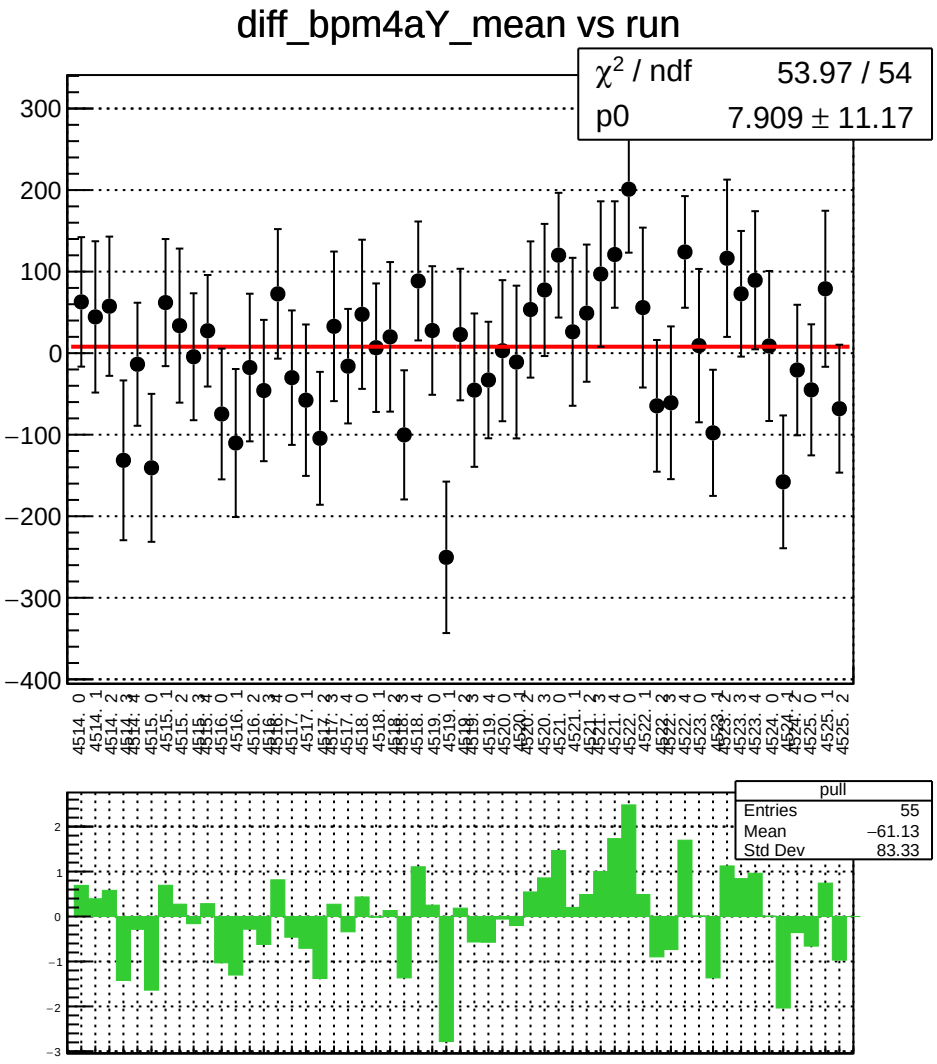
diff_bpm4aY_mean vs run
χ² / ndf 53.97 / 54
p0 7.909 ± 11.17
pull
Entries 55
Mean −61.13
Std Dev 83.33

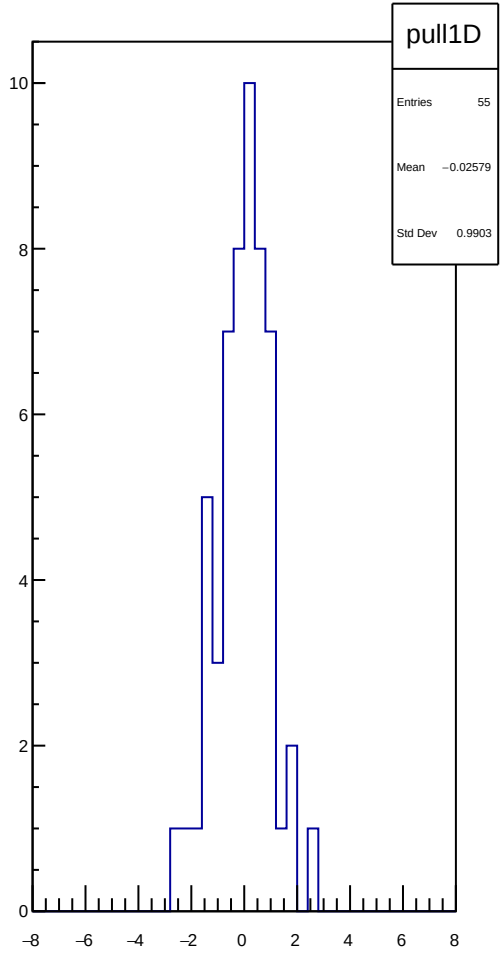
pull1D
Entries 55
Mean −0.02579
Std Dev 0.9903

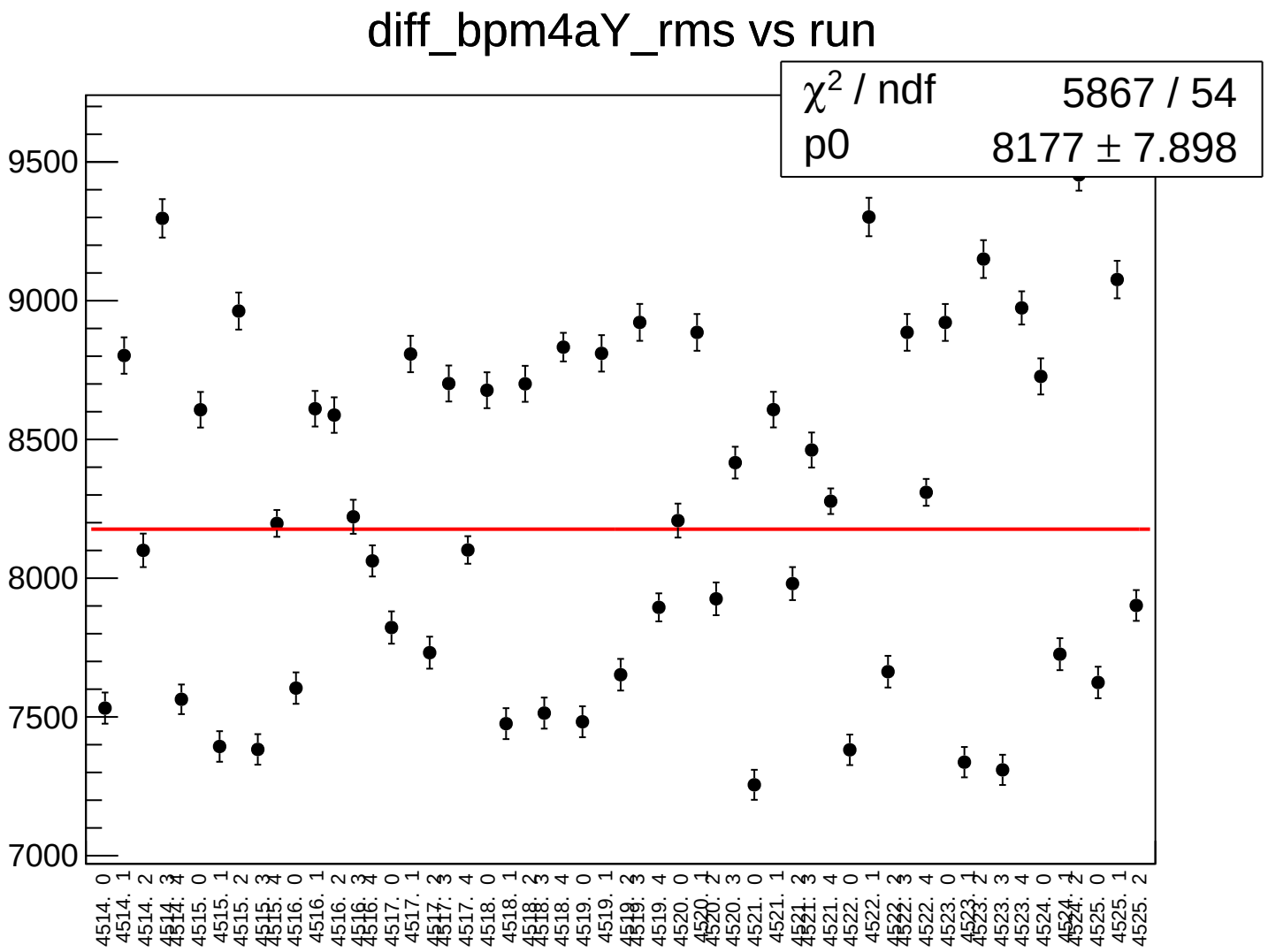
diff_bpm4aY_rms vs run
χ² / ndf 5867 / 54
p0 8177 ± 7.898
9500
9000
8500
8000
7500
7000
4514. 0
4514. 1
4514. 2
4514. 3
4514. 4
4515. 0
4515. 1
4515. 2
4515. 3
4515. 4
4516. 0
4516. 1
4516. 2
4516. 3
4516. 4
4517. 0
4517. 1
4517. 2
4517. 3
4517. 4
4518. 0
4518. 1
4518. 2
4518. 3
4518. 4
4519. 0
4519. 1
4519. 2
4519. 3
4519. 4
4520. 0
4520. 1
4520. 2
4520. 3
4521. 0
4521. 1
4521. 2
4521. 3
4521. 4
4522. 0
4522. 1
4522. 2
4522. 3
4522. 4
4523. 0
4523. 1
4523. 2
4523. 3
4523. 4
4524. 0
4524. 1
4524. 2
4525. 0
4525. 1
4525. 2

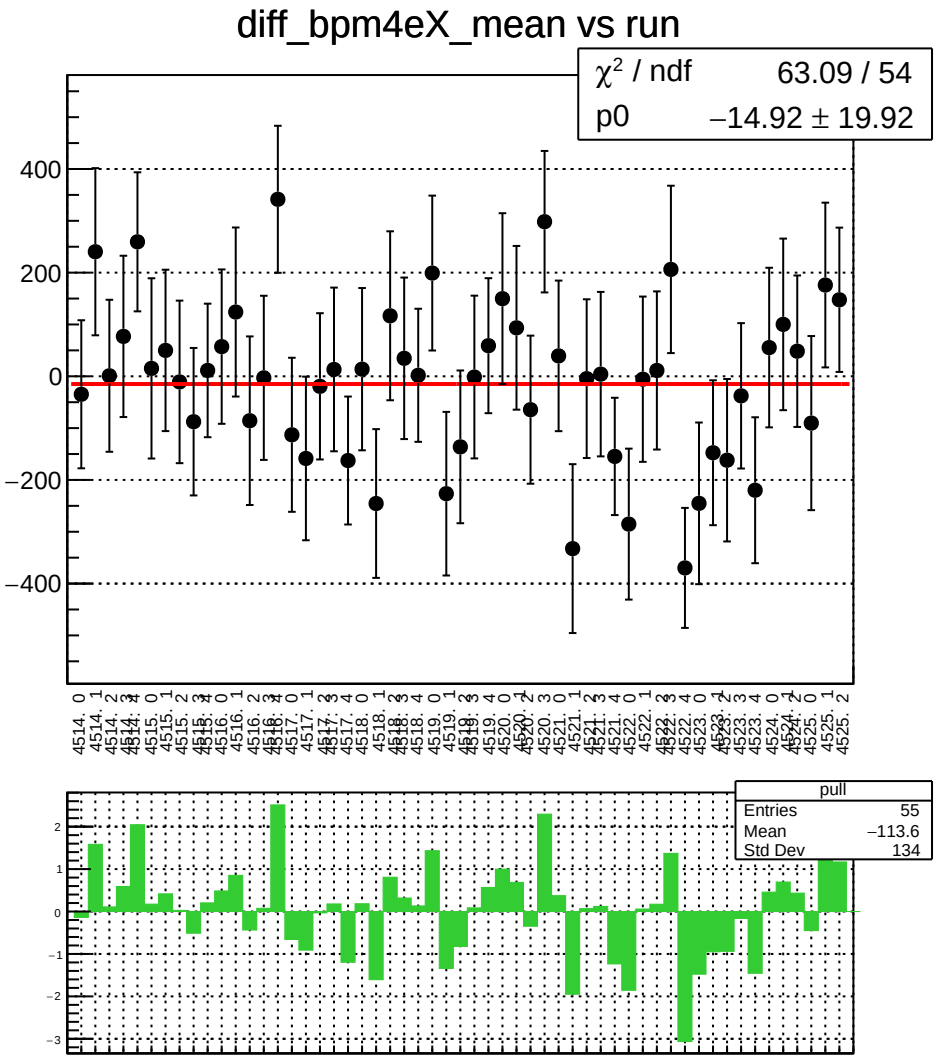
diff_bpm4eX_mean vs run
χ^2 / ndf 63.09 / 54
p0 −14.92 ± 19.92
400
200
0
−200
−400
pull
Entries 55
Mean −113.6
Std Dev 134
2
1
0
−1
−2
−3

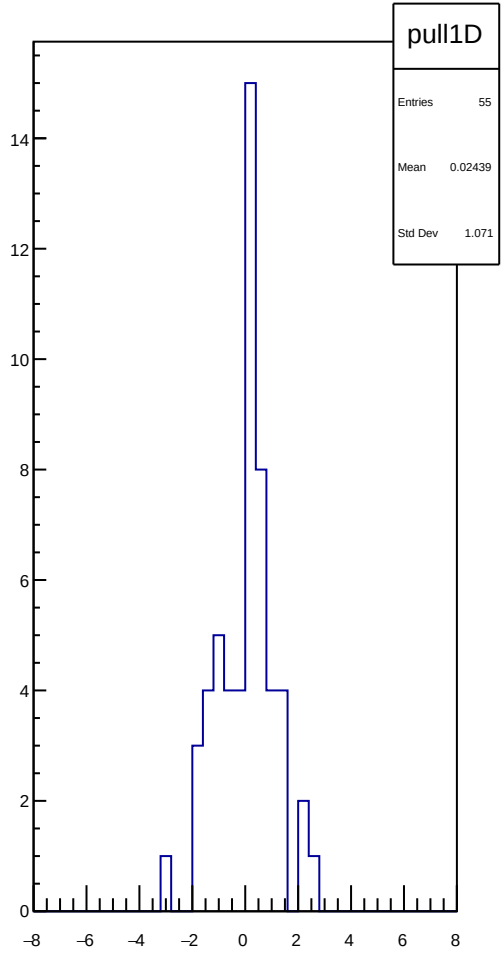
pull1D
Entries 55
Mean 0.02439
Std Dev 1.071
14
12
10
8
6
4
2
0
−8
−6
−4
−2
0
2
4
6
8

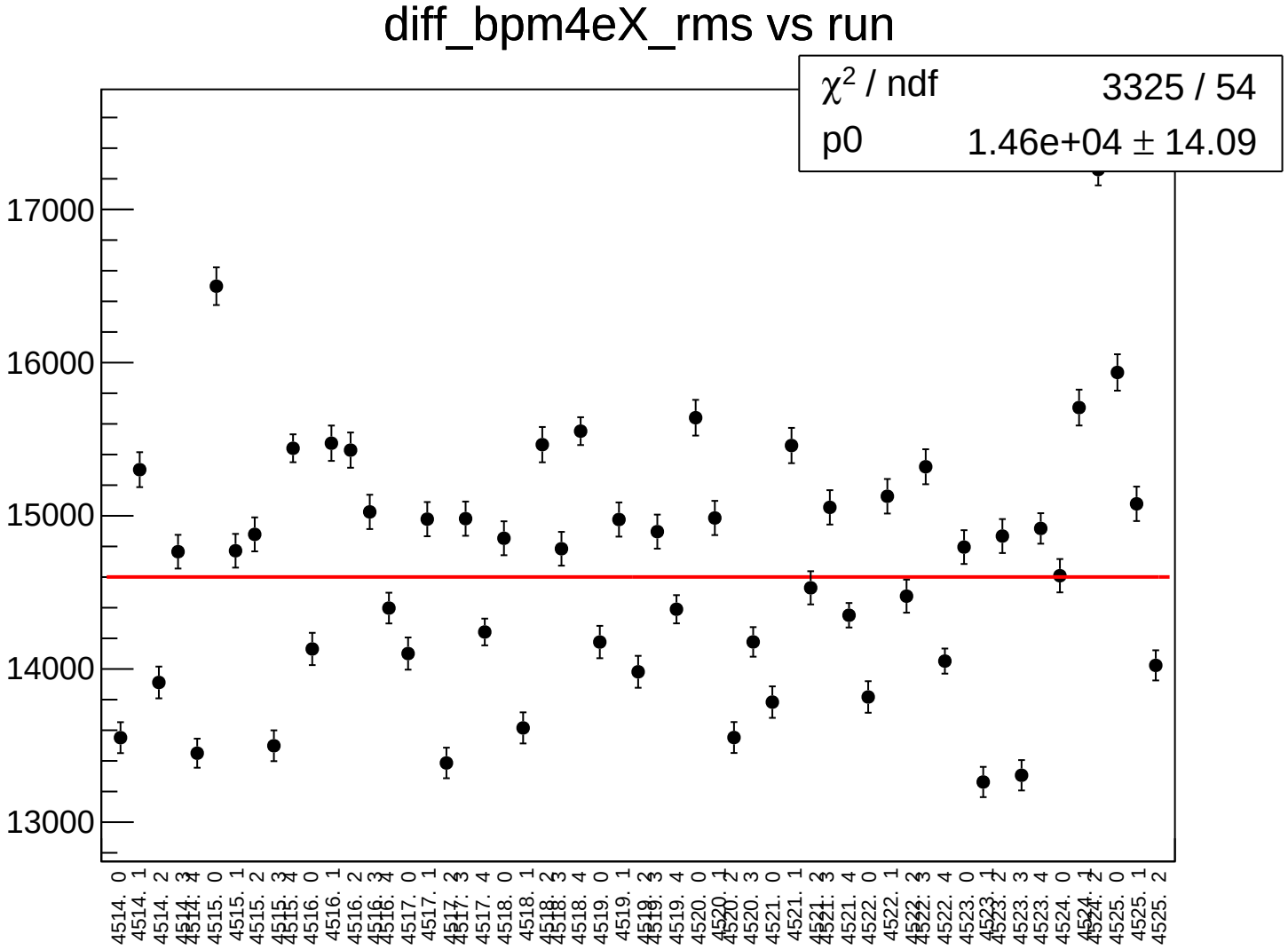
diff_bpm4eX_rms vs run
χ2 / ndf 3325 / 54
p0 1.46e+04 ± 14.09
17000
16000
15000
14000
13000
4514. 0
4514. 1
4514. 2
4514. 3
4514. 4
4515. 0
4515. 1
4515. 2
4515. 3
4515. 4
4516. 0
4516. 1
4516. 2
4516. 3
4516. 4
4517. 0
4517. 1
4517. 2
4517. 3
4517. 4
4518. 0
4518. 1
4518. 2
4518. 3
4518. 4
4519. 0
4519. 1
4519. 2
4519. 3
4519. 4
4520. 0
4520. 1
4520. 2
4520. 3
4521. 0
4521. 1
4521. 2
4521. 3
4521. 4
4522. 0
4522. 1
4522. 2
4522. 3
4522. 4
4523. 0
4523. 1
4523. 2
4523. 3
4523. 4
4524. 0
4524. 1
4524. 2
4525. 0
4525. 1
4525. 2

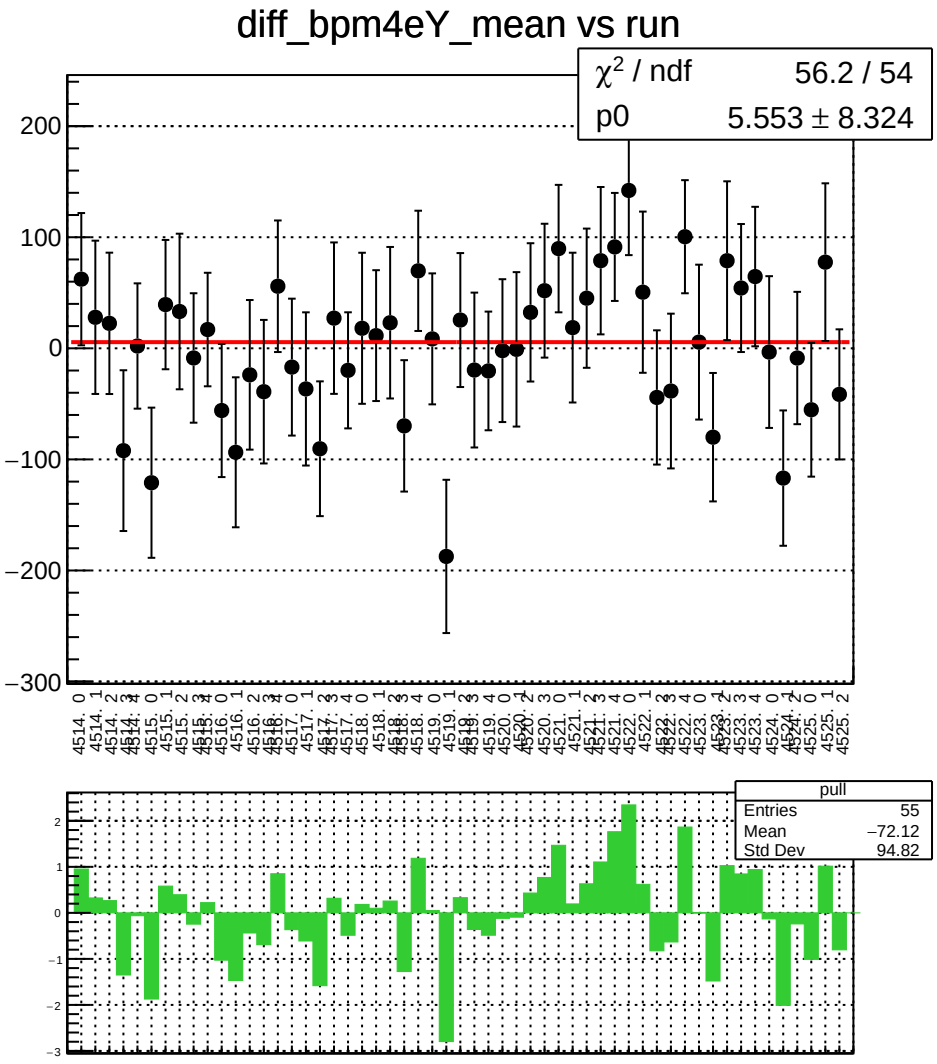
diff_bpm4eY_mean vs run
χ^2 / ndf 56.2 / 54
p0 5.553 ± 8.324
pull
Entries 55
Mean −72.12
Std Dev 94.82

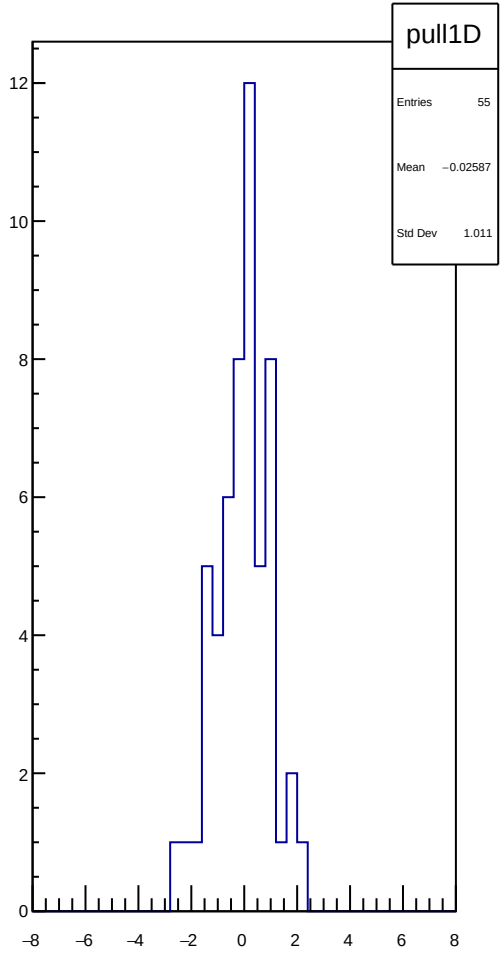
pull1D
Entries 55
Mean −0.02587
Std Dev 1.011

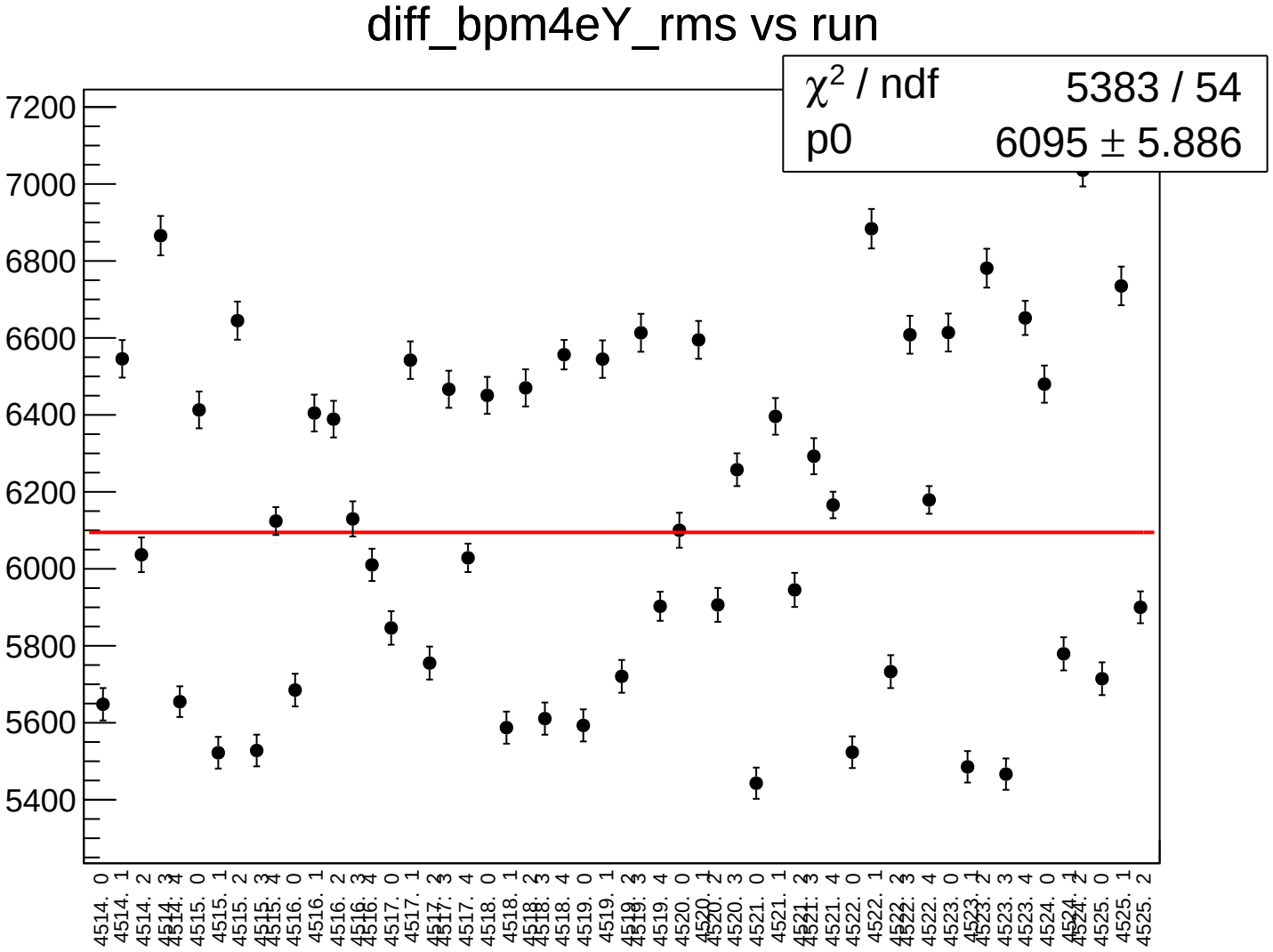
diff_bpm4eY_rms vs run
χ² / ndf 5383 / 54
p0 6095 ± 5.886
7200
7000
6800
6600
6400
6200
6000
5800
5600
5400
4514. 0
4514. 1
4514. 2
4514. 3
4514. 4
4515. 0
4515. 1
4515. 2
4515. 3
4515. 4
4516. 0
4516. 1
4516. 2
4516. 3
4516. 4
4517. 0
4517. 1
4517. 2
4517. 3
4517. 4
4518. 0
4518. 1
4518. 2
4518. 3
4518. 4
4519. 0
4519. 1
4519. 2
4519. 3
4519. 4
4520. 0
4520. 1
4520. 2
4520. 3
4521. 0
4521. 1
4521. 2
4521. 3
4521. 4
4522. 0
4522. 1
4522. 2
4522. 3
4522. 4
4523. 0
4523. 1
4523. 2
4523. 3
4523. 4
4524. 0
4524. 1
4524. 2
4525. 0
4525. 1
4525. 2

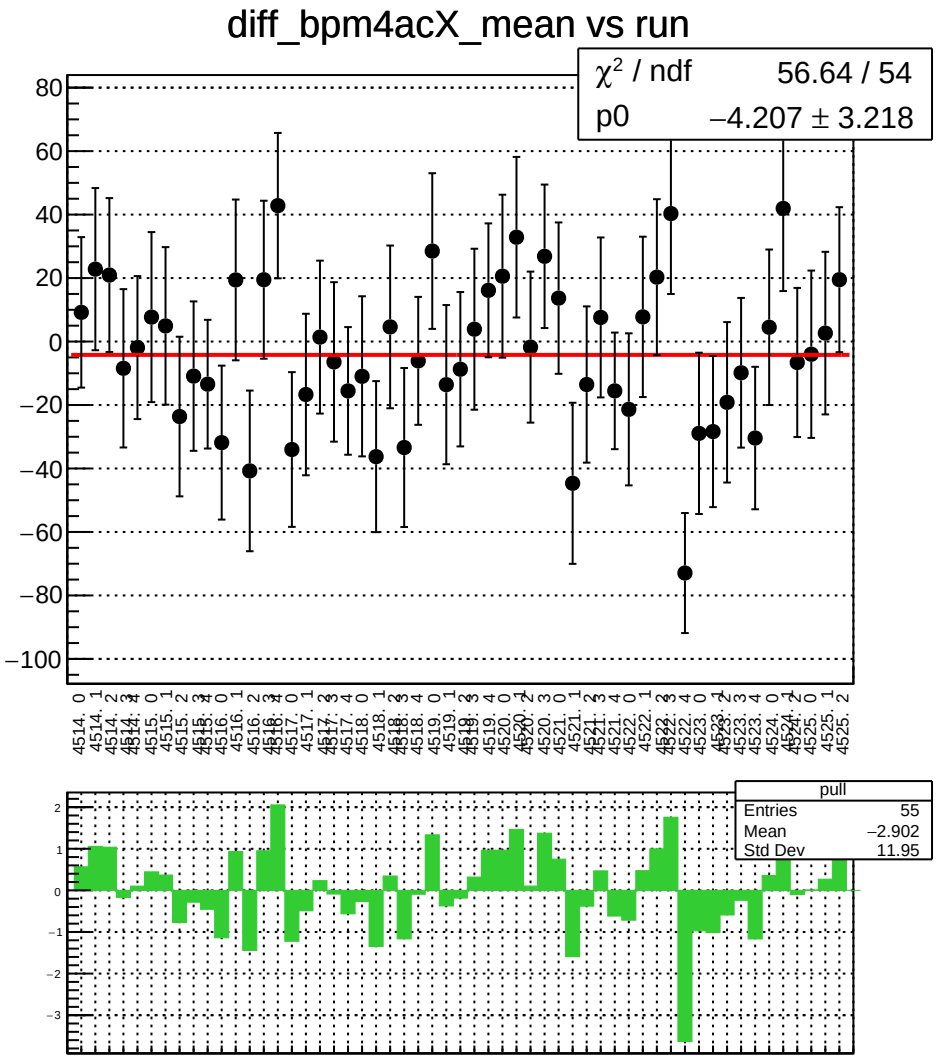
diff_bpm4acX_mean vs run
χ² / ndf 56.64 / 54
p0 −4.207 ± 3.218
pull
Entries 55
Mean −2.902
Std Dev 11.95

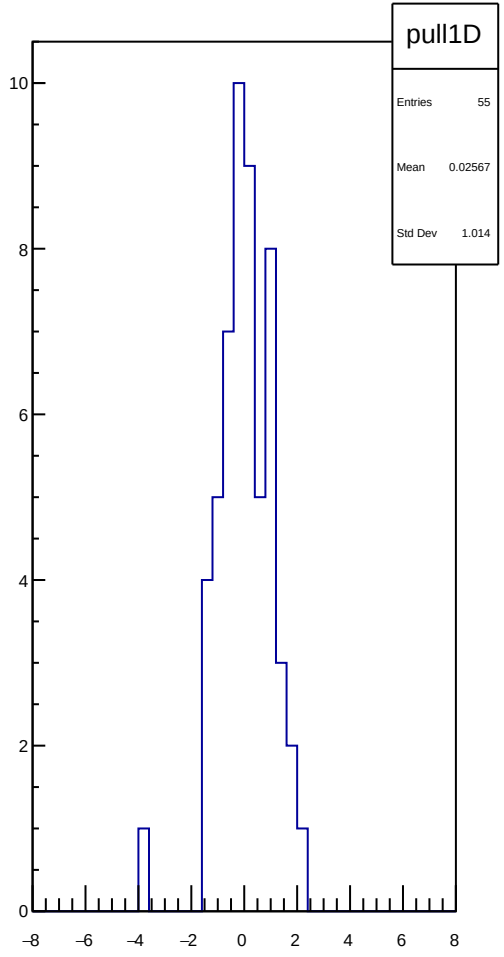
pull1D
Entries 55
Mean 0.02567
Std Dev 1.014

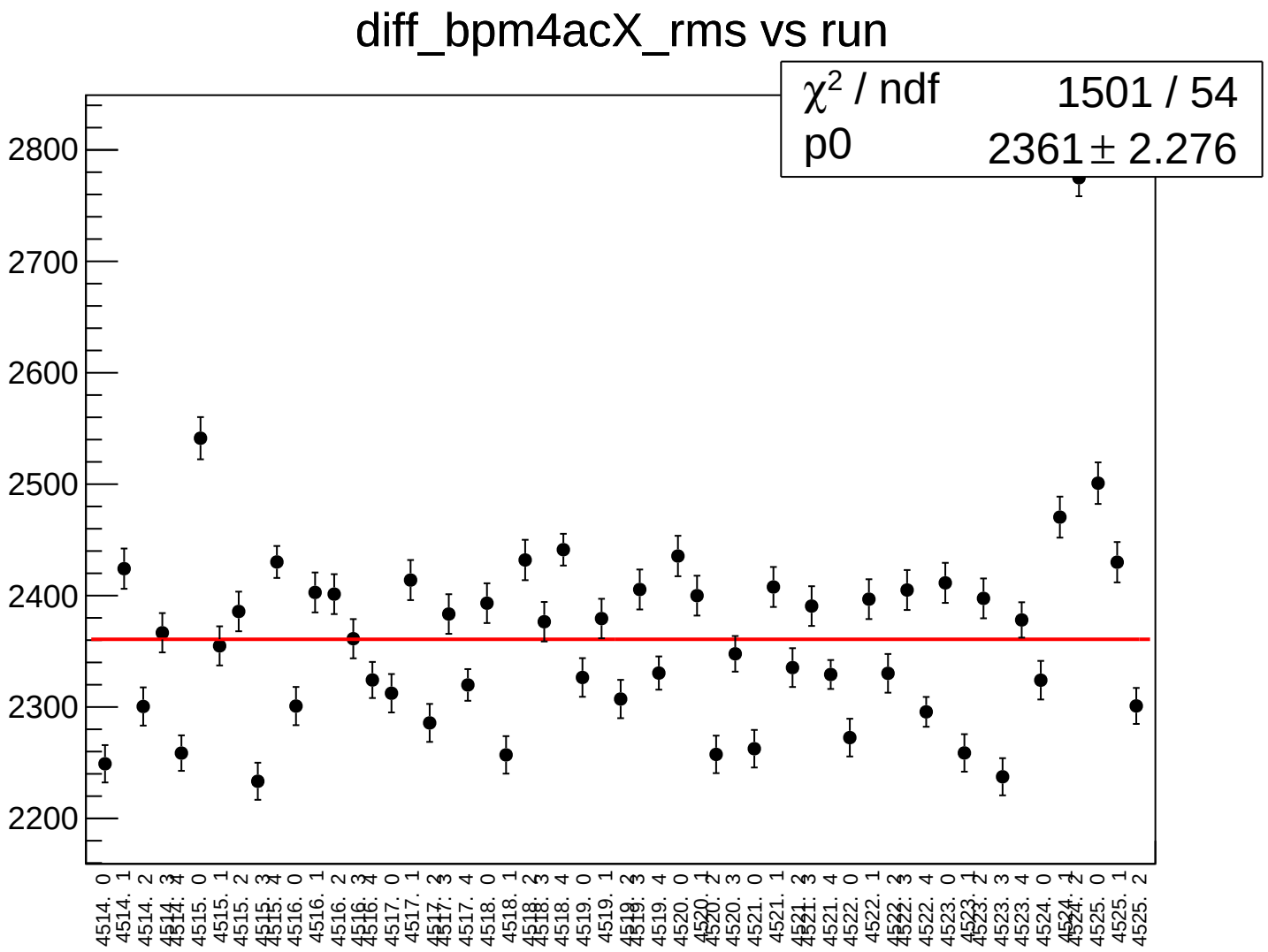
diff_bpm4acX_rms vs run
χ² / ndf 1501 / 54
p0 2361 ± 2.276
2800
2700
2600
2500
2400
2300
2200
4514. 0
4514. 1
4514. 2
4514. 3
4514. 4
4515. 0
4515. 1
4515. 2
4515. 3
4515. 4
4516. 0
4516. 1
4516. 2
4516. 3
4516. 4
4517. 0
4517. 1
4517. 2
4517. 3
4517. 4
4518. 0
4518. 1
4518. 2
4518. 3
4518. 4
4519. 0
4519. 1
4519. 2
4519. 3
4519. 4
4520. 0
4520. 1
4520. 2
4520. 3
4521. 0
4521. 1
4521. 2
4521. 3
4521. 4
4522. 0
4522. 1
4522. 2
4522. 3
4522. 4
4523. 0
4523. 1
4523. 2
4523. 3
4523. 4
4524. 0
4524. 1
4524. 2
4525. 0
4525. 1
4525. 2

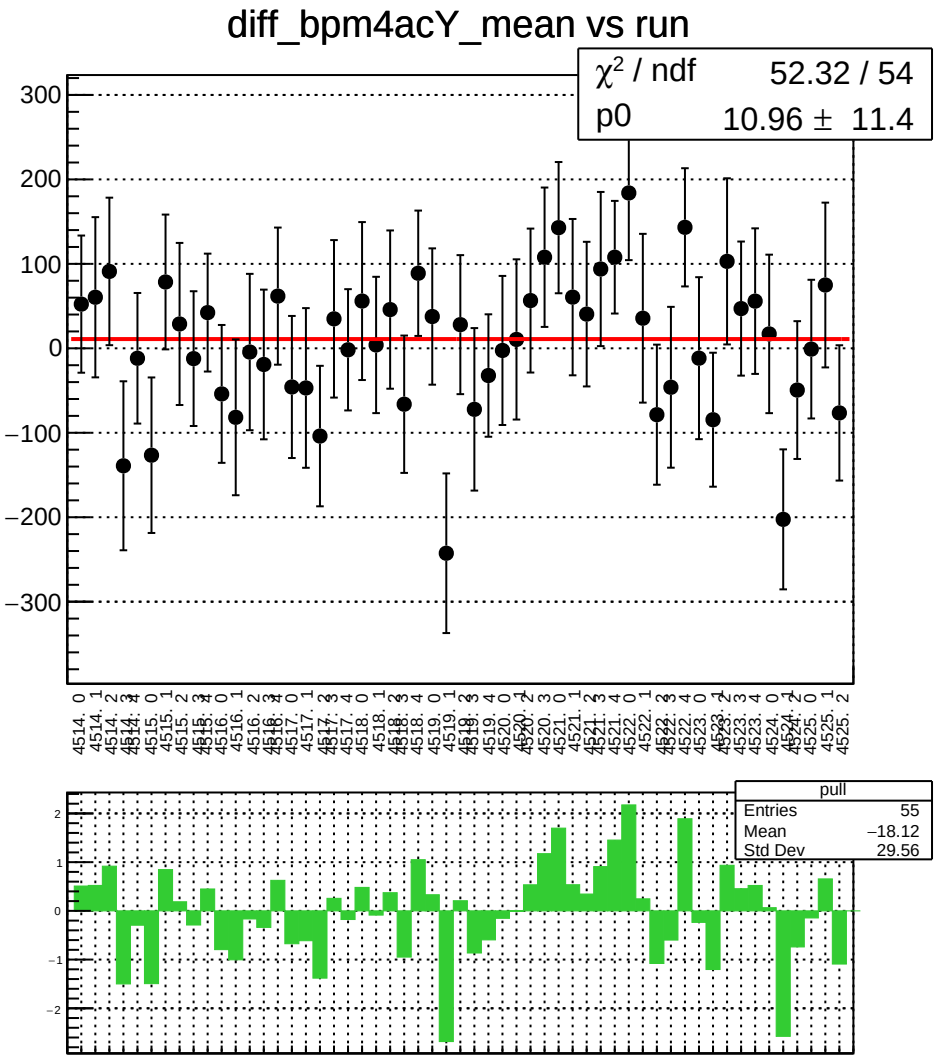
diff_bpm4acY_mean vs run
χ² / ndf 52.32 / 54
p0 10.96 ± 11.4
pull
Entries 55
Mean −18.12
Std Dev 29.56

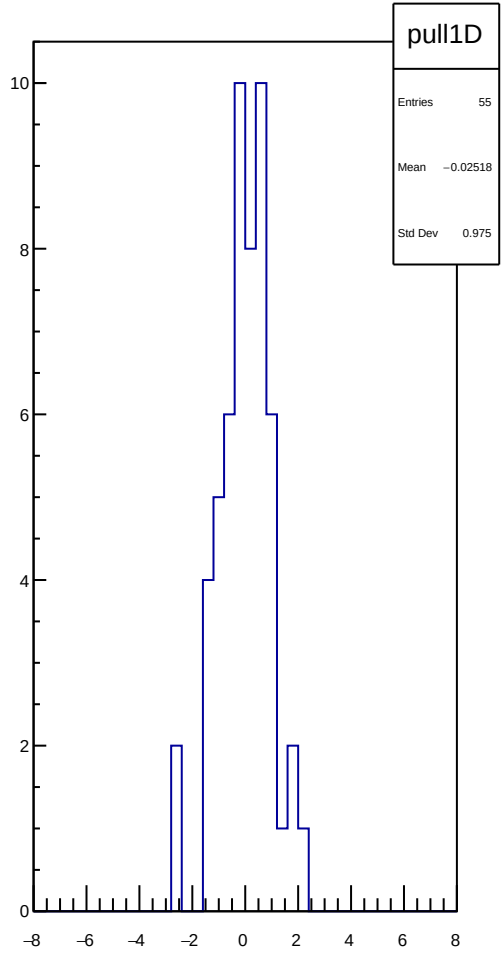
pull1D
Entries 55
Mean −0.02518
Std Dev 0.975

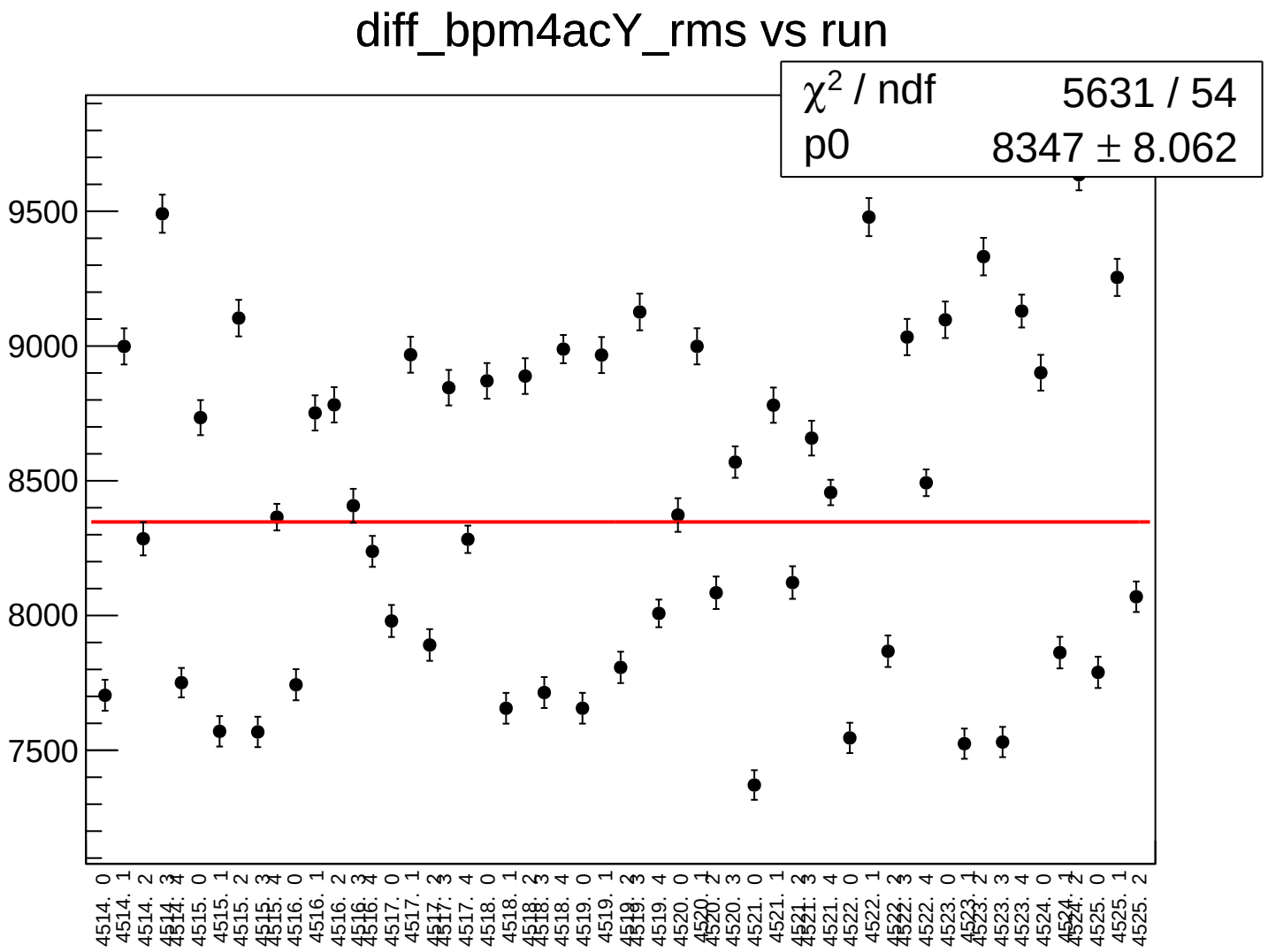
diff_bpm4acY_rms vs run
χ² / ndf 5631 / 54
p0 8347 ± 8.062
9500
9000
8500
8000
7500
4514. 0
4514. 1
4514. 2
4514. 3
4514. 4
4515. 0
4515. 1
4515. 2
4515. 3
4515. 4
4516. 0
4516. 1
4516. 2
4516. 3
4516. 4
4517. 0
4517. 1
4517. 2
4517. 3
4517. 4
4518. 0
4518. 1
4518. 2
4518. 3
4518. 4
4519. 0
4519. 1
4519. 2
4519. 3
4519. 4
4520. 0
4520. 1
4520. 2
4520. 3
4521. 0
4521. 1
4521. 2
4521. 3
4521. 4
4522. 0
4522. 1
4522. 2
4522. 3
4522. 4
4523. 0
4523. 1
4523. 2
4523. 3
4523. 4
4524. 0
4524. 1
4524. 2
4525. 0
4525. 1
4525. 2

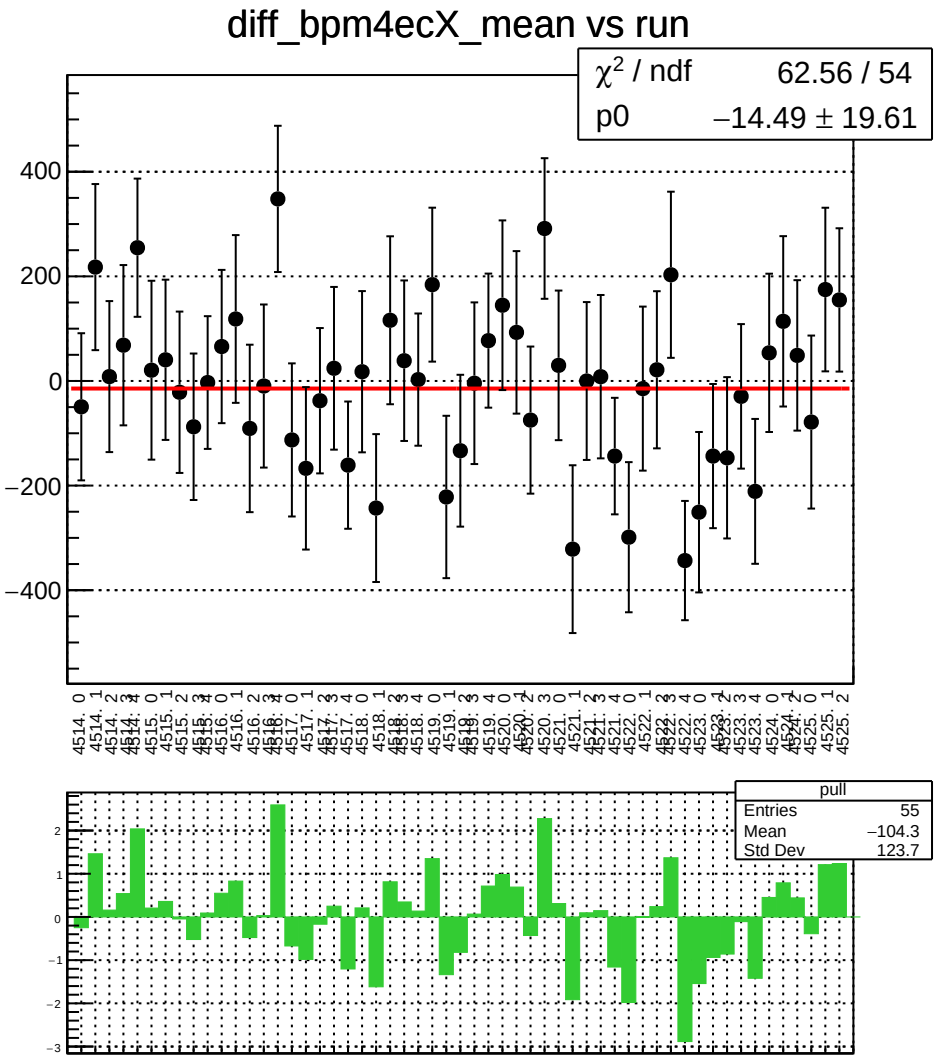
diff_bpm4ecX_mean vs run
χ^2 / ndf 62.56 / 54
p0 −14.49 ± 19.61
400
200
0
−200
−400
pull
Entries 55
Mean −104.3
Std Dev 123.7
2
1
0
−1
−2
−3

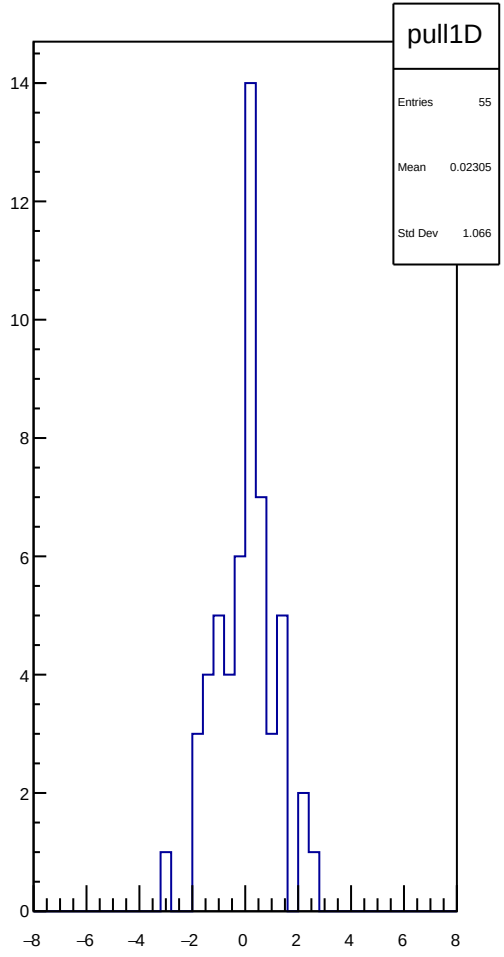
pull1D
Entries 55
Mean 0.02305
Std Dev 1.066
14
12
10
8
6
4
2
0
−8
−6
−4
−2
0
2
4
6
8

diff_bpm4ecX_rms vs run

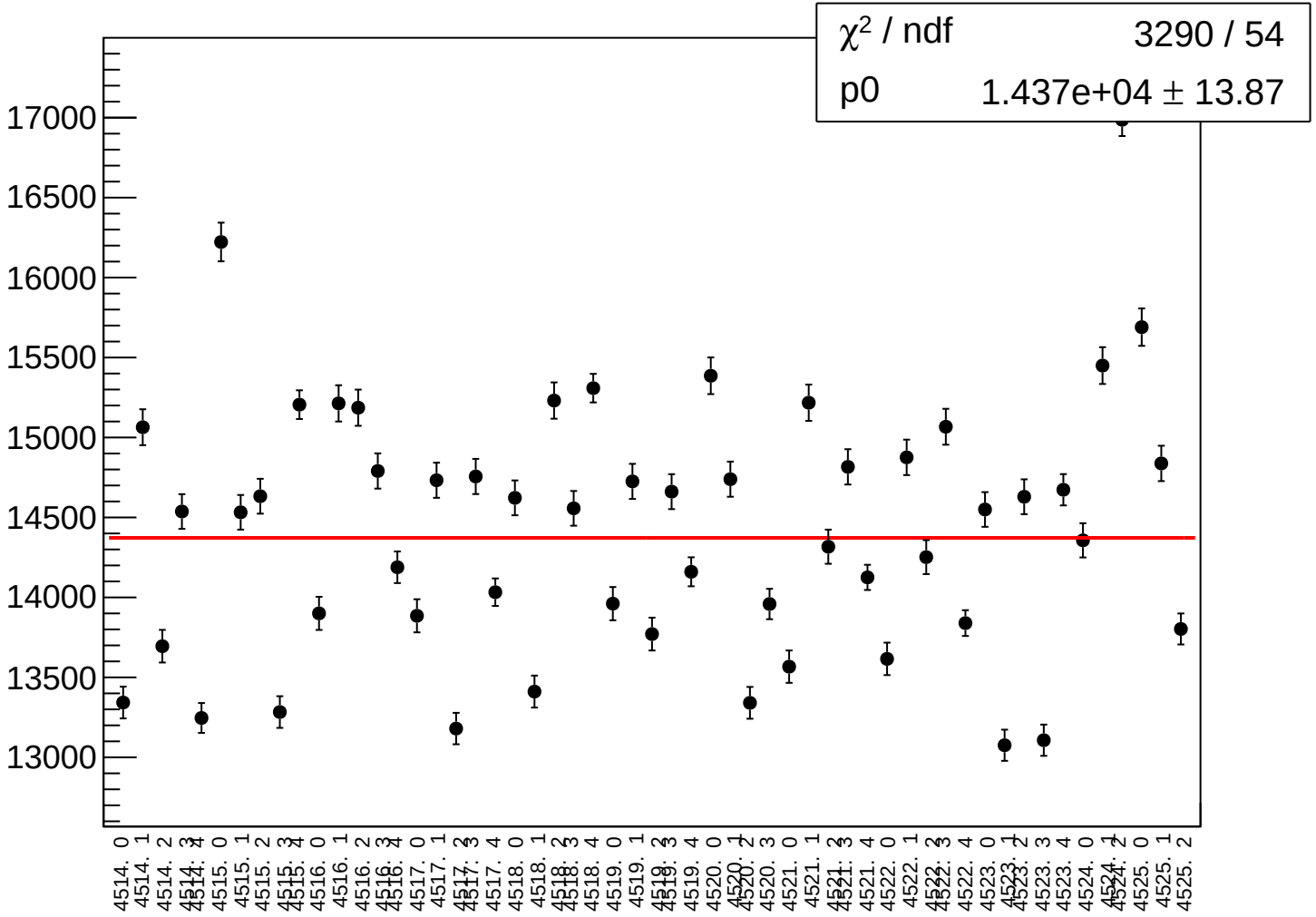

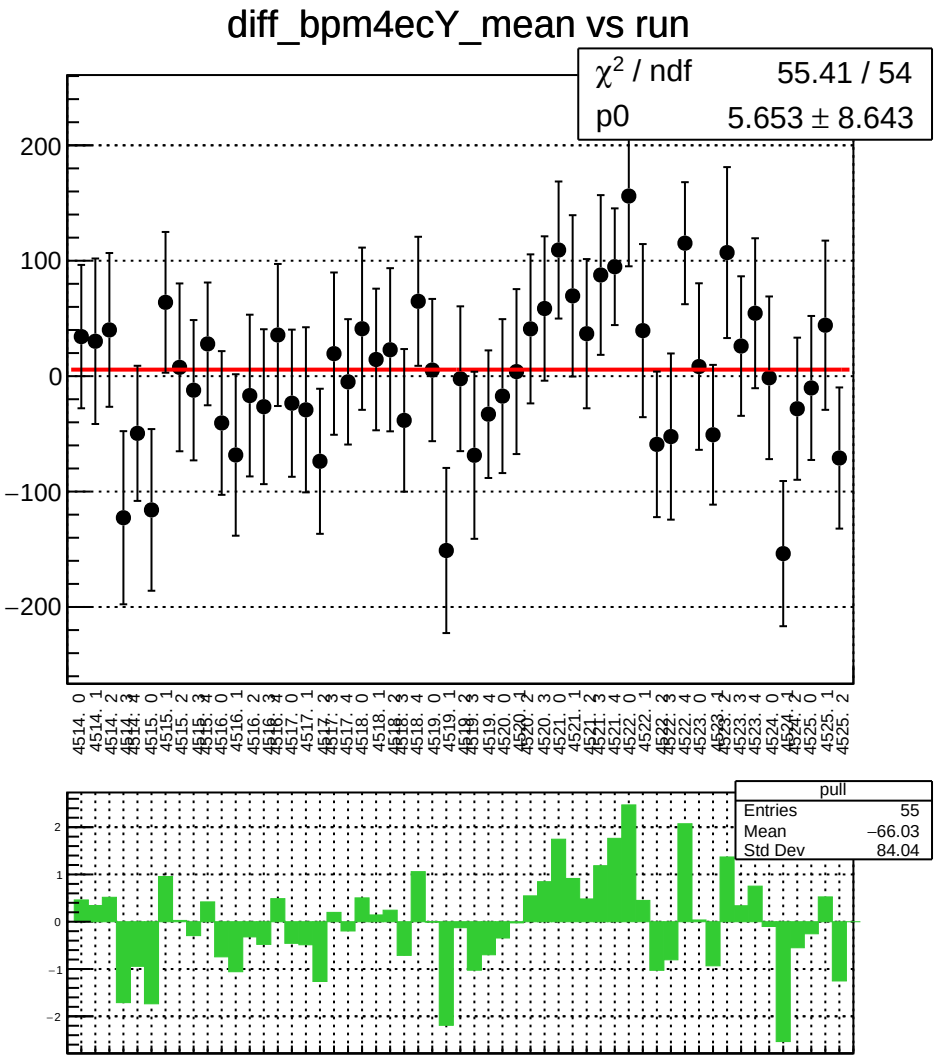
diff_bpm4ecY_mean vs run
χ^2 / ndf 55.41 / 54
p0 5.653 ± 8.643
200
100
0
−100
−200
pull
Entries 55
Mean −66.03
Std Dev 84.04
2
1
0
−1
−2

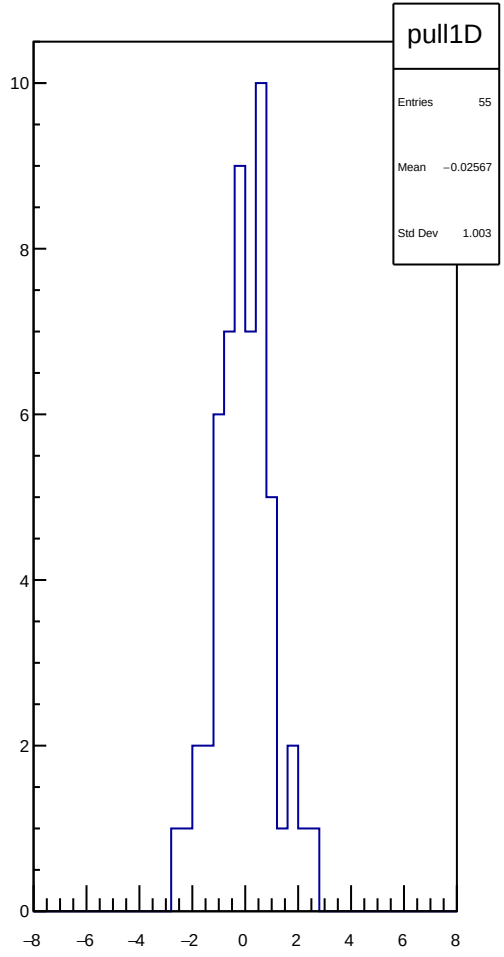
pull1D
Entries 55
Mean −0.02567
Std Dev 1.003
10
8
6
4
2
0
−8
−6
−4
−2
0
2
4
6
8

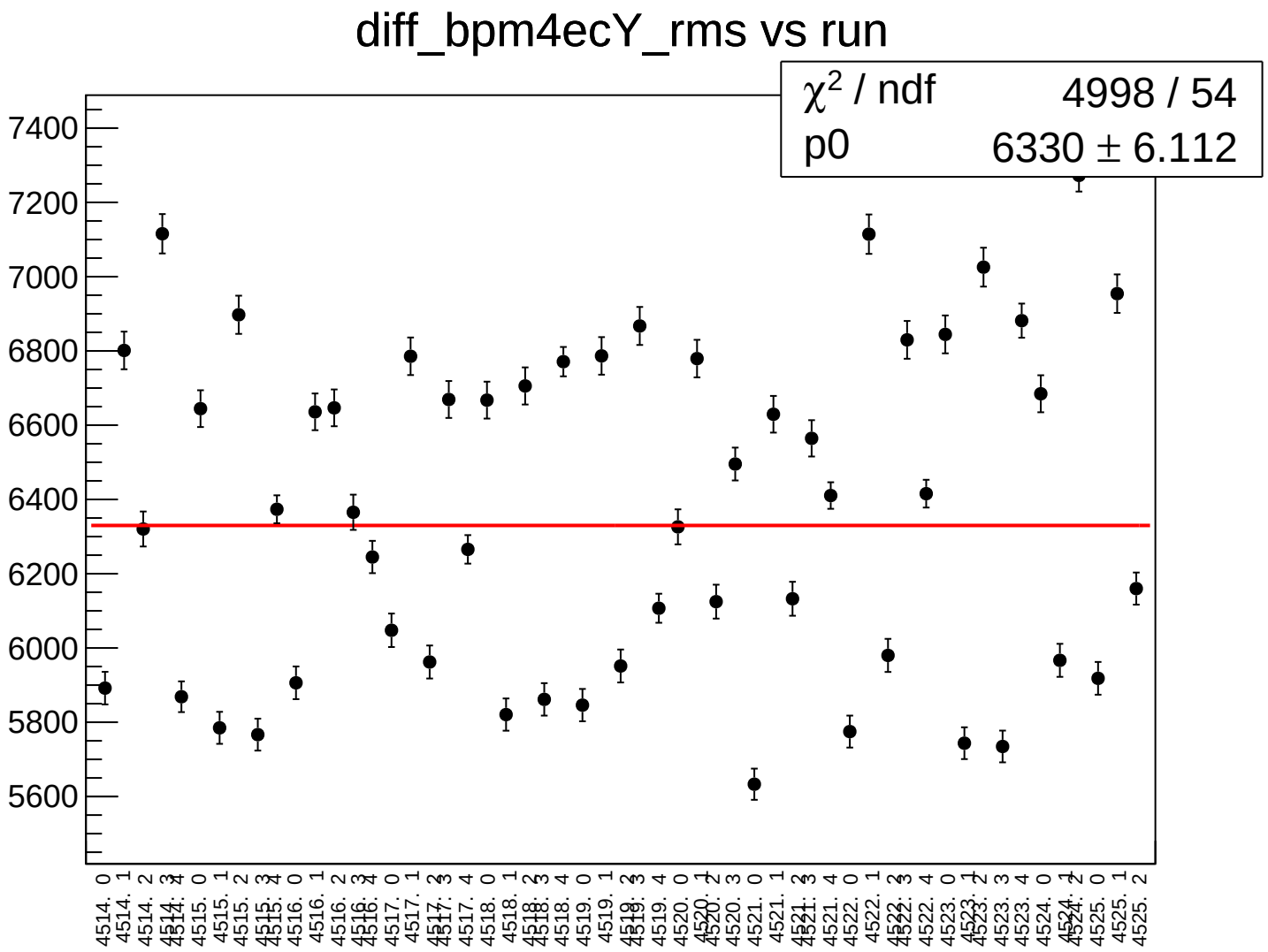
diff_bpm4ecY_rms vs run
χ² / ndf 4998 / 54
p0 6330 ± 6.112
7400
7200
7000
6800
6600
6400
6200
6000
5800
5600
4514. 0
4514. 1
4514. 2
4514. 3
4514. 4
4515. 0
4515. 1
4515. 2
4515. 3
4515. 4
4516. 0
4516. 1
4516. 2
4516. 3
4516. 4
4517. 0
4517. 1
4517. 2
4517. 3
4517. 4
4518. 0
4518. 1
4518. 2
4518. 3
4518. 4
4519. 0
4519. 1
4519. 2
4519. 3
4519. 4
4520. 0
4520. 1
4520. 2
4520. 3
4521. 0
4521. 1
4521. 2
4521. 3
4521. 4
4522. 0
4522. 1
4522. 2
4522. 3
4522. 4
4523. 0
4523. 1
4523. 2
4523. 3
4523. 4
4524. 0
4524. 1
4524. 2
4525. 0
4525. 1
4525. 2

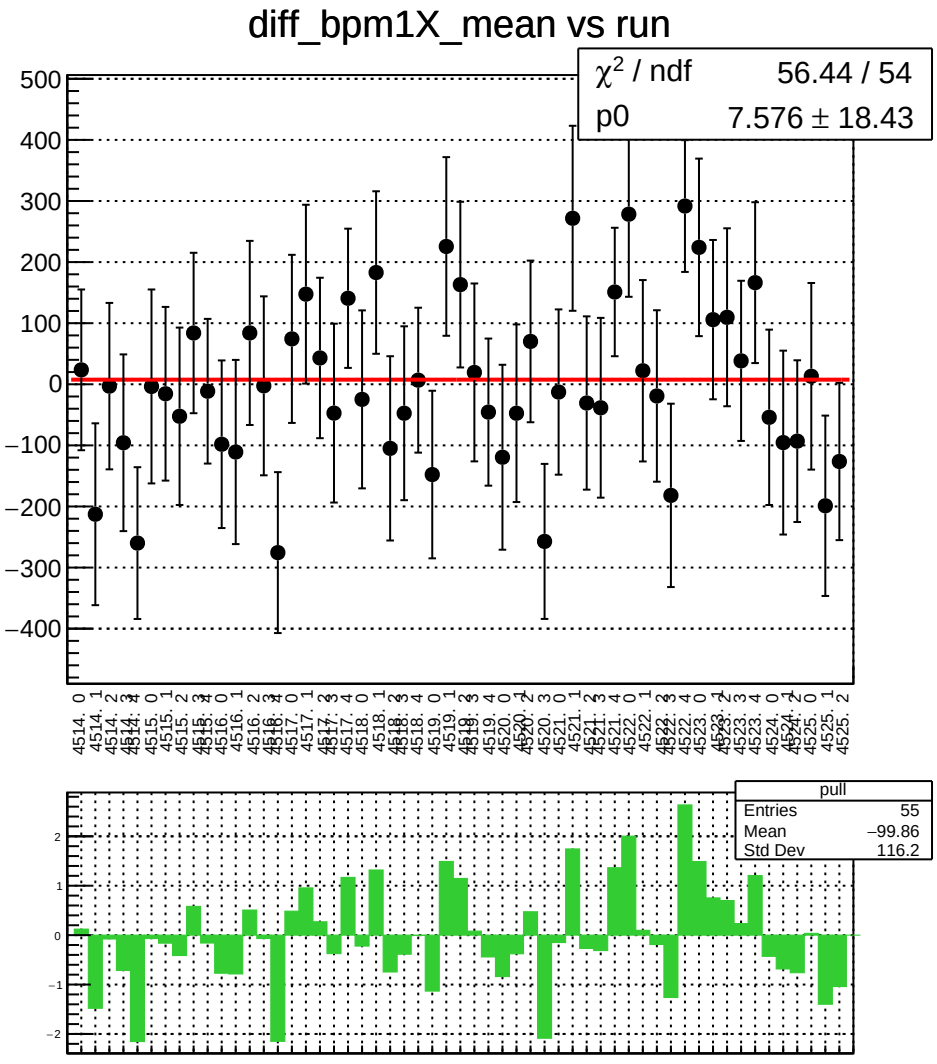
diff_bpm1X_mean vs run
χ^2 / ndf 56.44 / 54
p0 7.576 ± 18.43
pull
Entries 55
Mean −99.86
Std Dev 116.2

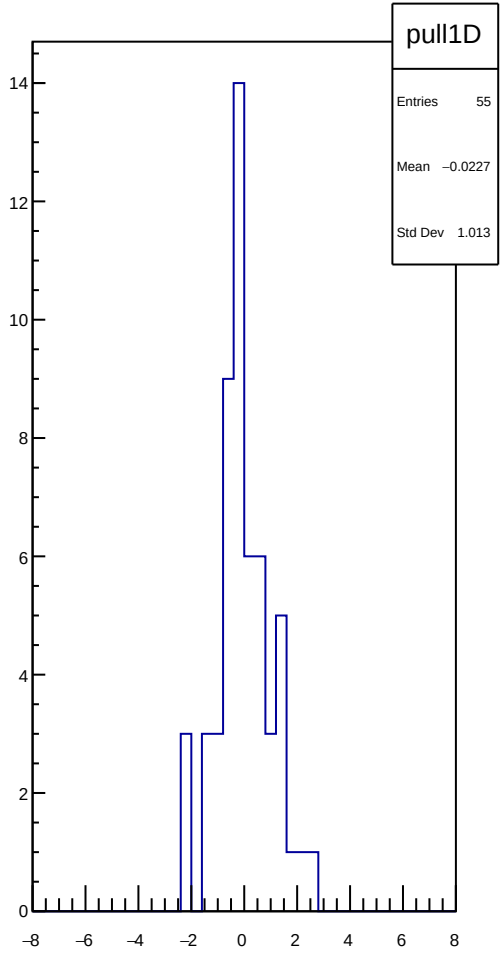
pull1D
Entries 55
Mean −0.0227
Std Dev 1.013

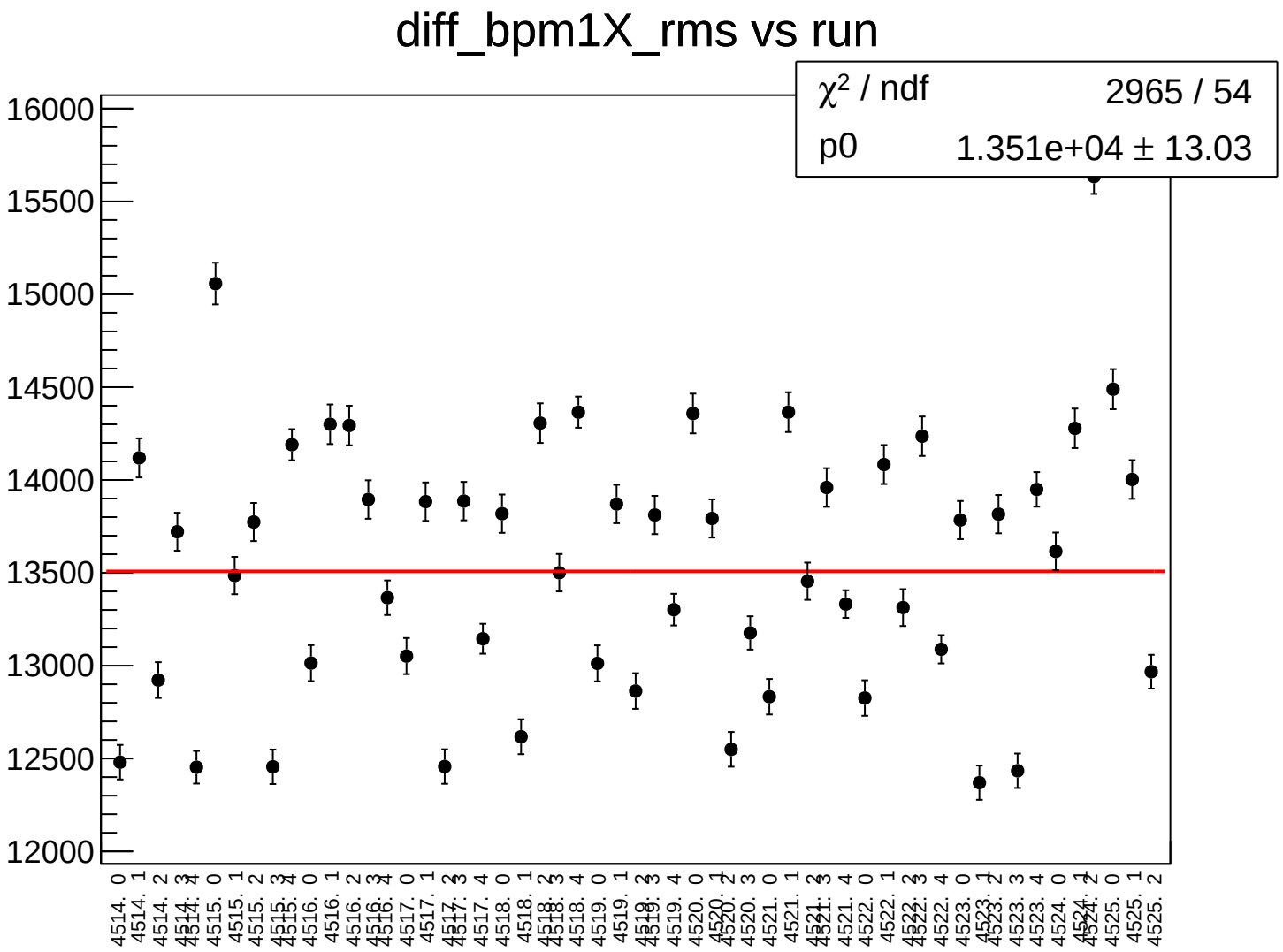
diff_bpm1X_rms vs run
χ2 / ndf 2965 / 54
p0 1.351e+04 ± 13.03
16000
15500
15000
14500
14000
13500
13000
12500
12000
4514. 0
4514. 1
4514. 2
4514. 3
4514. 4
4515. 0
4515. 1
4515. 2
4515. 3
4515. 4
4516. 0
4516. 1
4516. 2
4516. 3
4516. 4
4517. 0
4517. 1
4517. 2
4517. 3
4517. 4
4518. 0
4518. 1
4518. 2
4518. 3
4518. 4
4519. 0
4519. 1
4519. 2
4519. 3
4519. 4
4520. 0
4520. 1
4520. 2
4520. 3
4521. 0
4521. 1
4521. 2
4521. 3
4521. 4
4522. 0
4522. 1
4522. 2
4522. 3
4522. 4
4523. 0
4523. 1
4523. 2
4523. 3
4523. 4
4524. 0
4524. 1
4524. 2
4525. 0
4525. 1
4525. 2

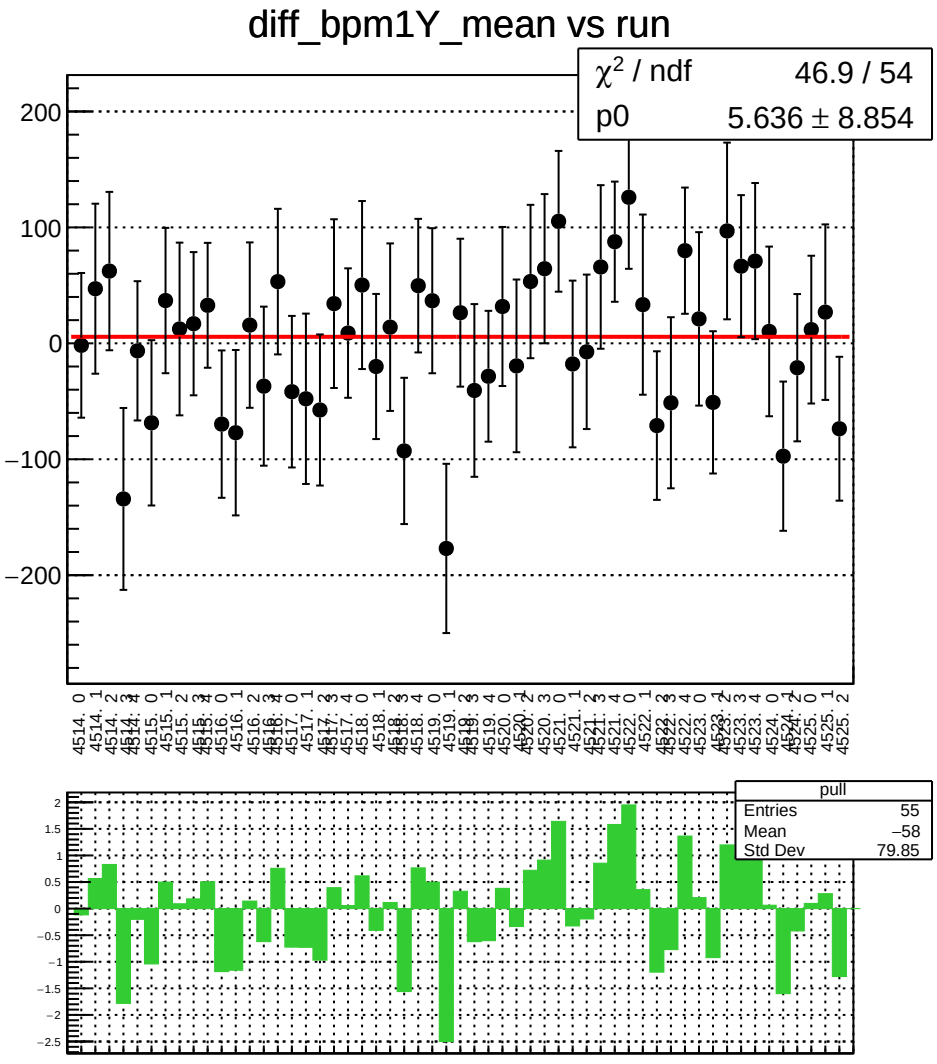
diff_bpm1Y_mean vs run
χ^2 / ndf 46.9 / 54
p0 5.636 ± 8.854
200
100
0
−100
−200
pull
Entries 55
Mean −58
Std Dev 79.85
2
1.5
1
0.5
0
−0.5
−1
−1.5
−2
−2.5

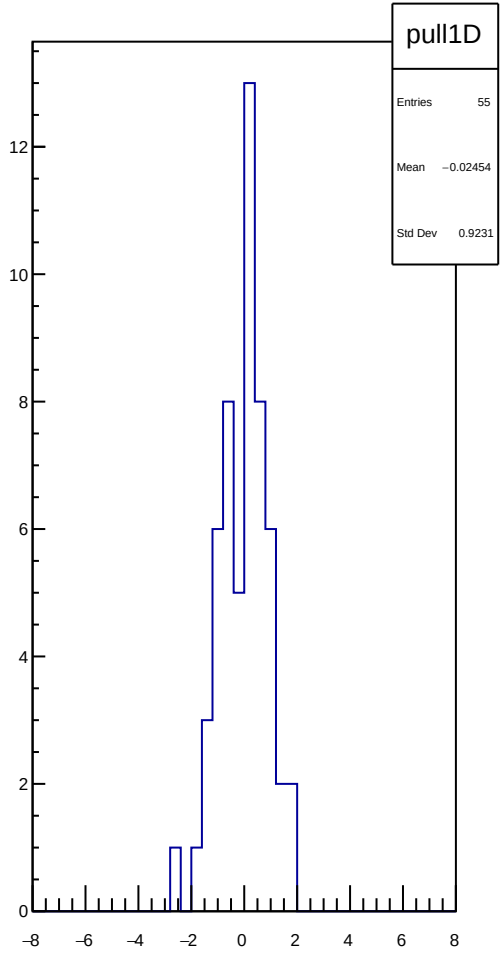
pull1D
Entries 55
Mean −0.02454
Std Dev 0.9231
12
10
8
6
4
2
0
−8
−6
−4
−2
0
2
4
6
8

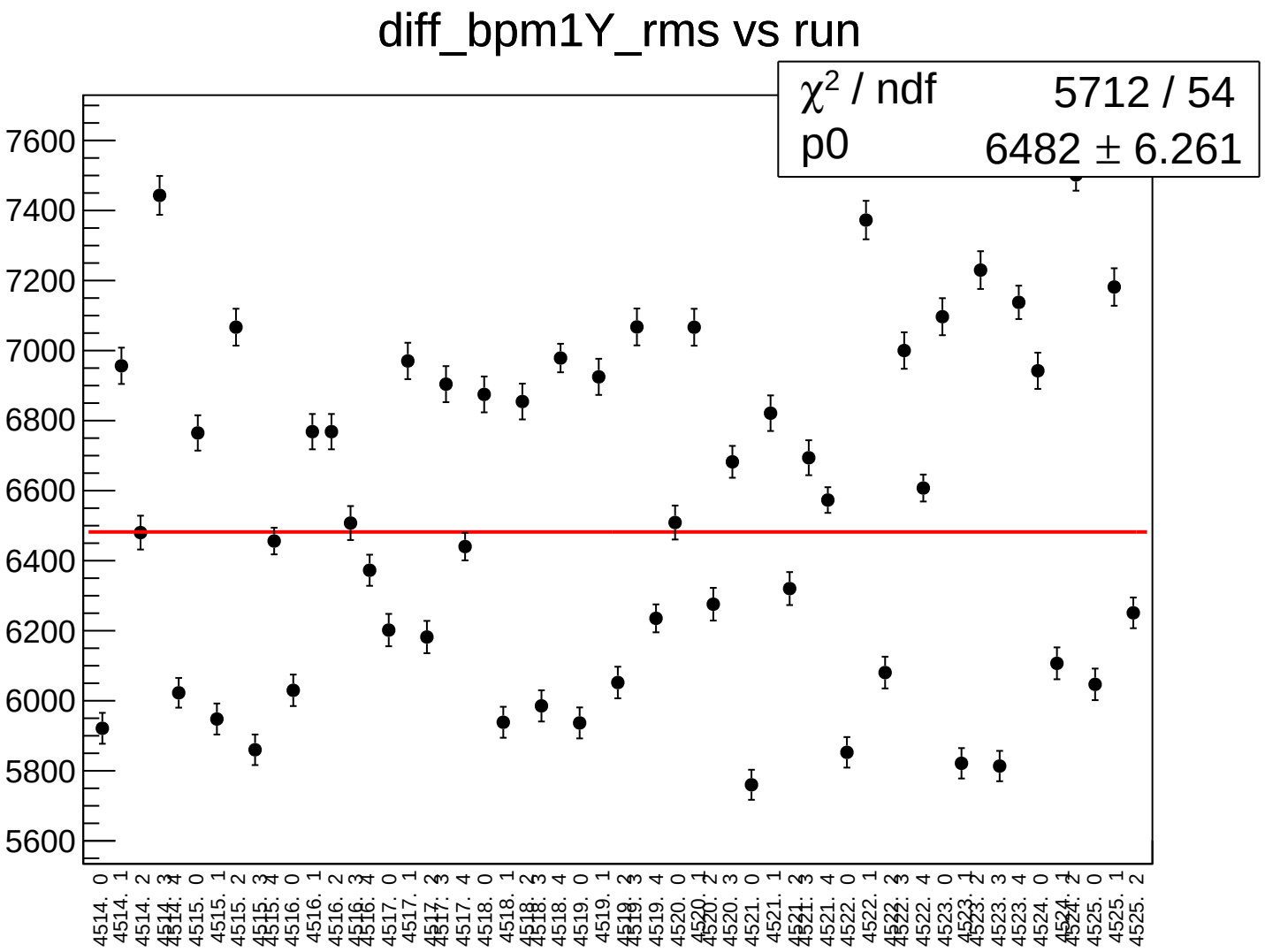
diff_bpm1Y_rms vs run
χ² / ndf 5712 / 54
p0 6482 ± 6.261
7600
7400
7200
7000
6800
6600
6400
6200
6000
5800
5600
4514. 0
4514. 1
4514. 2
4514. 3
4514. 4
4515. 0
4515. 1
4515. 2
4515. 3
4515. 4
4516. 0
4516. 1
4516. 2
4516. 3
4516. 4
4517. 0
4517. 1
4517. 2
4517. 3
4517. 4
4518. 0
4518. 1
4518. 2
4518. 3
4518. 4
4519. 0
4519. 1
4519. 2
4519. 3
4519. 4
4520. 0
4520. 1
4520. 2
4520. 3
4521. 0
4521. 1
4521. 2
4521. 3
4521. 4
4522. 0
4522. 1
4522. 2
4522. 3
4522. 4
4523. 0
4523. 1
4523. 2
4523. 3
4523. 4
4524. 0
4524. 1
4524. 2
4525. 0
4525. 1
4525. 2

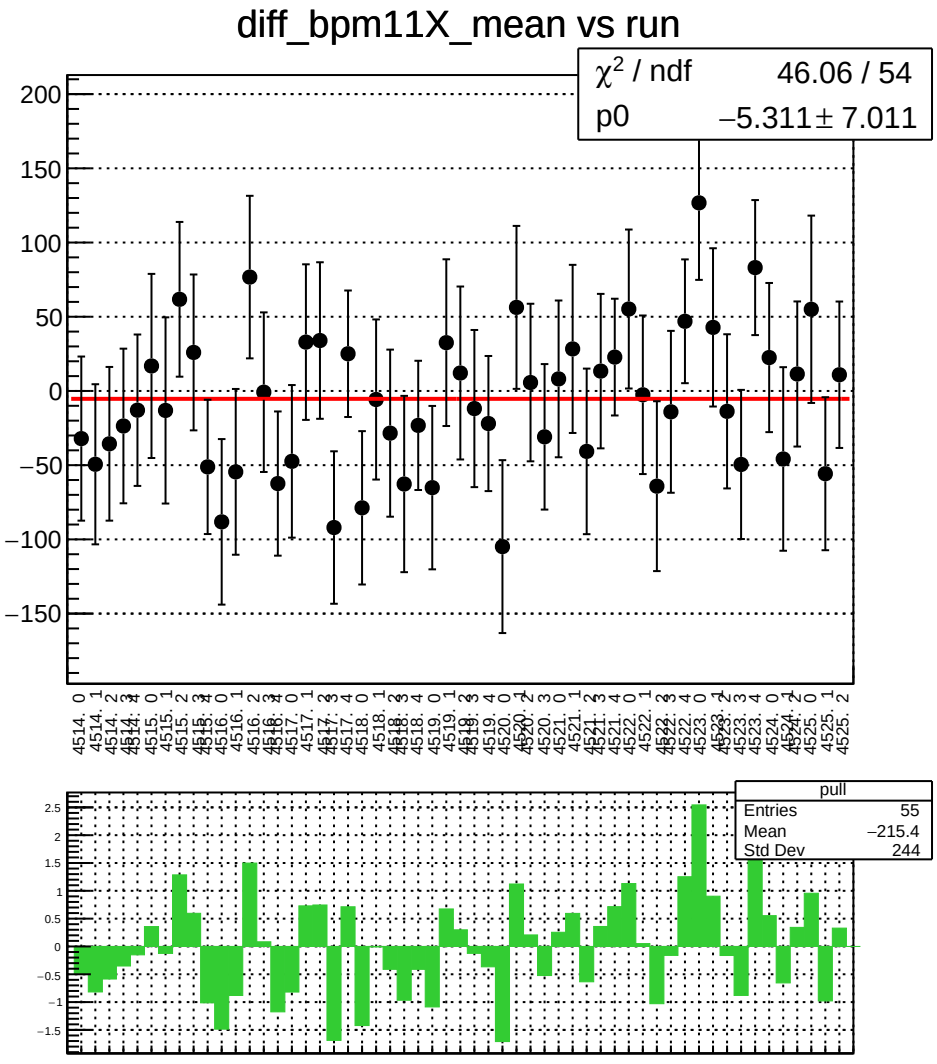
diff_bpm11X_mean vs run
χ² / ndf 46.06 / 54
p0 −5.311 ± 7.011
pull
Entries 55
Mean −215.4
Std Dev 244

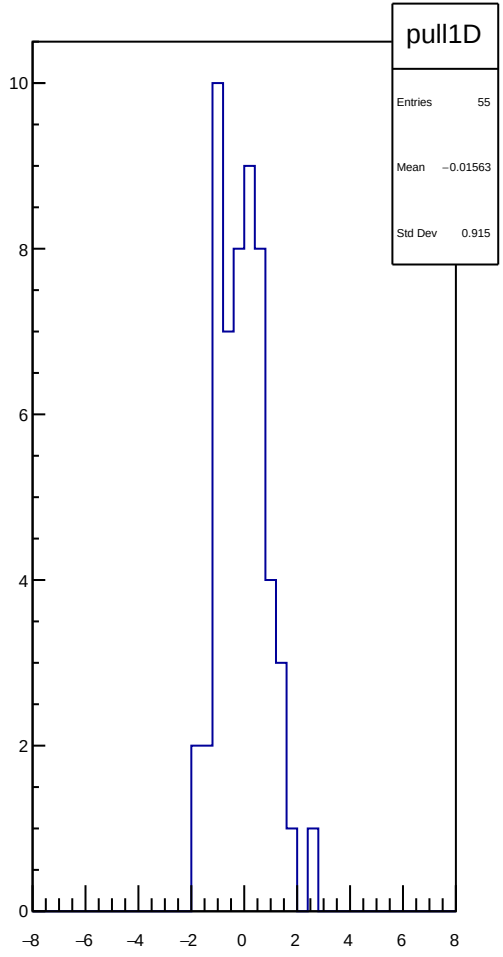
pull1D
Entries 55
Mean −0.01563
Std Dev 0.915

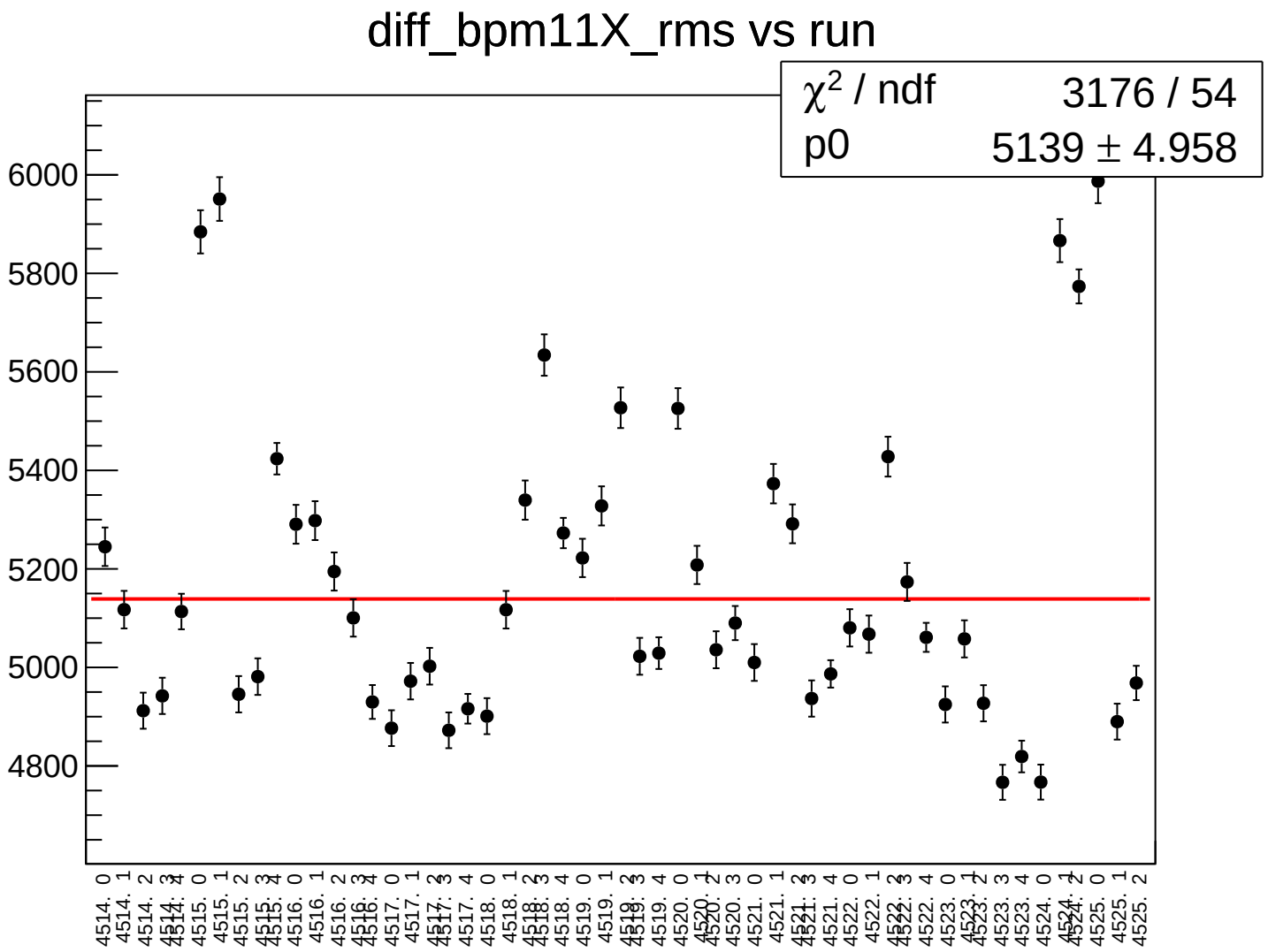
diff_bpm11X_rms vs run
χ² / ndf 3176 / 54
p0 5139 ± 4.958
6000
5800
5600
5400
5200
5000
4800
4514. 0
4514. 1
4514. 2
4514. 3
4514. 4
4515. 0
4515. 1
4515. 2
4515. 3
4515. 4
4516. 0
4516. 1
4516. 2
4516. 3
4516. 4
4517. 0
4517. 1
4517. 2
4517. 3
4517. 4
4518. 0
4518. 1
4518. 2
4518. 3
4518. 4
4519. 0
4519. 1
4519. 2
4519. 3
4519. 4
4520. 0
4520. 1
4520. 2
4520. 3
4521. 0
4521. 1
4521. 2
4521. 3
4521. 4
4522. 0
4522. 1
4522. 2
4522. 3
4522. 4
4523. 0
4523. 1
4523. 2
4523. 3
4523. 4
4524. 0
4524. 1
4524. 2
4525. 0
4525. 1
4525. 2

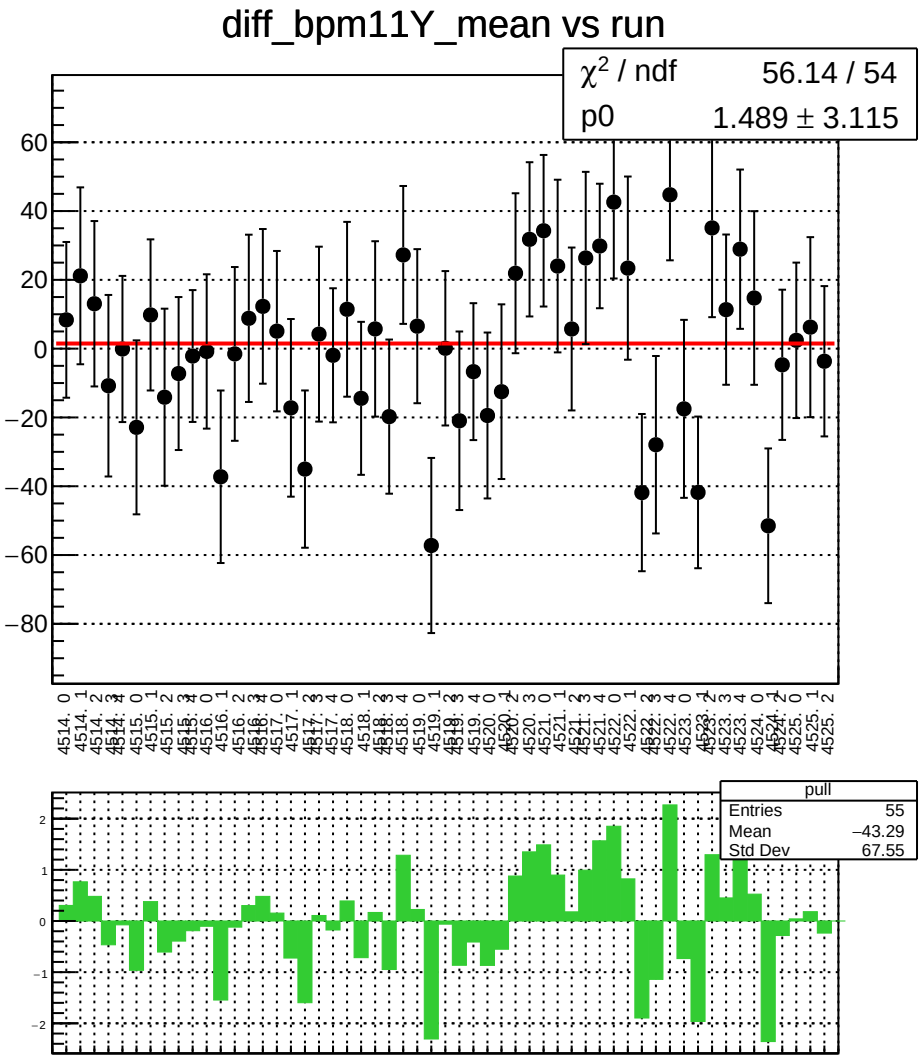
diff_bpm11Y_mean vs run
χ² / ndf 56.14 / 54
p0 1.489 ± 3.115
pull
Entries 55
Mean −43.29
Std Dev 67.55

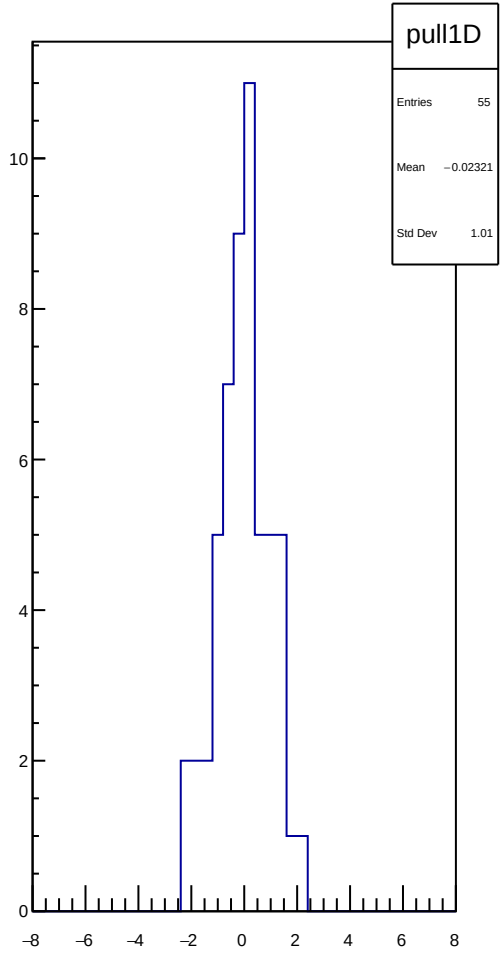
pull1D
Entries 55
Mean −0.02321
Std Dev 1.01

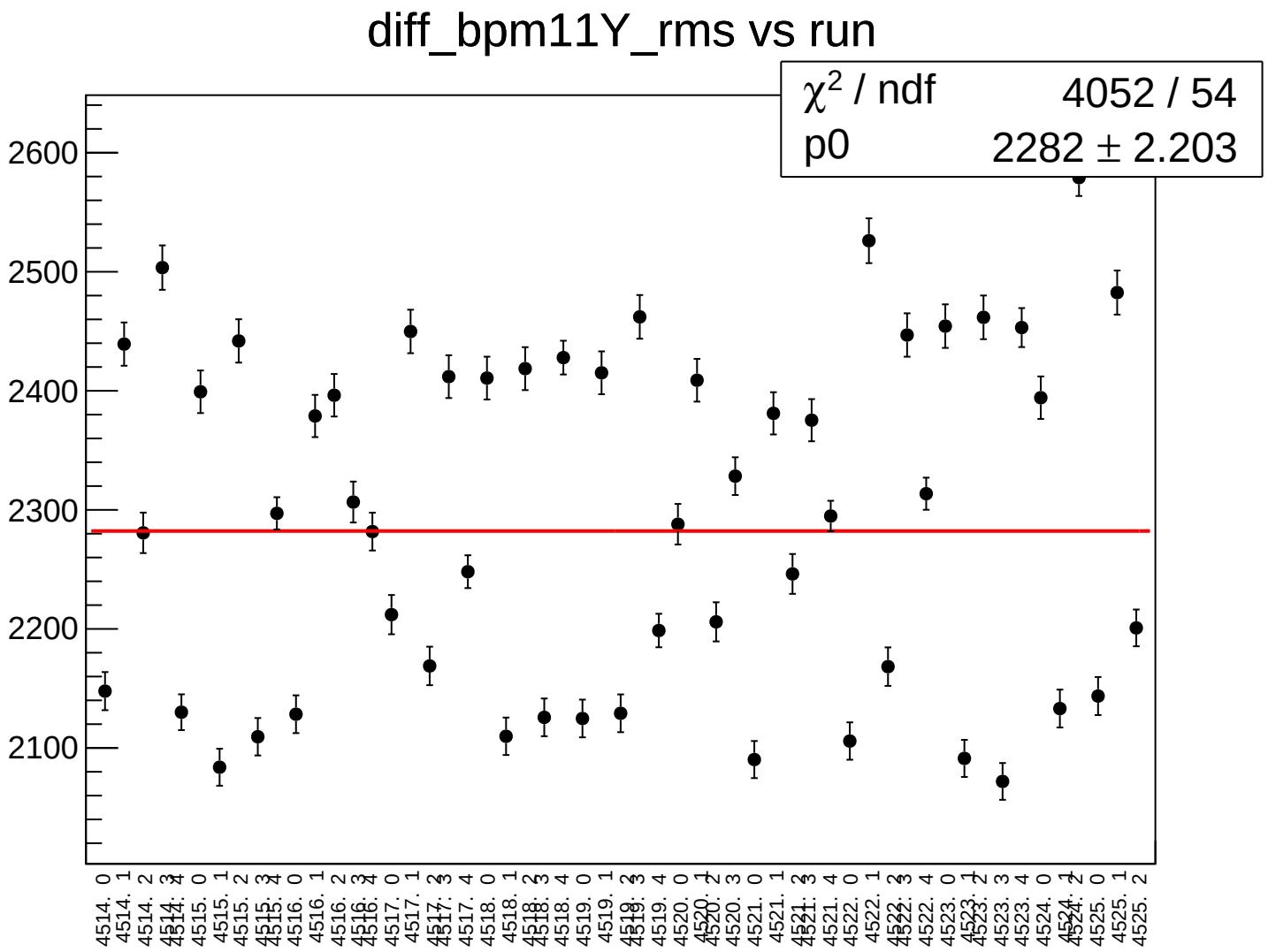
diff_bpm11Y_rms vs run
χ² / ndf 4052 / 54
p0 2282 ± 2.203
2600
2500
2400
2300
2200
2100
4514. 0
4514. 1
4514. 2
4514. 3
4514. 4
4515. 0
4515. 1
4515. 2
4515. 3
4515. 4
4516. 0
4516. 1
4516. 2
4516. 3
4516. 4
4517. 0
4517. 1
4517. 2
4517. 3
4517. 4
4518. 0
4518. 1
4518. 2
4518. 3
4518. 4
4519. 0
4519. 1
4519. 2
4519. 3
4519. 4
4520. 0
4520. 1
4520. 2
4520. 3
4521. 0
4521. 1
4521. 2
4521. 3
4521. 4
4522. 0
4522. 1
4522. 2
4522. 3
4522. 4
4523. 0
4523. 1
4523. 2
4523. 3
4523. 4
4524. 0
4524. 1
4524. 2
4525. 0
4525. 1
4525. 2

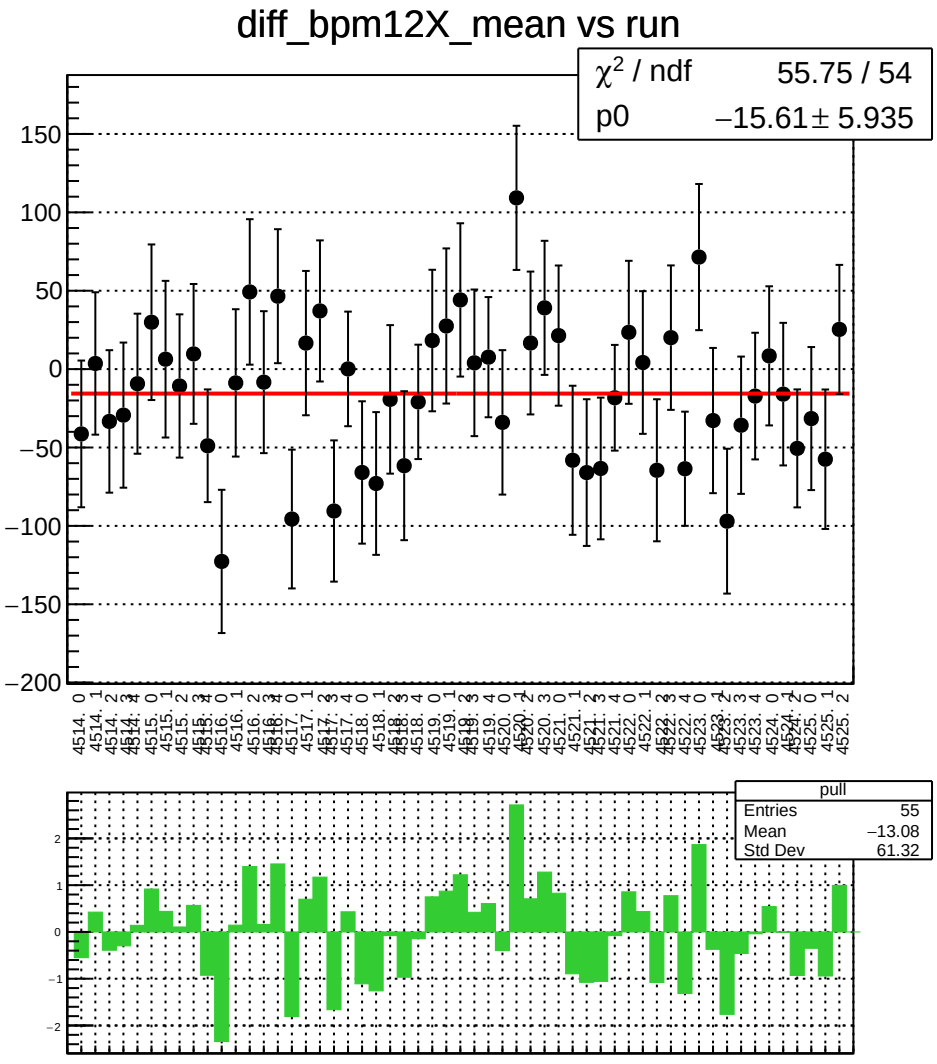
diff_bpm12X_mean vs run
χ² / ndf 55.75 / 54
p0 −15.61 ± 5.935
pull
Entries 55
Mean −13.08
Std Dev 61.32

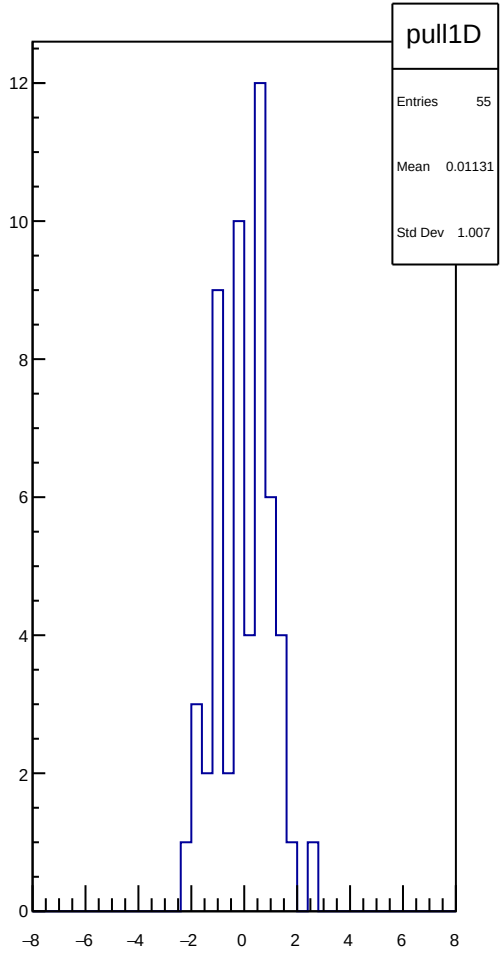
pull1D
Entries 55
Mean 0.01131
Std Dev 1.007

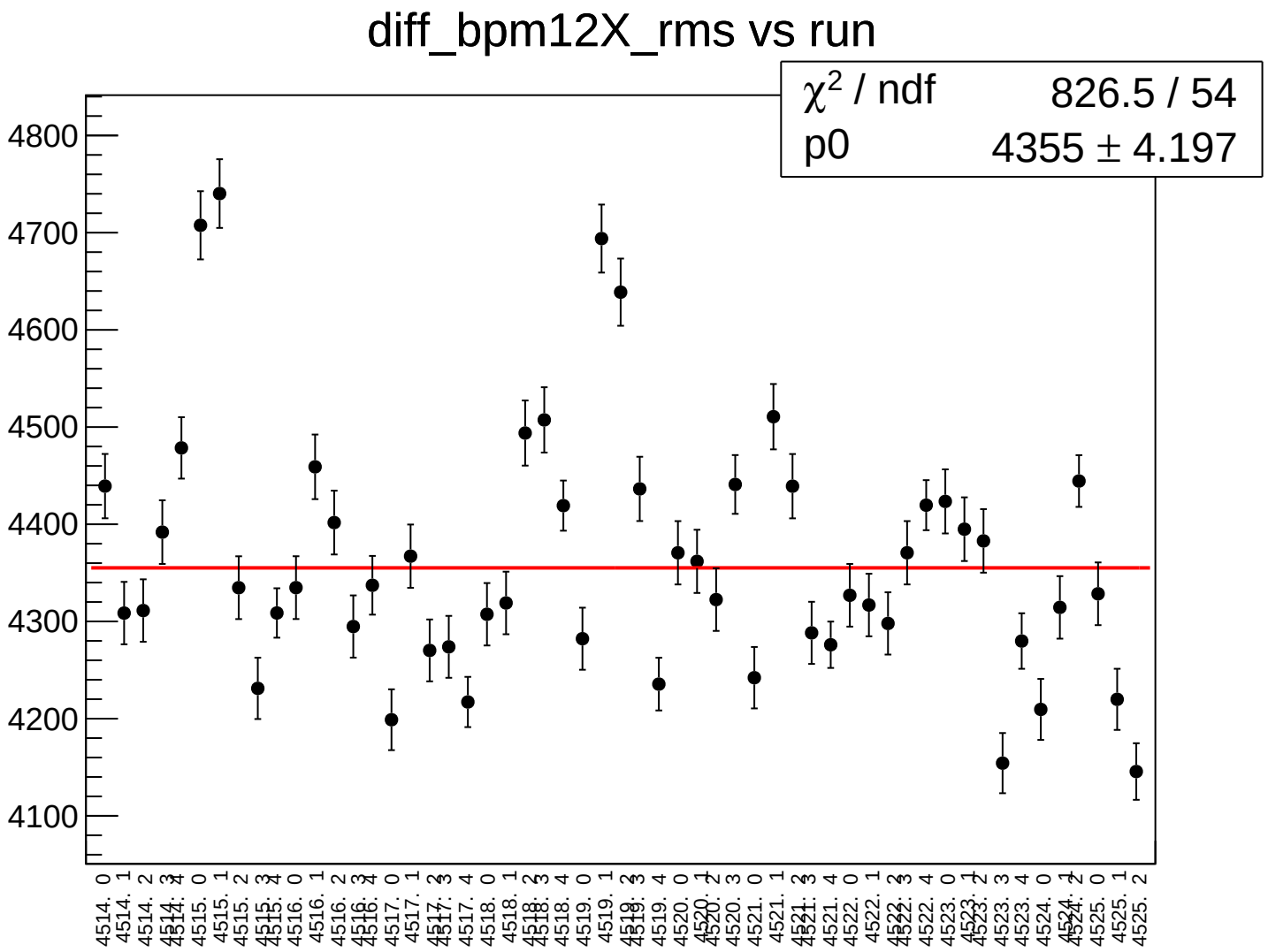
diff_bpm12X_rms vs run
χ² / ndf 826.5 / 54
p0 4355 ± 4.197
4800
4700
4600
4500
4400
4300
4200
4100
4514. 0
4514. 1
4514. 2
4514. 3
4514. 4
4515. 0
4515. 1
4515. 2
4515. 3
4515. 4
4516. 0
4516. 1
4516. 2
4516. 3
4516. 4
4517. 0
4517. 1
4517. 2
4517. 3
4517. 4
4518. 0
4518. 1
4518. 2
4518. 3
4518. 4
4519. 0
4519. 1
4519. 2
4519. 3
4519. 4
4520. 0
4520. 1
4520. 2
4520. 3
4521. 0
4521. 1
4521. 2
4521. 3
4521. 4
4522. 0
4522. 1
4522. 2
4522. 3
4522. 4
4523. 0
4523. 1
4523. 2
4523. 3
4523. 4
4524. 0
4524. 1
4524. 2
4525. 0
4525. 1
4525. 2

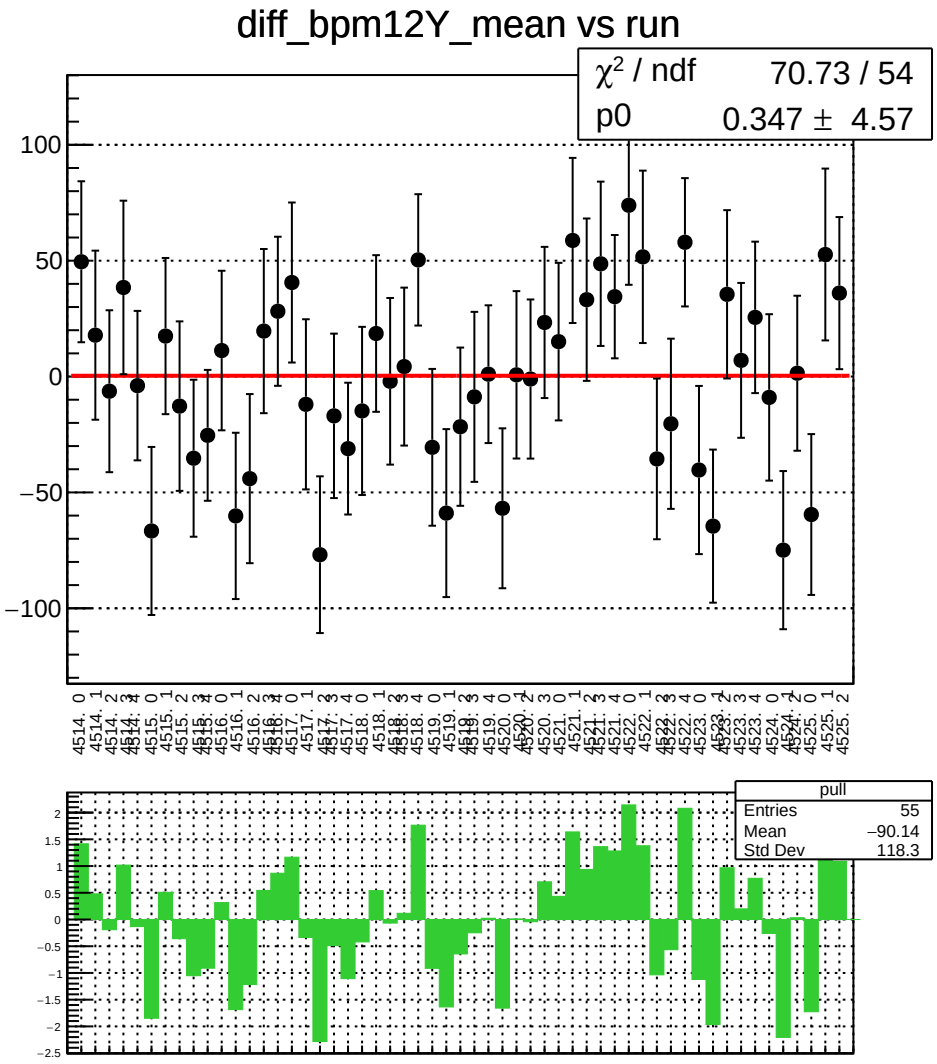
diff_bpm12Y_mean vs run
χ² / ndf 70.73 / 54
p0 0.347 ± 4.57
pull
Entries 55
Mean −90.14
Std Dev 118.3

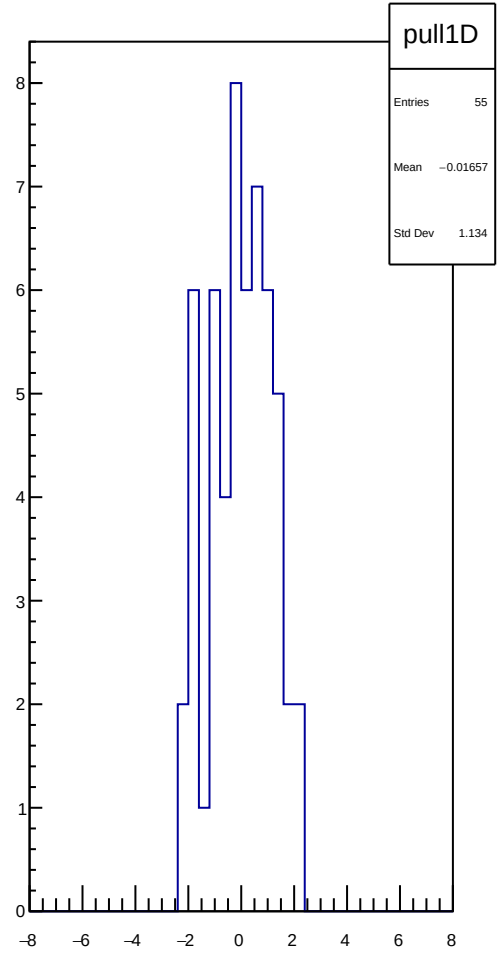
pull1D
Entries 55
Mean −0.01657
Std Dev 1.134

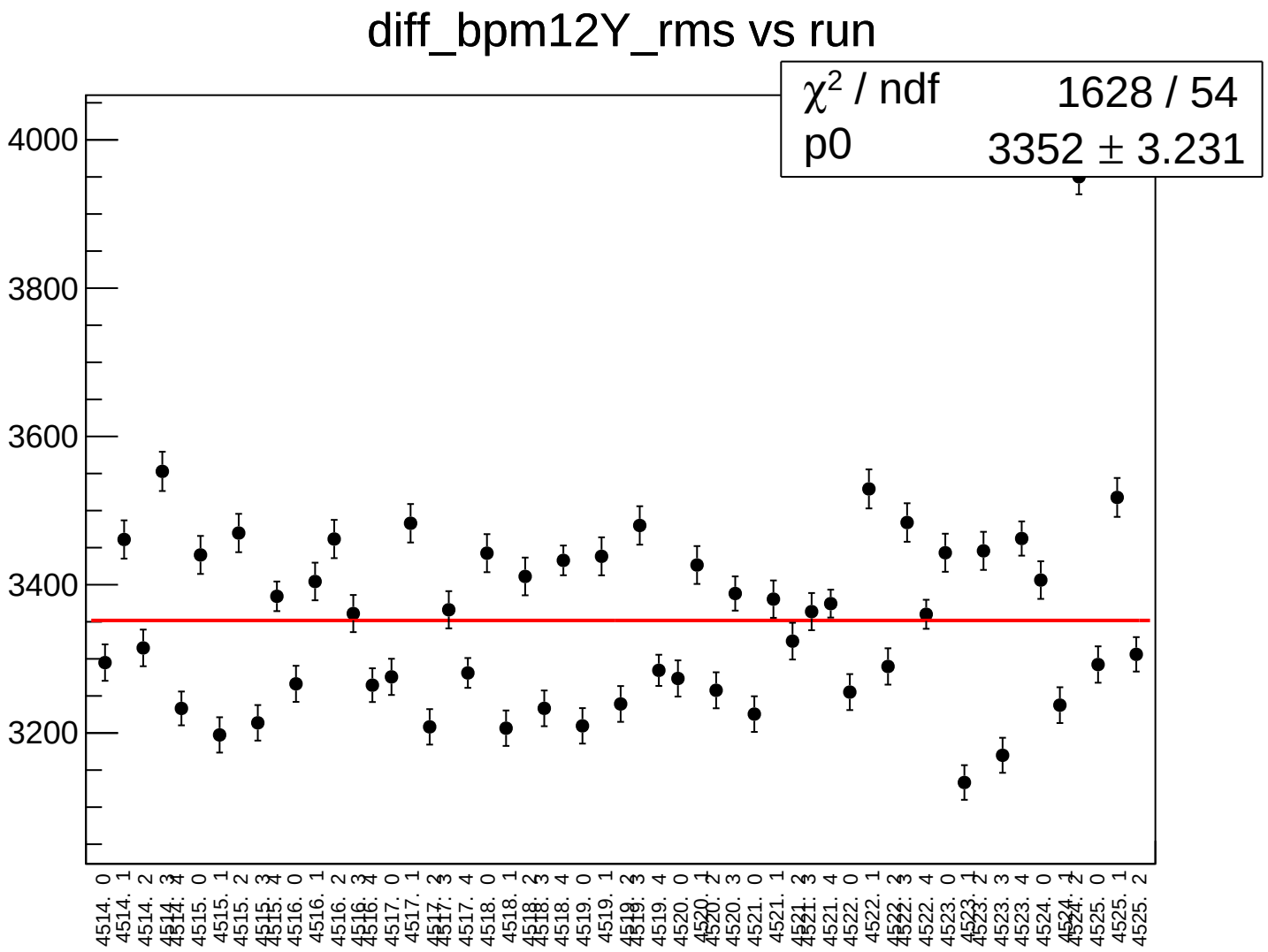
diff_bpm12Y_rms vs run
χ² / ndf 1628 / 54
p0 3352 ± 3.231
4000
3800
3600
3400
3200
4514. 0
4514. 1
4514. 2
4514. 3
4514. 4
4515. 0
4515. 1
4515. 2
4515. 3
4515. 4
4516. 0
4516. 1
4516. 2
4516. 3
4516. 4
4517. 0
4517. 1
4517. 2
4517. 3
4517. 4
4518. 0
4518. 1
4518. 2
4518. 3
4518. 4
4519. 0
4519. 1
4519. 2
4519. 3
4519. 4
4520. 0
4520. 1
4520. 2
4520. 3
4521. 0
4521. 1
4521. 2
4521. 3
4521. 4
4522. 0
4522. 1
4522. 2
4522. 3
4522. 4
4523. 0
4523. 1
4523. 2
4523. 3
4523. 4
4524. 0
4524. 1
4524. 2
4525. 0
4525. 1
4525. 2

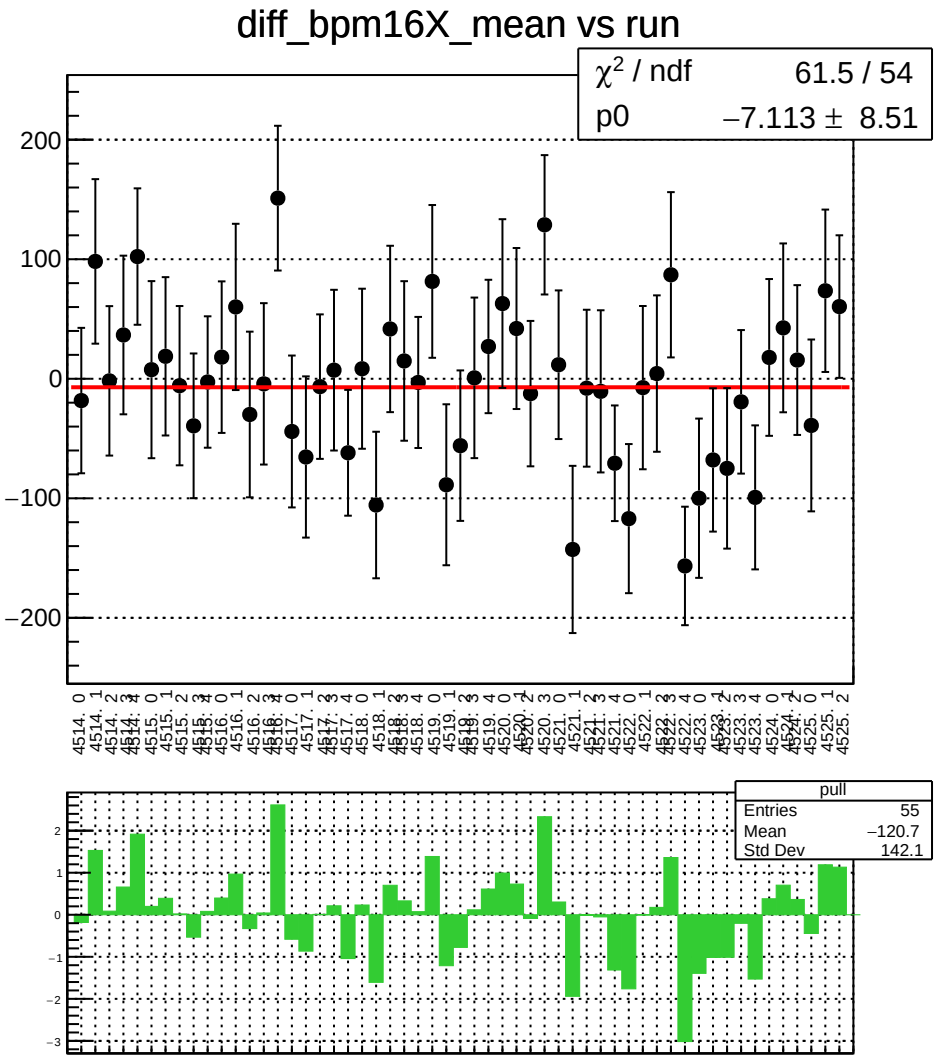
diff_bpm16X_mean vs run
χ² / ndf 61.5 / 54
p0 −7.113 ± 8.51
200
100
0
−100
−200
pull
Entries 55
Mean −120.7
Std Dev 142.1
2
1
0
−1
−2
−3

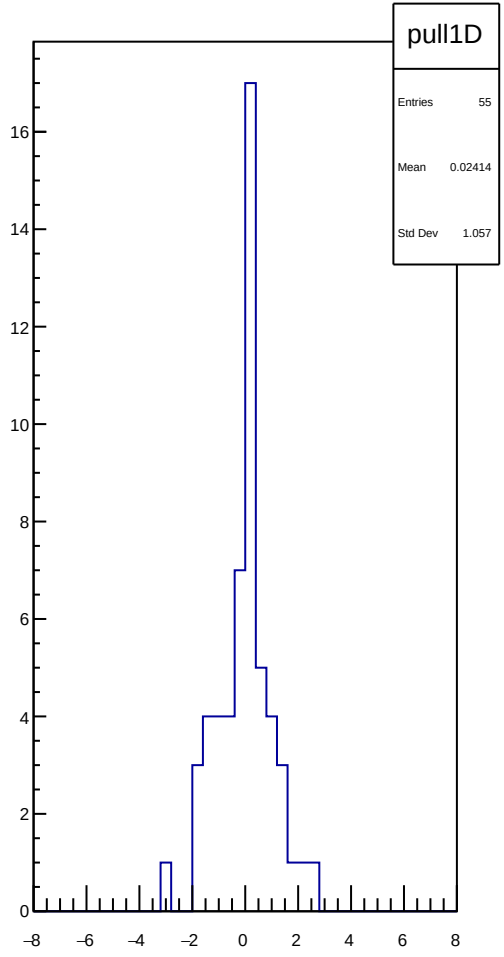
pull1D
Entries 55
Mean 0.02414
Std Dev 1.057
16
14
12
10
8
6
4
2
0
−8
−6
−4
−2
0
2
4
6
8

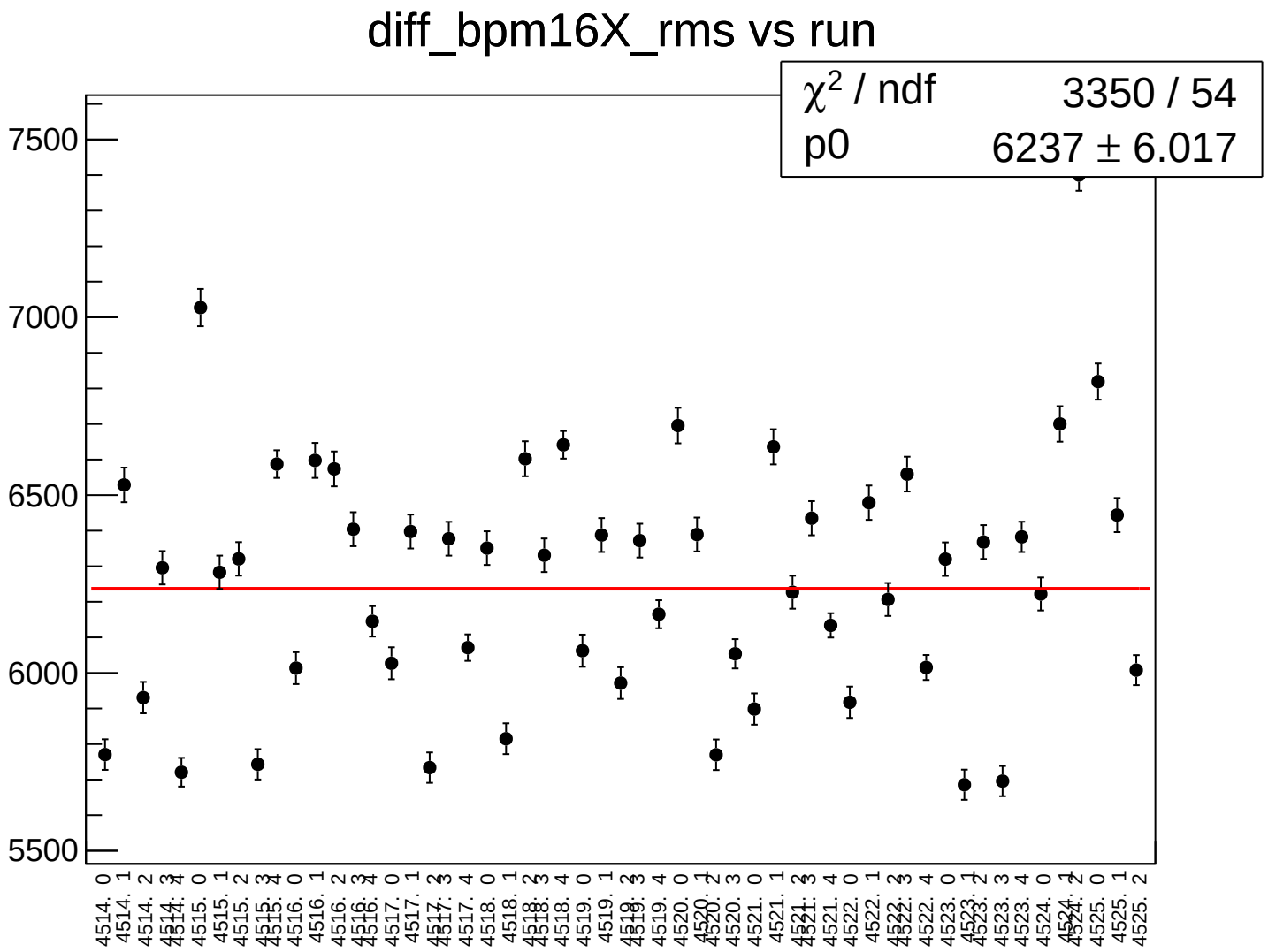
diff_bpm16X_rms vs run
χ2 / ndf 3350 / 54
p0 6237 ± 6.017
7500
7000
6500
6000
5500
4514. 0
4514. 1
4514. 2
4514. 3
4514. 4
4515. 0
4515. 1
4515. 2
4515. 3
4515. 4
4516. 0
4516. 1
4516. 2
4516. 3
4516. 4
4517. 0
4517. 1
4517. 2
4517. 3
4517. 4
4518. 0
4518. 1
4518. 2
4518. 3
4518. 4
4519. 0
4519. 1
4519. 2
4519. 3
4519. 4
4520. 0
4520. 1
4520. 2
4520. 3
4521. 0
4521. 1
4521. 2
4521. 3
4521. 4
4522. 0
4522. 1
4522. 2
4522. 3
4522. 4
4523. 0
4523. 1
4523. 2
4523. 3
4523. 4
4524. 0
4524. 1
4524. 2
4525. 0
4525. 1
4525. 2

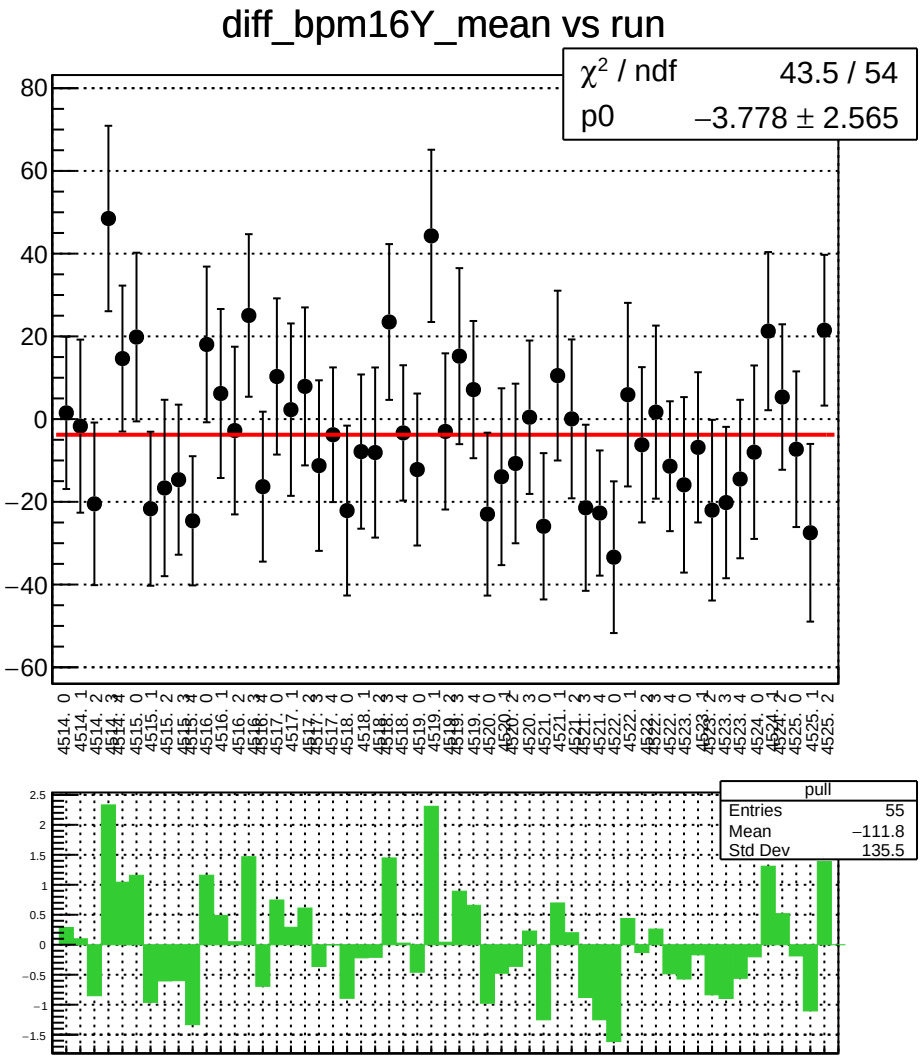
diff_bpm16Y_mean vs run
χ² / ndf 43.5 / 54
p0 −3.778 ± 2.565
pull
Entries 55
Mean −111.8
Std Dev 135.5

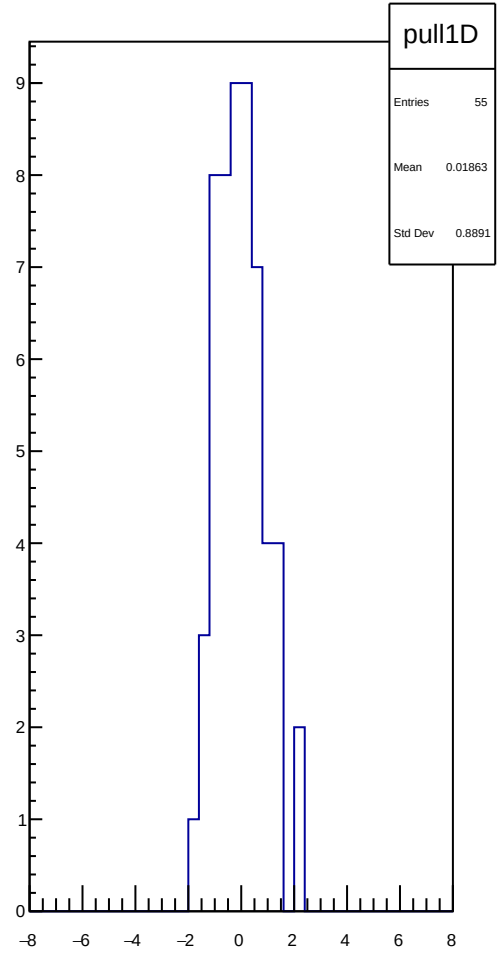
pull1D
Entries 55
Mean 0.01863
Std Dev 0.8891

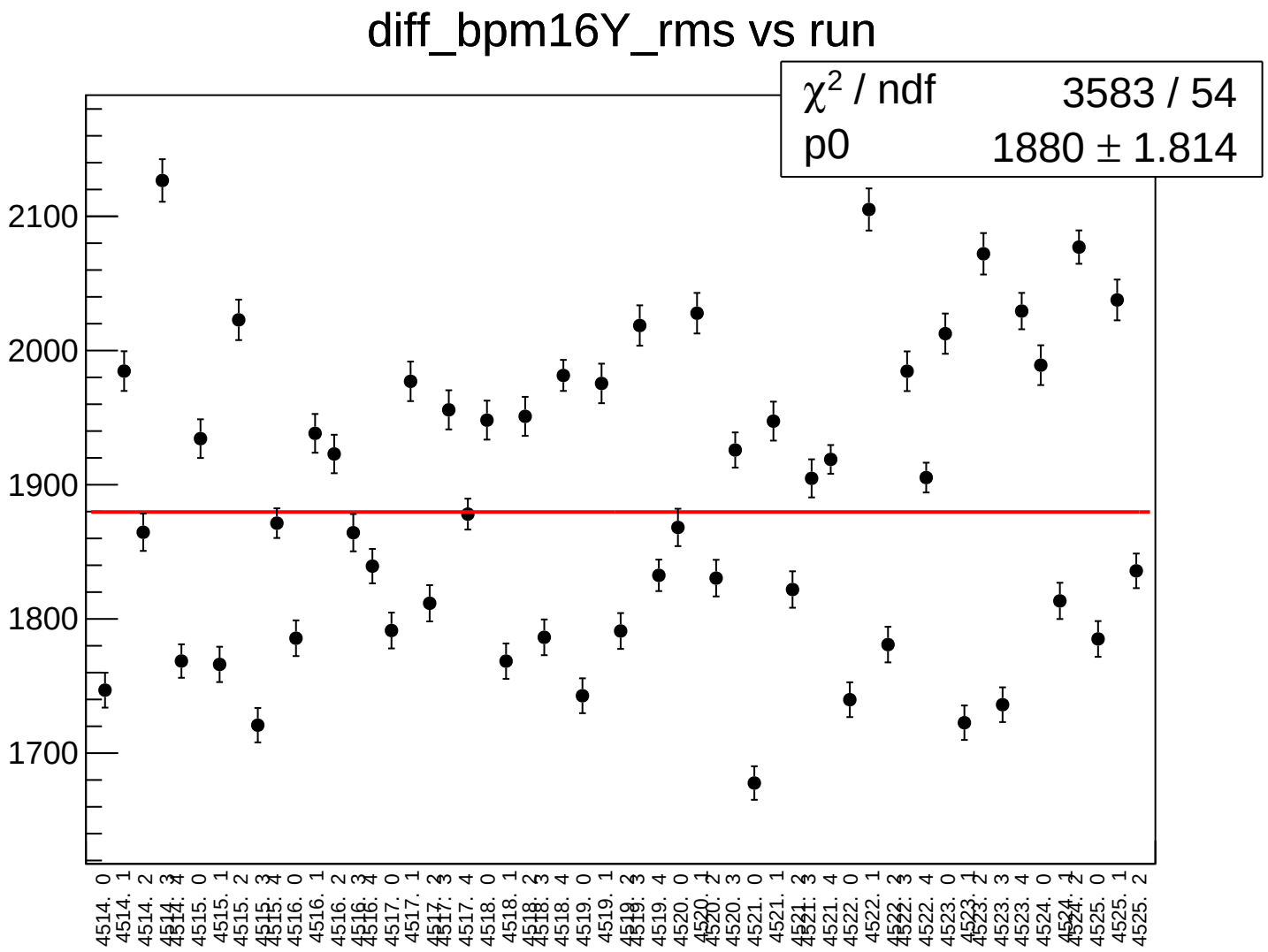
diff_bpm16Y_rms vs run
χ² / ndf 3583 / 54
p0 1880 ± 1.814
2100
2000
1900
1800
1700
4514. 0
4514. 1
4514. 2
4514. 3
4514. 4
4515. 0
4515. 1
4515. 2
4515. 3
4515. 4
4516. 0
4516. 1
4516. 2
4516. 3
4516. 4
4517. 0
4517. 1
4517. 2
4517. 3
4517. 4
4518. 0
4518. 1
4518. 2
4518. 3
4518. 4
4519. 0
4519. 1
4519. 2
4519. 3
4519. 4
4520. 0
4520. 1
4520. 2
4520. 3
4521. 0
4521. 1
4521. 2
4521. 3
4521. 4
4522. 0
4522. 1
4522. 2
4522. 3
4522. 4
4523. 0
4523. 1
4523. 2
4523. 3
4523. 4
4524. 0
4524. 1
4524. 2
4525. 0
4525. 1
4525. 2

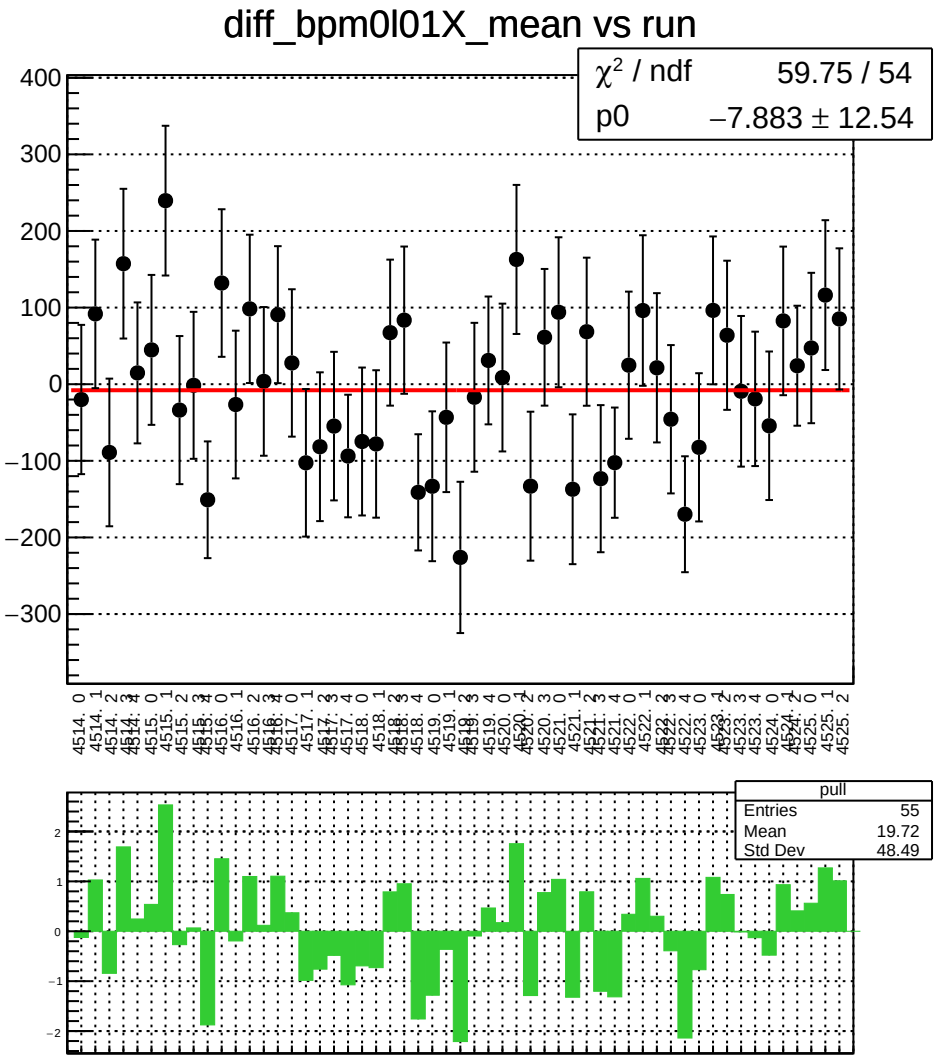
diff_bpm0l01X_mean vs run
χ² / ndf 59.75 / 54
p0 −7.883 ± 12.54
pull
Entries 55
Mean 19.72
Std Dev 48.49

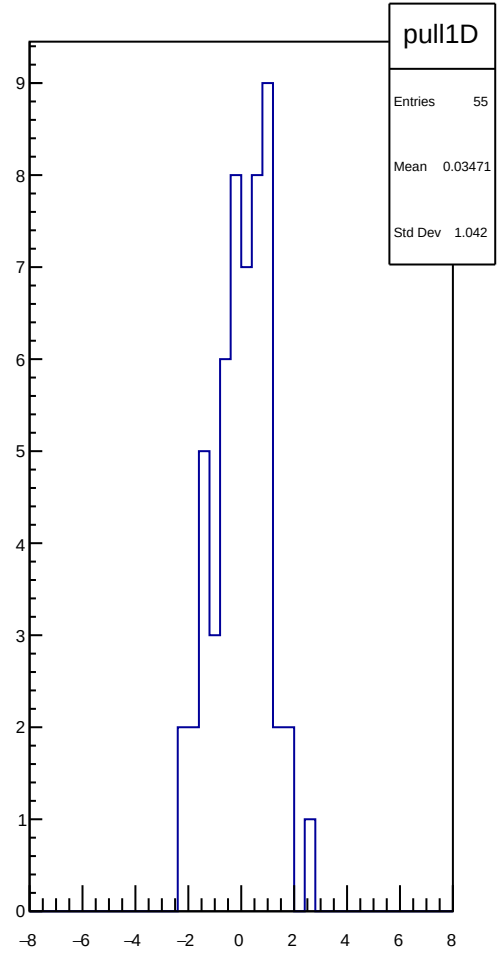
pull1D
Entries 55
Mean 0.03471
Std Dev 1.042

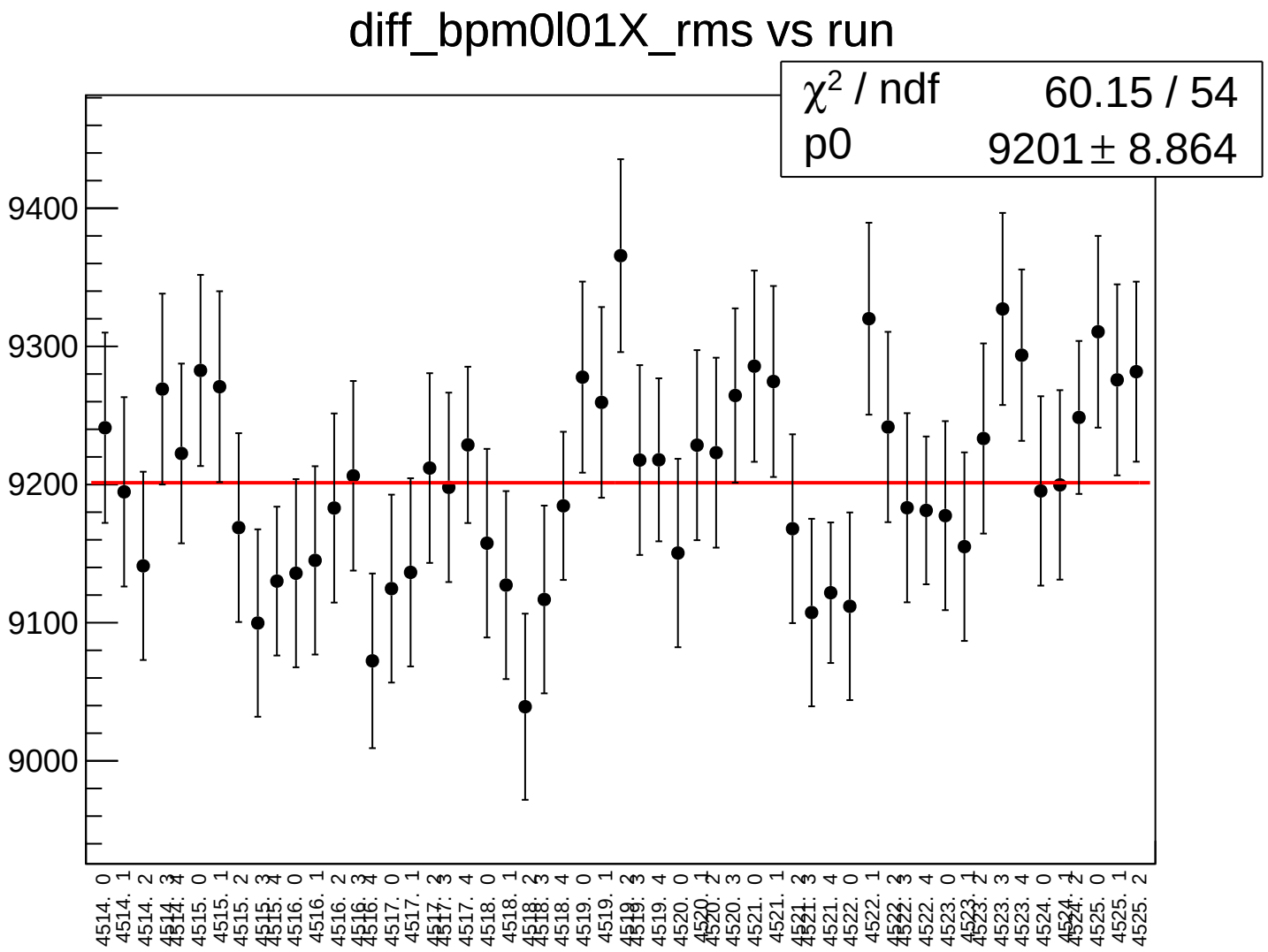
diff_bpm0l01X_rms vs run
χ² / ndf 60.15 / 54
p0 9201 ± 8.864
9400
9300
9200
9100
9000
4514. 0
4514. 1
4514. 2
4514. 3
4514. 4
4515. 0
4515. 1
4515. 2
4515. 3
4515. 4
4516. 0
4516. 1
4516. 2
4516. 3
4516. 4
4517. 0
4517. 1
4517. 2
4517. 3
4517. 4
4518. 0
4518. 1
4518. 2
4518. 3
4518. 4
4519. 0
4519. 1
4519. 2
4519. 3
4519. 4
4520. 0
4520. 1
4520. 2
4520. 3
4521. 0
4521. 1
4521. 2
4521. 3
4521. 4
4522. 0
4522. 1
4522. 2
4522. 3
4522. 4
4523. 0
4523. 1
4523. 2
4523. 3
4523. 4
4524. 0
4524. 1
4524. 2
4525. 0
4525. 1
4525. 2

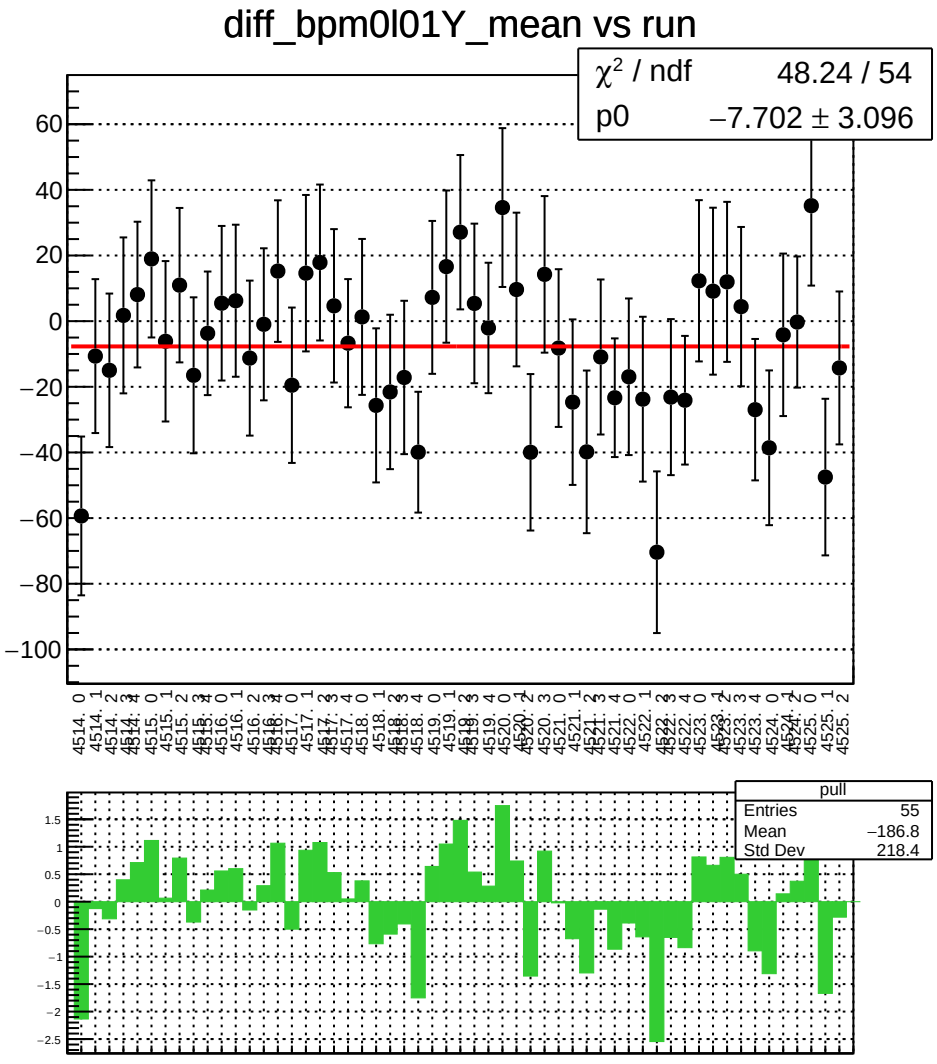
diff_bpm0l01Y_mean vs run
χ^2 / ndf 48.24 / 54
p0 −7.702 ± 3.096
pull
Entries 55
Mean −186.8
Std Dev 218.4

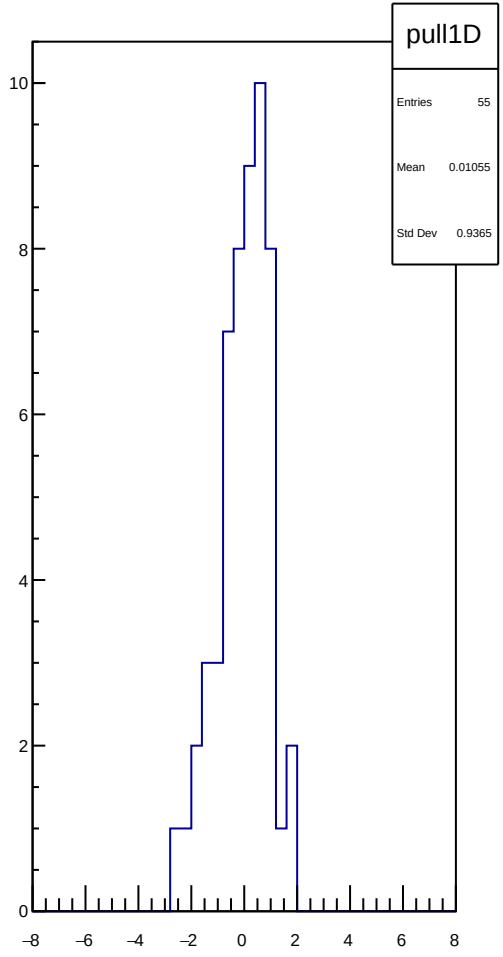
pull1D
Entries 55
Mean 0.01055
Std Dev 0.9365

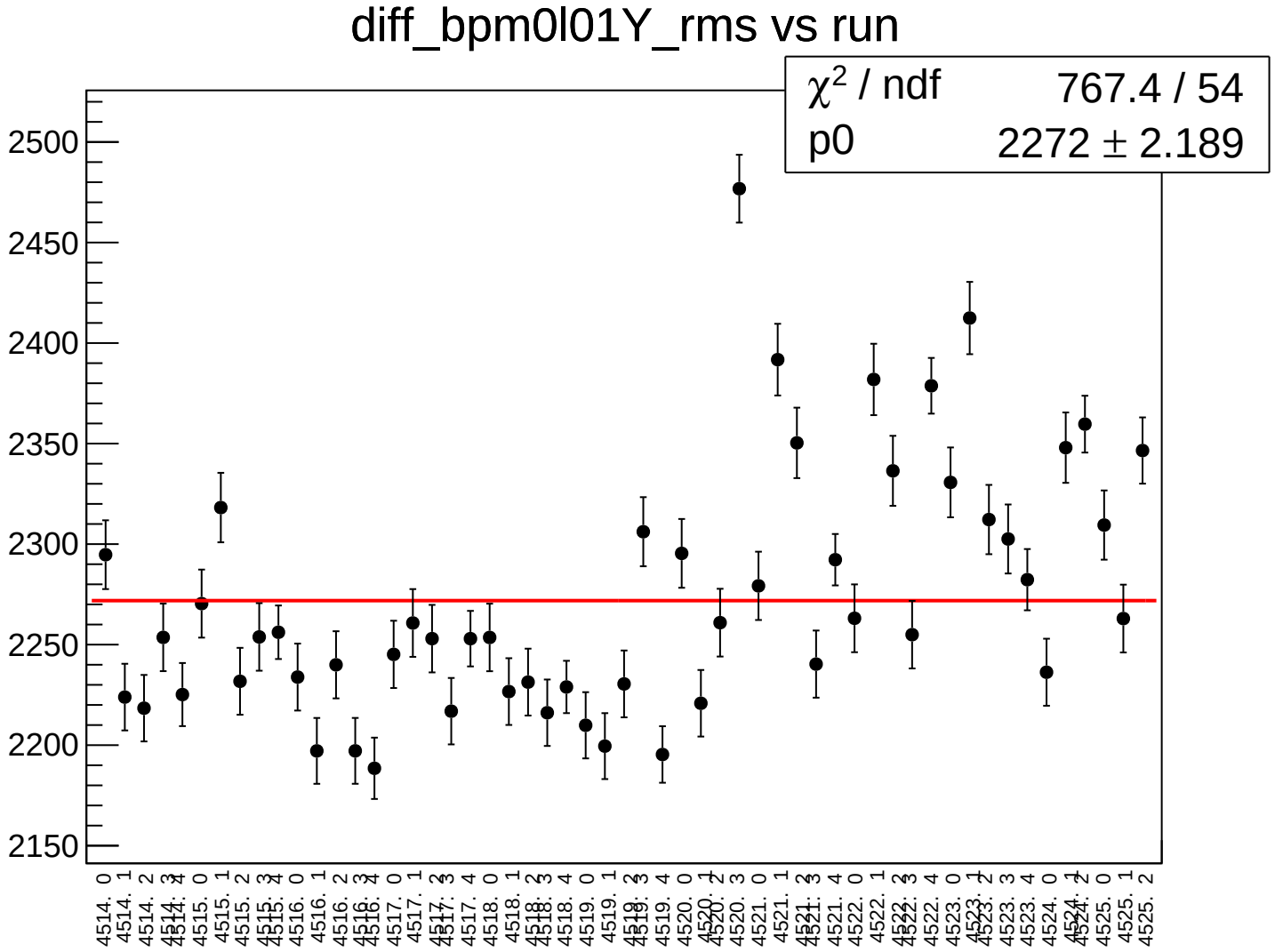
diff_bpm0l01Y_rms vs run
χ² / ndf 767.4 / 54
p0 2272 ± 2.189
2500
2450
2400
2350
2300
2250
2200
2150
4514. 0
4514. 1
4514. 2
4514. 3
4514. 4
4515. 0
4515. 1
4515. 2
4515. 3
4515. 4
4516. 0
4516. 1
4516. 2
4516. 3
4516. 4
4517. 0
4517. 1
4517. 2
4517. 3
4517. 4
4518. 0
4518. 1
4518. 2
4518. 3
4518. 4
4519. 0
4519. 1
4519. 2
4519. 3
4519. 4
4520. 0
4520. 1
4520. 2
4520. 3
4521. 0
4521. 1
4521. 2
4521. 3
4521. 4
4522. 0
4522. 1
4522. 2
4522. 3
4522. 4
4523. 0
4523. 1
4523. 2
4523. 3
4523. 4
4524. 0
4524. 1
4524. 2
4525. 0
4525. 1
4525. 2

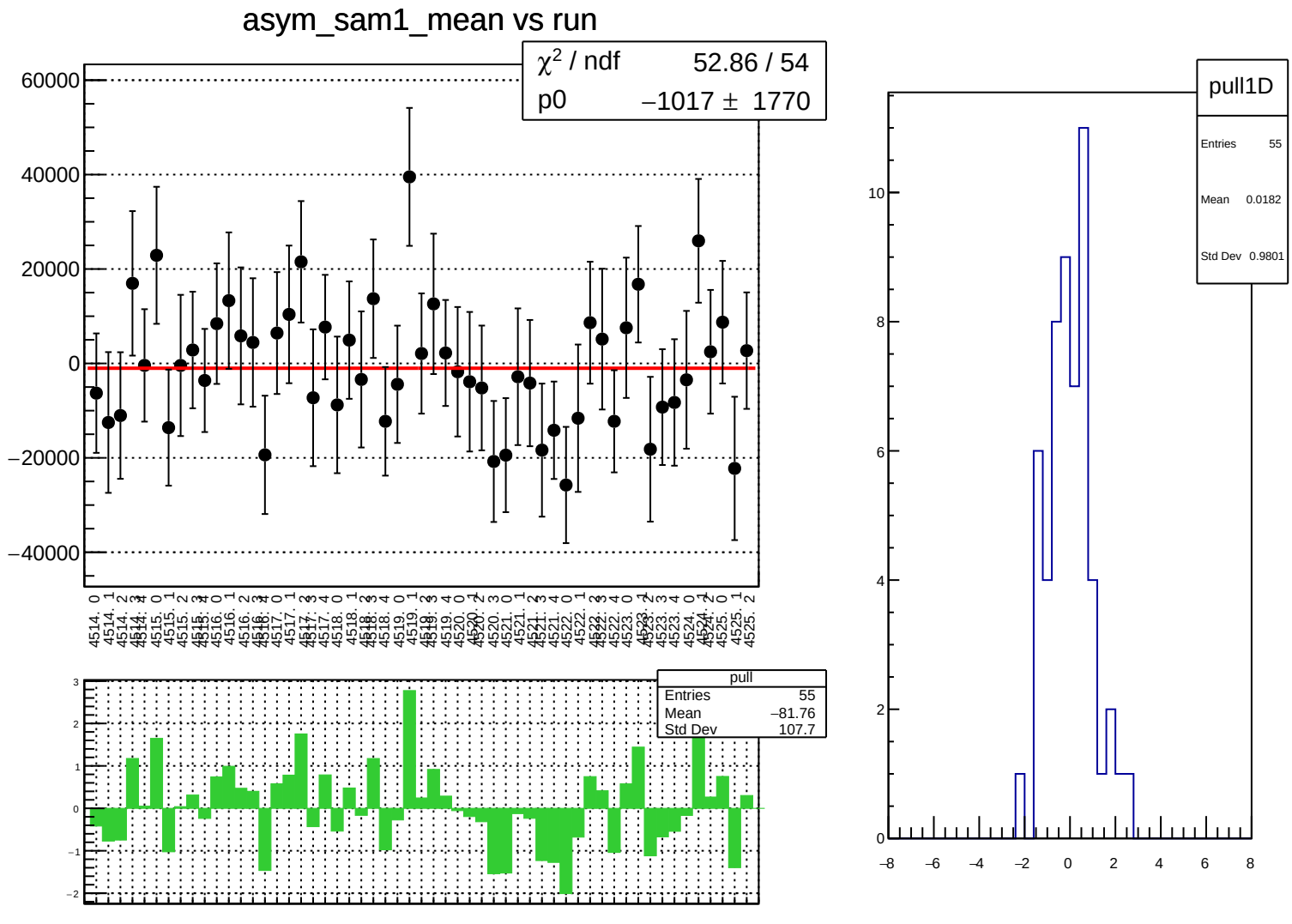
asym_sam1_mean vs run
χ² / ndf 52.86 / 54
p0 −1017 ± 1770
pull
Entries 55
Mean −81.76
Std Dev 107.7
pull1D
Entries 55
Mean 0.0182
Std Dev 0.9801

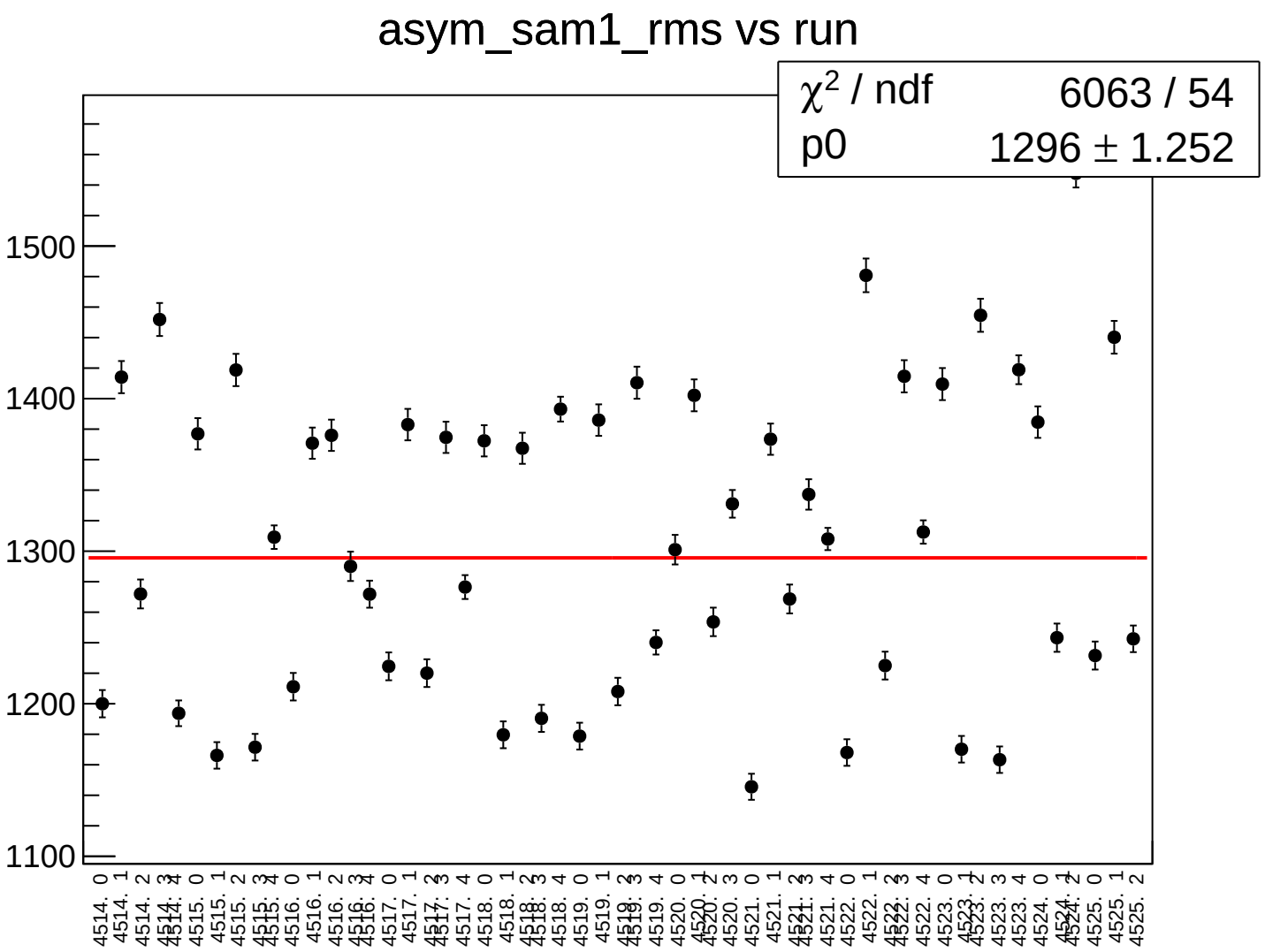
asym_sam1_rms vs run
χ2 / ndf 6063 / 54
p0 1296 ± 1.252
1500
1400
1300
1200
1100
4514. 0
4514. 1
4514. 2
4514. 3
4514. 4
4515. 0
4515. 1
4515. 2
4515. 3
4515. 4
4516. 0
4516. 1
4516. 2
4516. 3
4516. 4
4517. 0
4517. 1
4517. 2
4517. 3
4517. 4
4518. 0
4518. 1
4518. 2
4518. 3
4518. 4
4519. 0
4519. 1
4519. 2
4519. 3
4519. 4
4520. 0
4520. 1
4520. 2
4520. 3
4521. 0
4521. 1
4521. 2
4521. 3
4521. 4
4522. 0
4522. 1
4522. 2
4522. 3
4522. 4
4523. 0
4523. 1
4523. 2
4523. 3
4523. 4
4524. 0
4524. 1
4524. 2
4525. 0
4525. 1
4525. 2

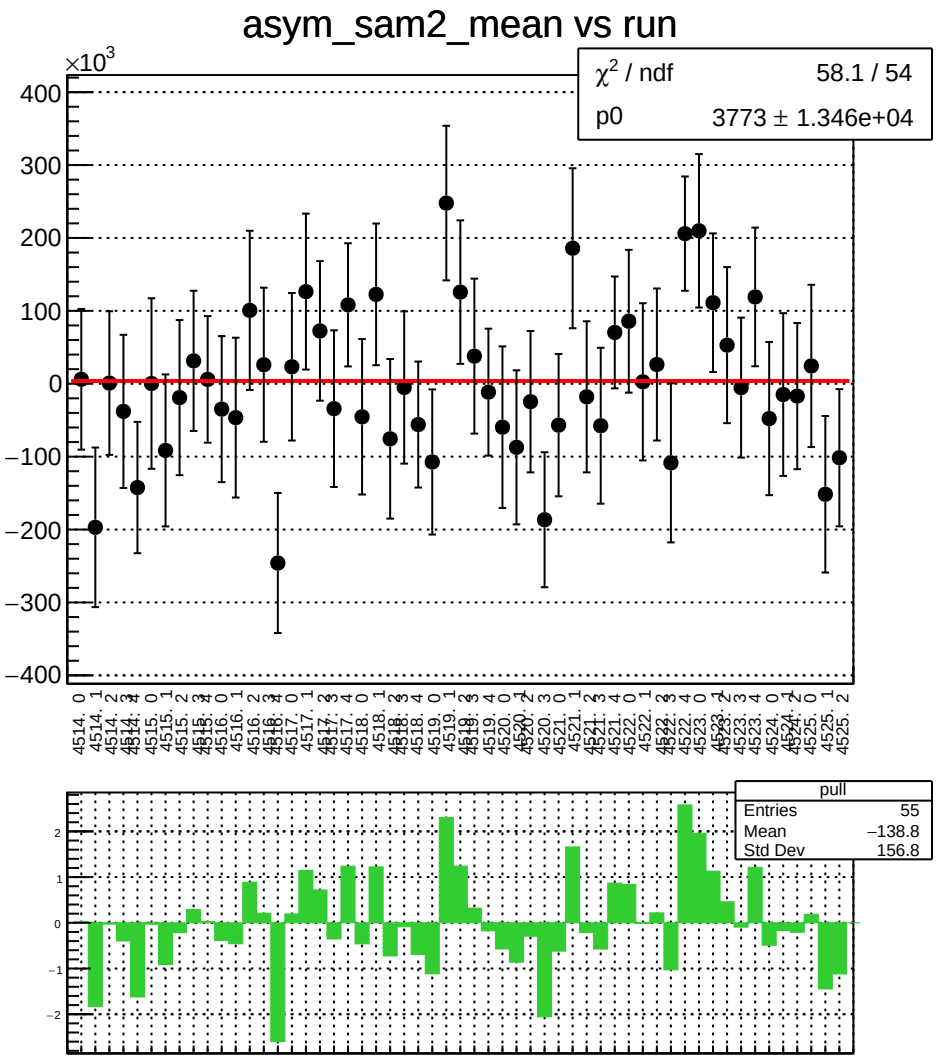
asym_sam2_mean vs run
×10^3
χ² / ndf 58.1 / 54
p0 3773 ± 1.346e+04
pull
Entries 55
Mean −138.8
Std Dev 156.8

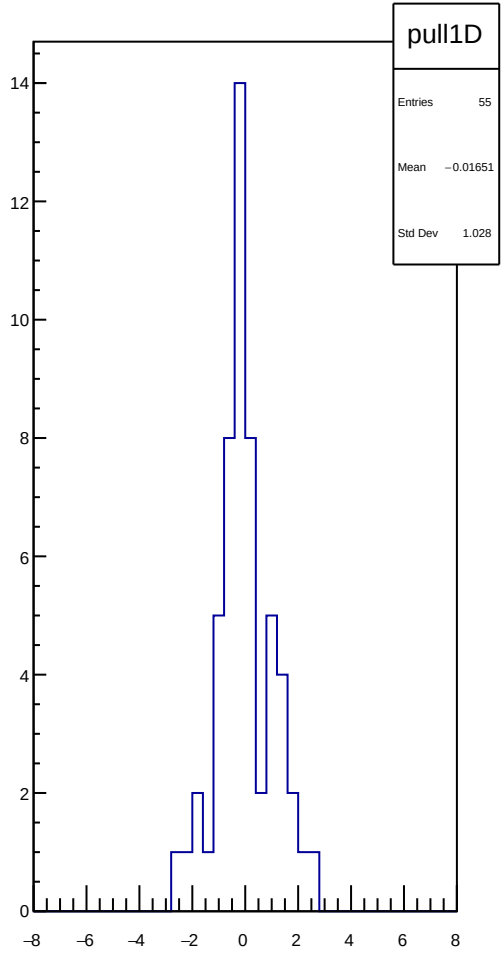
pull1D
Entries 55
Mean −0.01651
Std Dev 1.028

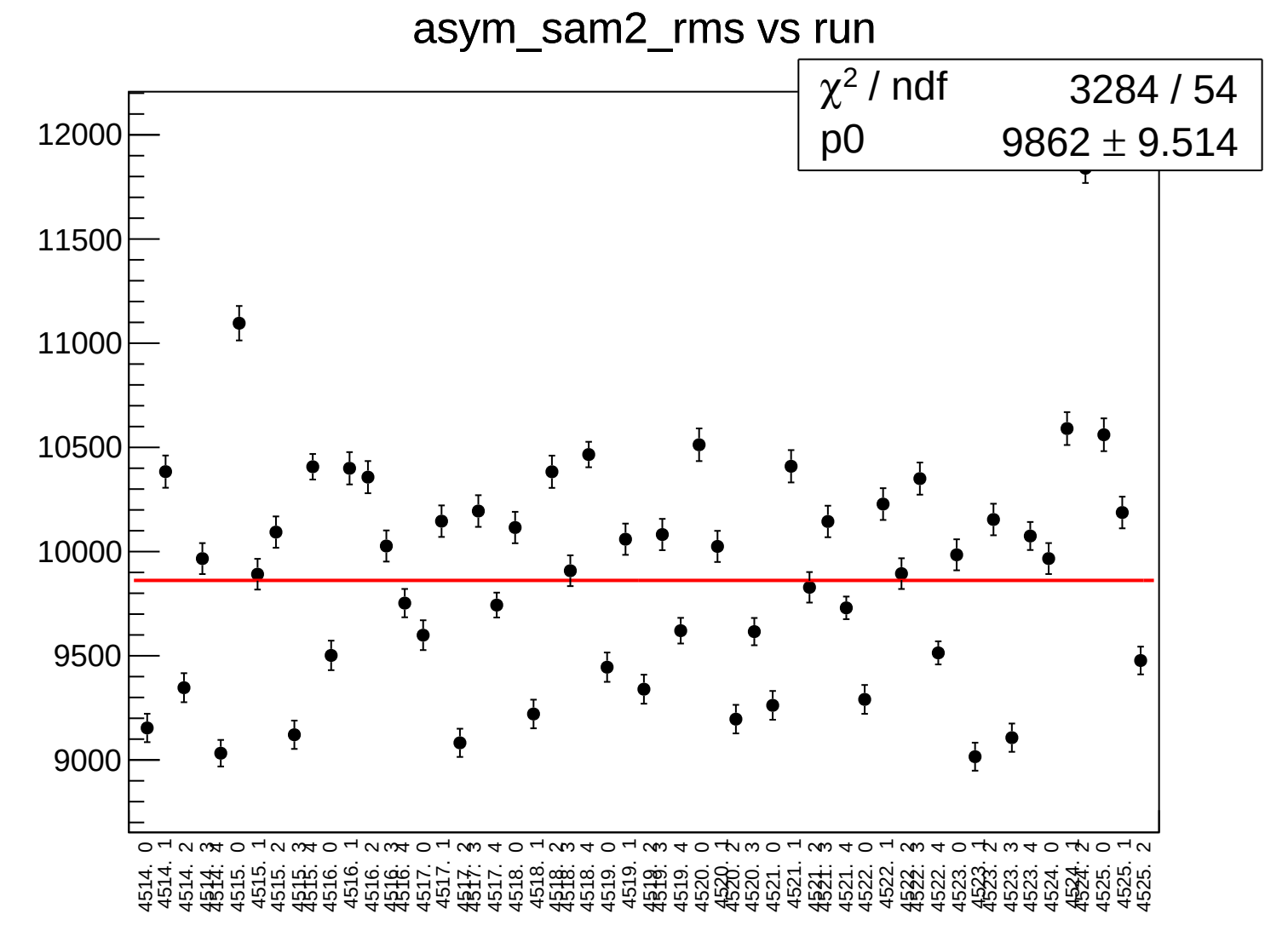
asym_sam2_rms vs run
χ2 / ndf 3284 / 54
p0 9862 ± 9.514
12000
11500
11000
10500
10000
9500
9000
4514. 0
4514. 1
4514. 2
4514. 3
4514. 4
4515. 0
4515. 1
4515. 2
4515. 3
4515. 4
4516. 0
4516. 1
4516. 2
4516. 3
4516. 4
4517. 0
4517. 1
4517. 2
4517. 3
4517. 4
4518. 0
4518. 1
4518. 2
4518. 3
4518. 4
4519. 0
4519. 1
4519. 2
4519. 3
4519. 4
4520. 0
4520. 1
4520. 2
4520. 3
4521. 0
4521. 1
4521. 2
4521. 3
4521. 4
4522. 0
4522. 1
4522. 2
4522. 3
4522. 4
4523. 0
4523. 1
4523. 2
4523. 3
4523. 4
4524. 0
4524. 1
4524. 2
4525. 0
4525. 1
4525. 2

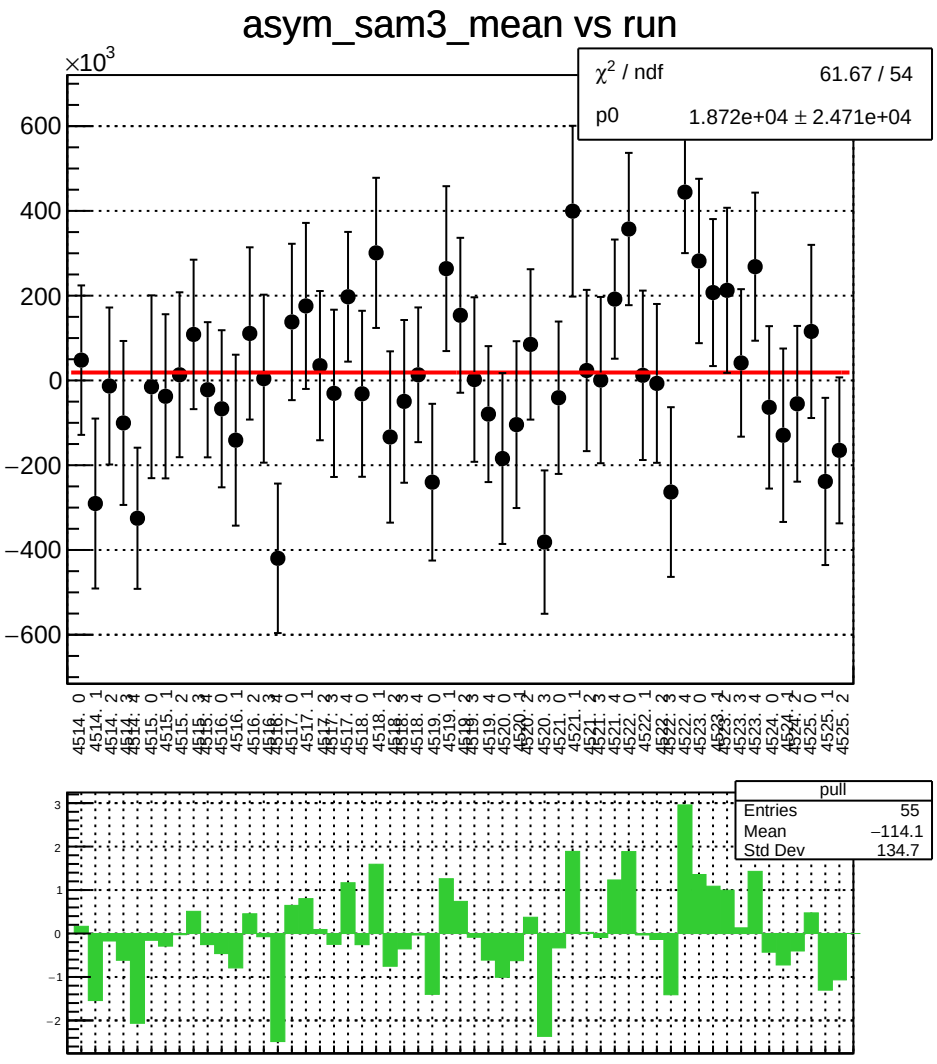
asym_sam3_mean vs run
×10^3
χ² / ndf 61.67 / 54
p0 1.872e+04 ± 2.471e+04
pull
Entries 55
Mean −114.1
Std Dev 134.7

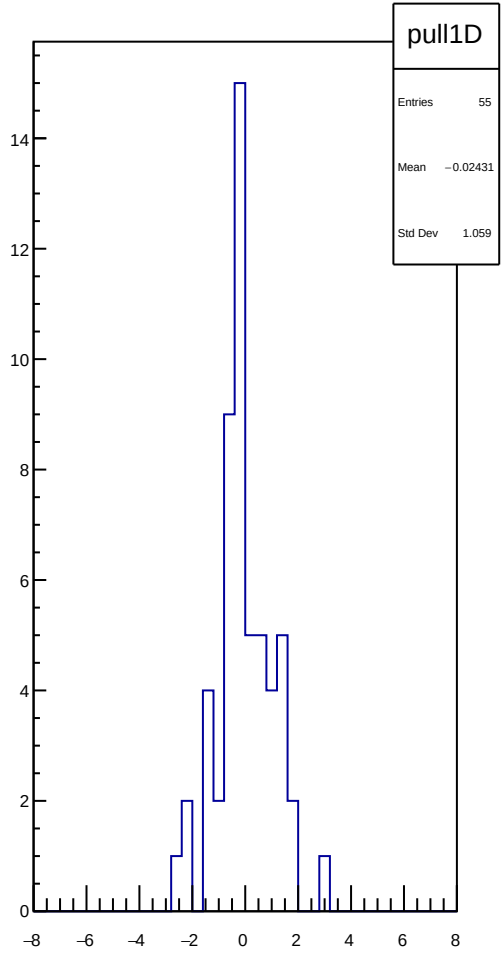
pull1D
Entries 55
Mean −0.02431
Std Dev 1.059

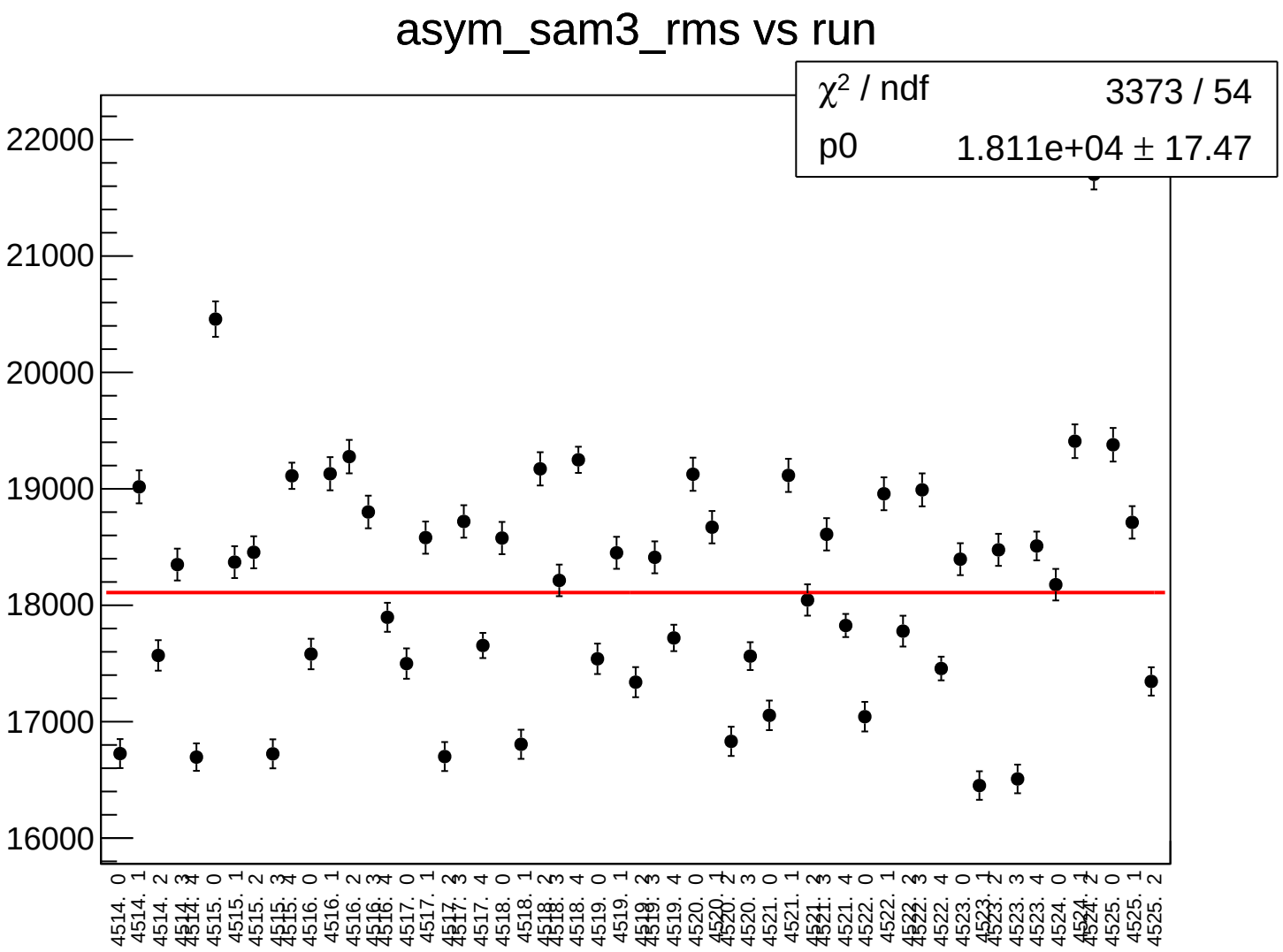
asym_sam3_rms vs run
χ2 / ndf 3373 / 54
p0 1.811e+04 ± 17.47
22000
21000
20000
19000
18000
17000
16000
4514. 0
4514. 1
4514. 2
4514. 3
4514. 4
4515. 0
4515. 1
4515. 2
4515. 3
4515. 4
4516. 0
4516. 1
4516. 2
4516. 3
4516. 4
4517. 0
4517. 1
4517. 2
4517. 3
4517. 4
4518. 0
4518. 1
4518. 2
4518. 3
4518. 4
4519. 0
4519. 1
4519. 2
4519. 3
4519. 4
4520. 0
4520. 1
4520. 2
4520. 3
4521. 0
4521. 1
4521. 2
4521. 3
4521. 4
4522. 0
4522. 1
4522. 2
4522. 3
4522. 4
4523. 0
4523. 1
4523. 2
4523. 3
4523. 4
4524. 0
4524. 1
4524. 2
4525. 0
4525. 1
4525. 2

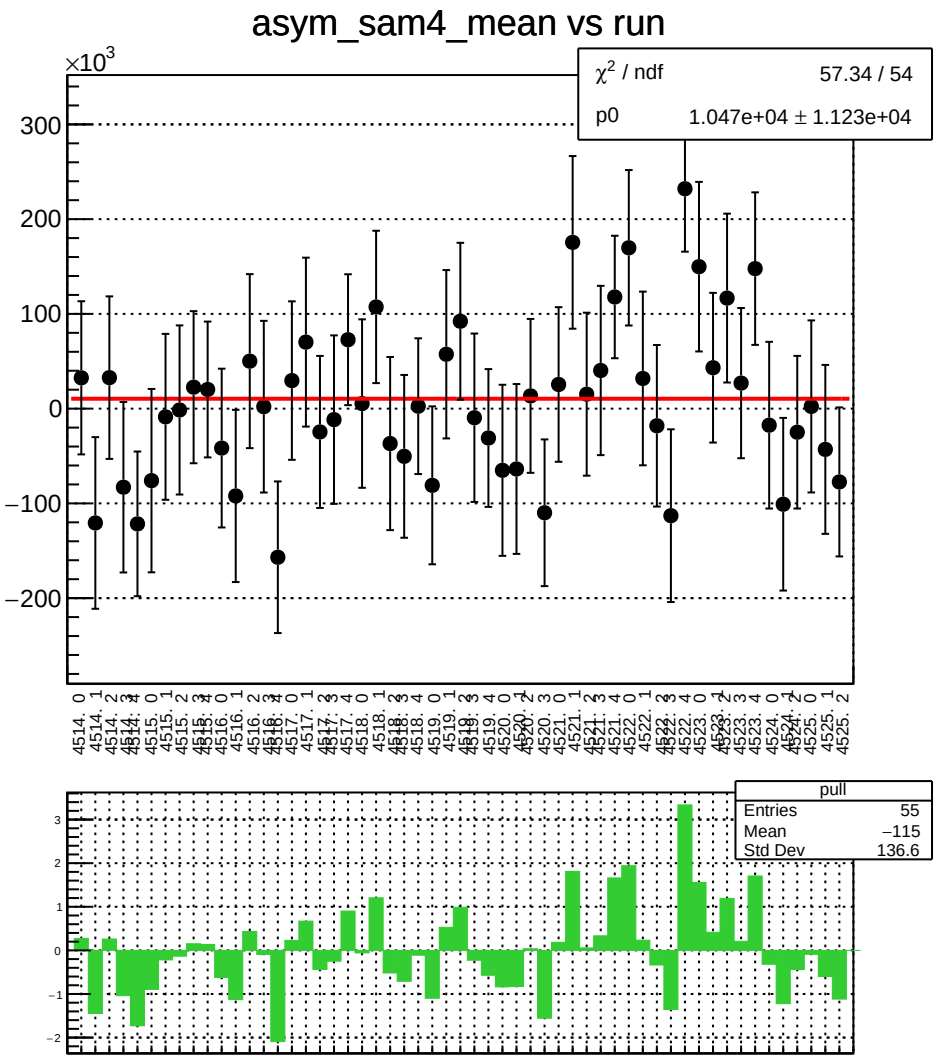
asym_sam4_mean vs run
×10^3
χ² / ndf 57.34 / 54
p0 1.047e+04 ± 1.123e+04
pull
Entries 55
Mean −115
Std Dev 136.6

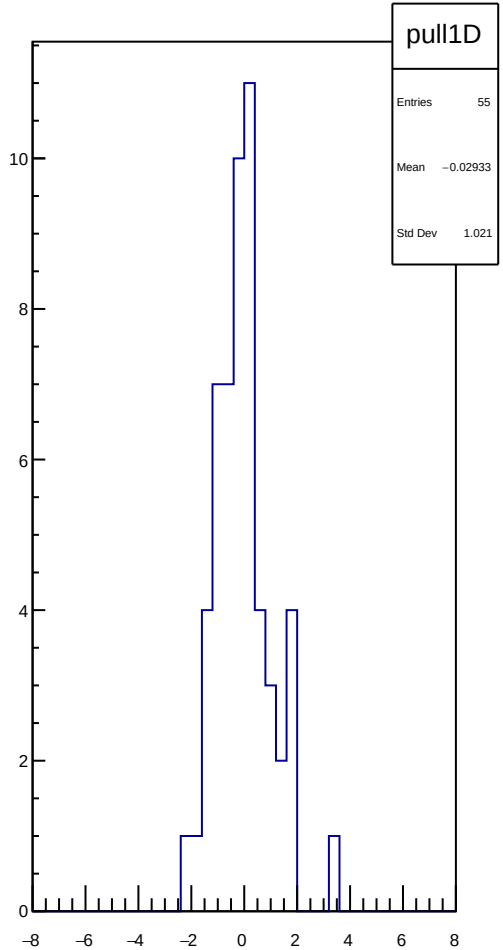
pull1D
Entries 55
Mean −0.02933
Std Dev 1.021

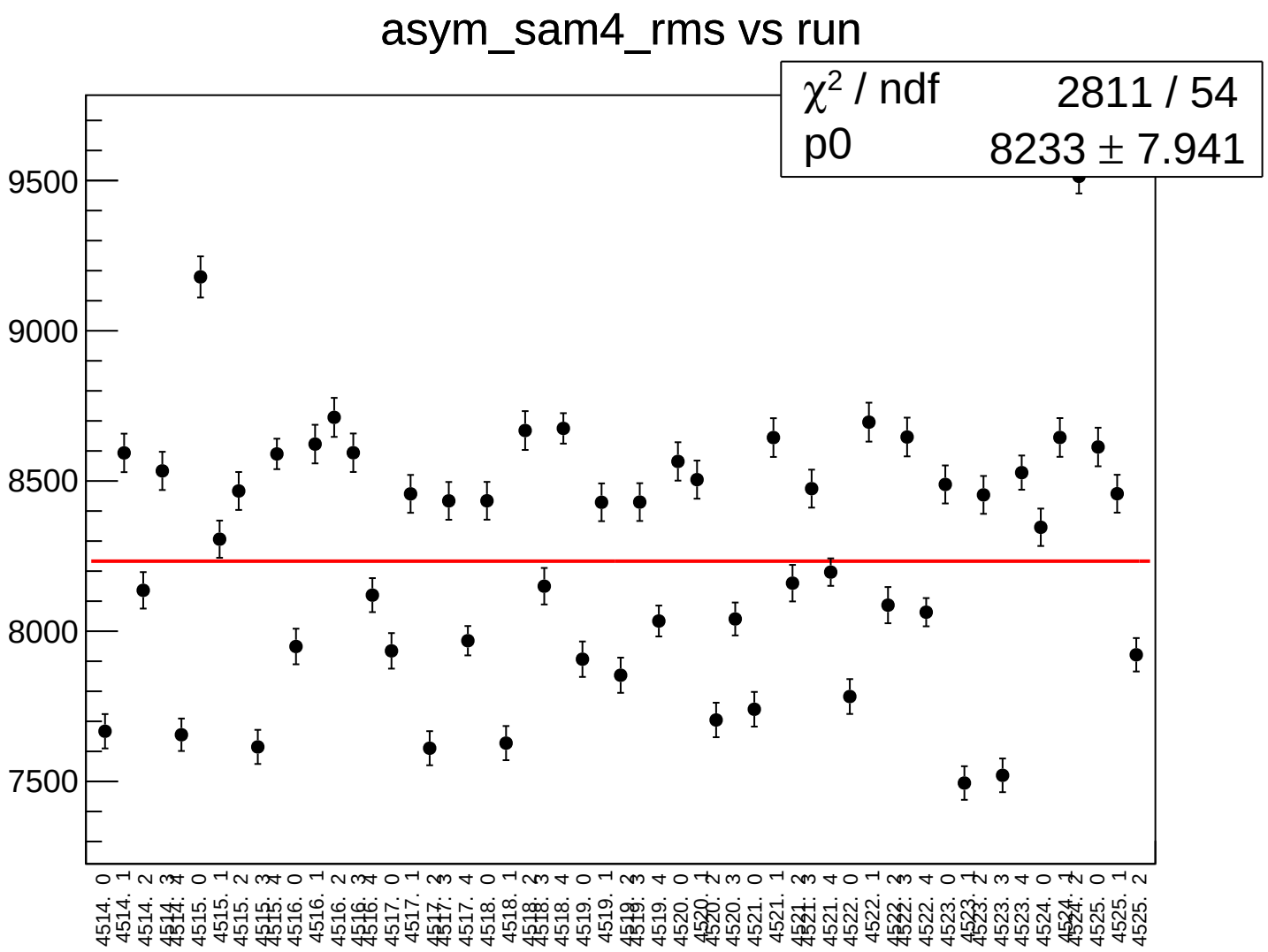
asym_sam4_rms vs run
χ² / ndf 2811 / 54
p0 8233 ± 7.941
9500
9000
8500
8000
7500
4514. 0
4514. 1
4514. 2
4514. 3
4514. 4
4515. 0
4515. 1
4515. 2
4515. 3
4515. 4
4516. 0
4516. 1
4516. 2
4516. 3
4516. 4
4517. 0
4517. 1
4517. 2
4517. 3
4517. 4
4518. 0
4518. 1
4518. 2
4518. 3
4518. 4
4519. 0
4519. 1
4519. 2
4519. 3
4519. 4
4520. 0
4520. 1
4520. 2
4520. 3
4521. 0
4521. 1
4521. 2
4521. 3
4521. 4
4522. 0
4522. 1
4522. 2
4522. 3
4522. 4
4523. 0
4523. 1
4523. 2
4523. 3
4523. 4
4524. 0
4524. 1
4524. 2
4525. 0
4525. 1
4525. 2

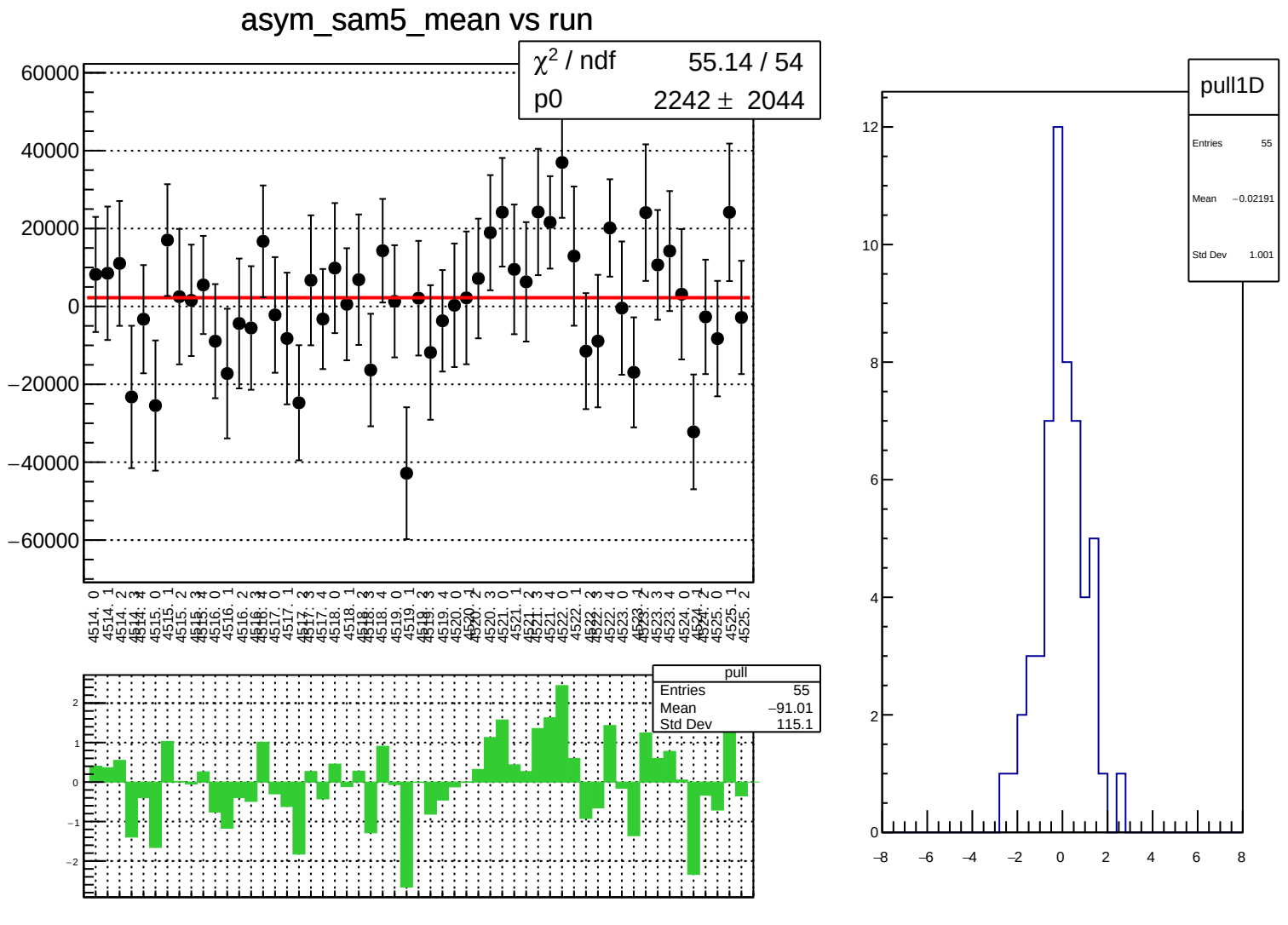
asym_sam5_mean vs run
χ² / ndf 55.14 / 54
p0 2242 ± 2044
pull
Entries 55
Mean −91.01
Std Dev 115.1
pull1D
Entries 55
Mean −0.02191
Std Dev 1.001

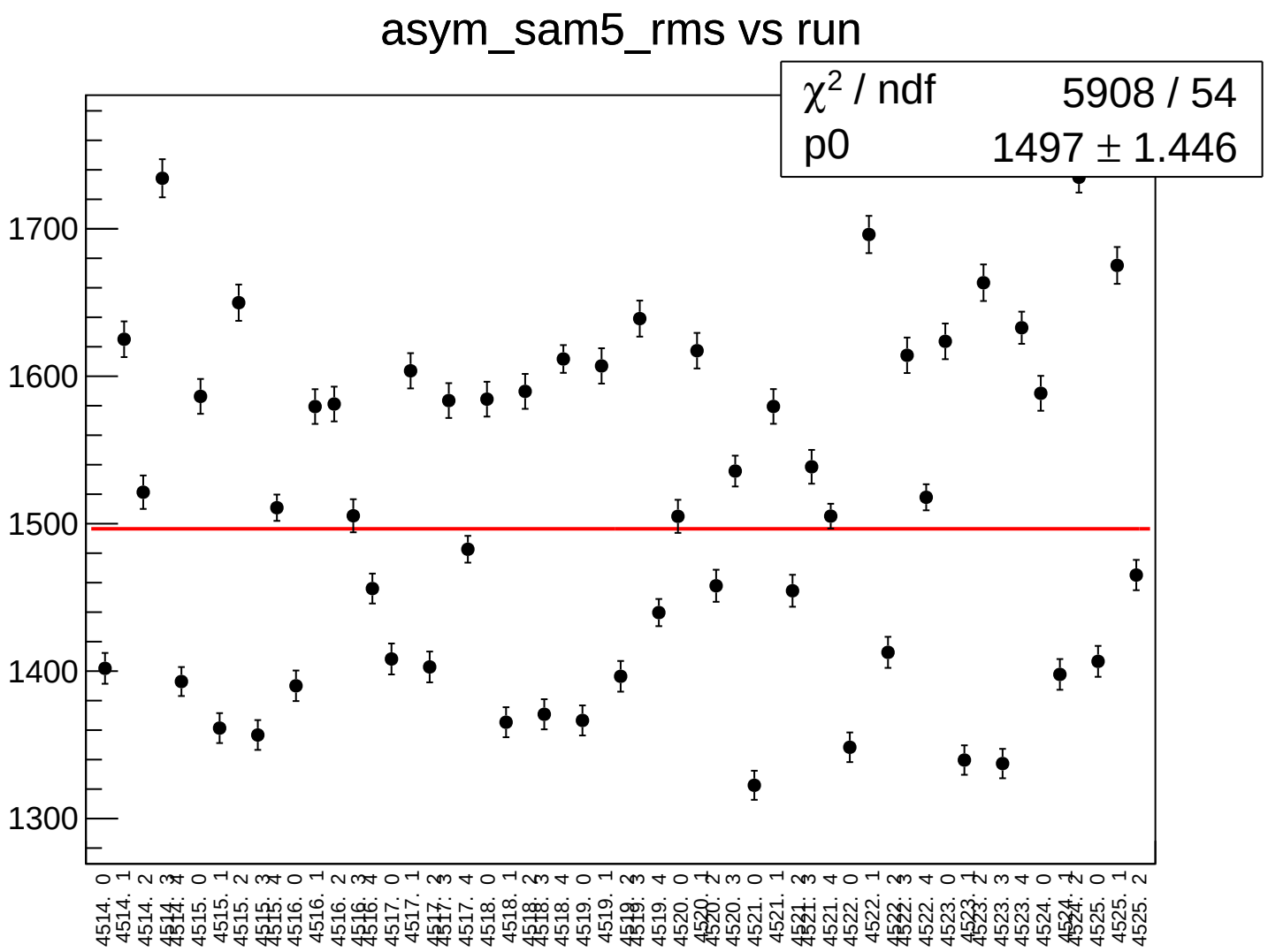
asym_sam5_rms vs run
χ² / ndf 5908 / 54
p0 1497 ± 1.446
1700
1600
1500
1400
1300
4514. 0
4514. 1
4514. 2
4514. 3
4514. 4
4515. 0
4515. 1
4515. 2
4515. 3
4515. 4
4516. 0
4516. 1
4516. 2
4516. 3
4516. 4
4517. 0
4517. 1
4517. 2
4517. 3
4517. 4
4518. 0
4518. 1
4518. 2
4518. 3
4518. 4
4519. 0
4519. 1
4519. 2
4519. 3
4519. 4
4520. 0
4520. 1
4520. 2
4520. 3
4521. 0
4521. 1
4521. 2
4521. 3
4521. 4
4522. 0
4522. 1
4522. 2
4522. 3
4522. 4
4523. 0
4523. 1
4523. 2
4523. 3
4523. 4
4524. 0
4524. 1
4524. 2
4525. 0
4525. 1
4525. 2

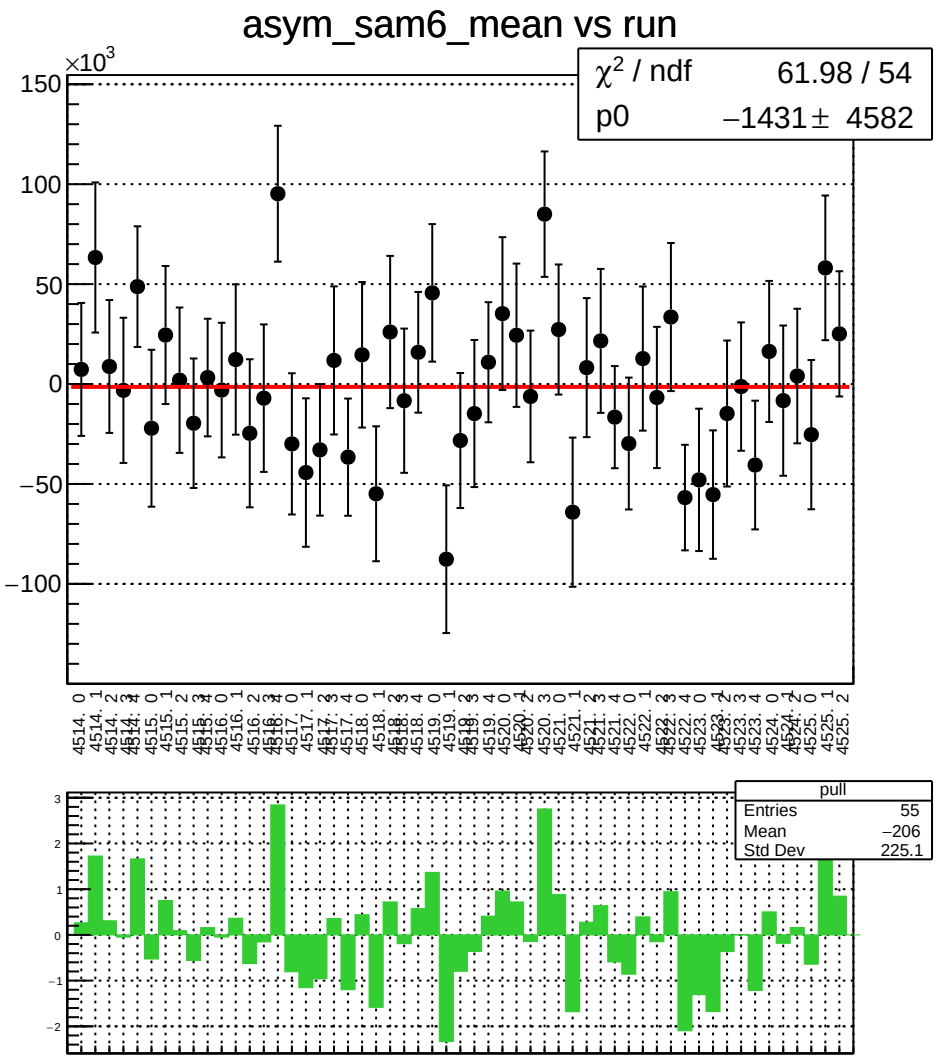
asym_sam6_mean vs run
×10^3
χ² / ndf 61.98 / 54
p0 −1431 ± 4582
pull
Entries 55
Mean −206
Std Dev 225.1

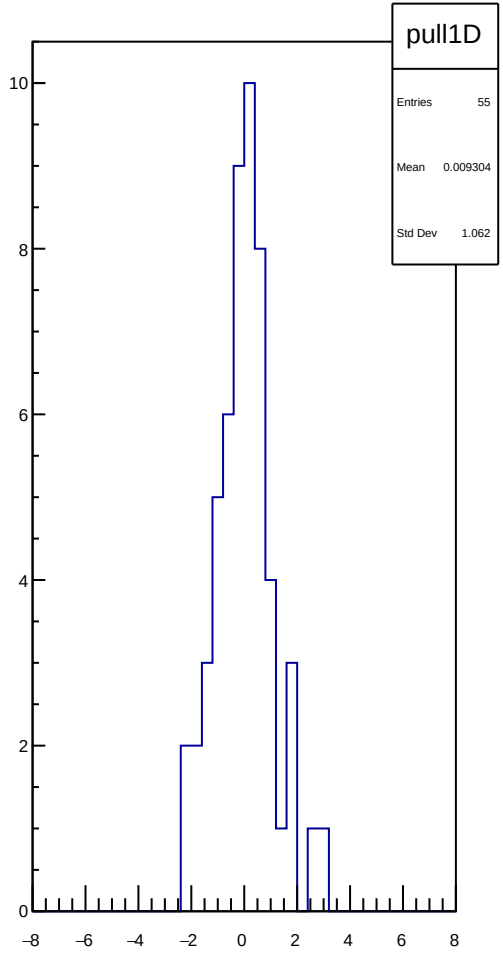
pull1D
Entries 55
Mean 0.009304
Std Dev 1.062

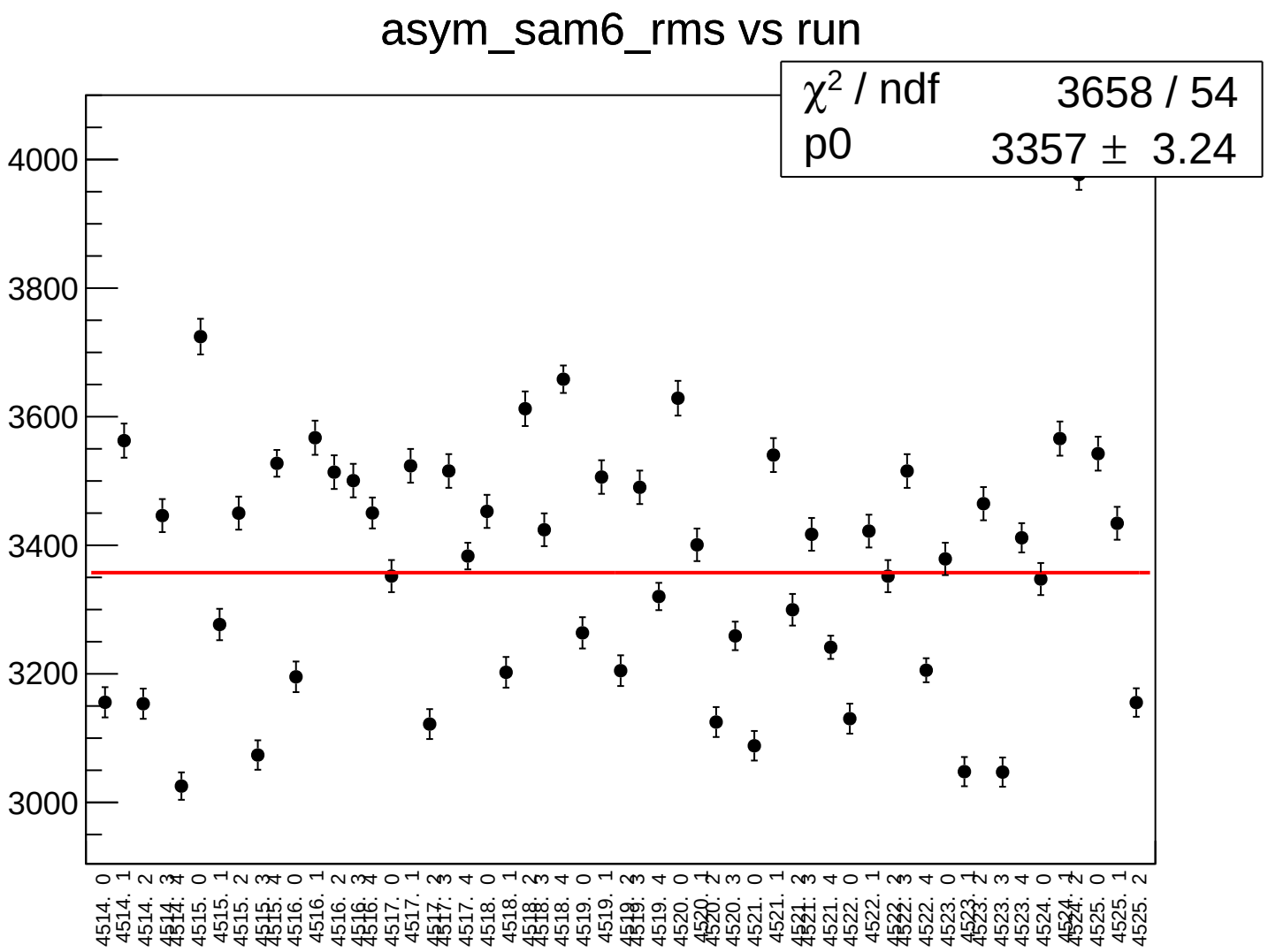
asym_sam6_rms vs run
χ² / ndf 3658 / 54
p0 3357 ± 3.24
4000
3800
3600
3400
3200
3000
4514. 0
4514. 1
4514. 2
4514. 3
4514. 4
4515. 0
4515. 1
4515. 2
4515. 3
4515. 4
4516. 0
4516. 1
4516. 2
4516. 3
4516. 4
4517. 0
4517. 1
4517. 2
4517. 3
4517. 4
4518. 0
4518. 1
4518. 2
4518. 3
4518. 4
4519. 0
4519. 1
4519. 2
4519. 3
4519. 4
4520. 0
4520. 1
4520. 2
4520. 3
4521. 0
4521. 1
4521. 2
4521. 3
4521. 4
4522. 0
4522. 1
4522. 2
4522. 3
4522. 4
4523. 0
4523. 1
4523. 2
4523. 3
4523. 4
4524. 0
4524. 1
4524. 2
4525. 0
4525. 1
4525. 2

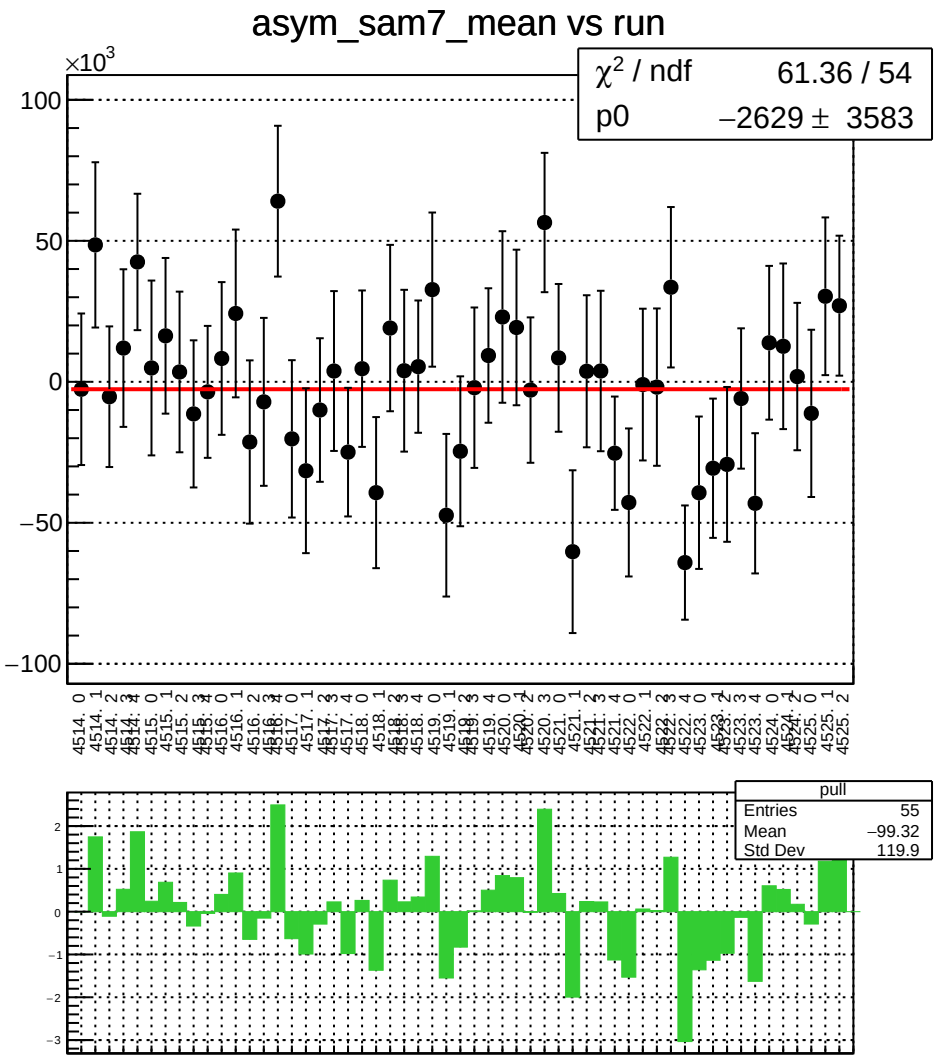
asym_sam7_mean vs run
×10^3
χ² / ndf 61.36 / 54
p0 −2629 ± 3583
pull
Entries 55
Mean −99.32
Std Dev 119.9

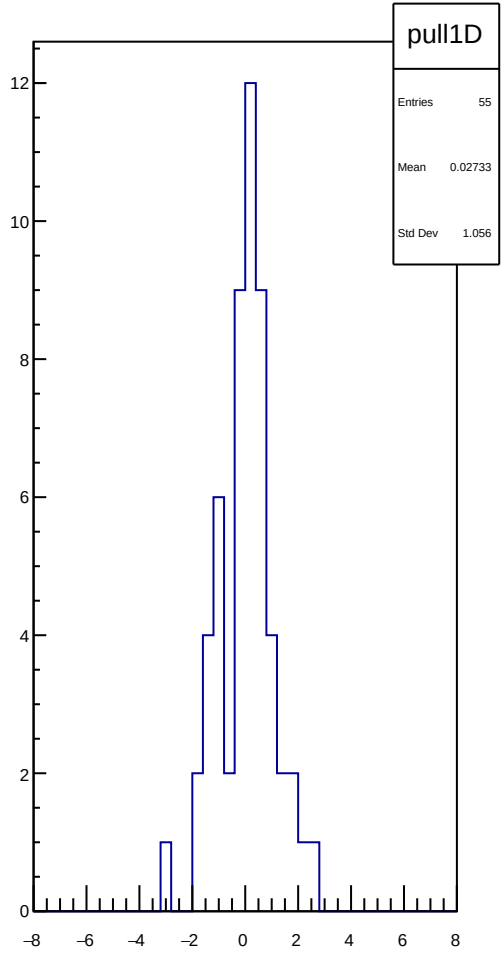
pull1D
Entries 55
Mean 0.02733
Std Dev 1.056

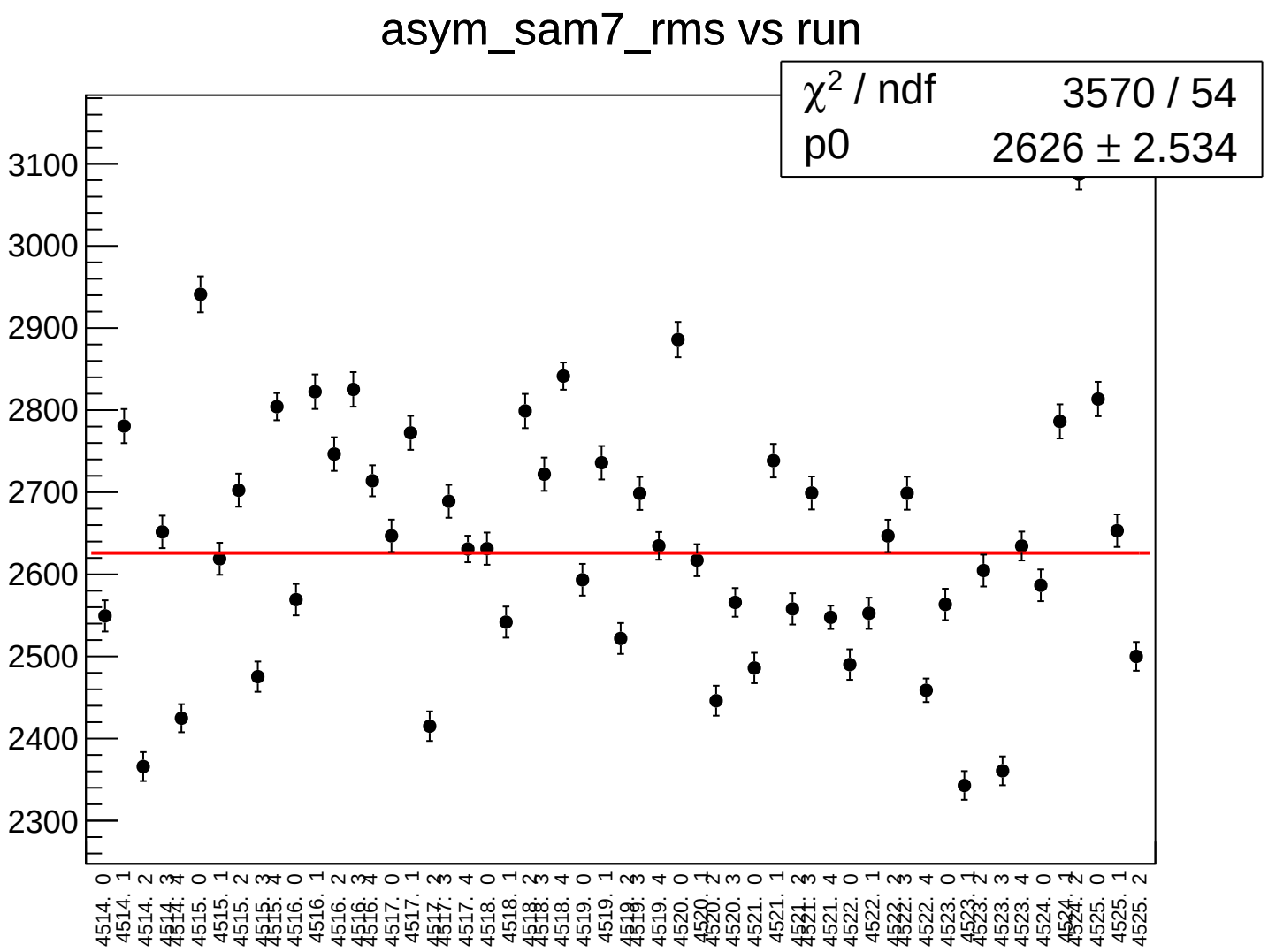
asym_sam7_rms vs run
χ² / ndf 3570 / 54
p0 2626 ± 2.534
3100
3000
2900
2800
2700
2600
2500
2400
2300
4514. 0
4514. 1
4514. 2
4514. 3
4514. 4
4515. 0
4515. 1
4515. 2
4515. 3
4515. 4
4516. 0
4516. 1
4516. 2
4516. 3
4516. 4
4517. 0
4517. 1
4517. 2
4517. 3
4517. 4
4518. 0
4518. 1
4518. 2
4518. 3
4518. 4
4519. 0
4519. 1
4519. 2
4519. 3
4519. 4
4520. 0
4520. 1
4520. 2
4520. 3
4521. 0
4521. 1
4521. 2
4521. 3
4521. 4
4522. 0
4522. 1
4522. 2
4522. 3
4522. 4
4523. 0
4523. 1
4523. 2
4523. 3
4523. 4
4524. 0
4524. 1
4524. 2
4525. 0
4525. 1
4525. 2

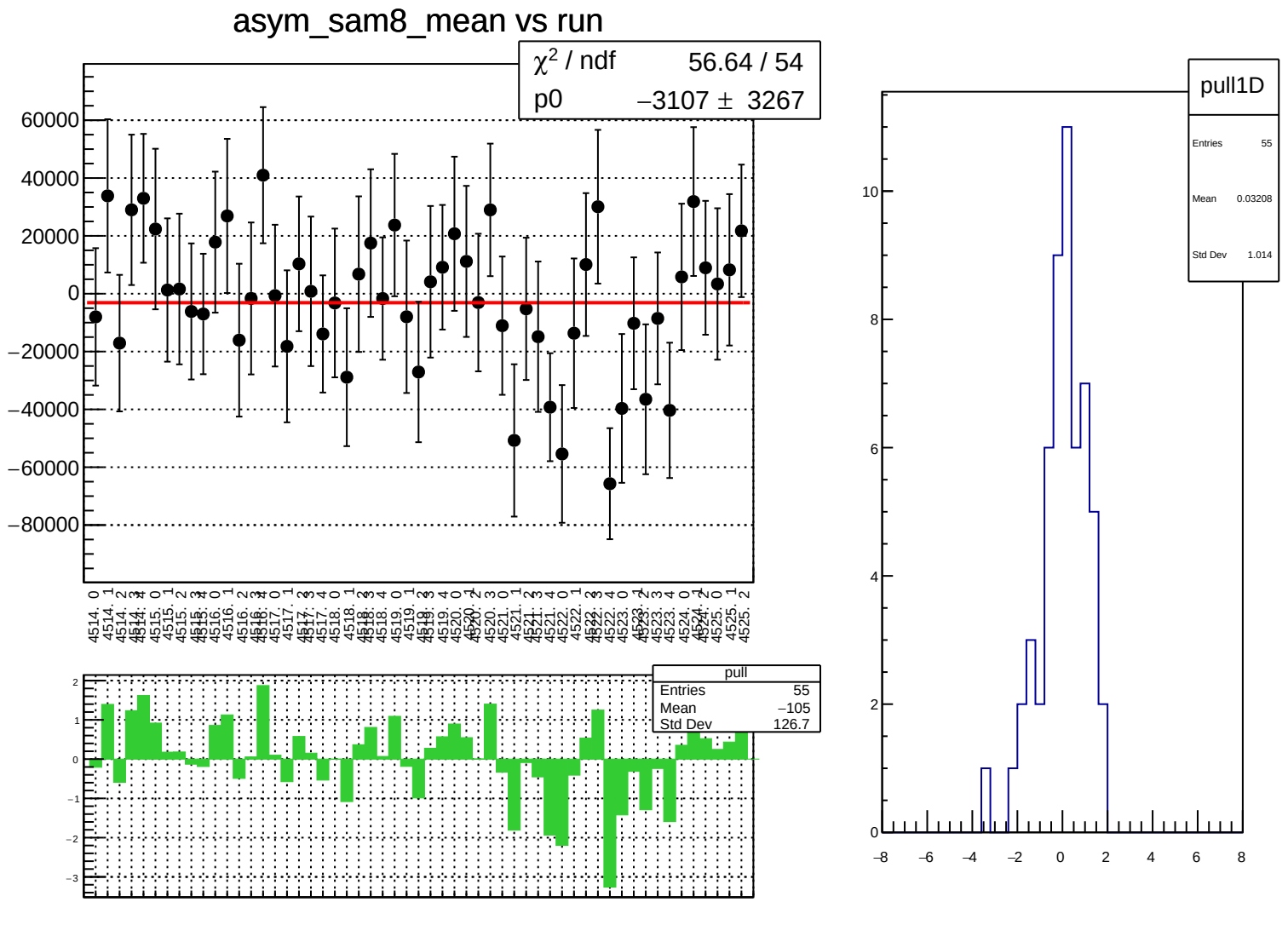
asym_sam8_mean vs run
χ² / ndf 56.64 / 54
p0 −3107 ± 3267
pull
Entries 55
Mean −105
Std Dev 126.7
pull1D
Entries 55
Mean 0.03208
Std Dev 1.014

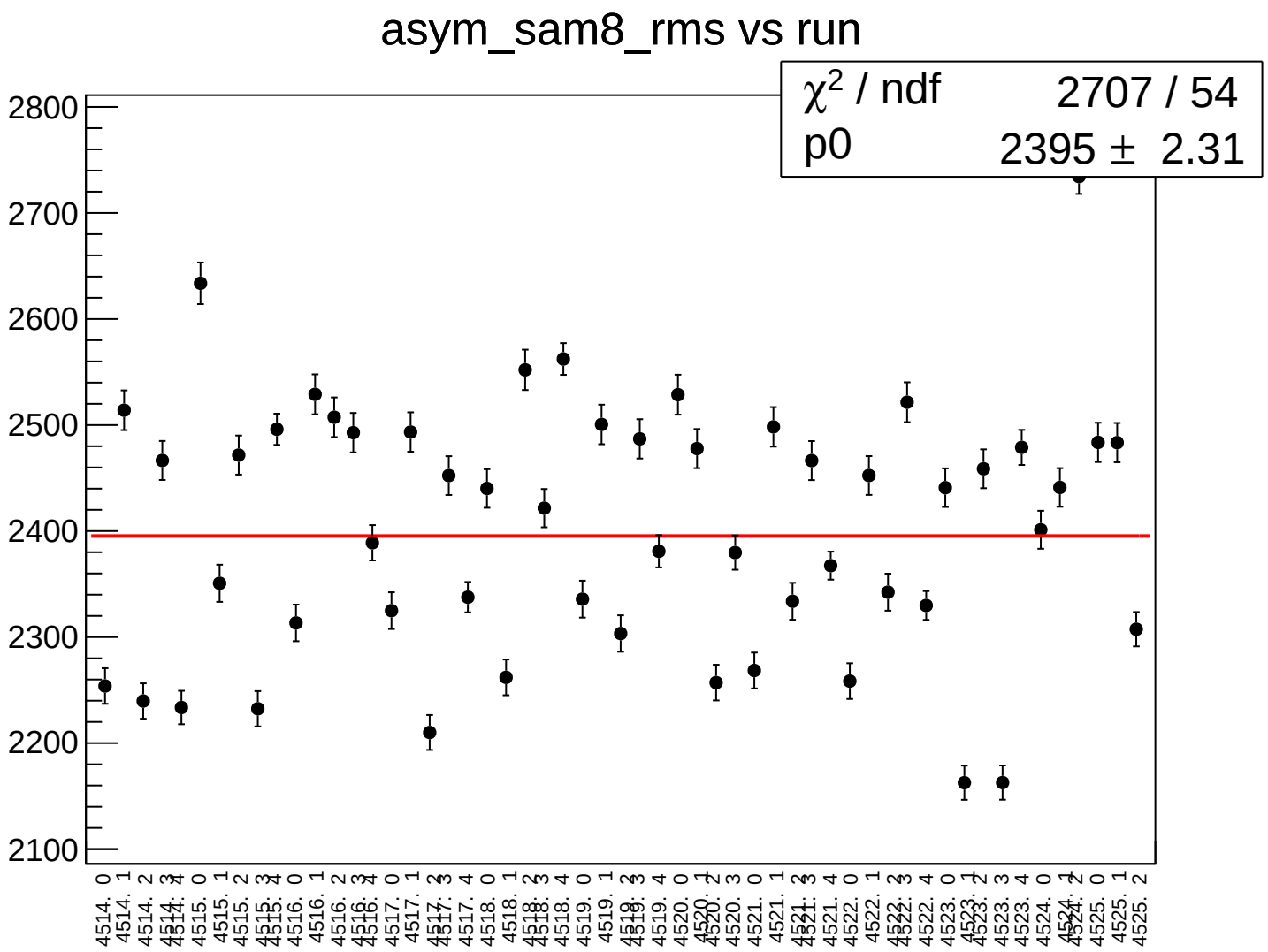
asym_sam8_rms vs run
χ² / ndf 2707 / 54
p0 2395 ± 2.31
2800
2700
2600
2500
2400
2300
2200
2100
4514. 0
4514. 1
4514. 2
4514. 3
4514. 4
4515. 0
4515. 1
4515. 2
4515. 3
4515. 4
4516. 0
4516. 1
4516. 2
4516. 3
4516. 4
4517. 0
4517. 1
4517. 2
4517. 3
4517. 4
4518. 0
4518. 1
4518. 2
4518. 3
4518. 4
4519. 0
4519. 1
4519. 2
4519. 3
4519. 4
4520. 0
4520. 1
4520. 2
4520. 3
4521. 0
4521. 1
4521. 2
4521. 3
4521. 4
4522. 0
4522. 1
4522. 2
4522. 3
4522. 4
4523. 0
4523. 1
4523. 2
4523. 3
4523. 4
4524. 0
4524. 1
4524. 2
4525. 0
4525. 1
4525. 2

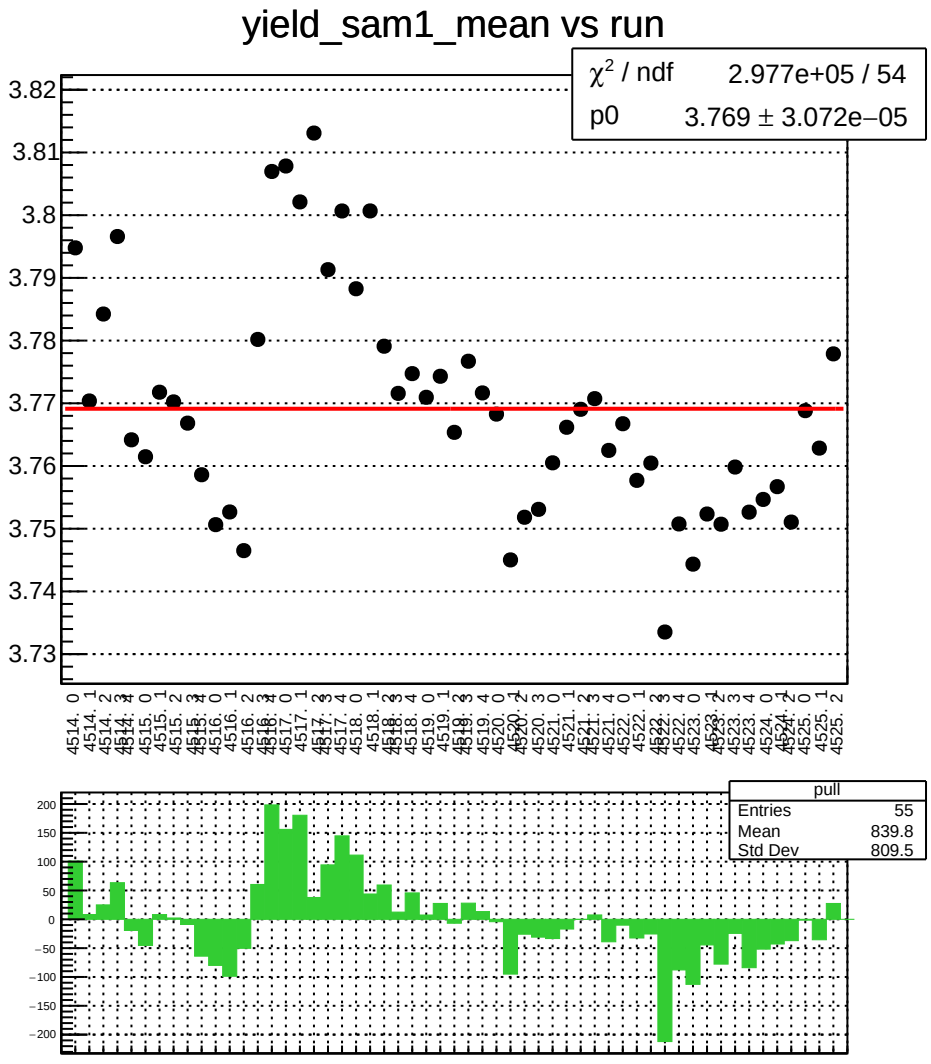
yield_sam1_mean vs run
χ^2 / ndf 2.977e+05 / 54
p0 3.769 ± 3.072e−05
pull
Entries 55
Mean 839.8
Std Dev 809.5

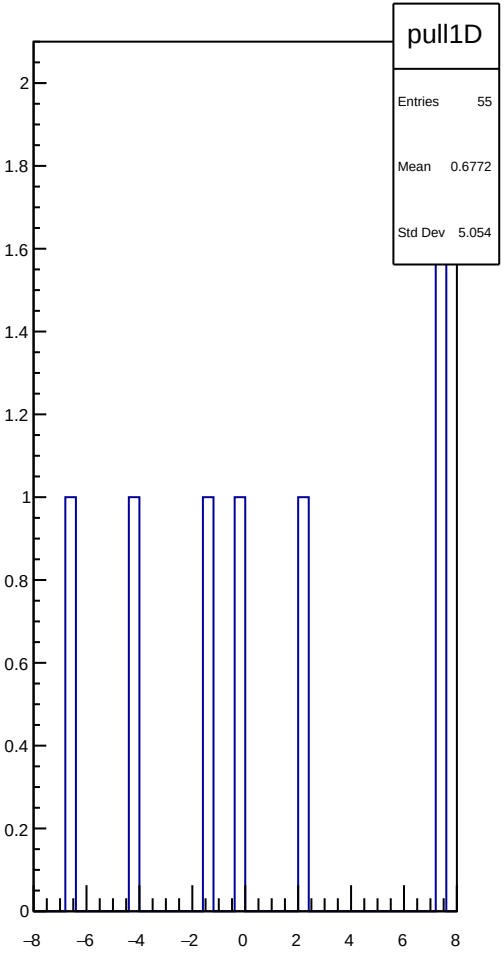
pull1D
Entries 55
Mean 0.6772
Std Dev 5.054

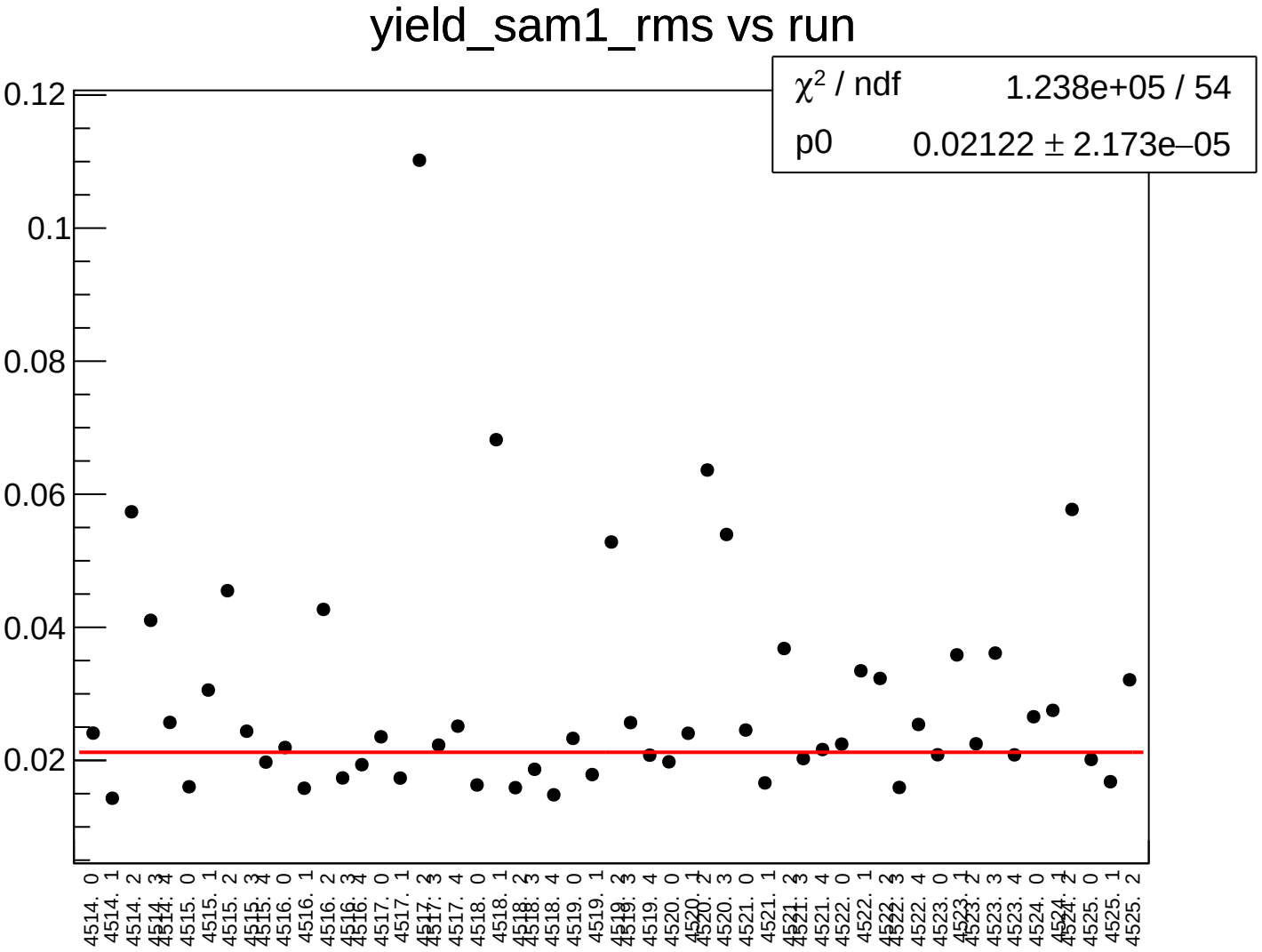
yield_sam1_rms vs run
χ² / ndf 1.238e+05 / 54
p0 0.02122 ± 2.173e–05
0.12
0.1
0.08
0.06
0.04
0.02
4514. 0
4514. 1
4514. 2
4514. 3
4514. 4
4515. 0
4515. 1
4515. 2
4515. 3
4515. 4
4516. 0
4516. 1
4516. 2
4516. 3
4516. 4
4517. 0
4517. 1
4517. 2
4517. 3
4517. 4
4518. 0
4518. 1
4518. 2
4518. 3
4518. 4
4519. 0
4519. 1
4519. 2
4519. 3
4519. 4
4520. 0
4520. 1
4520. 2
4520. 3
4521. 0
4521. 1
4521. 2
4521. 3
4521. 4
4522. 0
4522. 1
4522. 2
4522. 3
4522. 4
4523. 0
4523. 1
4523. 2
4523. 3
4523. 4
4524. 0
4524. 1
4524. 2
4525. 0
4525. 1
4525. 2

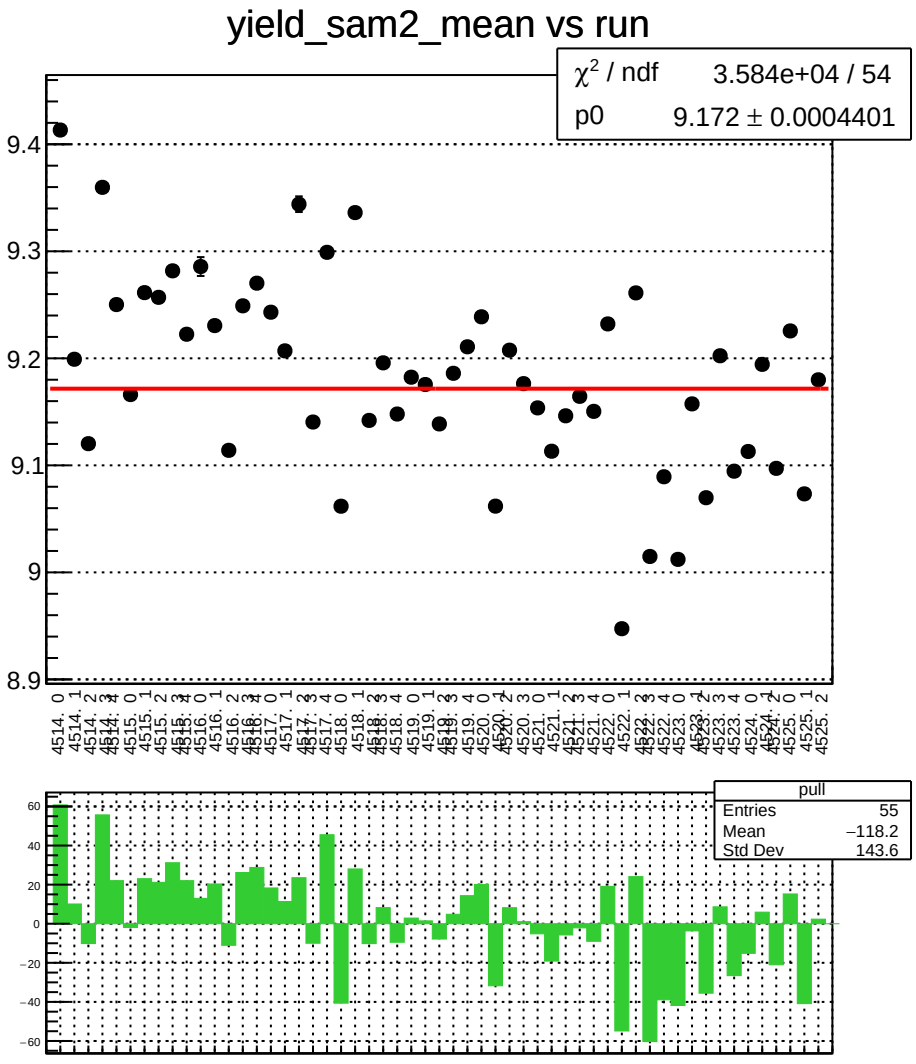
yield_sam2_mean vs run
χ^2 / ndf 3.584e+04 / 54
p0 9.172 ± 0.0004401
9.4
9.3
9.2
9.1
9
8.9
pull
Entries 55
Mean −118.2
Std Dev 143.6
60
40
20
0
−20
−40
−60

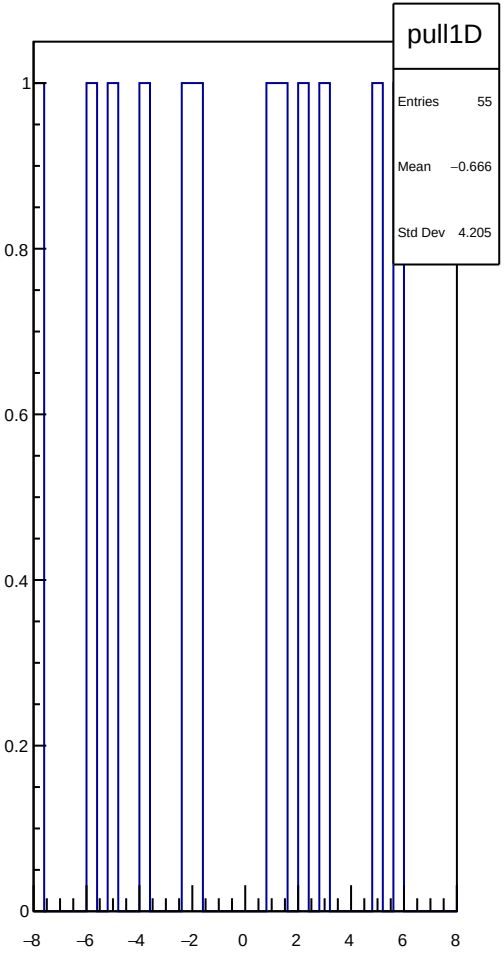
pull1D
Entries 55
Mean −0.666
Std Dev 4.205
1
0.8
0.6
0.4
0.2
0
−8
−6
−4
−2
0
2
4
6
8

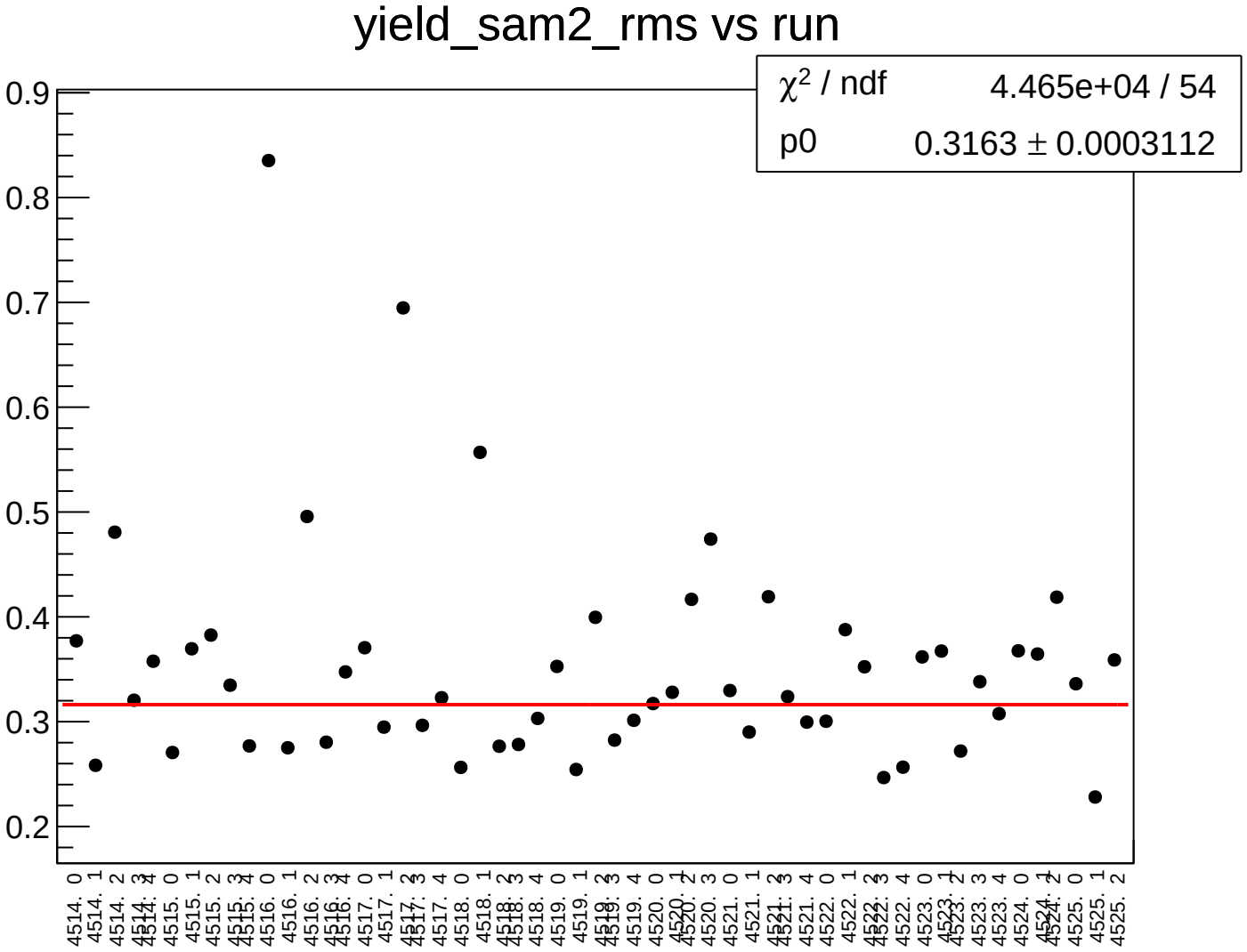
yield_sam2_rms vs run
χ2 / ndf 4.465e+04 / 54
p0 0.3163 ± 0.0003112
0.9
0.8
0.7
0.6
0.5
0.4
0.3
0.2
4514. 0
4514. 1
4514. 2
4514. 3
4514. 4
4515. 0
4515. 1
4515. 2
4515. 3
4515. 4
4516. 0
4516. 1
4516. 2
4516. 3
4516. 4
4517. 0
4517. 1
4517. 2
4517. 3
4517. 4
4518. 0
4518. 1
4518. 2
4518. 3
4518. 4
4519. 0
4519. 1
4519. 2
4519. 3
4519. 4
4520. 0
4520. 1
4520. 2
4520. 3
4521. 0
4521. 1
4521. 2
4521. 3
4521. 4
4522. 0
4522. 1
4522. 2
4522. 3
4522. 4
4523. 0
4523. 1
4523. 2
4523. 3
4523. 4
4524. 0
4524. 1
4524. 2
4525. 0
4525. 1
4525. 2

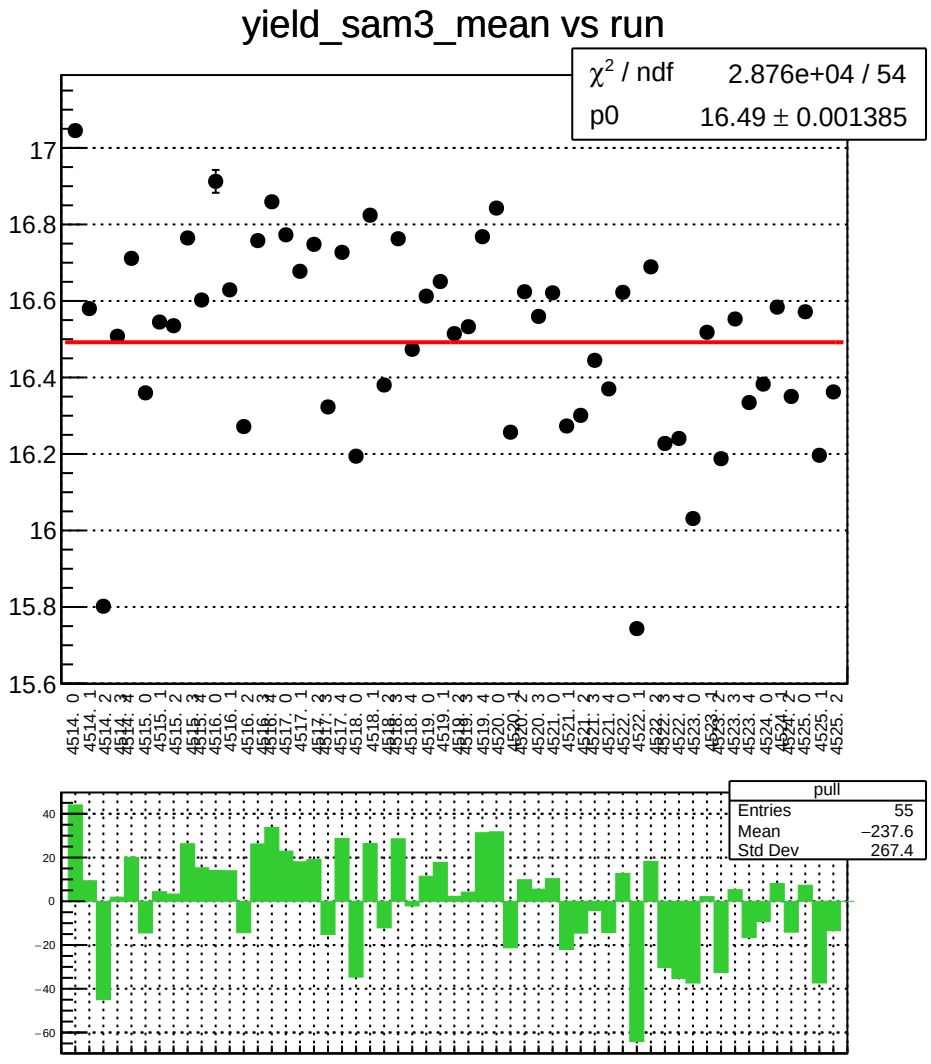
yield_sam3_mean vs run
χ² / ndf 2.876e+04 / 54
p0 16.49 ± 0.001385
pull
Entries 55
Mean −237.6
Std Dev 267.4

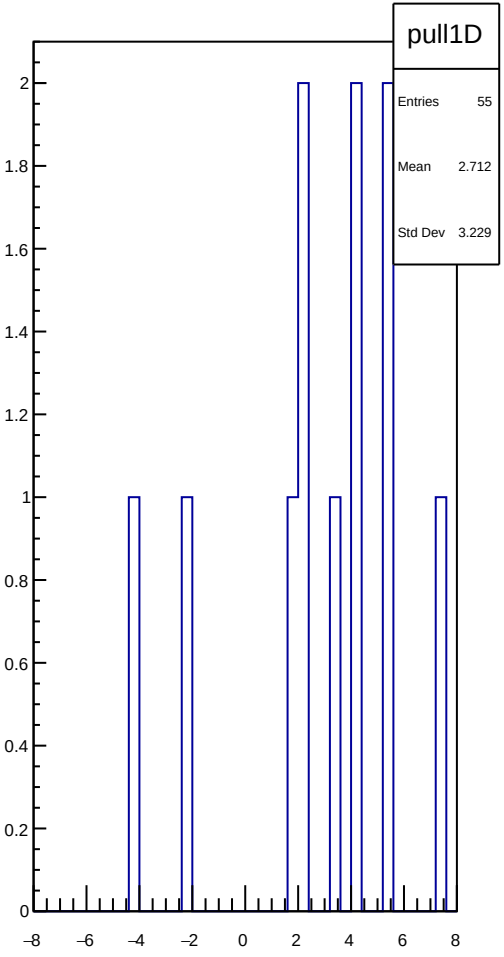
pull1D
Entries 55
Mean 2.712
Std Dev 3.229

yield_sam3_rms vs run

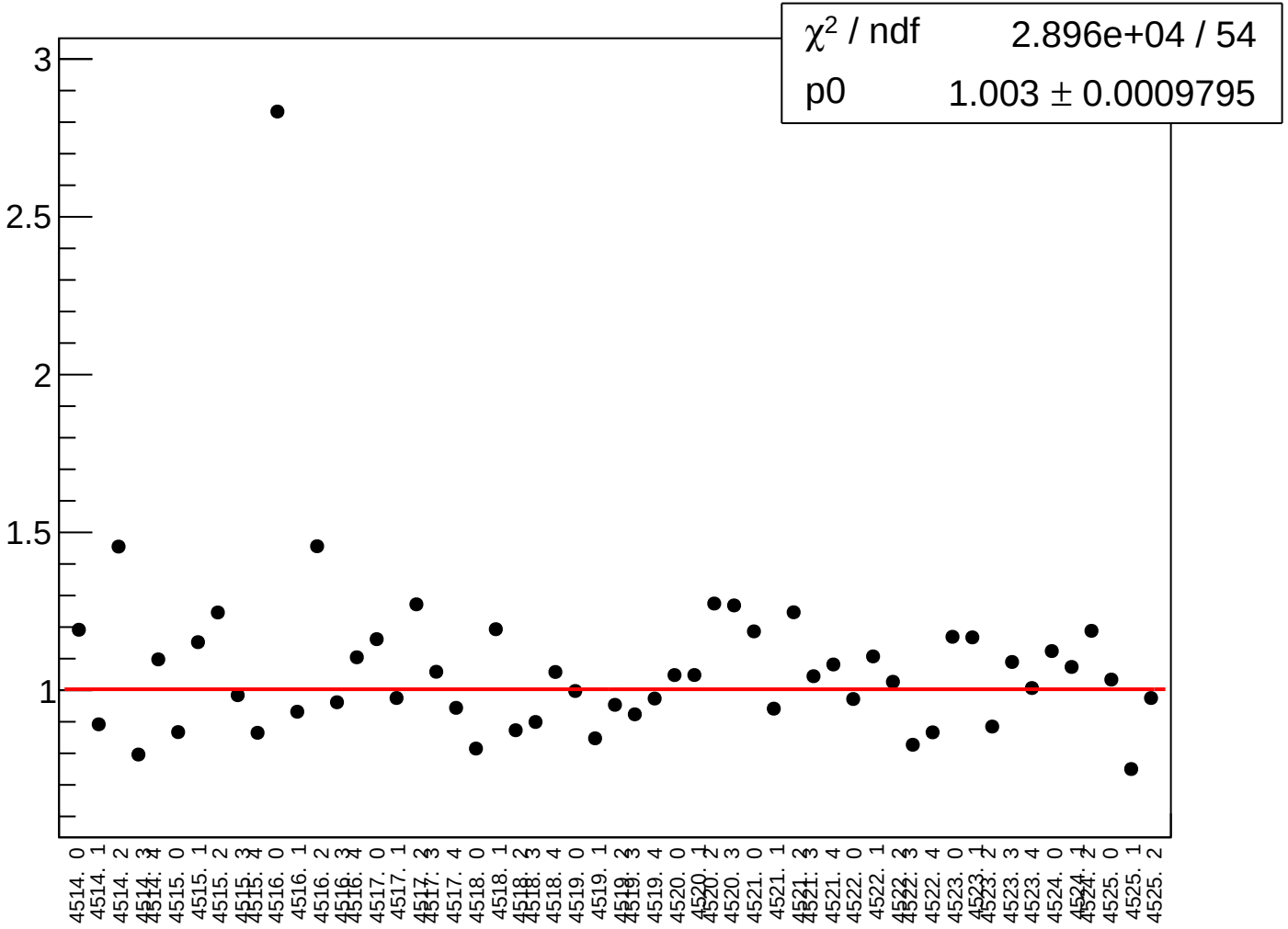

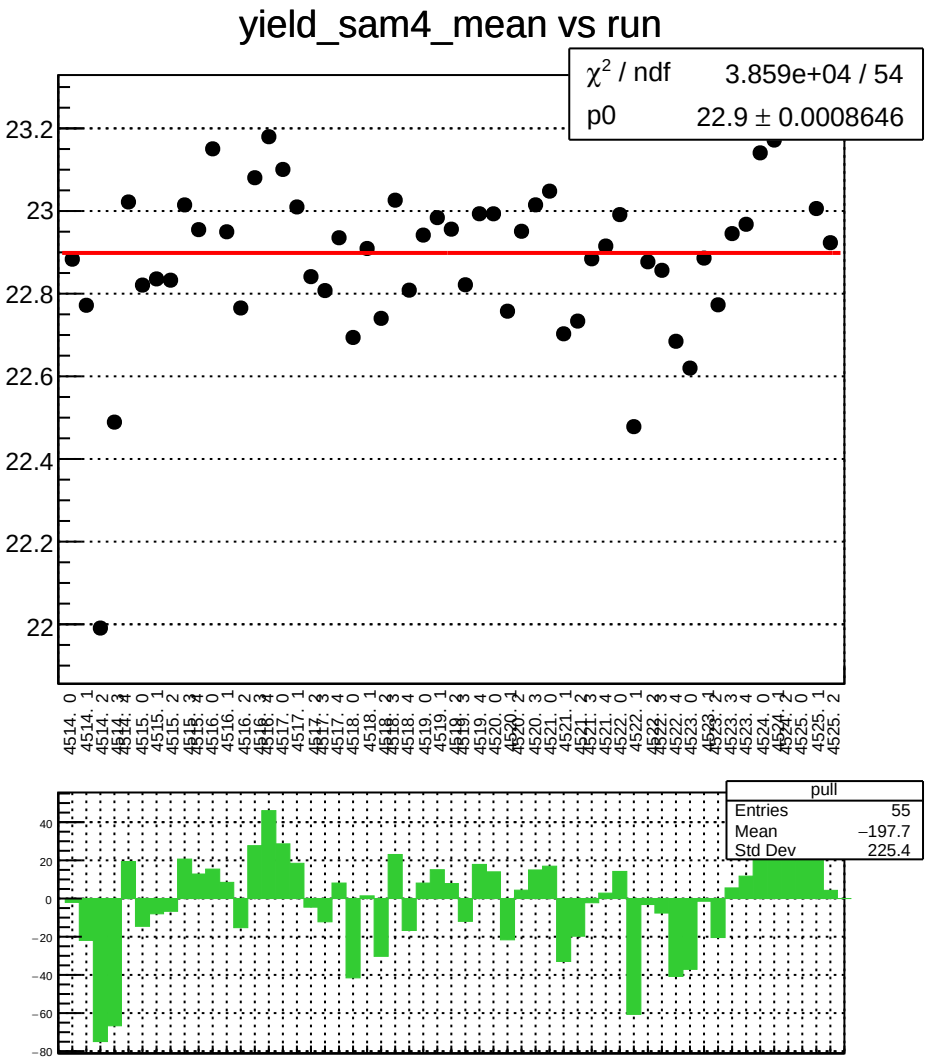
yield_sam4_mean vs run
χ^2 / ndf 3.859e+04 / 54
p0 22.9 ± 0.0008646
pull
Entries 55
Mean −197.7
Std Dev 225.4

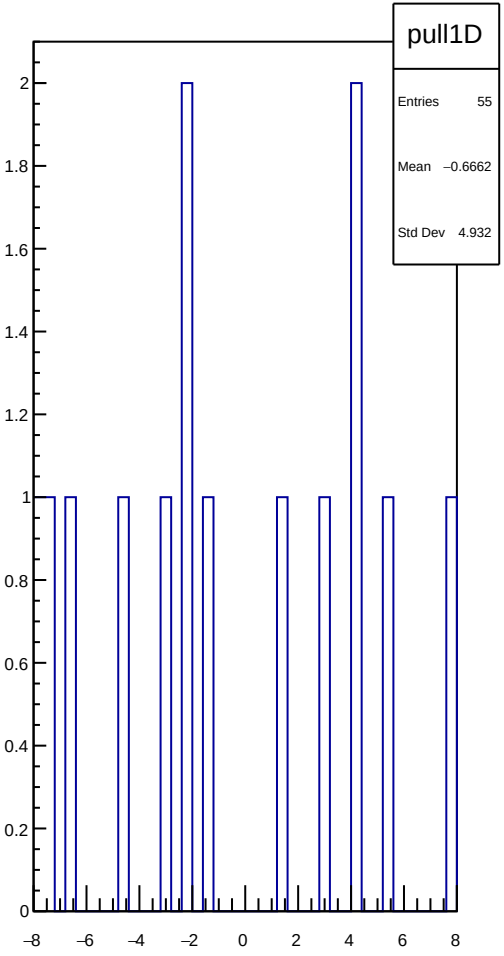
pull1D
Entries 55
Mean −0.6662
Std Dev 4.932

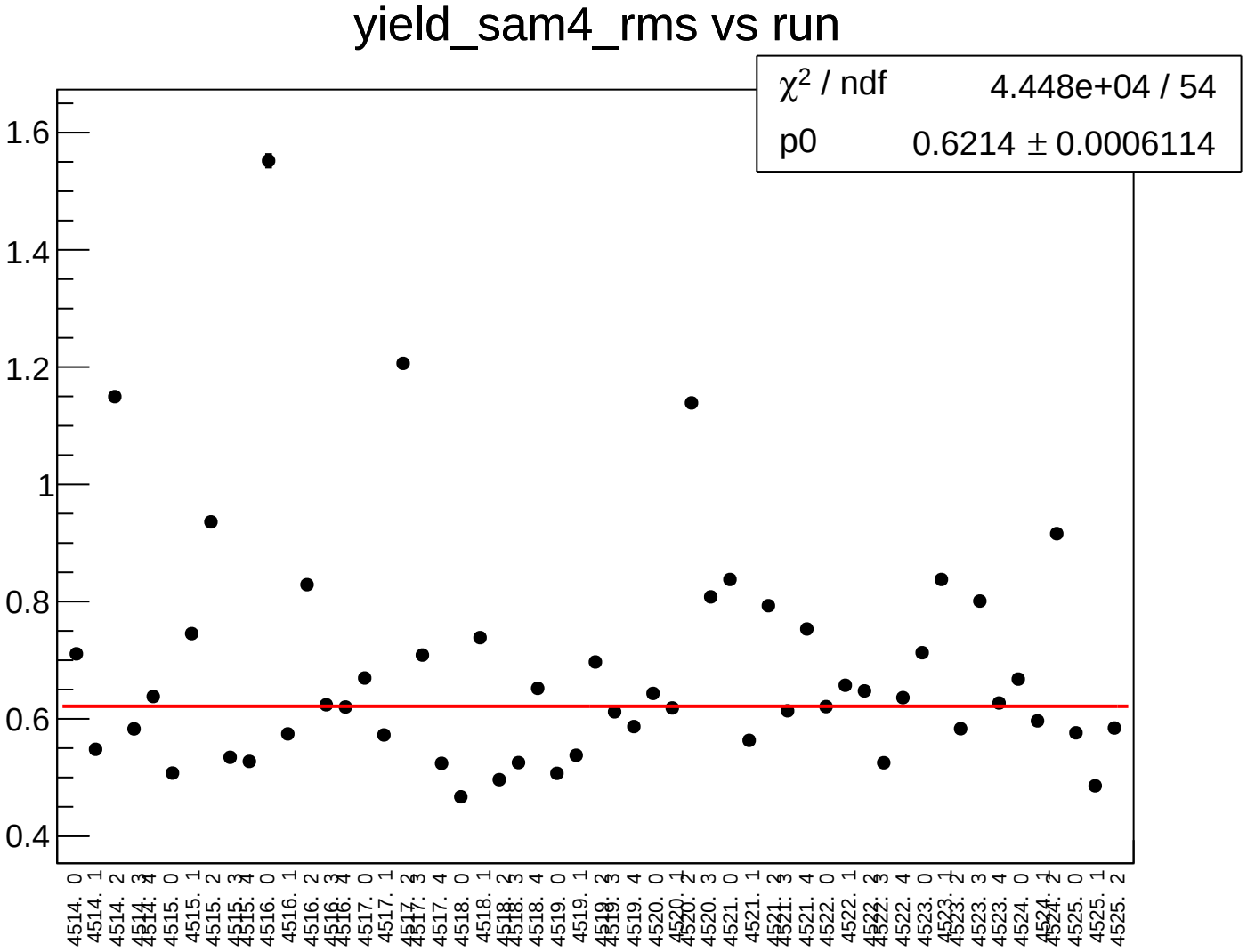
yield_sam4_rms vs run
χ2 / ndf 4.448e+04 / 54
p0 0.6214 ± 0.0006114
1.6
1.4
1.2
1
0.8
0.6
0.4
4514. 0
4514. 1
4514. 2
4514. 3
4514. 4
4515. 0
4515. 1
4515. 2
4515. 3
4515. 4
4516. 0
4516. 1
4516. 2
4516. 3
4516. 4
4517. 0
4517. 1
4517. 2
4517. 3
4517. 4
4518. 0
4518. 1
4518. 2
4518. 3
4518. 4
4519. 0
4519. 1
4519. 2
4519. 3
4519. 4
4520. 0
4520. 1
4520. 2
4520. 3
4521. 0
4521. 1
4521. 2
4521. 3
4521. 4
4522. 0
4522. 1
4522. 2
4522. 3
4522. 4
4523. 0
4523. 1
4523. 2
4523. 3
4523. 4
4524. 0
4524. 1
4524. 2
4525. 0
4525. 1
4525. 2

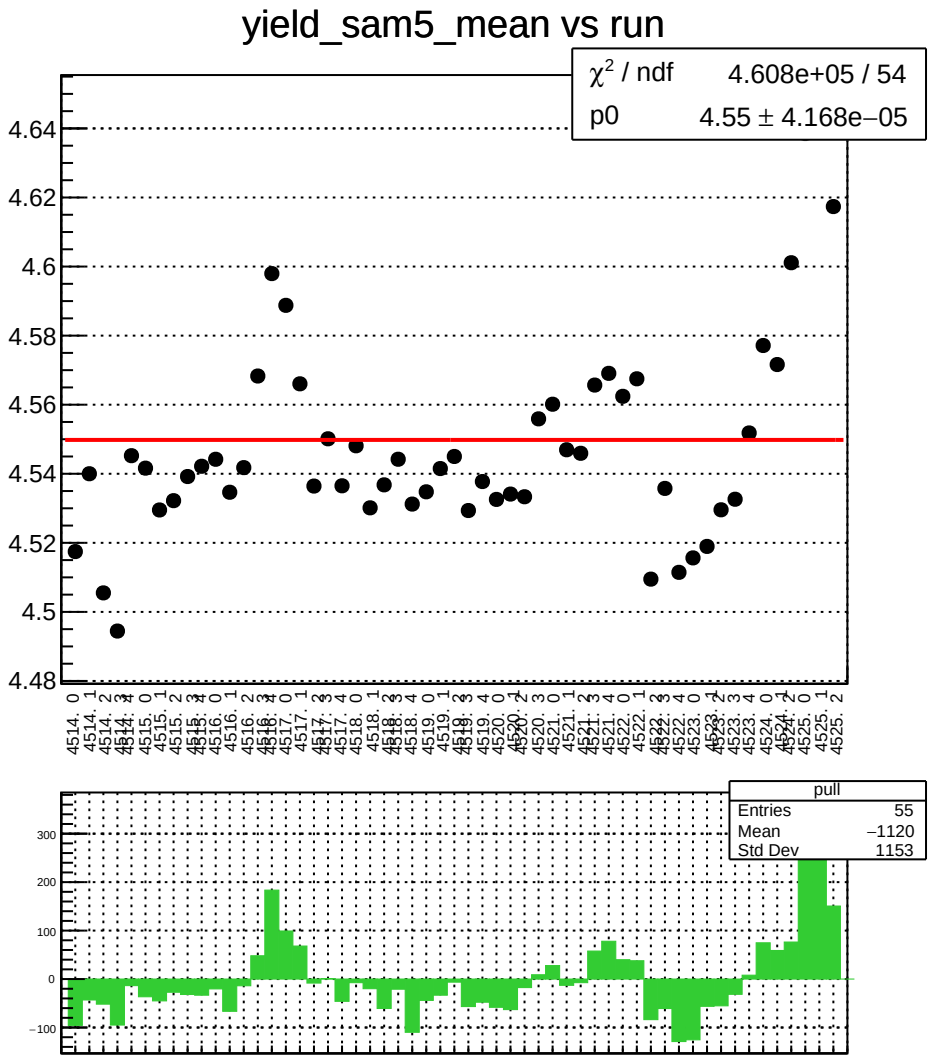
yield_sam5_mean vs run
χ^2 / ndf 4.608e+05 / 54
p0 4.55 ± 4.168e−05
pull
Entries 55
Mean −1120
Std Dev 1153

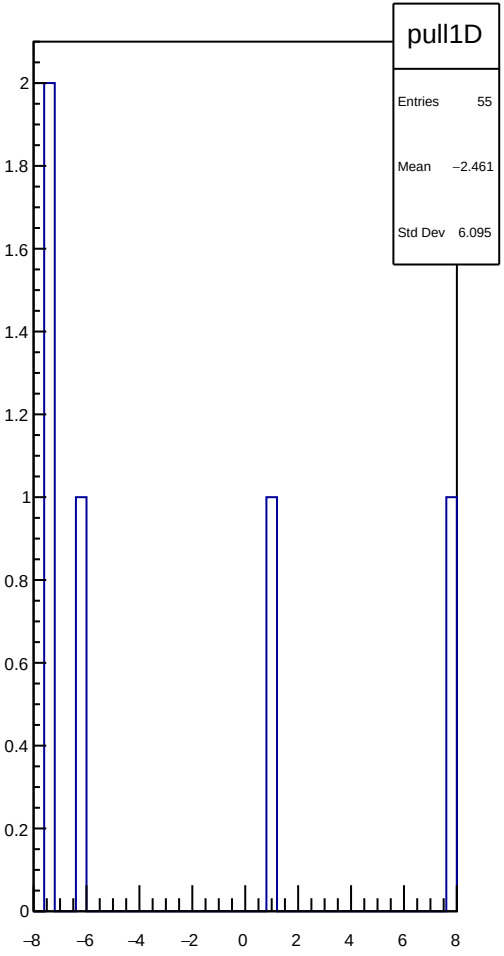
pull1D
Entries 55
Mean −2.461
Std Dev 6.095

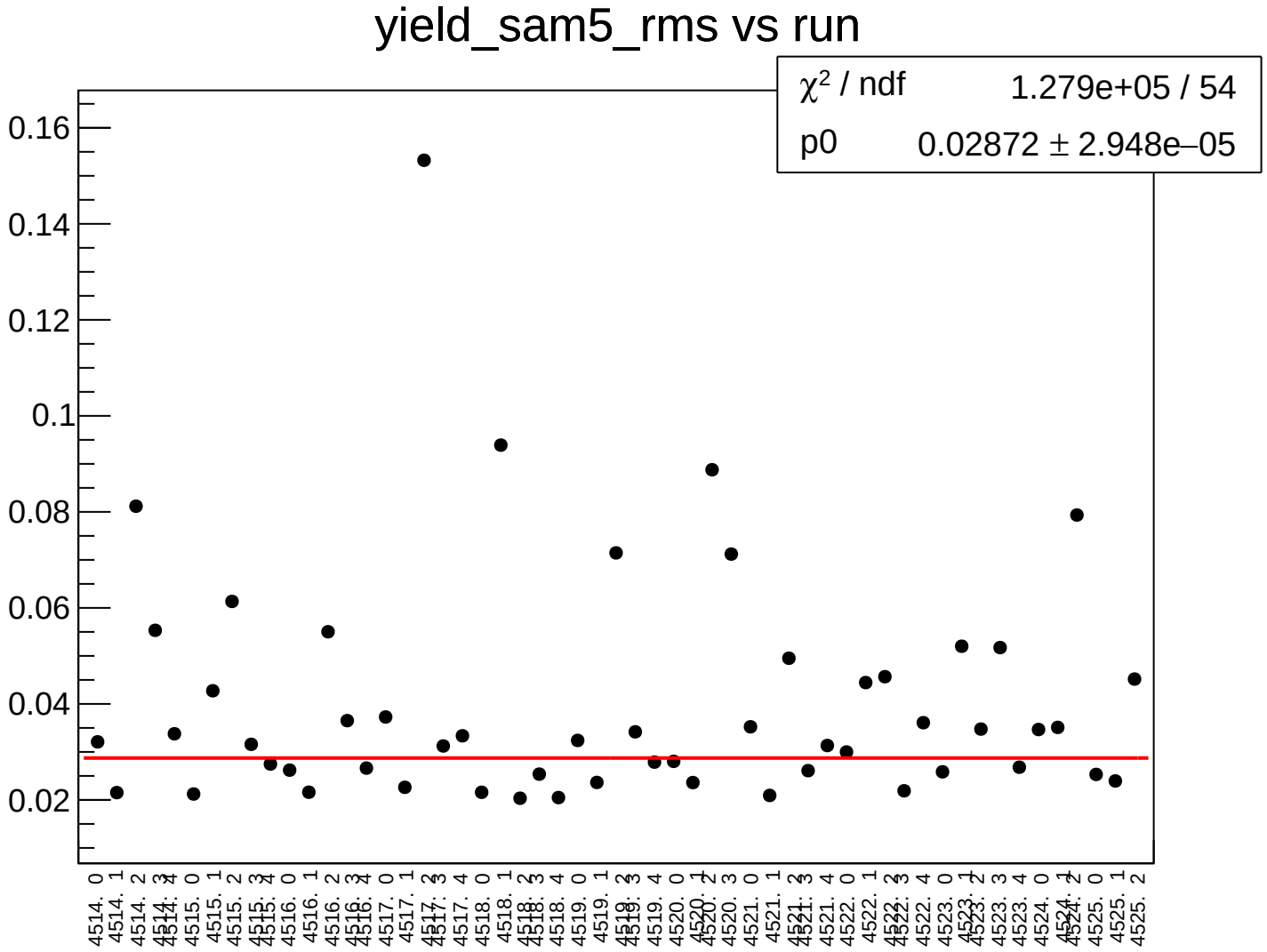
yield_sam5_rms vs run
χ² / ndf 1.279e+05 / 54
p0 0.02872 ± 2.948e–05
0.16
0.14
0.12
0.1
0.08
0.06
0.04
0.02
4514. 0
4514. 1
4514. 2
4514. 3
4514. 4
4515. 0
4515. 1
4515. 2
4515. 3
4515. 4
4516. 0
4516. 1
4516. 2
4516. 3
4516. 4
4517. 0
4517. 1
4517. 2
4517. 3
4517. 4
4518. 0
4518. 1
4518. 2
4518. 3
4518. 4
4519. 0
4519. 1
4519. 2
4519. 3
4519. 4
4520. 0
4520. 1
4520. 2
4520. 3
4521. 0
4521. 1
4521. 2
4521. 3
4521. 4
4522. 0
4522. 1
4522. 2
4522. 3
4522. 4
4523. 0
4523. 1
4523. 2
4523. 3
4523. 4
4524. 0
4524. 1
4524. 2
4525. 0
4525. 1
4525. 2

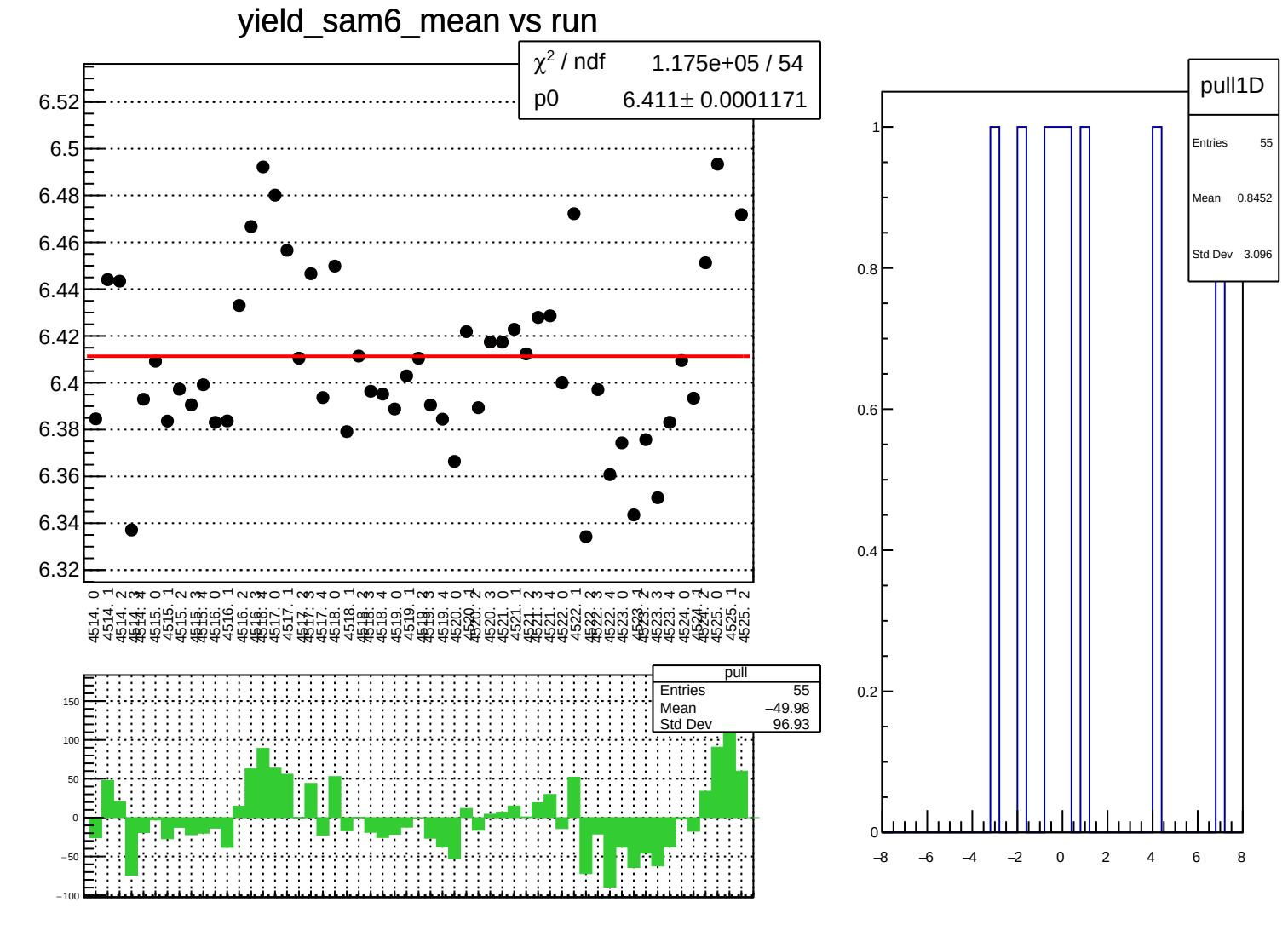
yield_sam6_mean vs run
χ² / ndf 1.175e+05 / 54
p0 6.411± 0.0001171
pull
Entries 55
Mean −49.98
Std Dev 96.93
pull1D
Entries 55
Mean 0.8452
Std Dev 3.096

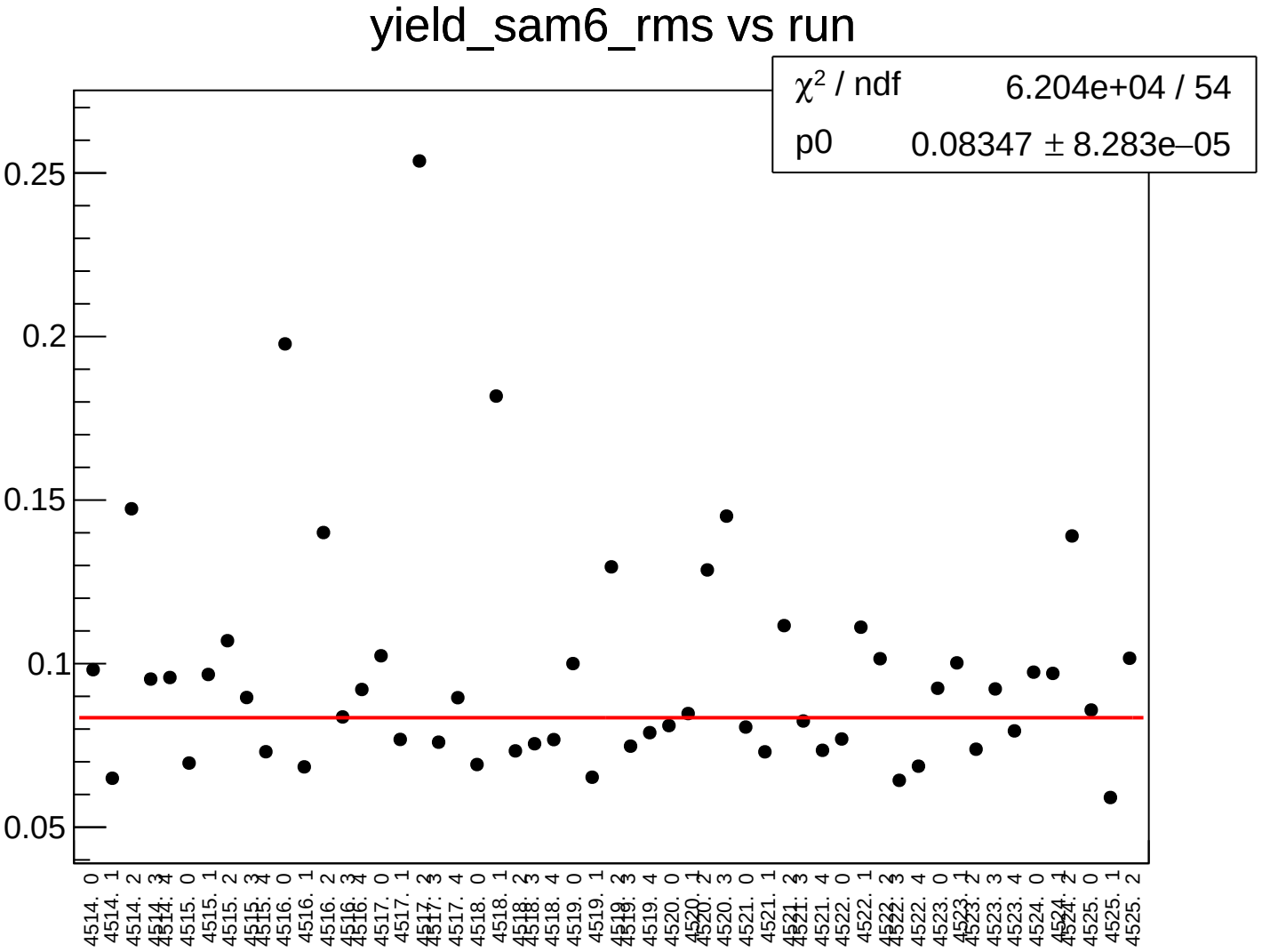
yield_sam6_rms vs run
χ² / ndf 6.204e+04 / 54
p0 0.08347 ± 8.283e–05
0.25
0.2
0.15
0.1
0.05
4514. 0
4514. 1
4514. 2
4514. 3
4514. 4
4515. 0
4515. 1
4515. 2
4515. 3
4515. 4
4516. 0
4516. 1
4516. 2
4516. 3
4516. 4
4517. 0
4517. 1
4517. 2
4517. 3
4517. 4
4518. 0
4518. 1
4518. 2
4518. 3
4518. 4
4519. 0
4519. 1
4519. 2
4519. 3
4519. 4
4520. 0
4520. 1
4520. 2
4520. 3
4521. 0
4521. 1
4521. 2
4521. 3
4521. 4
4522. 0
4522. 1
4522. 2
4522. 3
4522. 4
4523. 0
4523. 1
4523. 2
4523. 3
4523. 4
4524. 0
4524. 1
4524. 2
4525. 0
4525. 1
4525. 2

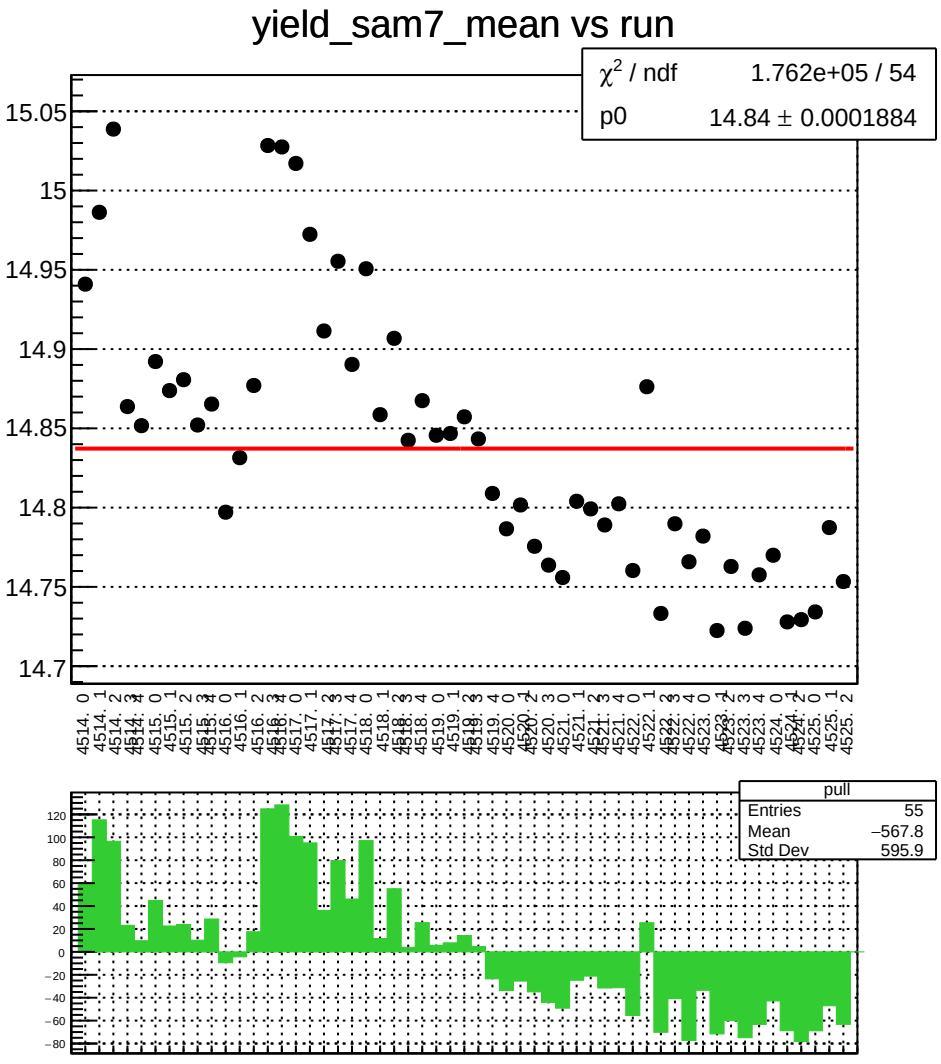
yield_sam7_mean vs run
χ² / ndf 1.762e+05 / 54
p0 14.84 ± 0.0001884
15.05
15
14.95
14.9
14.85
14.8
14.75
14.7
pull
Entries 55
Mean −567.8
Std Dev 595.9
120
100
80
60
40
20
0
−20
−40
−60
−80

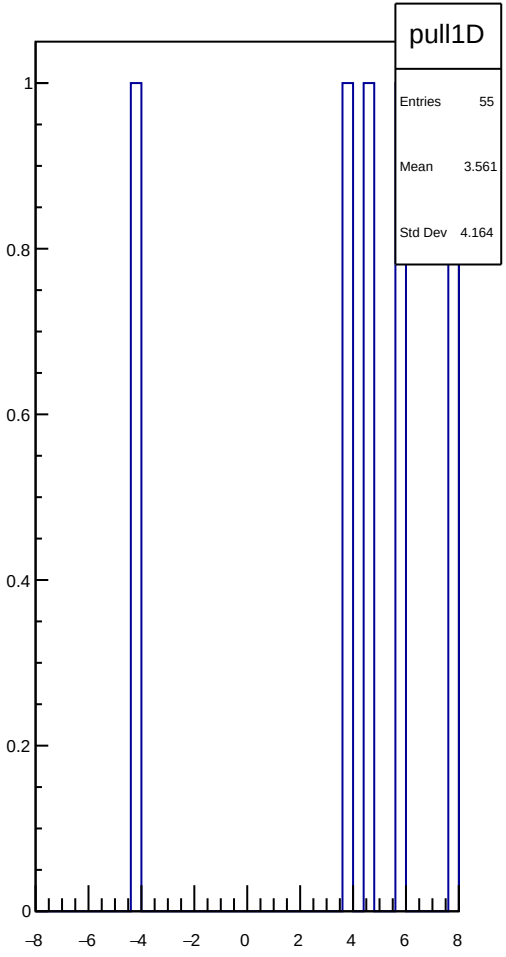
pull1D
Entries 55
Mean 3.561
Std Dev 4.164
1
0.8
0.6
0.4
0.2
0
−8
−6
−4
−2
0
2
4
6
8

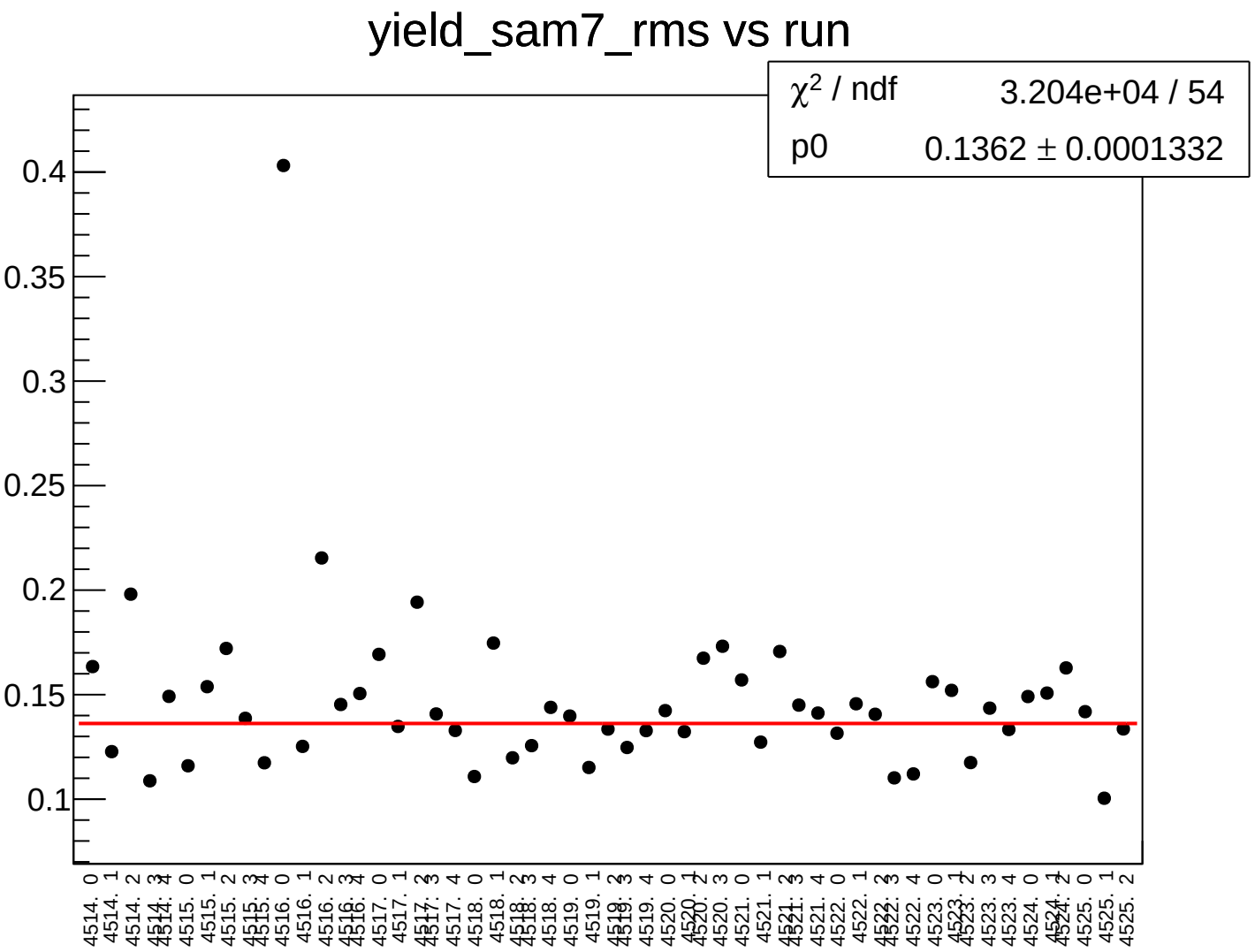
yield_sam7_rms vs run
χ2 / ndf 3.204e+04 / 54
p0 0.1362 ± 0.0001332
0.4
0.35
0.3
0.25
0.2
0.15
0.1
4514. 0
4514. 1
4514. 2
4514. 3
4514. 4
4515. 0
4515. 1
4515. 2
4515. 3
4515. 4
4516. 0
4516. 1
4516. 2
4516. 3
4516. 4
4517. 0
4517. 1
4517. 2
4517. 3
4517. 4
4518. 0
4518. 1
4518. 2
4518. 3
4518. 4
4519. 0
4519. 1
4519. 2
4519. 3
4519. 4
4520. 0
4520. 1
4520. 2
4520. 3
4521. 0
4521. 1
4521. 2
4521. 3
4521. 4
4522. 0
4522. 1
4522. 2
4522. 3
4522. 4
4523. 0
4523. 1
4523. 2
4523. 3
4523. 4
4524. 0
4524. 1
4524. 2
4525. 0
4525. 1
4525. 2

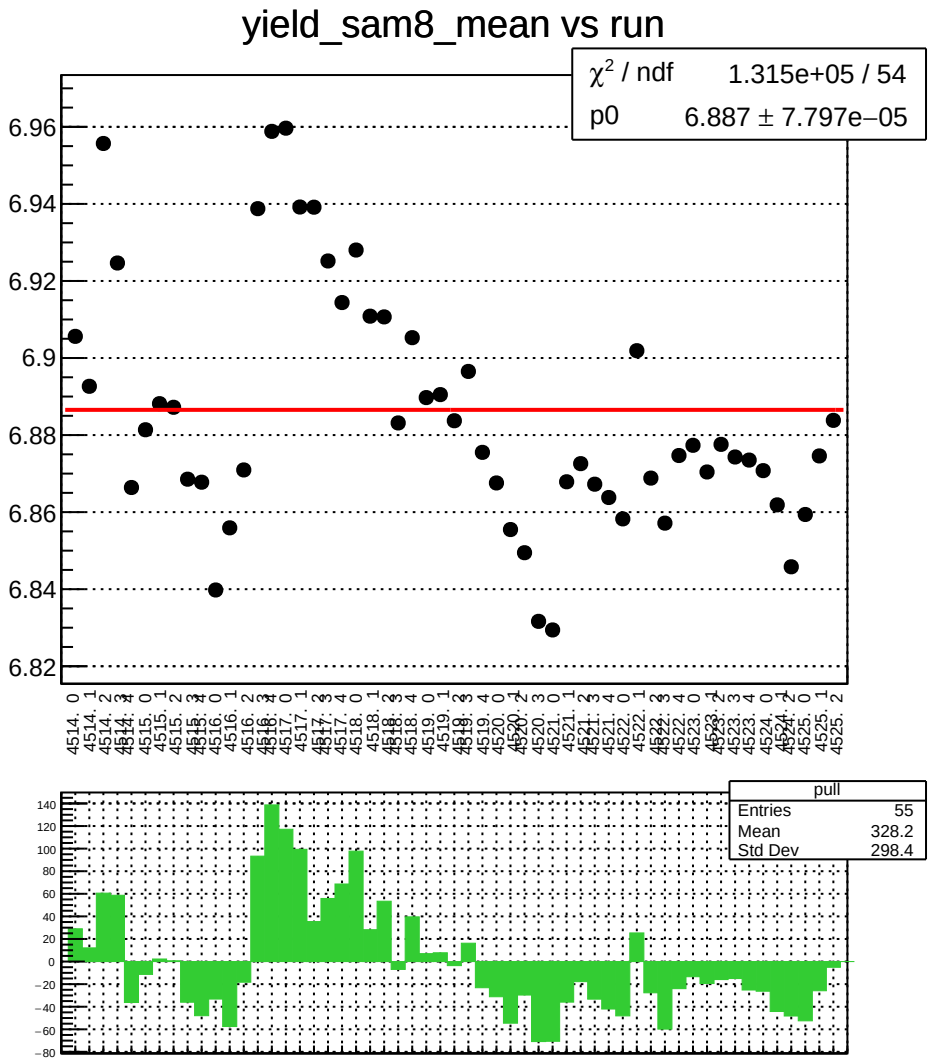
yield_sam8_mean vs run
χ^2 / ndf 1.315e+05 / 54
p0 6.887 ± 7.797e−05
pull
Entries 55
Mean 328.2
Std Dev 298.4

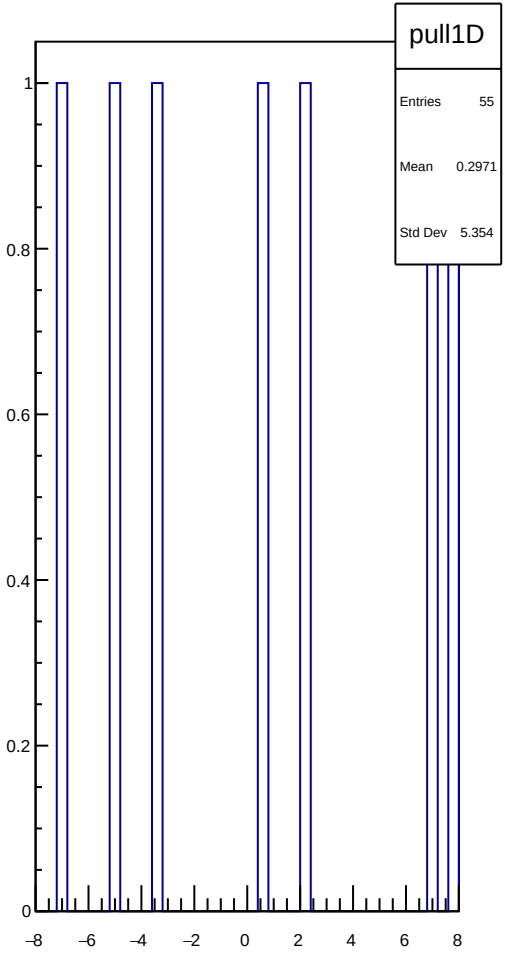
pull1D
Entries 55
Mean 0.2971
Std Dev 5.354

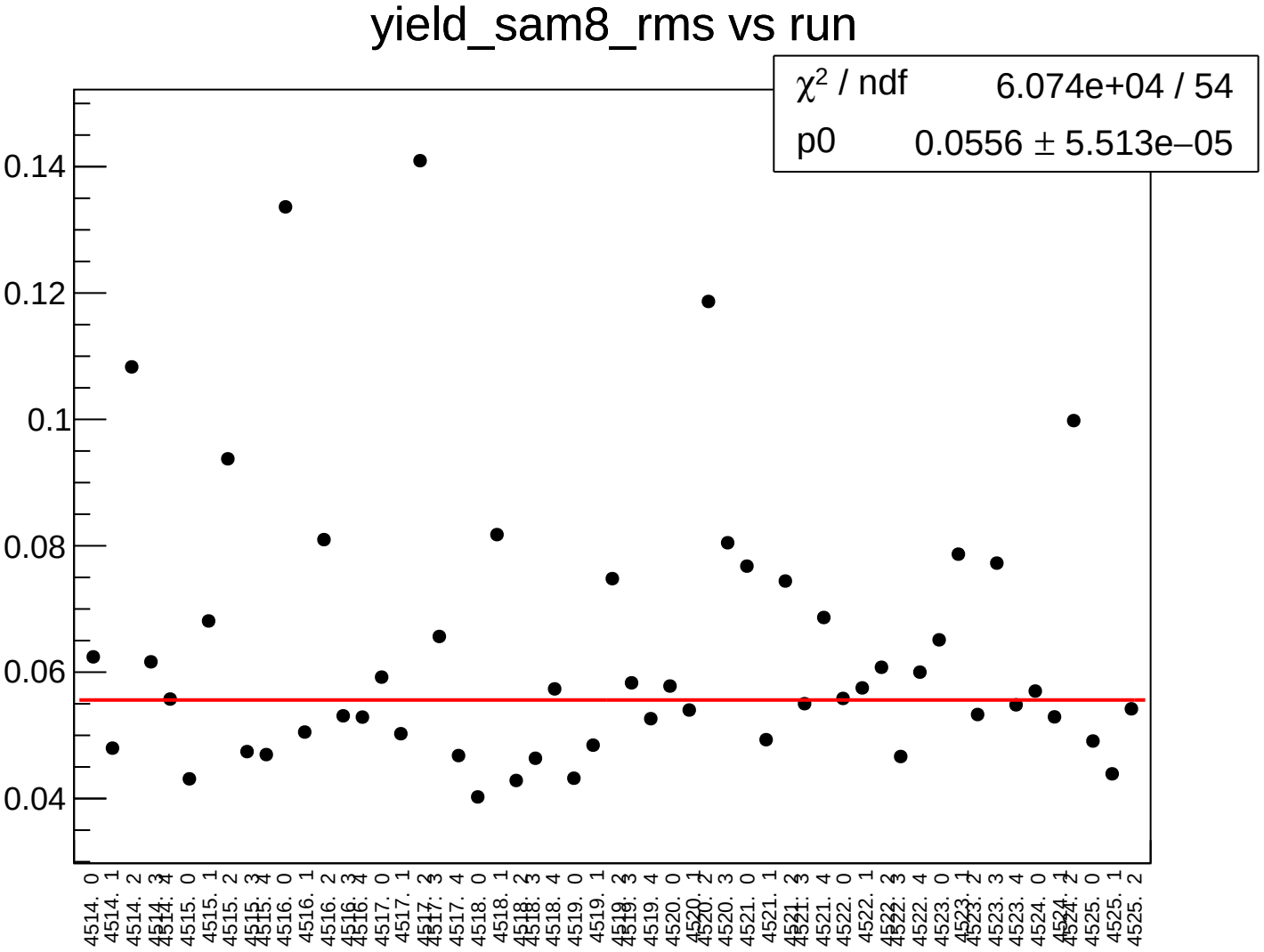
yield_sam8_rms vs run
χ² / ndf 6.074e+04 / 54
p0 0.0556 ± 5.513e−05
0.14
0.12
0.1
0.08
0.06
0.04
4514. 0
4514. 1
4514. 2
4514. 3
4514. 4
4515. 0
4515. 1
4515. 2
4515. 3
4515. 4
4516. 0
4516. 1
4516. 2
4516. 3
4516. 4
4517. 0
4517. 1
4517. 2
4517. 3
4517. 4
4518. 0
4518. 1
4518. 2
4518. 3
4518. 4
4519. 0
4519. 1
4519. 2
4519. 3
4519. 4
4520. 0
4520. 1
4520. 2
4520. 3
4521. 0
4521. 1
4521. 2
4521. 3
4521. 4
4522. 0
4522. 1
4522. 2
4522. 3
4522. 4
4523. 0
4523. 1
4523. 2
4523. 3
4523. 4
4524. 0
4524. 1
4524. 2
4525. 0
4525. 1
4525. 2

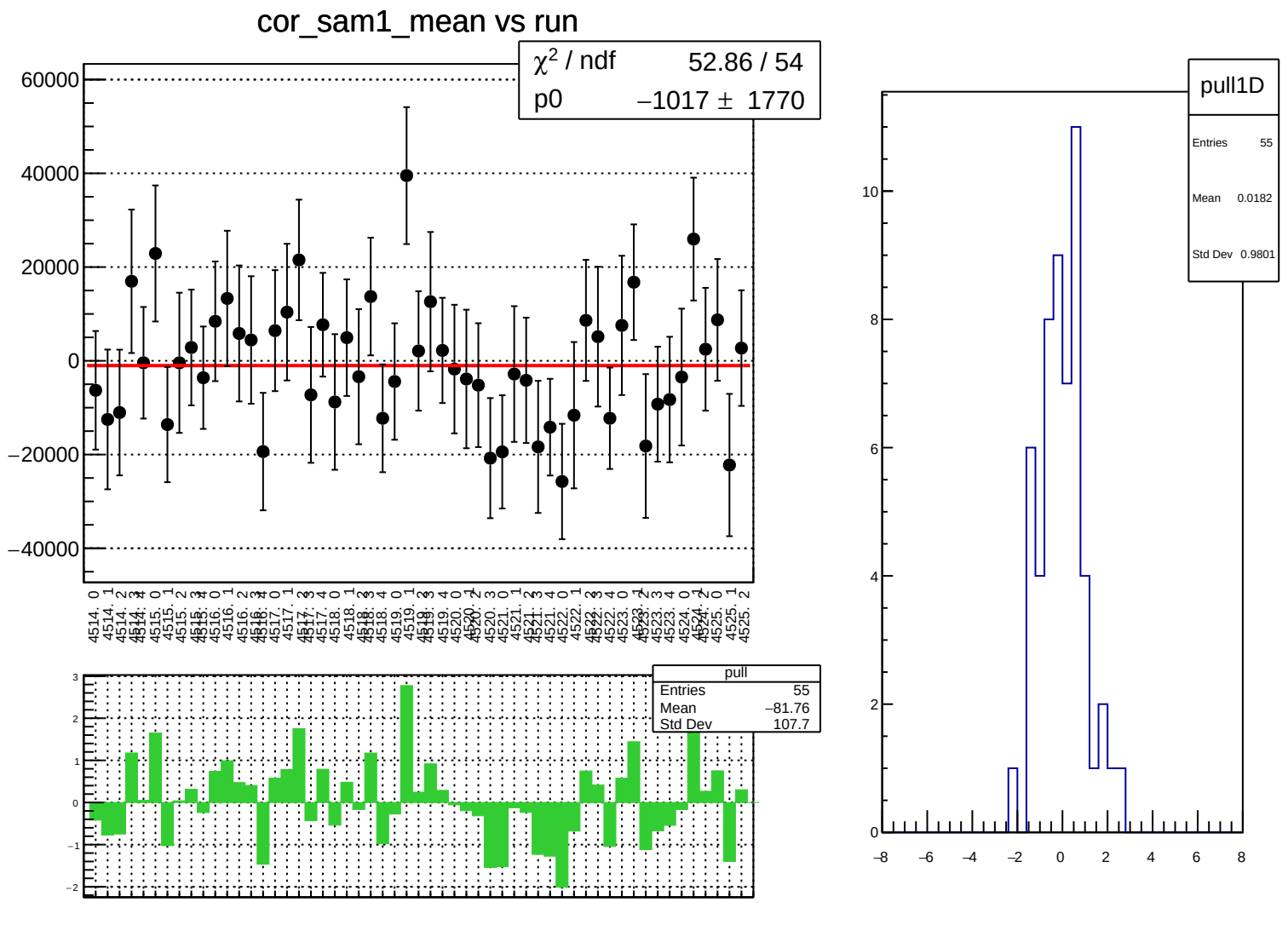
cor_sam1_mean vs run
χ² / ndf 52.86 / 54
p0 −1017 ± 1770
pull
Entries 55
Mean −81.76
Std Dev 107.7
pull1D
Entries 55
Mean 0.0182
Std Dev 0.9801

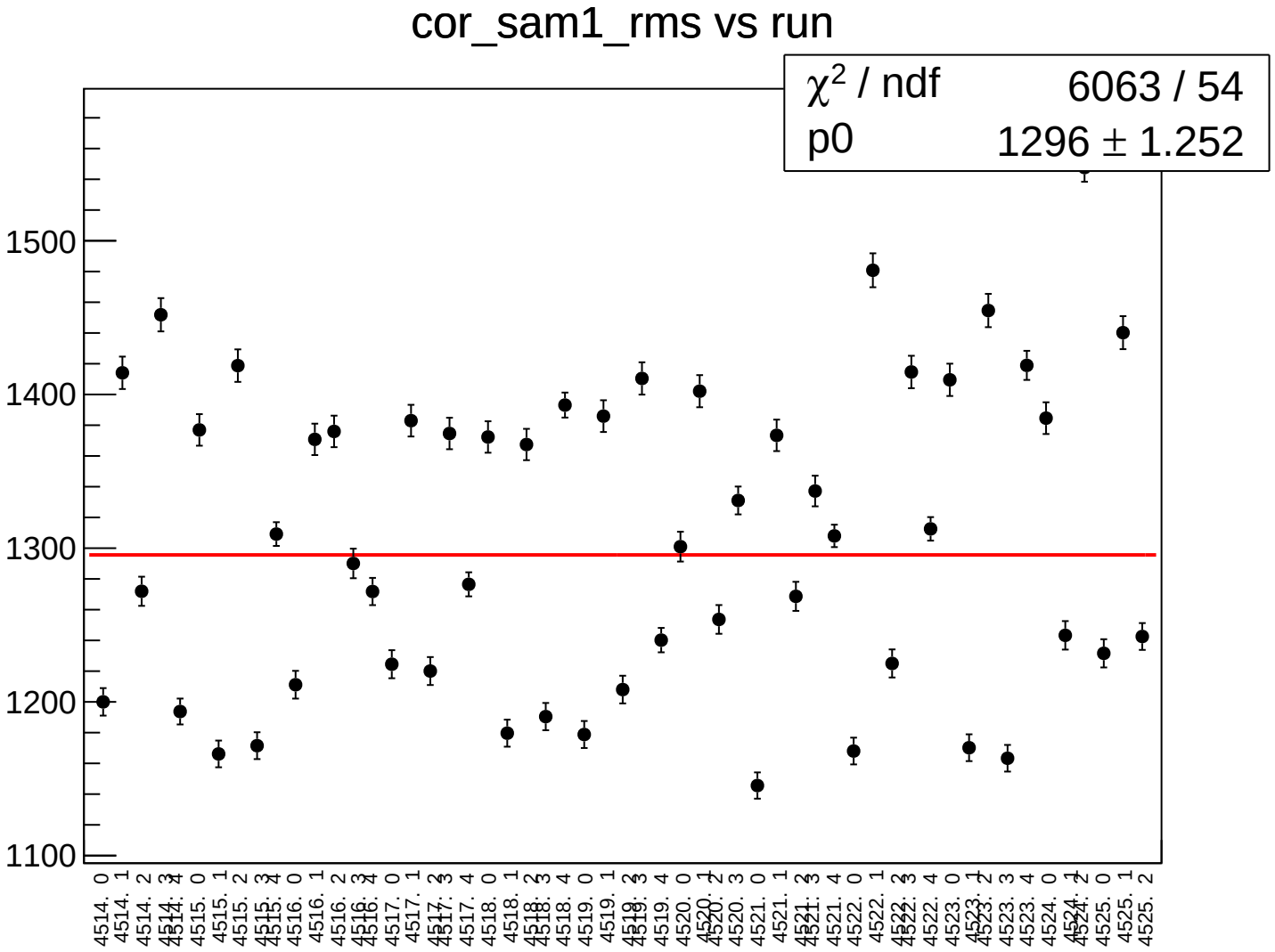
cor_sam1_rms vs run
χ² / ndf 6063 / 54
p0 1296 ± 1.252
1500
1400
1300
1200
1100
4514. 0
4514. 1
4514. 2
4514. 3
4514. 4
4515. 0
4515. 1
4515. 2
4515. 3
4515. 4
4516. 0
4516. 1
4516. 2
4516. 3
4516. 4
4517. 0
4517. 1
4517. 2
4517. 3
4517. 4
4518. 0
4518. 1
4518. 2
4518. 3
4518. 4
4519. 0
4519. 1
4519. 2
4519. 3
4519. 4
4520. 0
4520. 1
4520. 2
4520. 3
4521. 0
4521. 1
4521. 2
4521. 3
4521. 4
4522. 0
4522. 1
4522. 2
4522. 3
4522. 4
4523. 0
4523. 1
4523. 2
4523. 3
4523. 4
4524. 0
4524. 1
4524. 2
4525. 0
4525. 1
4525. 2

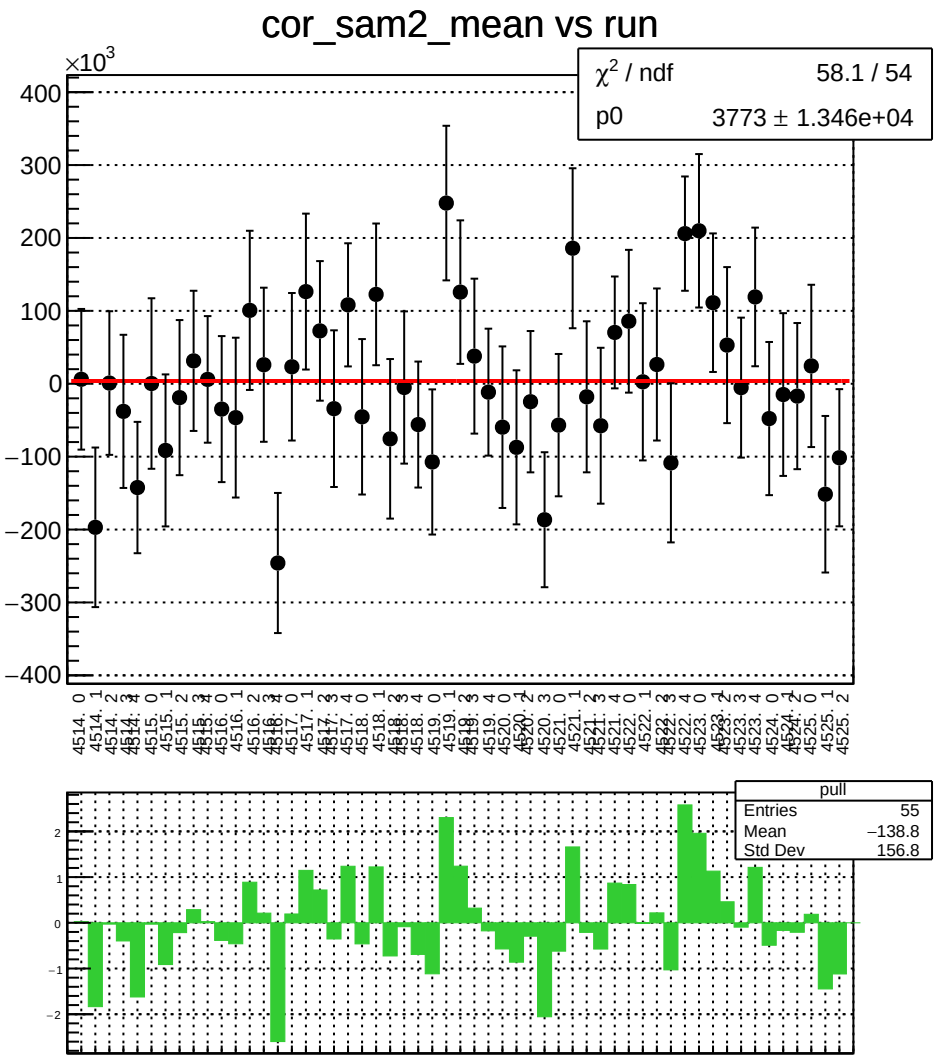
cor_sam2_mean vs run
×10^3
χ² / ndf 58.1 / 54
p0 3773 ± 1.346e+04
pull
Entries 55
Mean −138.8
Std Dev 156.8

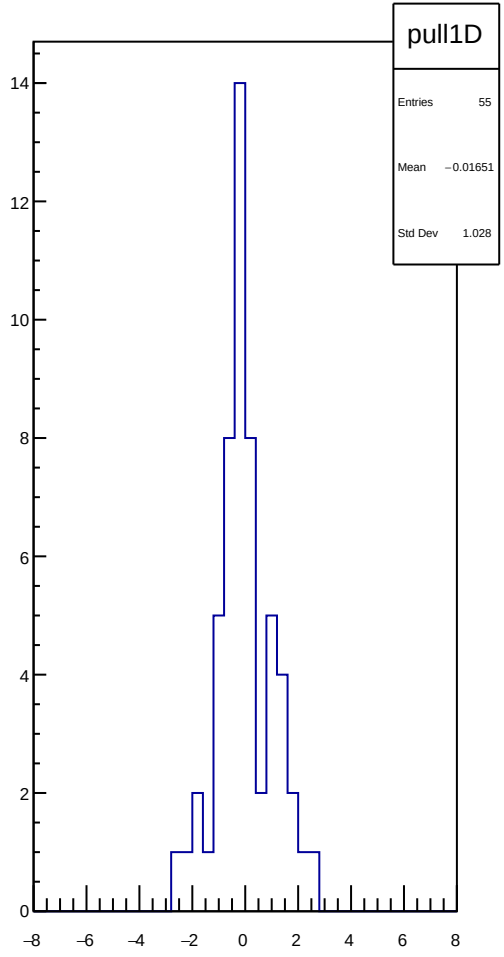
pull1D
Entries 55
Mean −0.01651
Std Dev 1.028

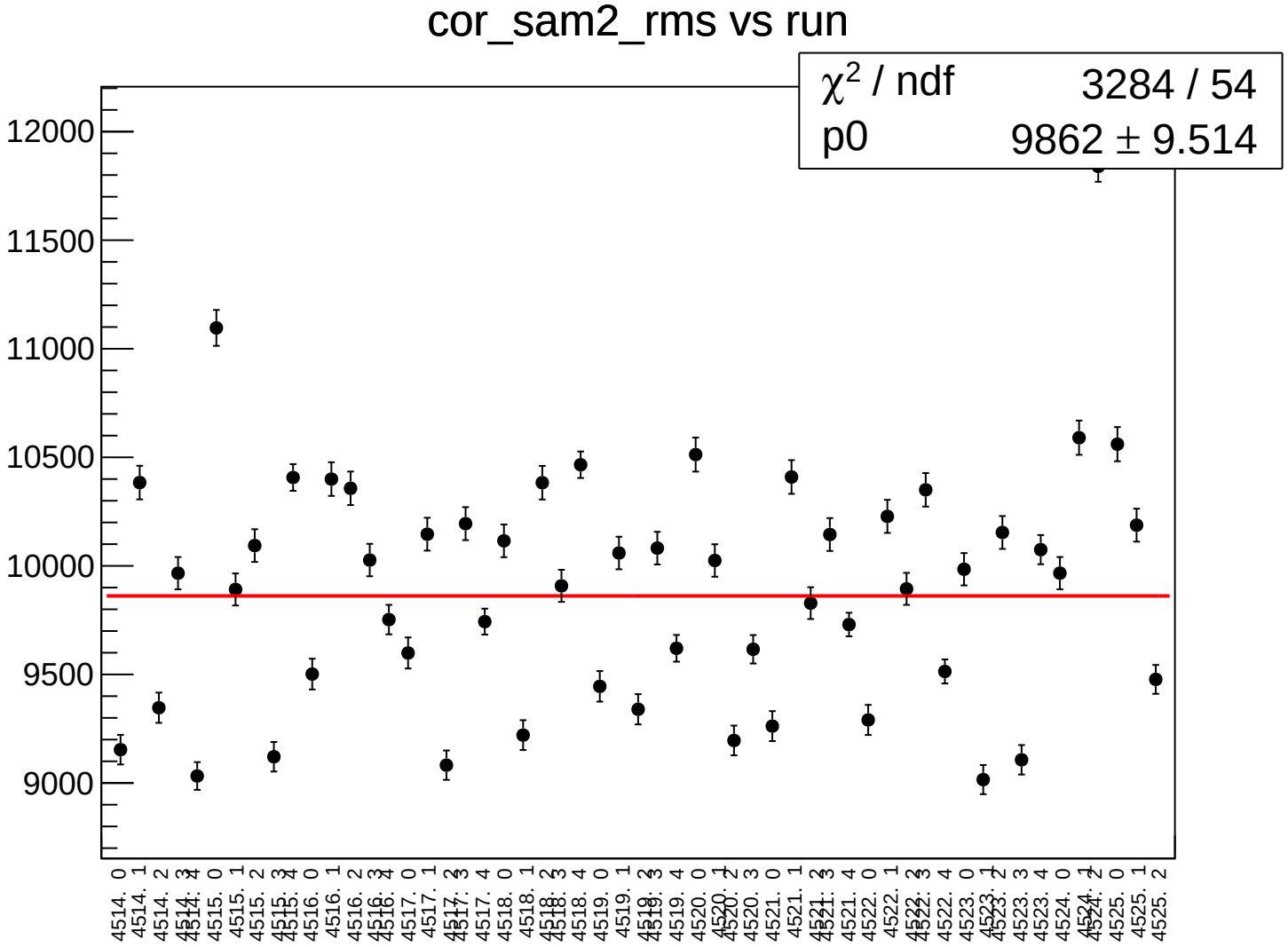
cor_sam2_rms vs run
χ² / ndf 3284 / 54
p0 9862 ± 9.514
12000
11500
11000
10500
10000
9500
9000
4514. 0
4514. 1
4514. 2
4514. 3
4514. 4
4515. 0
4515. 1
4515. 2
4515. 3
4515. 4
4516. 0
4516. 1
4516. 2
4516. 3
4516. 4
4517. 0
4517. 1
4517. 2
4517. 3
4517. 4
4518. 0
4518. 1
4518. 2
4518. 3
4518. 4
4519. 0
4519. 1
4519. 2
4519. 3
4519. 4
4520. 0
4520. 1
4520. 2
4520. 3
4521. 0
4521. 1
4521. 2
4521. 3
4521. 4
4522. 0
4522. 1
4522. 2
4522. 3
4522. 4
4523. 0
4523. 1
4523. 2
4523. 3
4523. 4
4524. 0
4524. 1
4524. 2
4525. 0
4525. 1
4525. 2

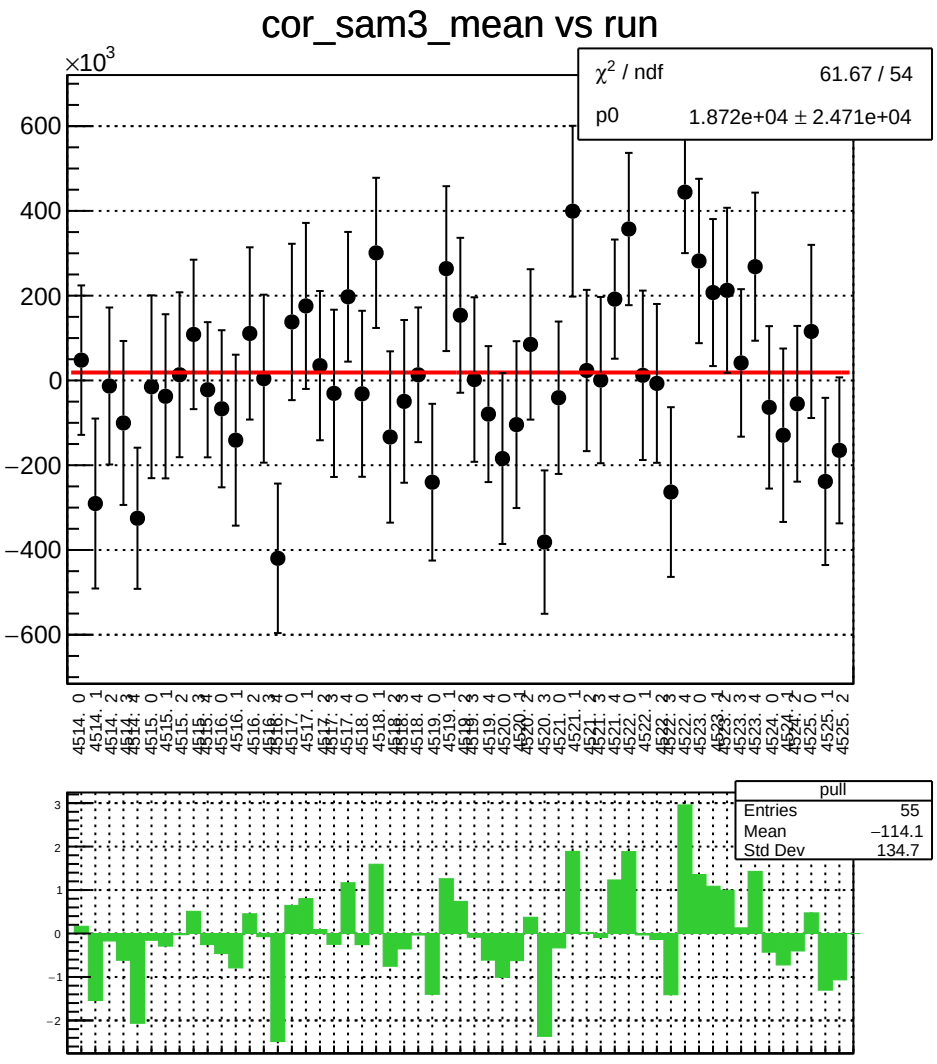
cor_sam3_mean vs run
×10^3
χ² / ndf 61.67 / 54
p0 1.872e+04 ± 2.471e+04
pull
Entries 55
Mean −114.1
Std Dev 134.7

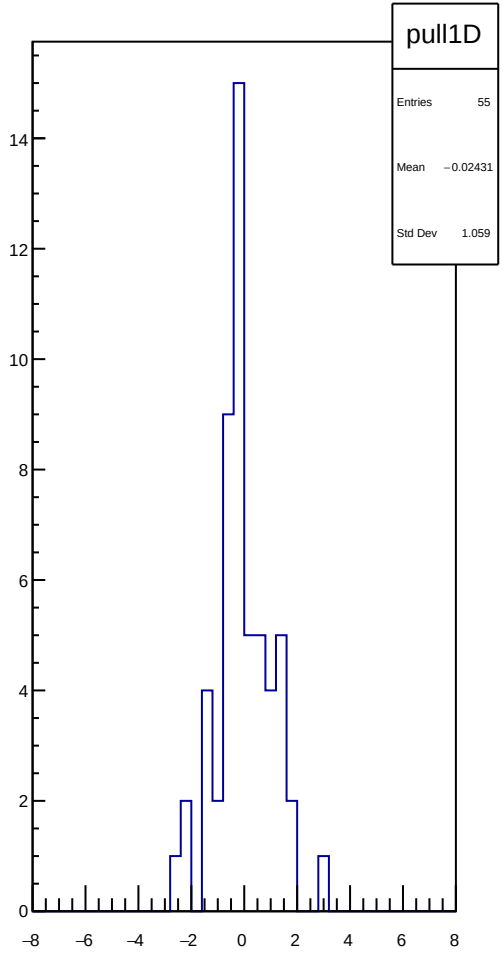
pull1D
Entries 55
Mean −0.02431
Std Dev 1.059

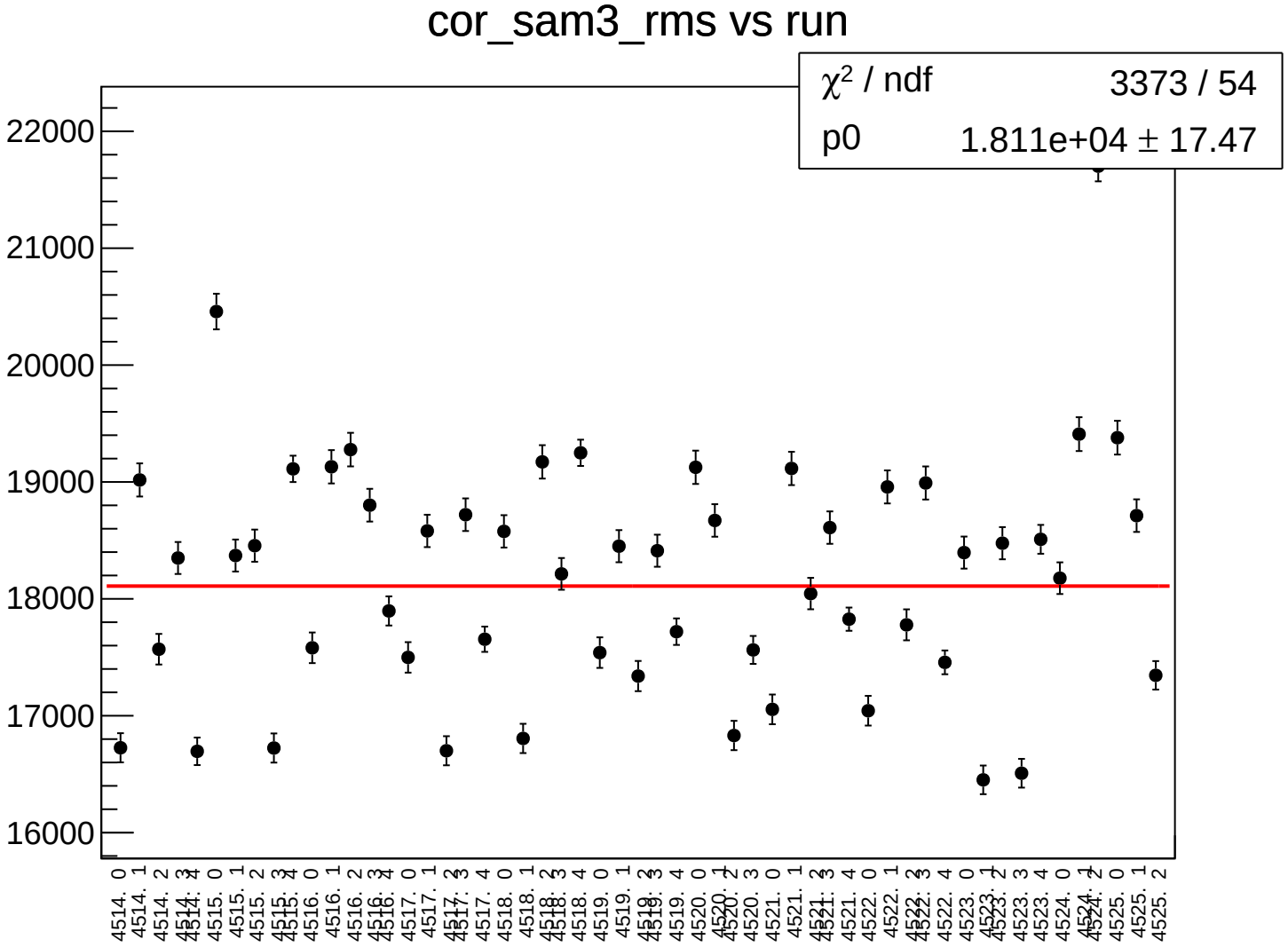
cor_sam3_rms vs run
χ² / ndf 3373 / 54
p0 1.811e+04 ± 17.47
22000
21000
20000
19000
18000
17000
16000
4514. 0
4514. 1
4514. 2
4514. 3
4514. 4
4515. 0
4515. 1
4515. 2
4515. 3
4515. 4
4516. 0
4516. 1
4516. 2
4516. 3
4516. 4
4517. 0
4517. 1
4517. 2
4517. 3
4517. 4
4518. 0
4518. 1
4518. 2
4518. 3
4518. 4
4519. 0
4519. 1
4519. 2
4519. 3
4519. 4
4520. 0
4520. 1
4520. 2
4520. 3
4521. 0
4521. 1
4521. 2
4521. 3
4521. 4
4522. 0
4522. 1
4522. 2
4522. 3
4522. 4
4523. 0
4523. 1
4523. 2
4523. 3
4523. 4
4524. 0
4524. 1
4524. 2
4525. 0
4525. 1
4525. 2

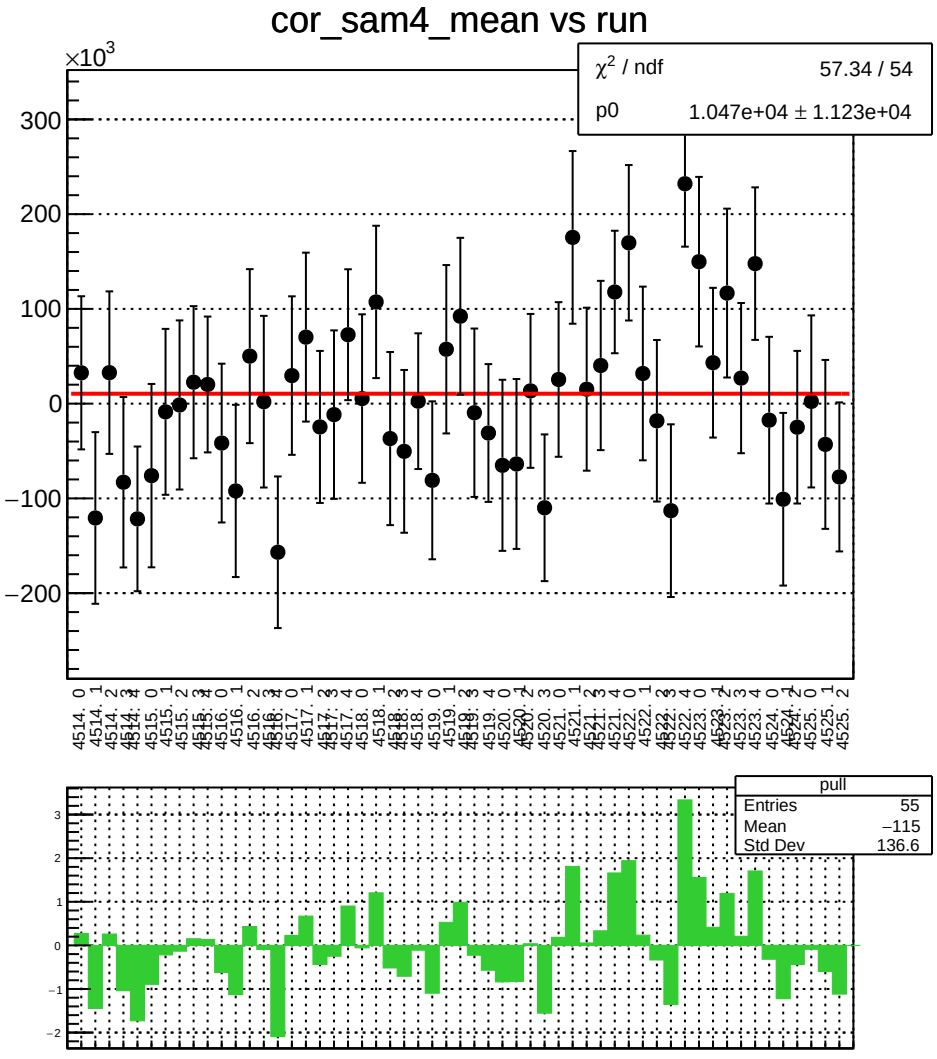
cor_sam4_mean vs run
×10^3
χ² / ndf 57.34 / 54
p0 1.047e+04 ± 1.123e+04
pull
Entries 55
Mean −115
Std Dev 136.6

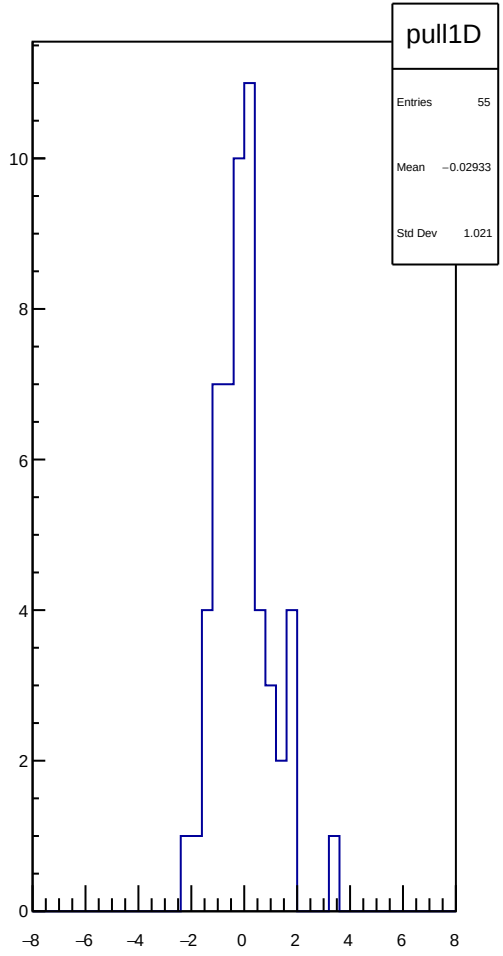
pull1D
Entries 55
Mean −0.02933
Std Dev 1.021

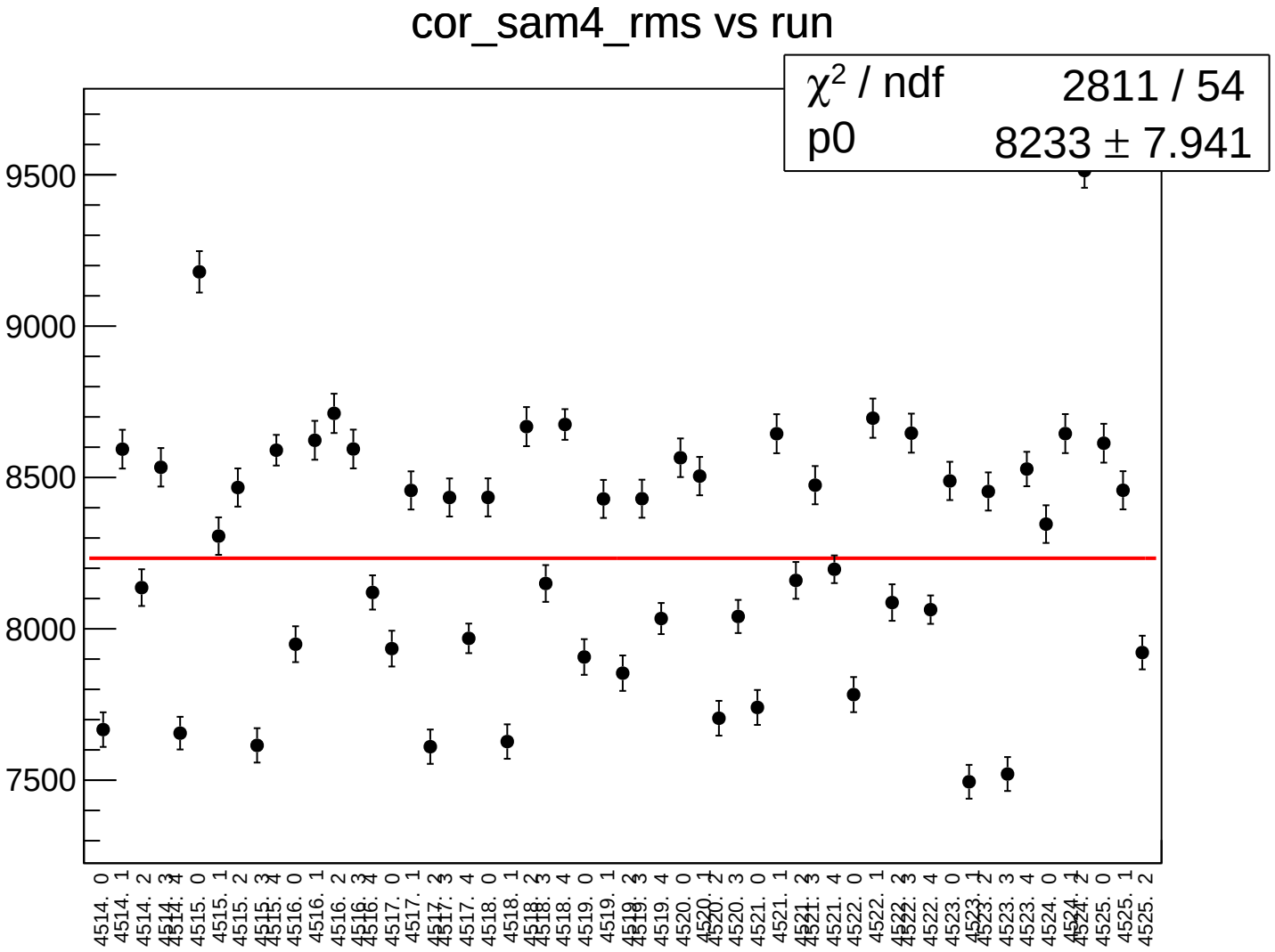
cor_sam4_rms vs run
χ² / ndf 2811 / 54
p0 8233 ± 7.941
9500
9000
8500
8000
7500
4514. 0
4514. 1
4514. 2
4514. 3
4514. 4
4515. 0
4515. 1
4515. 2
4515. 3
4515. 4
4516. 0
4516. 1
4516. 2
4516. 3
4516. 4
4517. 0
4517. 1
4517. 2
4517. 3
4517. 4
4518. 0
4518. 1
4518. 2
4518. 3
4518. 4
4519. 0
4519. 1
4519. 2
4519. 3
4519. 4
4520. 0
4520. 1
4520. 2
4520. 3
4521. 0
4521. 1
4521. 2
4521. 3
4521. 4
4522. 0
4522. 1
4522. 2
4522. 3
4522. 4
4523. 0
4523. 1
4523. 2
4523. 3
4523. 4
4524. 0
4524. 1
4524. 2
4525. 0
4525. 1
4525. 2

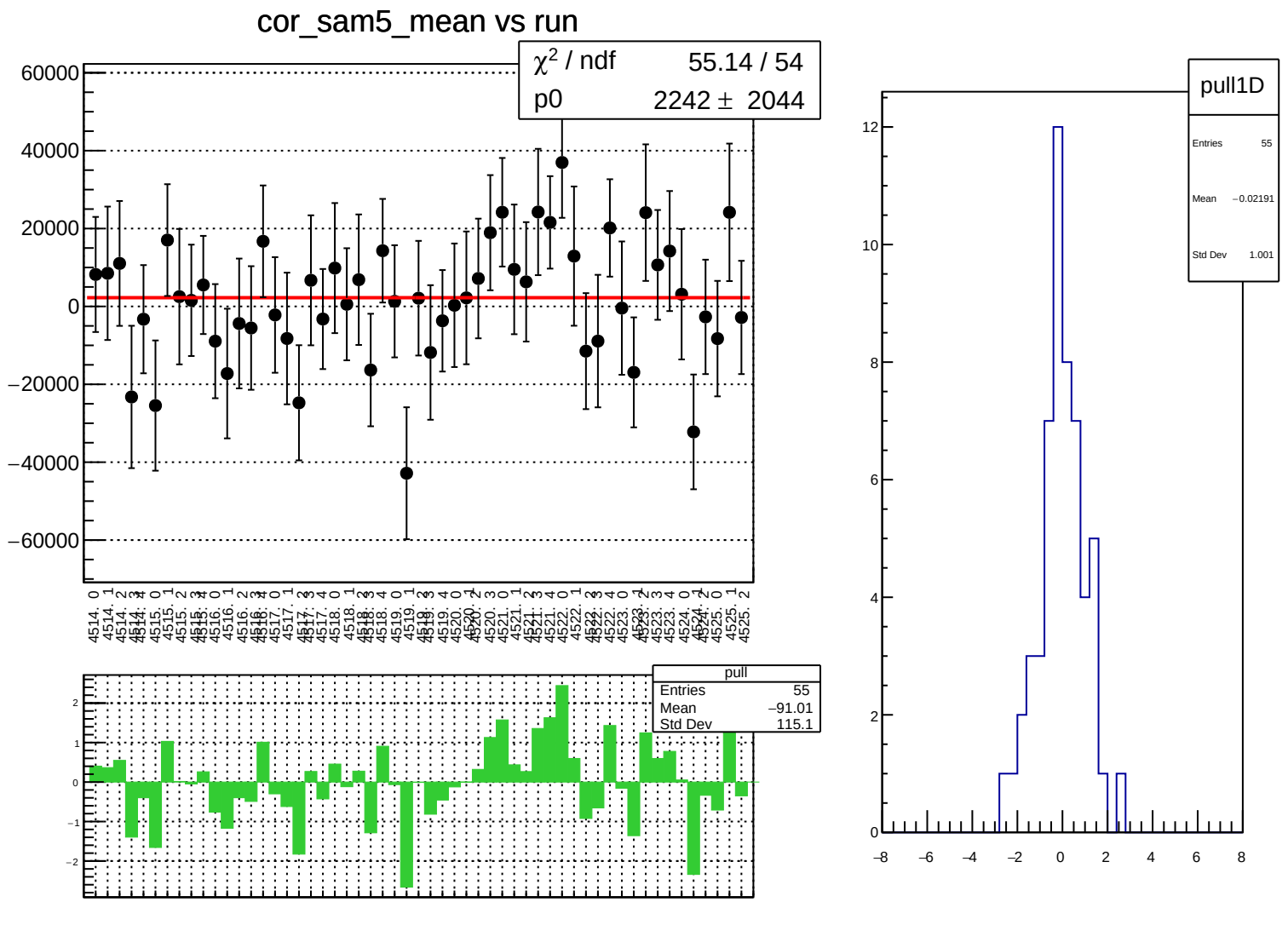
cor_sam5_mean vs run
χ² / ndf 55.14 / 54
p0 2242 ± 2044
pull
Entries 55
Mean −91.01
Std Dev 115.1
pull1D
Entries 55
Mean −0.02191
Std Dev 1.001

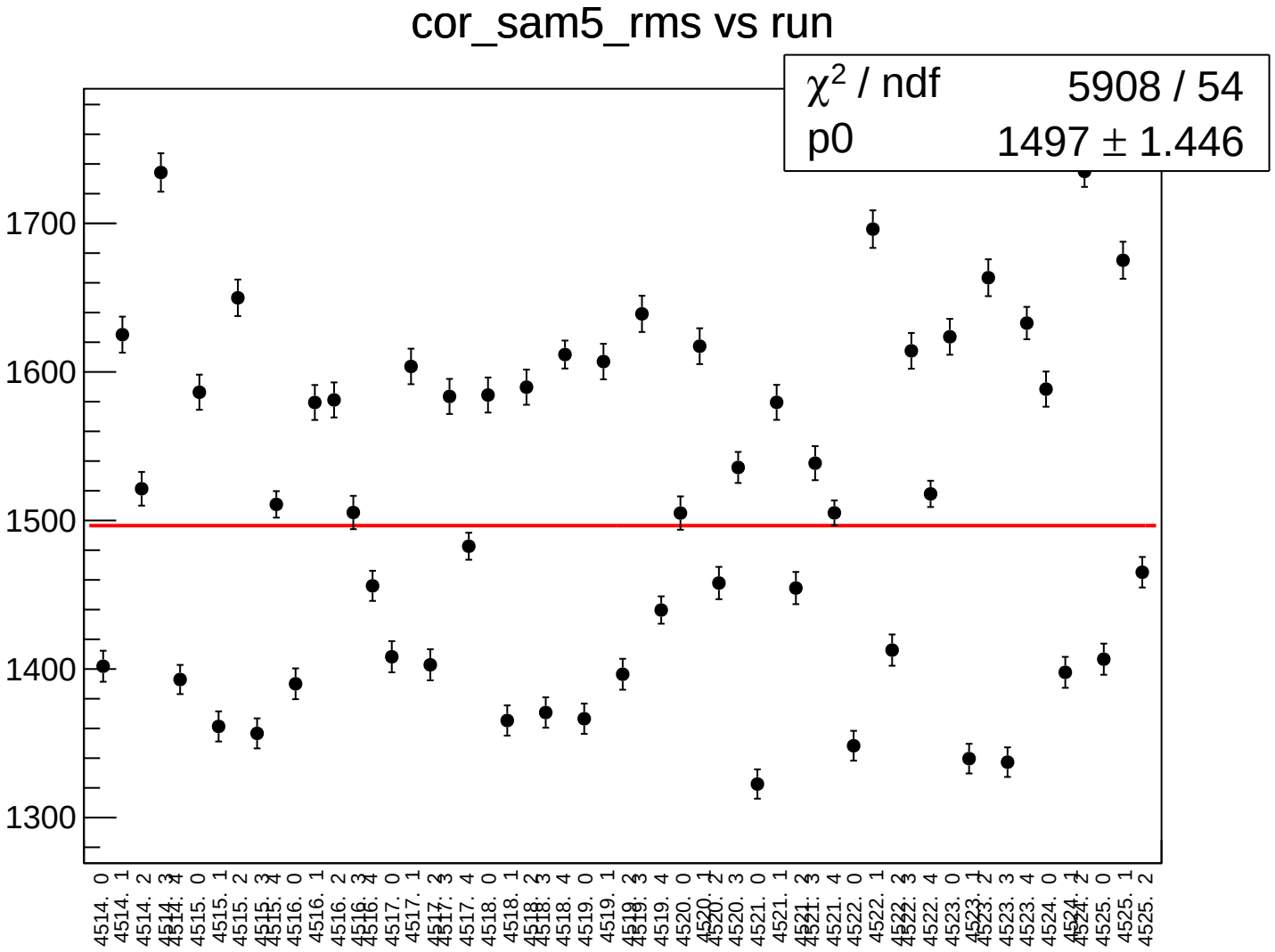
cor_sam5_rms vs run
χ² / ndf 5908 / 54
p0 1497 ± 1.446
1700
1600
1500
1400
1300
4514. 0
4514. 1
4514. 2
4514. 3
4514. 4
4515. 0
4515. 1
4515. 2
4515. 3
4515. 4
4516. 0
4516. 1
4516. 2
4516. 3
4516. 4
4517. 0
4517. 1
4517. 2
4517. 3
4517. 4
4518. 0
4518. 1
4518. 2
4518. 3
4518. 4
4519. 0
4519. 1
4519. 2
4519. 3
4519. 4
4520. 0
4520. 1
4520. 2
4520. 3
4521. 0
4521. 1
4521. 2
4521. 3
4521. 4
4522. 0
4522. 1
4522. 2
4522. 3
4522. 4
4523. 0
4523. 1
4523. 2
4523. 3
4523. 4
4524. 0
4524. 1
4524. 2
4525. 0
4525. 1
4525. 2

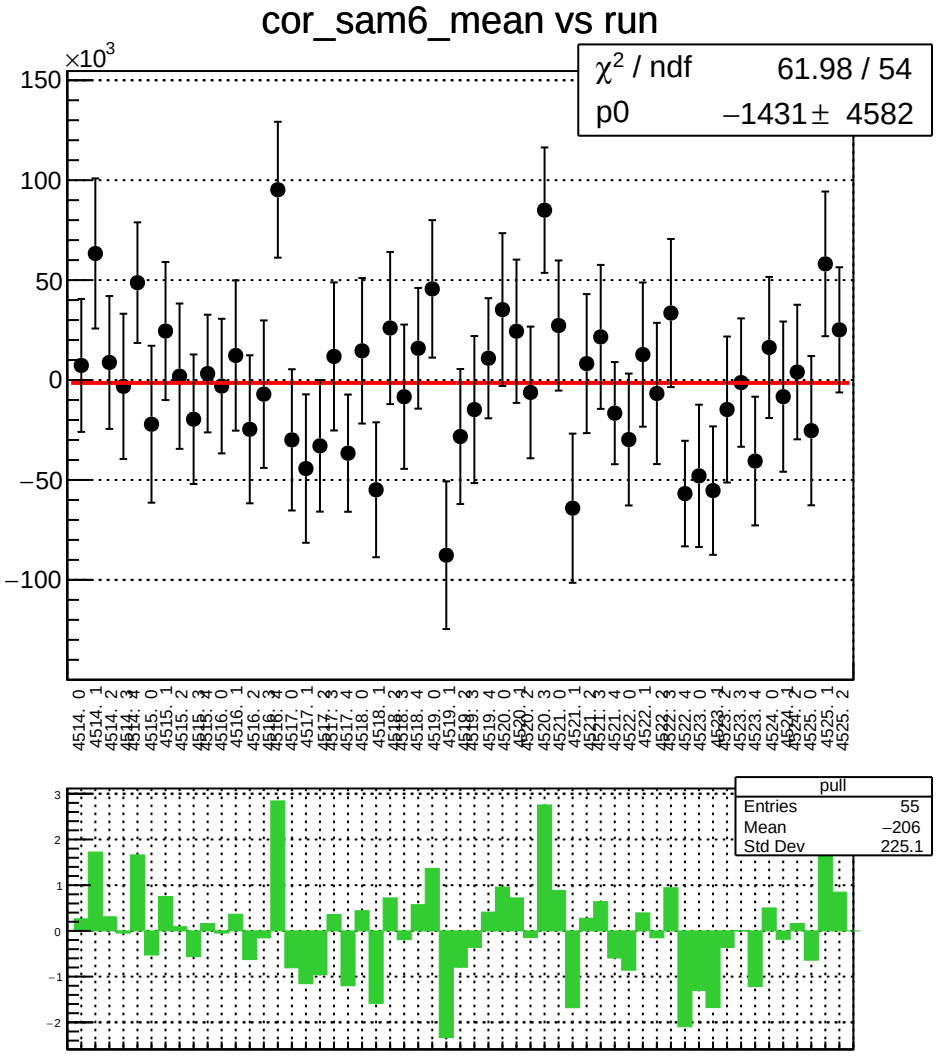
cor_sam6_mean vs run
×10^3
χ² / ndf 61.98 / 54
p0 −1431 ± 4582
pull
Entries 55
Mean −206
Std Dev 225.1

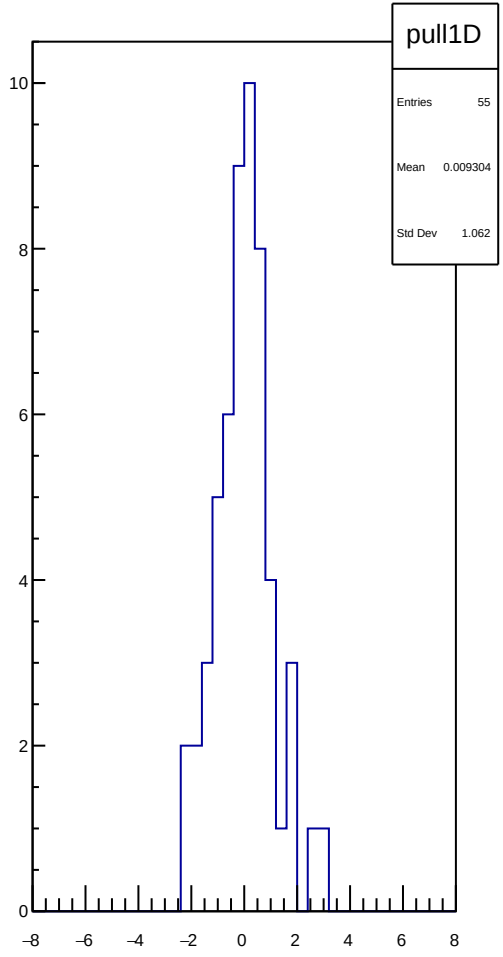
pull1D
Entries 55
Mean 0.009304
Std Dev 1.062

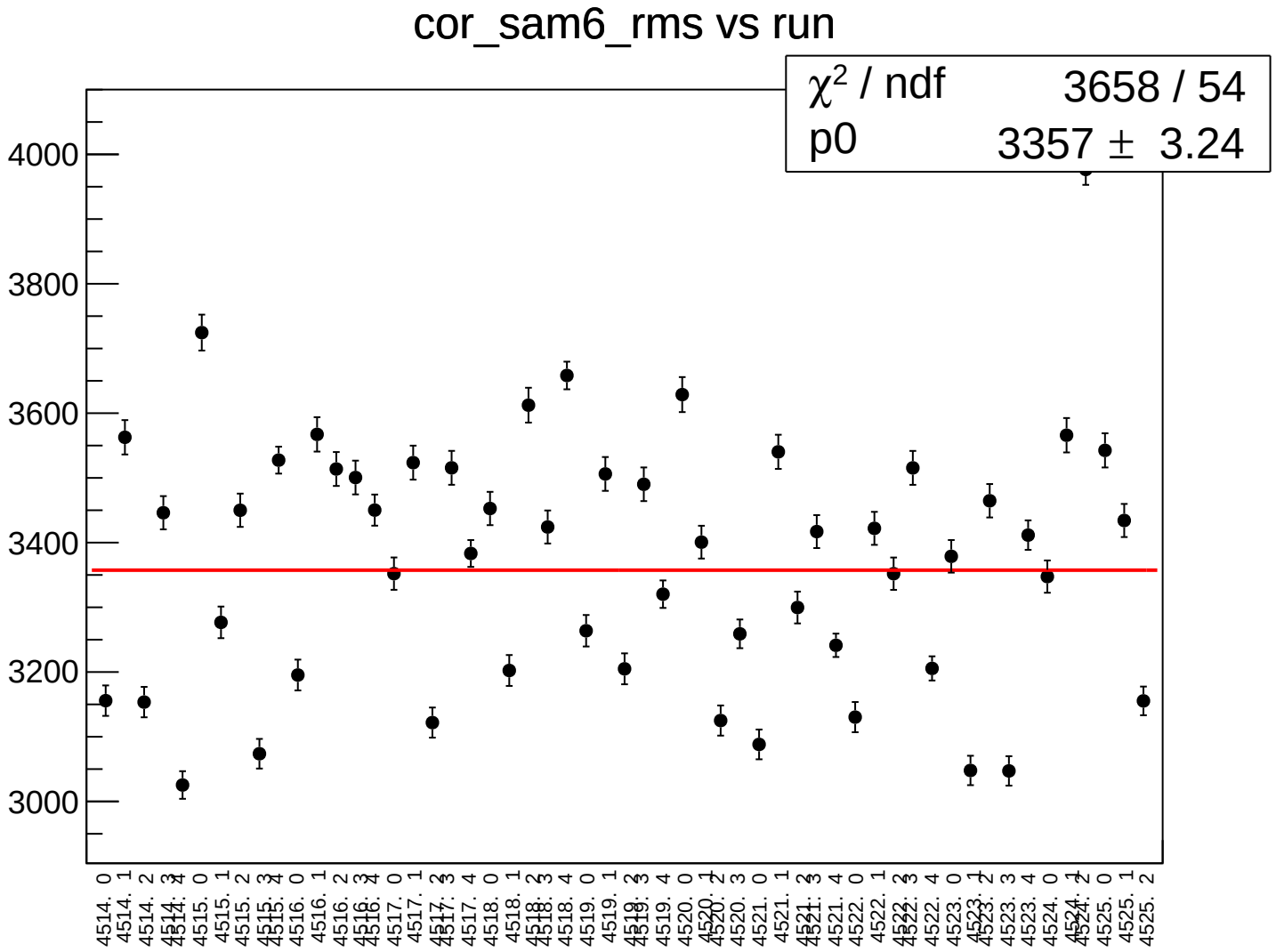
cor_sam6_rms vs run
χ² / ndf 3658 / 54
p0 3357 ± 3.24
4000
3800
3600
3400
3200
3000
4514. 0
4514. 1
4514. 2
4514. 3
4514. 4
4515. 0
4515. 1
4515. 2
4515. 3
4515. 4
4516. 0
4516. 1
4516. 2
4516. 3
4516. 4
4517. 0
4517. 1
4517. 2
4517. 3
4517. 4
4518. 0
4518. 1
4518. 2
4518. 3
4518. 4
4519. 0
4519. 1
4519. 2
4519. 3
4519. 4
4520. 0
4520. 1
4520. 2
4520. 3
4521. 0
4521. 1
4521. 2
4521. 3
4521. 4
4522. 0
4522. 1
4522. 2
4522. 3
4522. 4
4523. 0
4523. 1
4523. 2
4523. 3
4523. 4
4524. 0
4524. 1
4524. 2
4525. 0
4525. 1
4525. 2

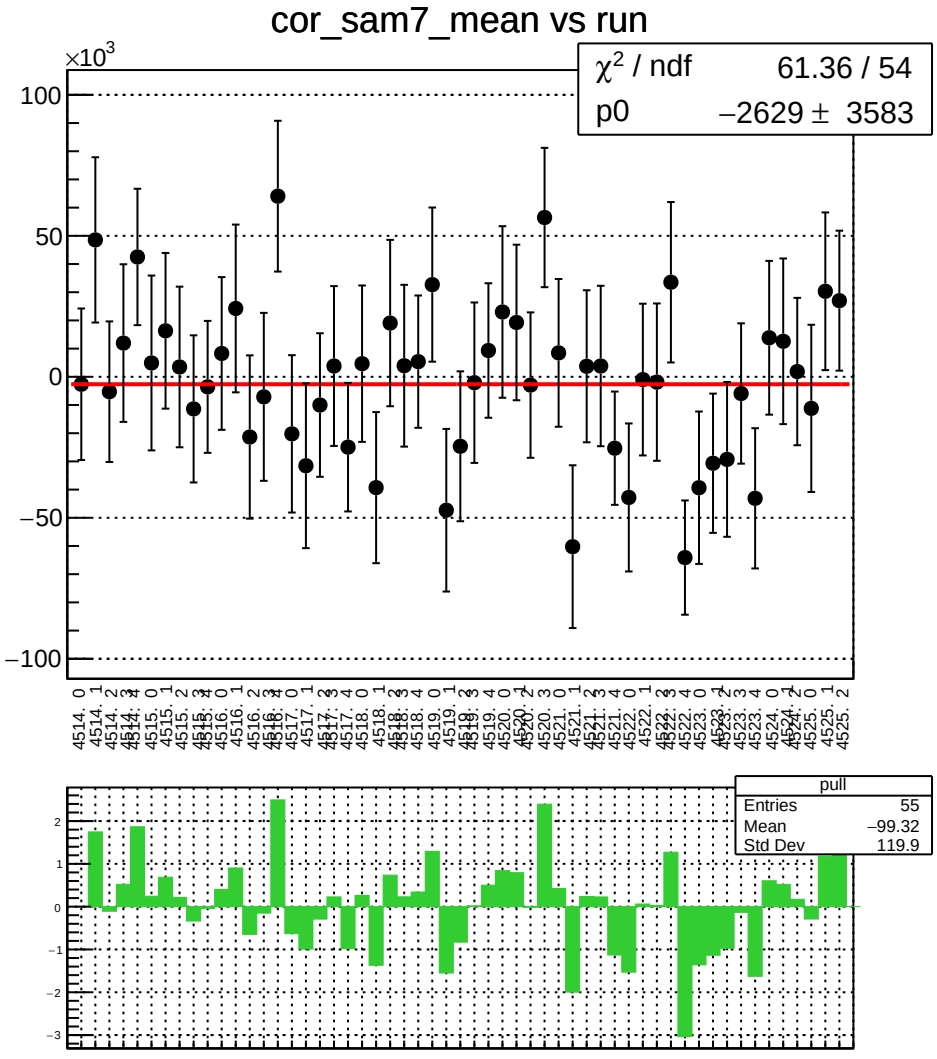
cor_sam7_mean vs run
×10^3
χ² / ndf 61.36 / 54
p0 −2629 ± 3583
100
50
0
−50
−100
pull
Entries 55
Mean −99.32
Std Dev 119.9
2
1
0
−1
−2
−3

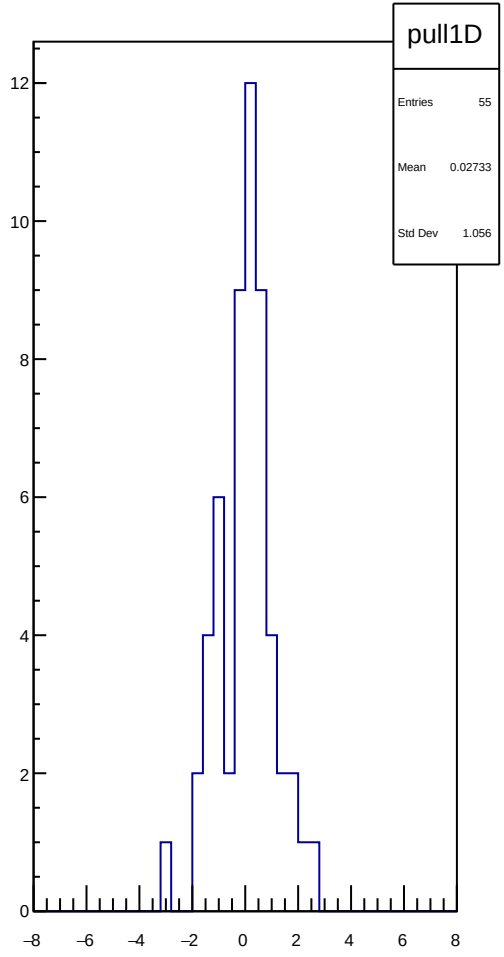
pull1D
Entries 55
Mean 0.02733
Std Dev 1.056
12
10
8
6
4
2
0
−8
−6
−4
−2
0
2
4
6
8

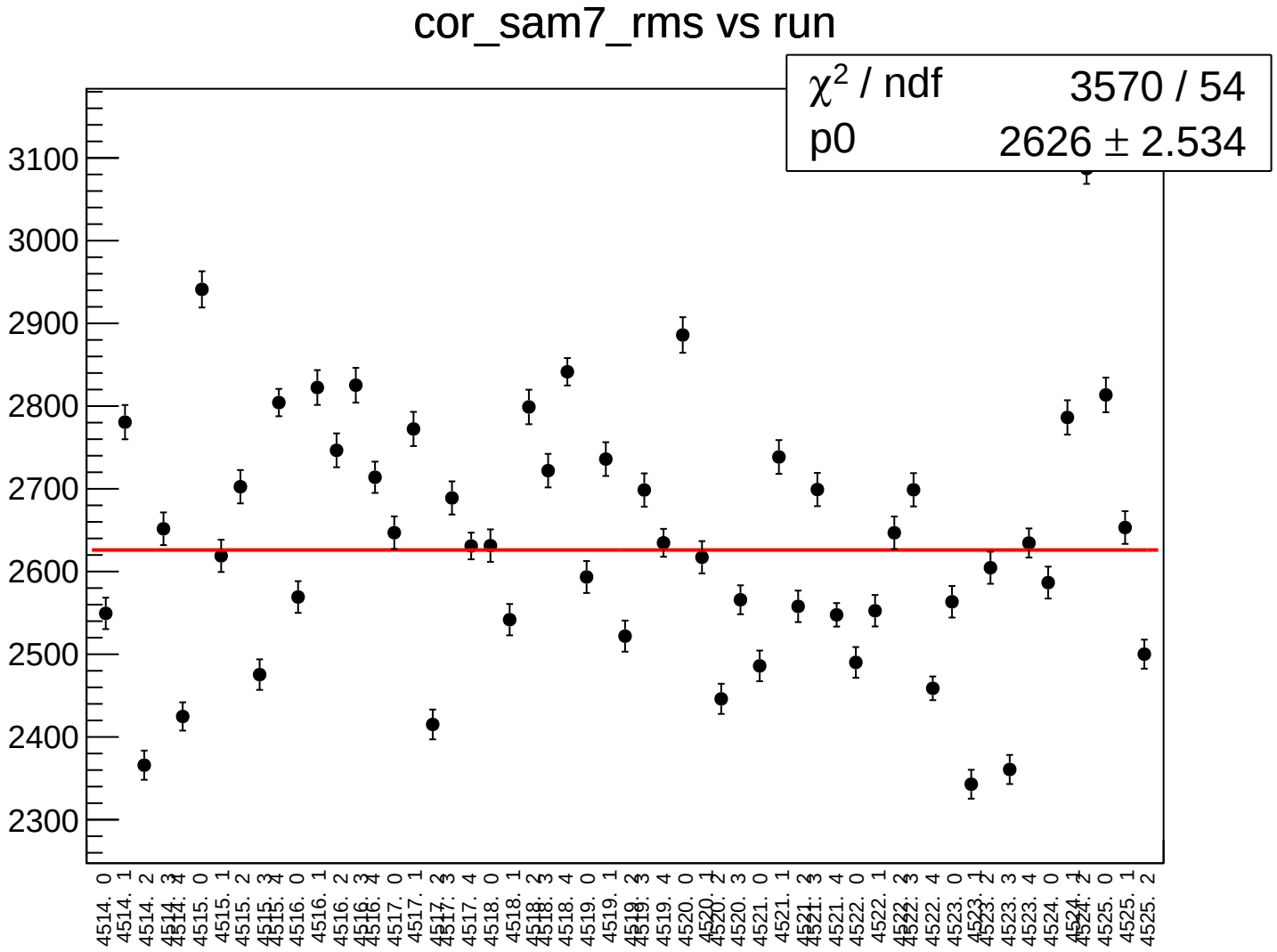
cor_sam7_rms vs run
χ² / ndf 3570 / 54
p0 2626 ± 2.534
3100
3000
2900
2800
2700
2600
2500
2400
2300
4514. 0
4514. 1
4514. 2
4514. 3
4514. 4
4515. 0
4515. 1
4515. 2
4515. 3
4515. 4
4516. 0
4516. 1
4516. 2
4516. 3
4516. 4
4517. 0
4517. 1
4517. 2
4517. 3
4517. 4
4518. 0
4518. 1
4518. 2
4518. 3
4518. 4
4519. 0
4519. 1
4519. 2
4519. 3
4519. 4
4520. 0
4520. 1
4520. 2
4520. 3
4521. 0
4521. 1
4521. 2
4521. 3
4521. 4
4522. 0
4522. 1
4522. 2
4522. 3
4522. 4
4523. 0
4523. 1
4523. 2
4523. 3
4523. 4
4524. 0
4524. 1
4524. 2
4525. 0
4525. 1
4525. 2

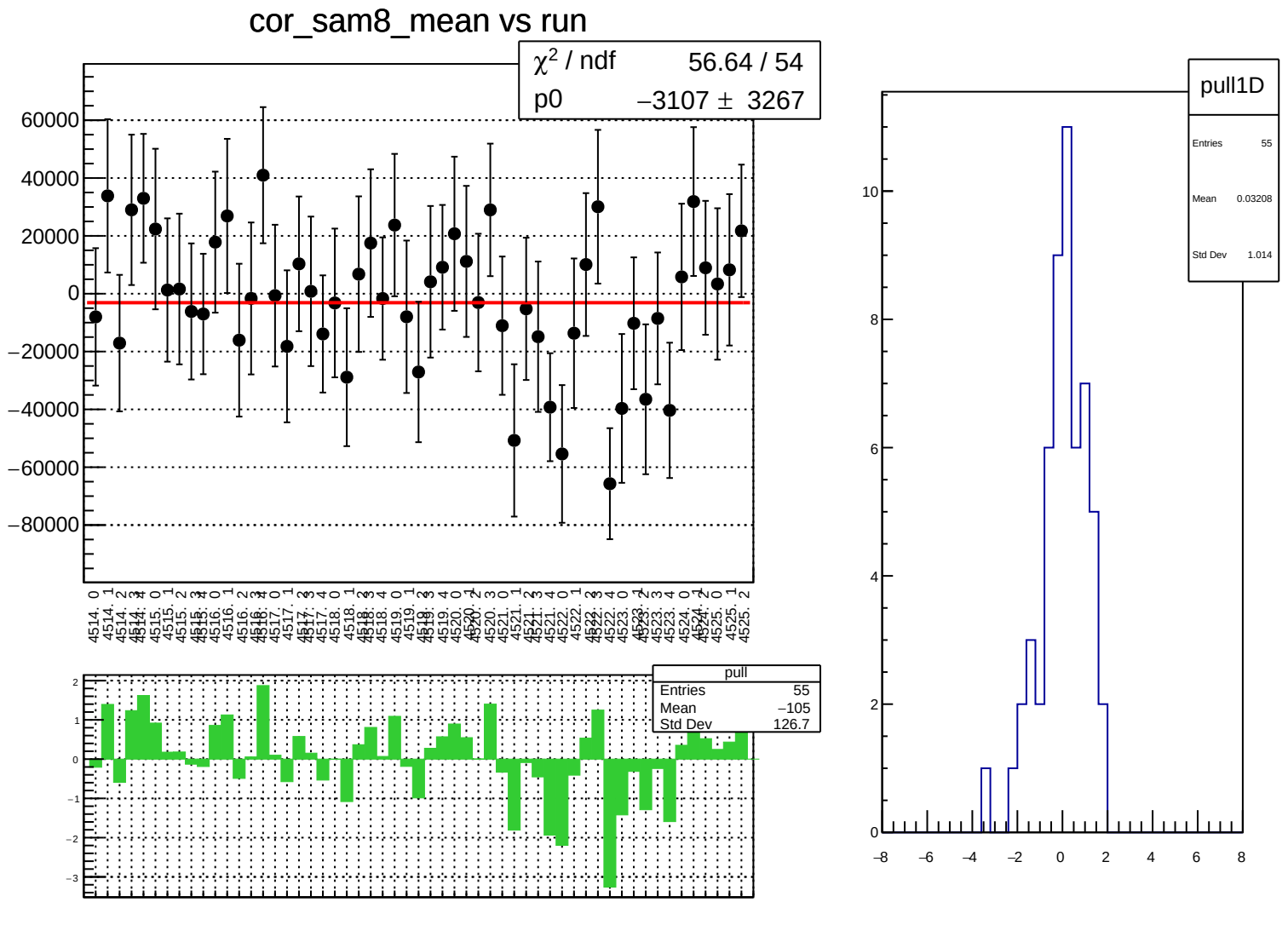
cor_sam8_mean vs run
χ² / ndf 56.64 / 54
p0 −3107 ± 3267
pull
Entries 55
Mean −105
Std Dev 126.7
pull1D
Entries 55
Mean 0.03208
Std Dev 1.014

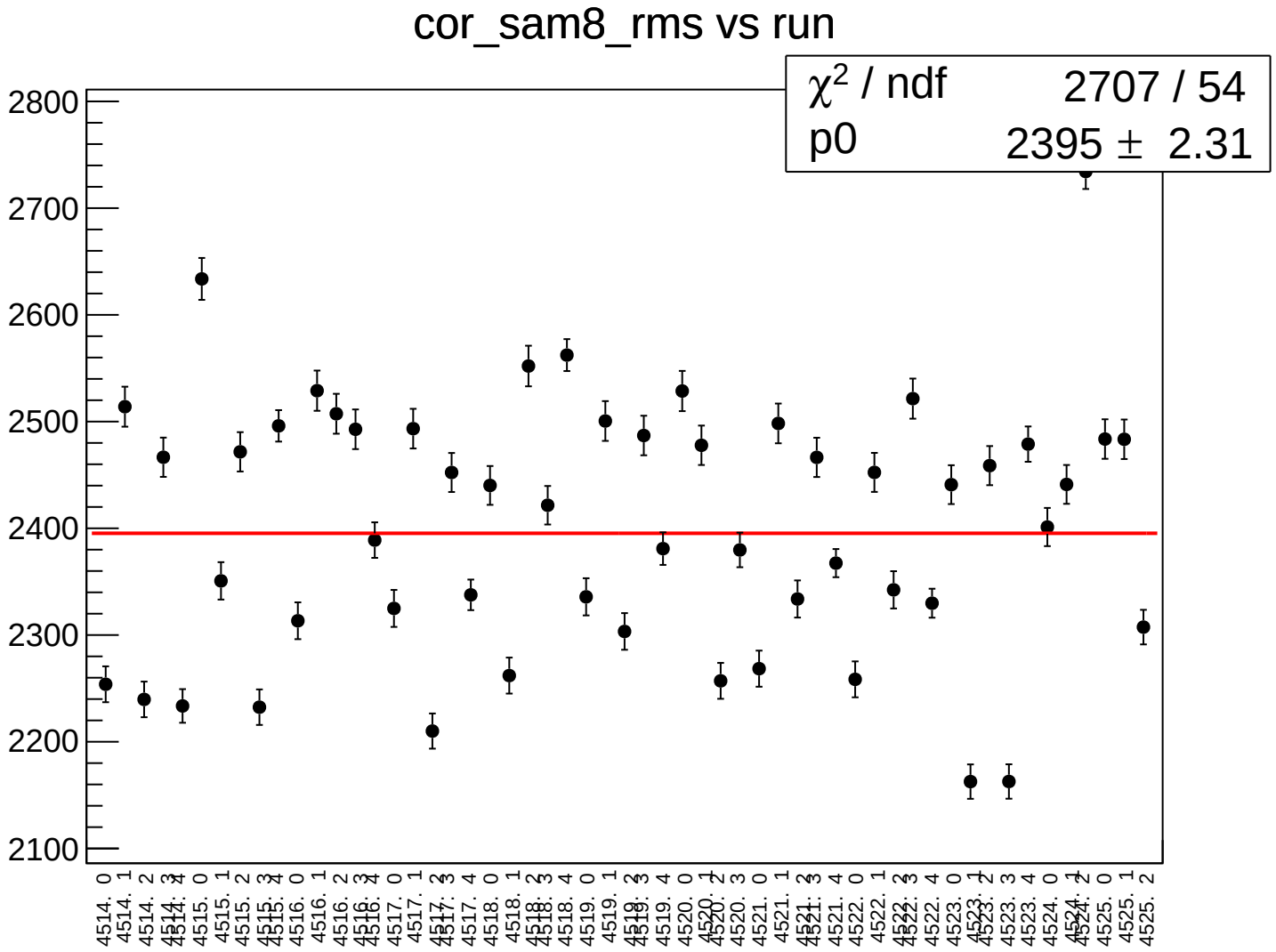
cor_sam8_rms vs run
χ² / ndf 2707 / 54
p0 2395 ± 2.31
2800
2700
2600
2500
2400
2300
2200
2100
4514. 0
4514. 1
4514. 2
4514. 3
4514. 4
4515. 0
4515. 1
4515. 2
4515. 3
4515. 4
4516. 0
4516. 1
4516. 2
4516. 3
4516. 4
4517. 0
4517. 1
4517. 2
4517. 3
4517. 4
4518. 0
4518. 1
4518. 2
4518. 3
4518. 4
4519. 0
4519. 1
4519. 2
4519. 3
4519. 4
4520. 0
4520. 1
4520. 2
4520. 3
4521. 0
4521. 1
4521. 2
4521. 3
4521. 4
4522. 0
4522. 1
4522. 2
4522. 3
4522. 4
4523. 0
4523. 1
4523. 2
4523. 3
4523. 4
4524. 0
4524. 1
4524. 2
4525. 0
4525. 1
4525. 2

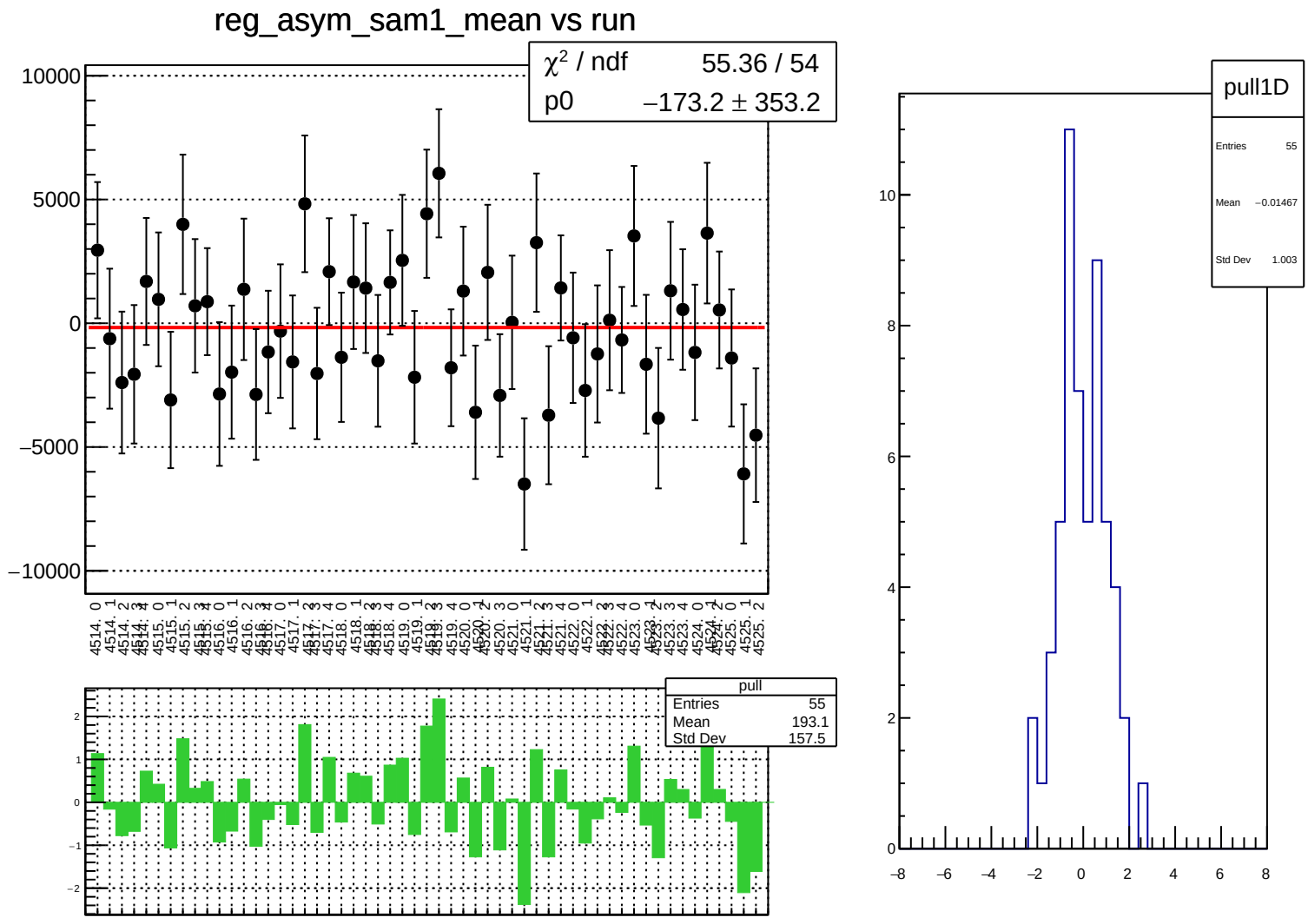
reg_asym_sam1_mean vs run
χ² / ndf 55.36 / 54
p0 −173.2 ± 353.2
10000
5000
0
−5000
−10000
pull
Entries 55
Mean 193.1
Std Dev 157.5
pull1D
Entries 55
Mean −0.01467
Std Dev 1.003

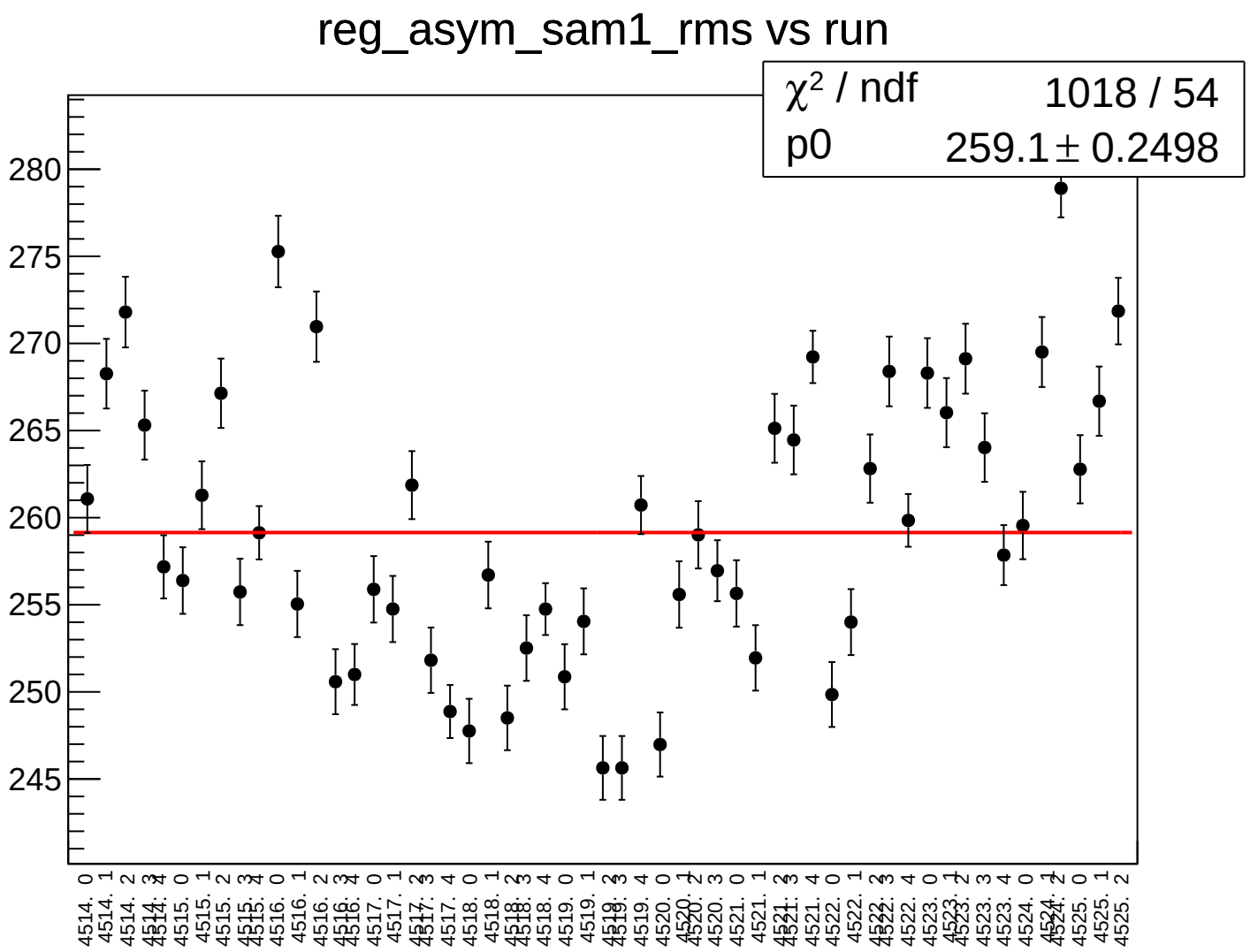
reg_asym_sam1_rms vs run
χ² / ndf 1018 / 54
p0 259.1 ± 0.2498
280
275
270
265
260
255
250
245
4514. 0
4514. 1
4514. 2
4514. 3
4514. 4
4515. 0
4515. 1
4515. 2
4515. 3
4515. 4
4516. 0
4516. 1
4516. 2
4516. 3
4516. 4
4517. 0
4517. 1
4517. 2
4517. 3
4517. 4
4518. 0
4518. 1
4518. 2
4518. 3
4518. 4
4519. 0
4519. 1
4519. 2
4519. 3
4519. 4
4520. 0
4520. 1
4520. 2
4520. 3
4521. 0
4521. 1
4521. 2
4521. 3
4521. 4
4522. 0
4522. 1
4522. 2
4522. 3
4522. 4
4523. 0
4523. 1
4523. 2
4523. 3
4523. 4
4524. 0
4524. 1
4524. 2
4525. 0
4525. 1
4525. 2

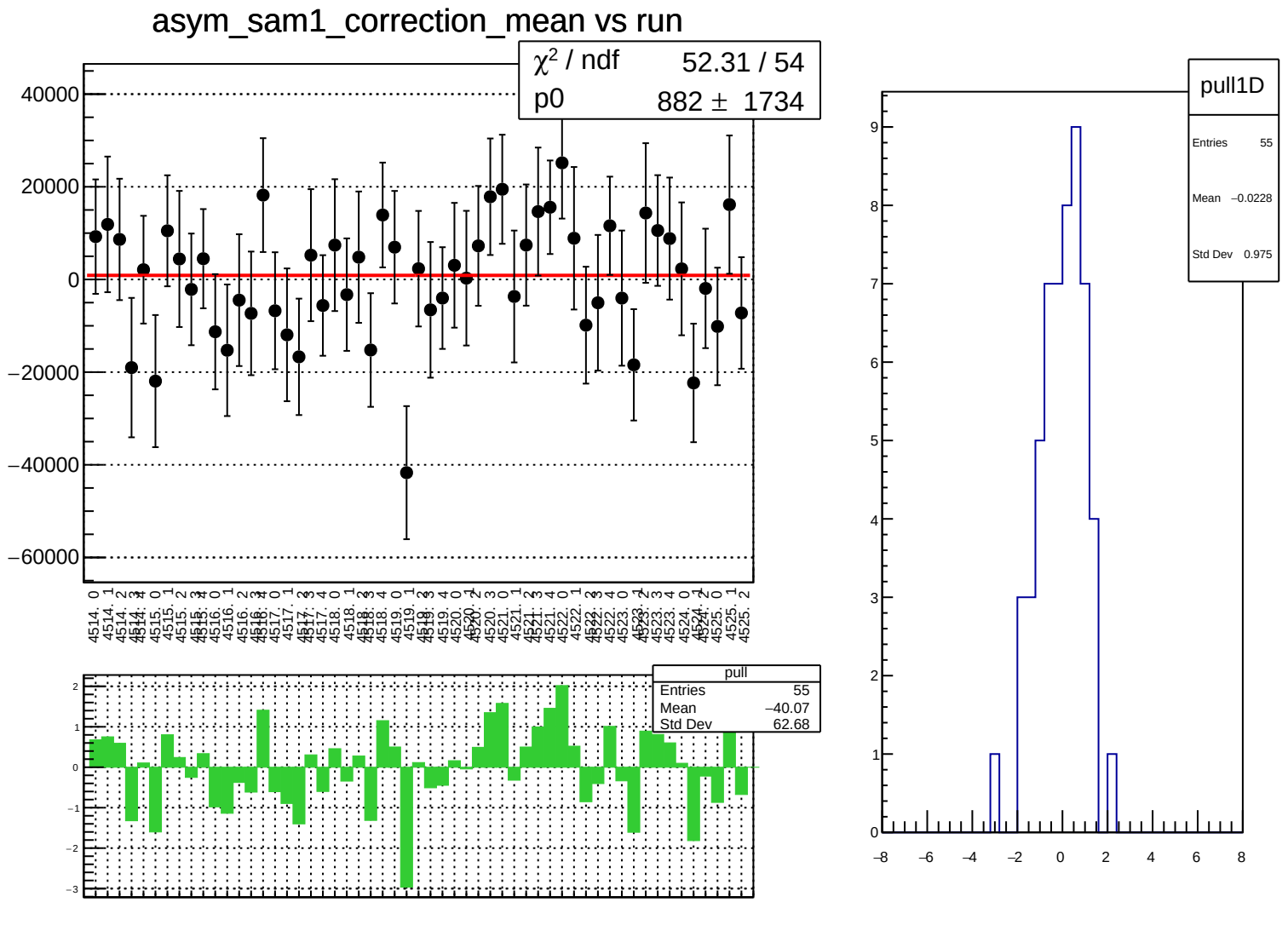
asym_sam1_correction_mean vs run
χ² / ndf 52.31 / 54
p0 882 ± 1734
pull
Entries 55
Mean −40.07
Std Dev 62.68
pull1D
Entries 55
Mean −0.0228
Std Dev 0.975

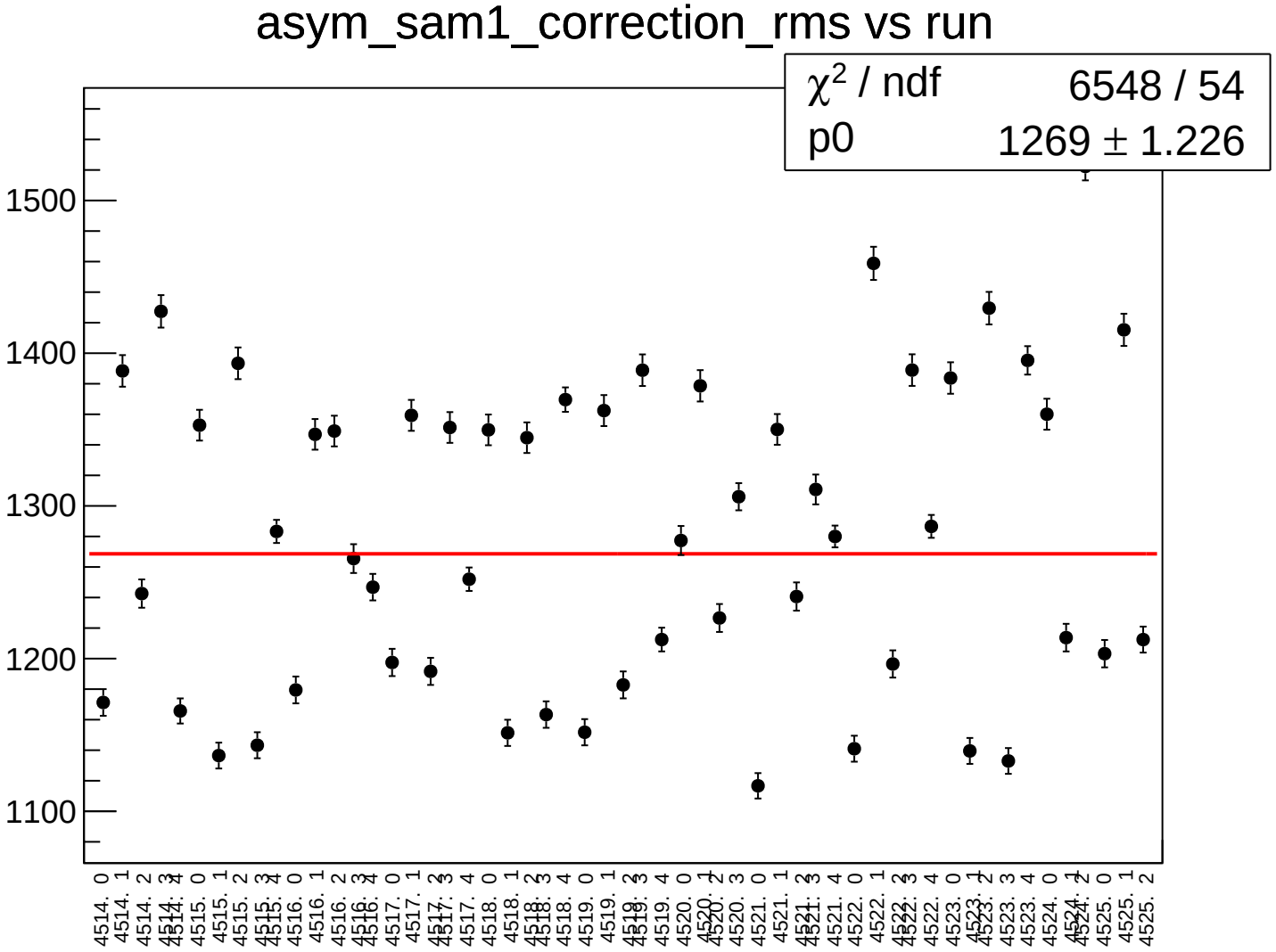
asym_sam1_correction_rms vs run
χ2 / ndf 6548 / 54
p0 1269 ± 1.226
1500
1400
1300
1200
1100
4514. 0
4514. 1
4514. 2
4514. 3
4514. 4
4515. 0
4515. 1
4515. 2
4515. 3
4515. 4
4516. 0
4516. 1
4516. 2
4516. 3
4516. 4
4517. 0
4517. 1
4517. 2
4517. 3
4517. 4
4518. 0
4518. 1
4518. 2
4518. 3
4518. 4
4519. 0
4519. 1
4519. 2
4519. 3
4519. 4
4520. 0
4520. 1
4520. 2
4520. 3
4521. 0
4521. 1
4521. 2
4521. 3
4521. 4
4522. 0
4522. 1
4522. 2
4522. 3
4522. 4
4523. 0
4523. 1
4523. 2
4523. 3
4523. 4
4524. 0
4524. 1
4524. 2
4525. 0
4525. 1
4525. 2

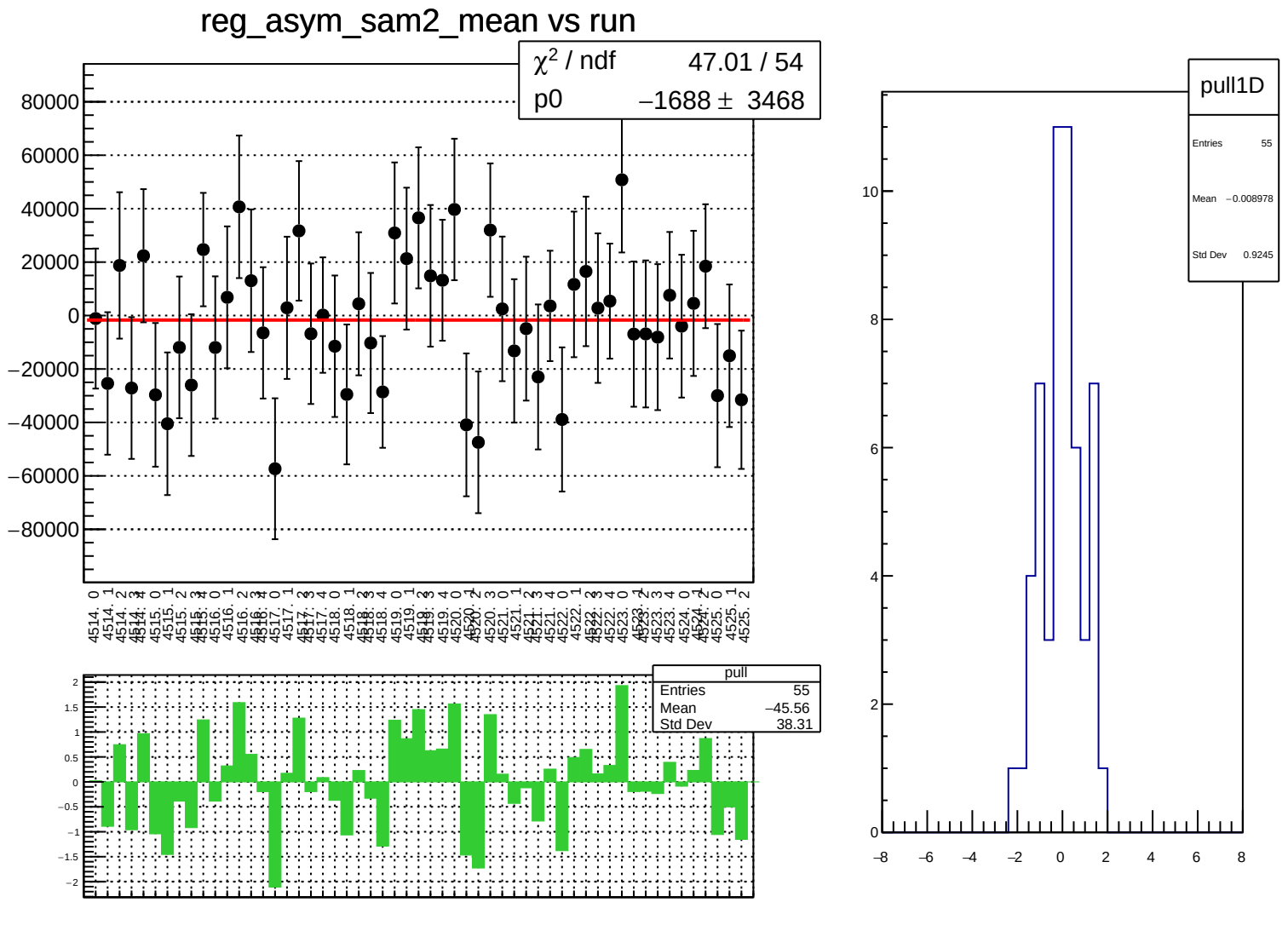
reg_asym_sam2_mean vs run
χ² / ndf 47.01 / 54
p0 −1688 ± 3468
80000
60000
40000
20000
0
−20000
−40000
−60000
−80000
pull
Entries 55
Mean −45.56
Std Dev 38.31
2
1.5
1
0.5
0
−0.5
−1
−1.5
−2
pull1D
Entries 55
Mean −0.008978
Std Dev 0.9245
10
8
6
4
2
0
−8
−6
−4
−2
0
2
4
6
8

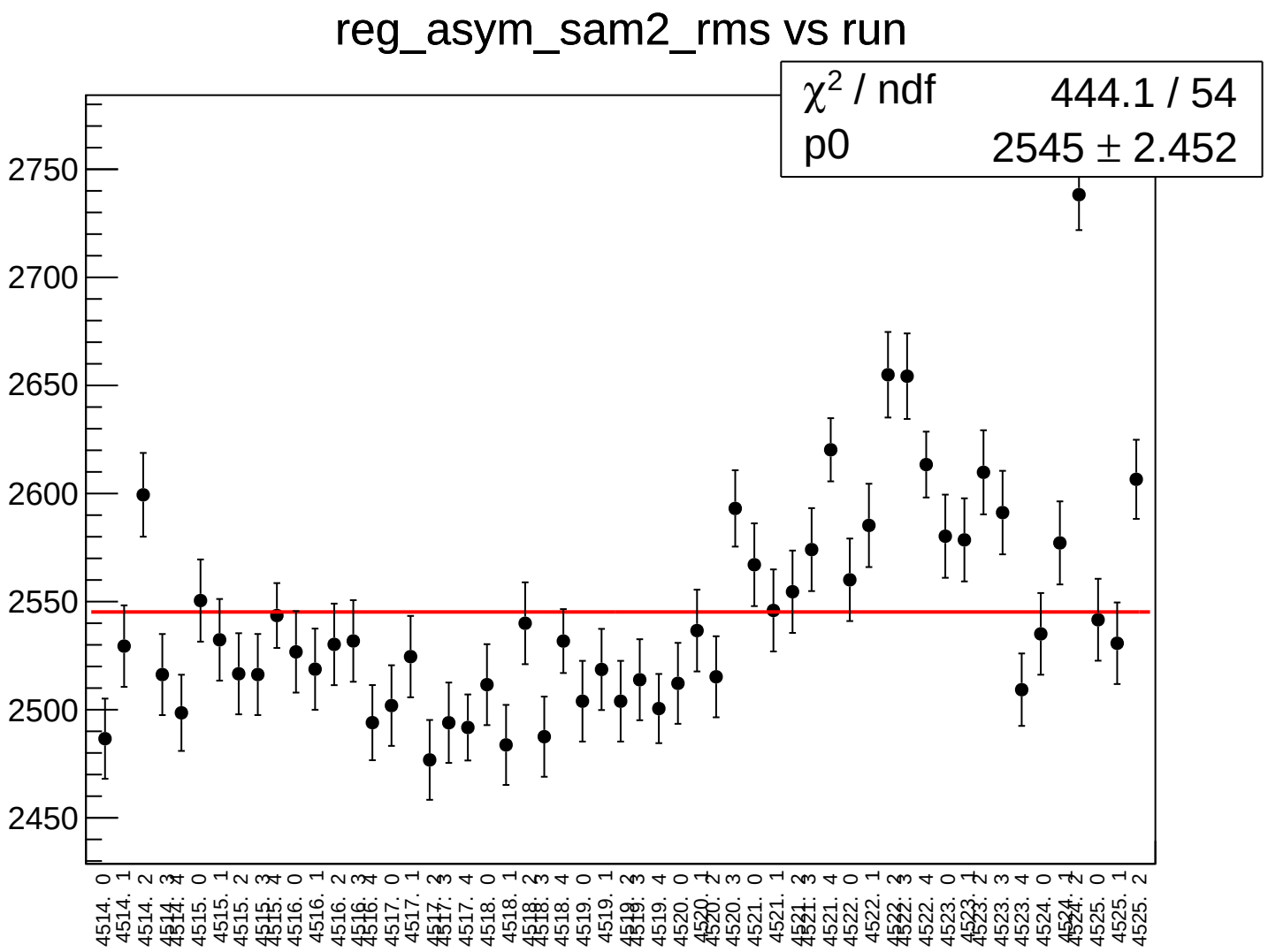
reg_asym_sam2_rms vs run
χ2 / ndf 444.1 / 54
p0 2545 ± 2.452
2750
2700
2650
2600
2550
2500
2450
4514. 0
4514. 1
4514. 2
4514. 3
4514. 4
4515. 0
4515. 1
4515. 2
4515. 3
4515. 4
4516. 0
4516. 1
4516. 2
4516. 3
4516. 4
4517. 0
4517. 1
4517. 2
4517. 3
4517. 4
4518. 0
4518. 1
4518. 2
4518. 3
4518. 4
4519. 0
4519. 1
4519. 2
4519. 3
4519. 4
4520. 0
4520. 1
4520. 2
4520. 3
4521. 0
4521. 1
4521. 2
4521. 3
4521. 4
4522. 0
4522. 1
4522. 2
4522. 3
4522. 4
4523. 0
4523. 1
4523. 2
4523. 3
4523. 4
4524. 0
4524. 1
4524. 2
4525. 0
4525. 1
4525. 2

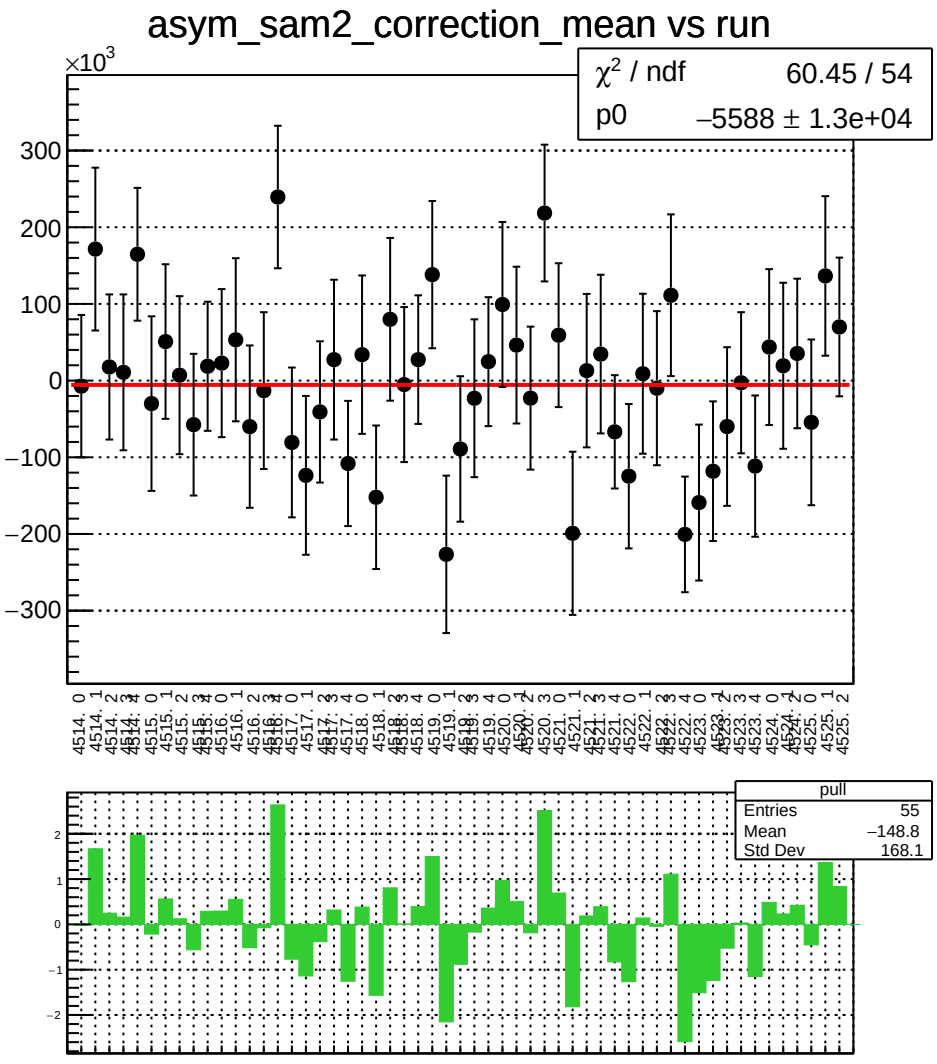
asym_sam2_correction_mean vs run
×10^3
χ² / ndf 60.45 / 54
p0 −5588 ± 1.3e+04
300
200
100
0
−100
−200
−300
pull
Entries 55
Mean −148.8
Std Dev 168.1
2
1
0
−1
−2

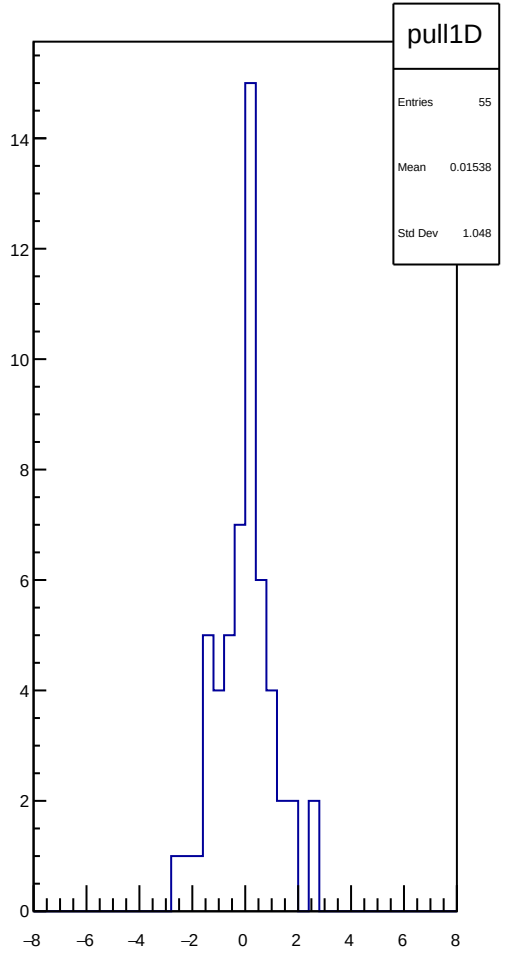
pull1D
Entries 55
Mean 0.01538
Std Dev 1.048
14
12
10
8
6
4
2
0
−8
−6
−4
−2
0
2
4
6
8

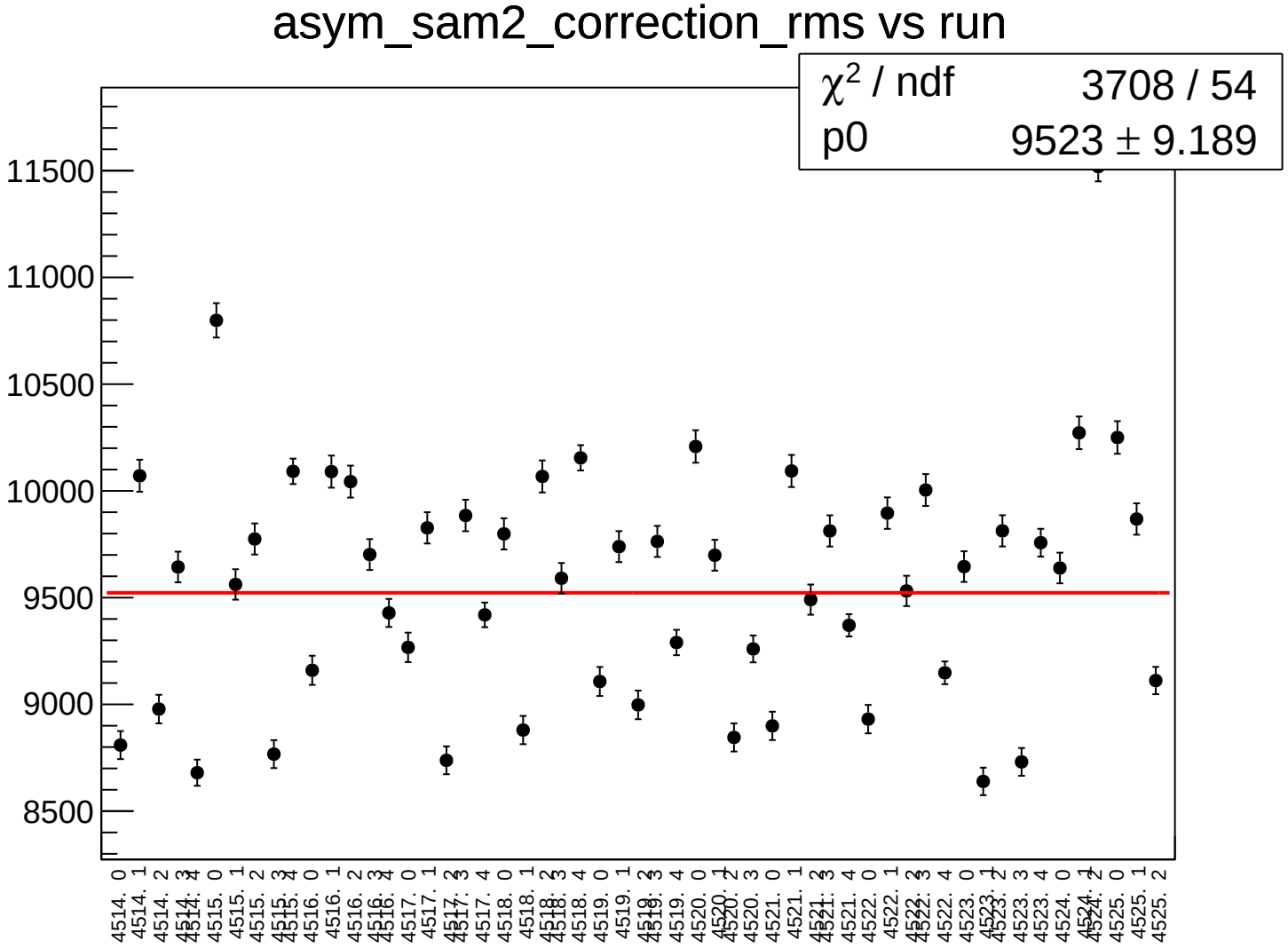
asym_sam2_correction_rms vs run
χ2 / ndf 3708 / 54
p0 9523 ± 9.189
11500
11000
10500
10000
9500
9000
8500
4514. 0
4514. 1
4514. 2
4514. 3
4514. 4
4515. 0
4515. 1
4515. 2
4515. 3
4515. 4
4516. 0
4516. 1
4516. 2
4516. 3
4516. 4
4517. 0
4517. 1
4517. 2
4517. 3
4517. 4
4518. 0
4518. 1
4518. 2
4518. 3
4518. 4
4519. 0
4519. 1
4519. 2
4519. 3
4519. 4
4520. 0
4520. 1
4520. 2
4520. 3
4521. 0
4521. 1
4521. 2
4521. 3
4521. 4
4522. 0
4522. 1
4522. 2
4522. 3
4522. 4
4523. 0
4523. 1
4523. 2
4523. 3
4523. 4
4524. 0
4524. 1
4524. 2
4525. 0
4525. 1
4525. 2

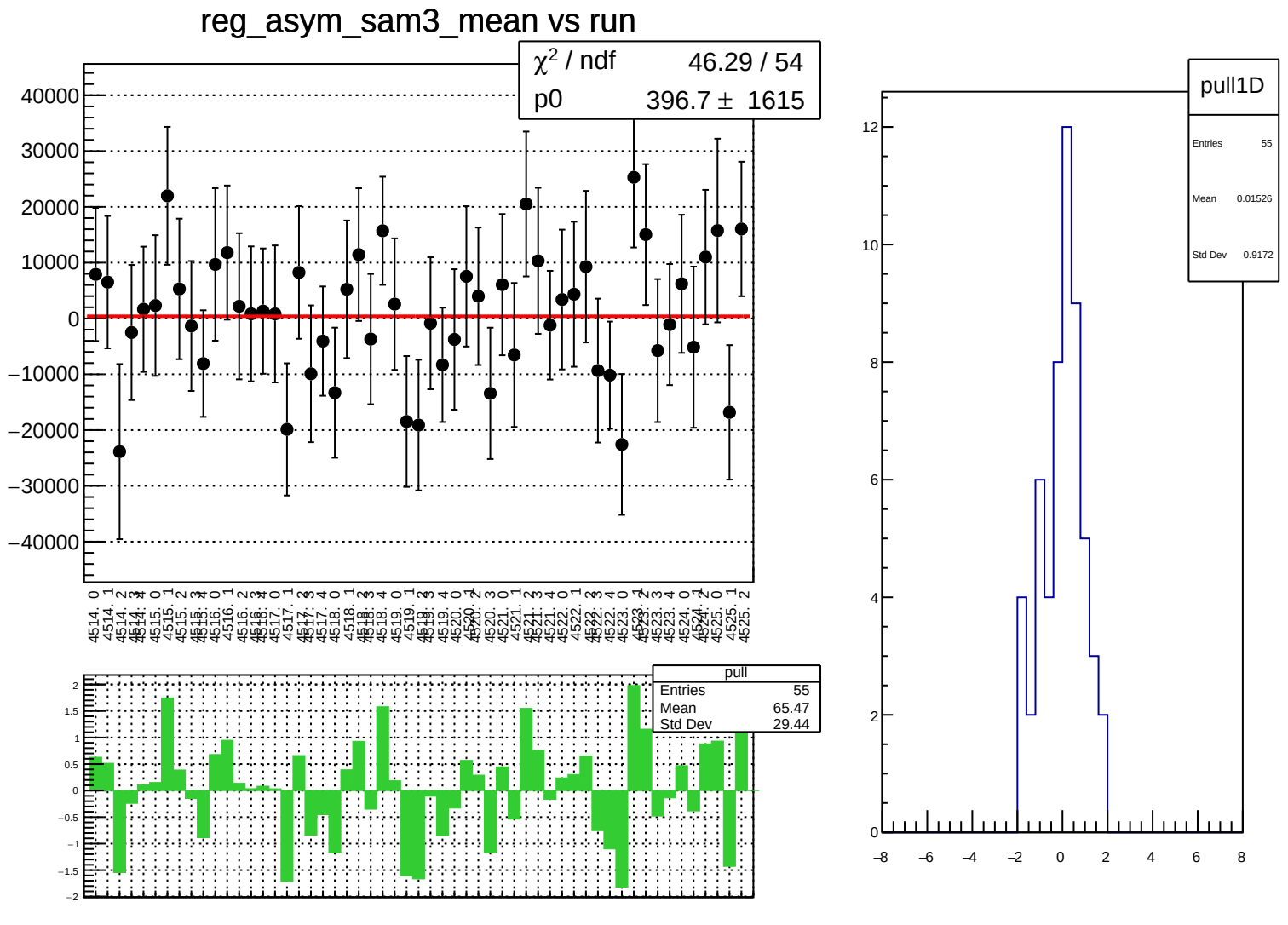
reg_asym_sam3_mean vs run
χ² / ndf 46.29 / 54
p0 396.7 ± 1615
pull
Entries 55
Mean 65.47
Std Dev 29.44
pull1D
Entries 55
Mean 0.01526
Std Dev 0.9172

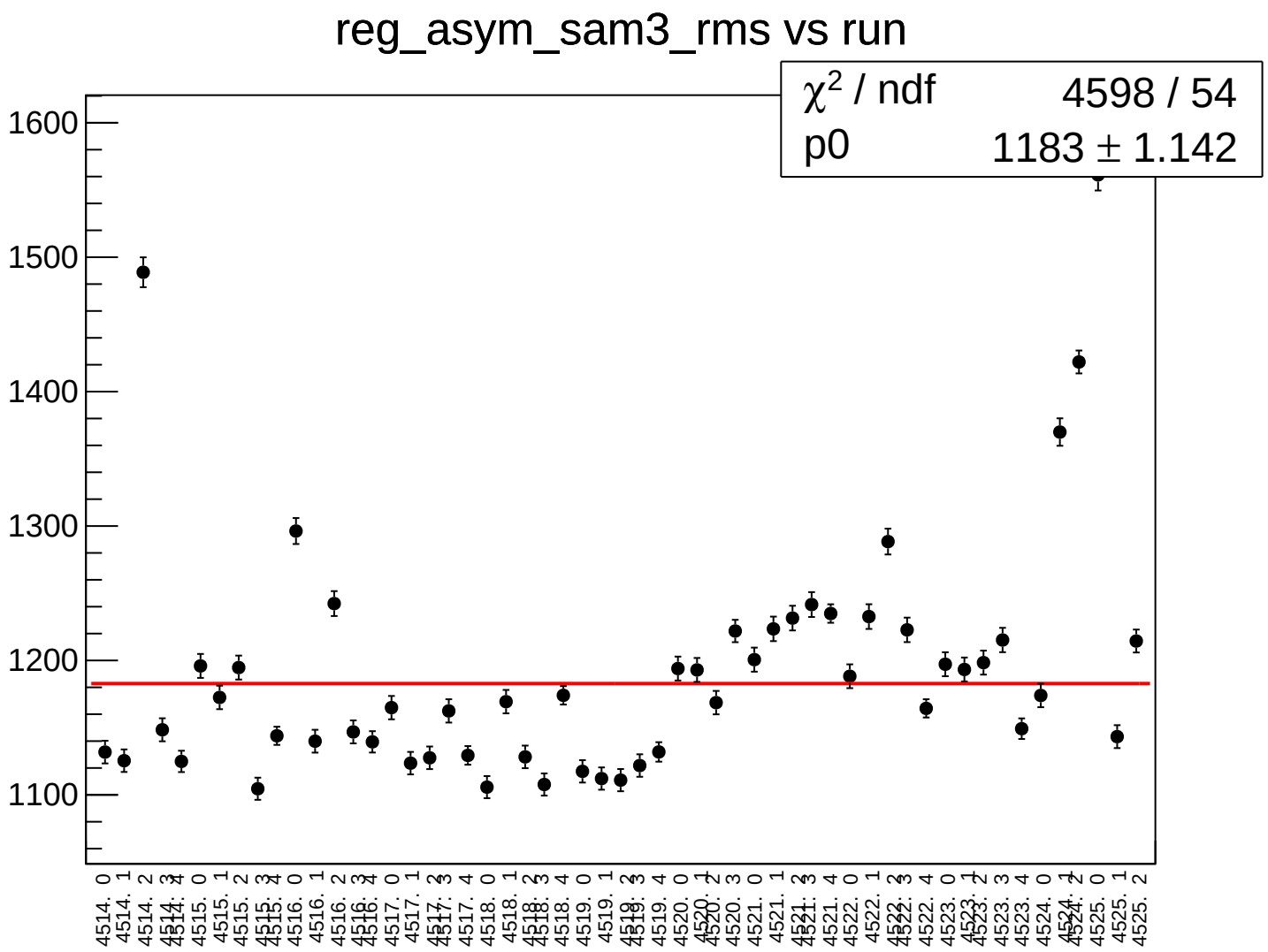
reg_asym_sam3_rms vs run
χ2 / ndf 4598 / 54
p0 1183 ± 1.142
1600
1500
1400
1300
1200
1100
4514. 0
4514. 1
4514. 2
4514. 3
4514. 4
4515. 0
4515. 1
4515. 2
4515. 3
4515. 4
4516. 0
4516. 1
4516. 2
4516. 3
4516. 4
4517. 0
4517. 1
4517. 2
4517. 3
4517. 4
4518. 0
4518. 1
4518. 2
4518. 3
4518. 4
4519. 0
4519. 1
4519. 2
4519. 3
4519. 4
4520. 0
4520. 1
4520. 2
4520. 3
4521. 0
4521. 1
4521. 2
4521. 3
4521. 4
4522. 0
4522. 1
4522. 2
4522. 3
4522. 4
4523. 0
4523. 1
4523. 2
4523. 3
4523. 4
4524. 0
4524. 1
4524. 2
4525. 0
4525. 1
4525. 2

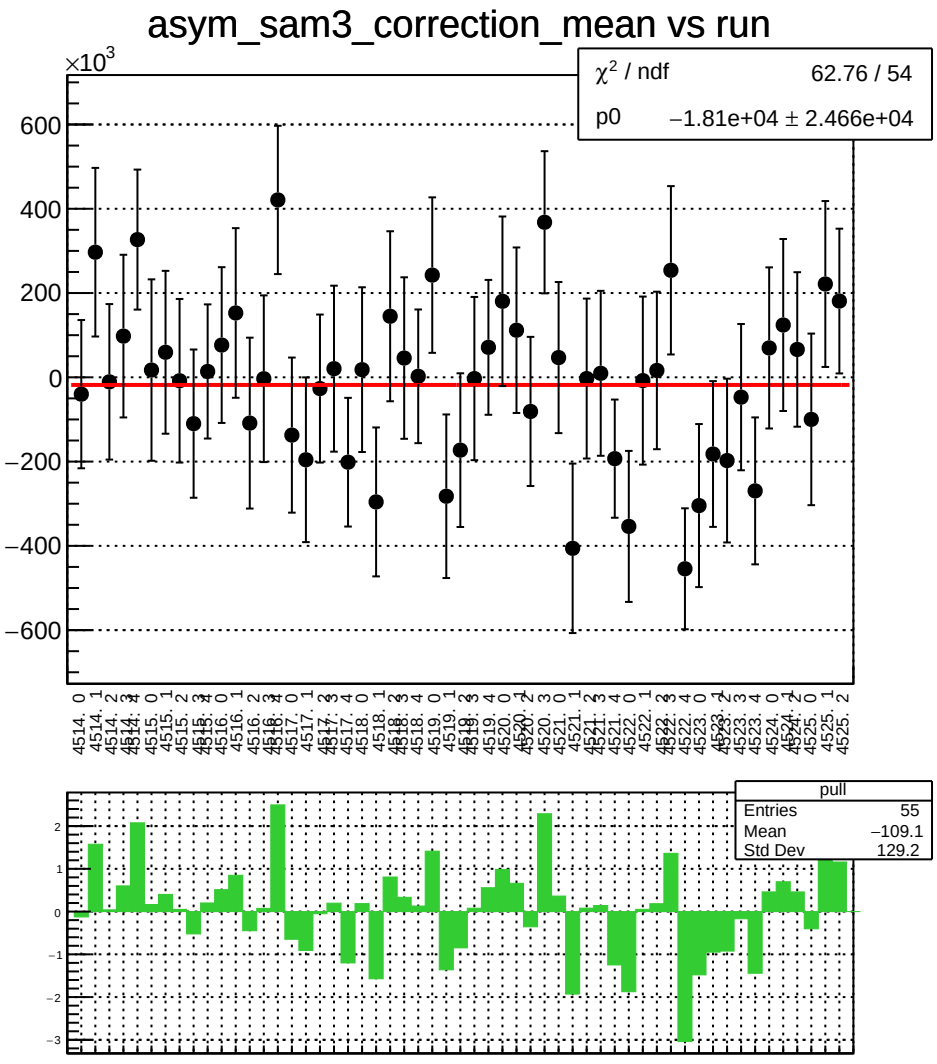
asym_sam3_correction_mean vs run
×10^3
χ² / ndf 62.76 / 54
p0 −1.81e+04 ± 2.466e+04
pull
Entries 55
Mean −109.1
Std Dev 129.2

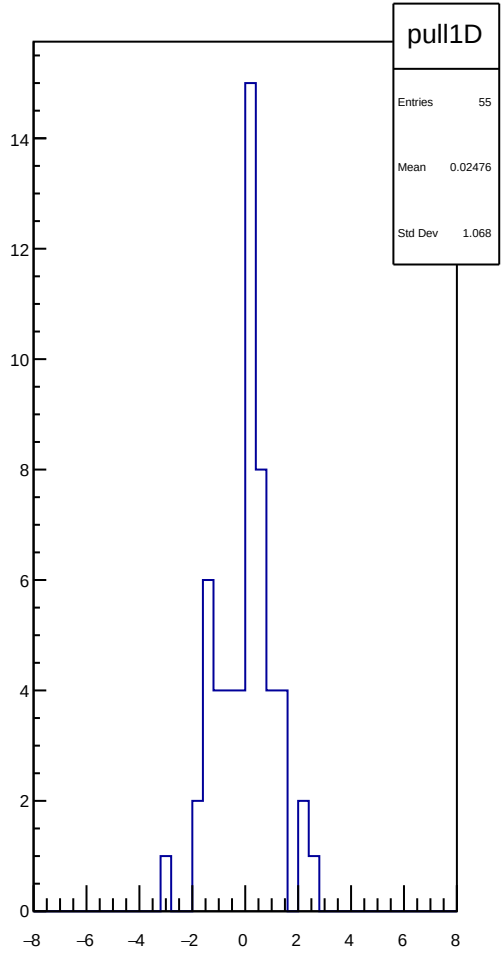
pull1D
Entries 55
Mean 0.02476
Std Dev 1.068

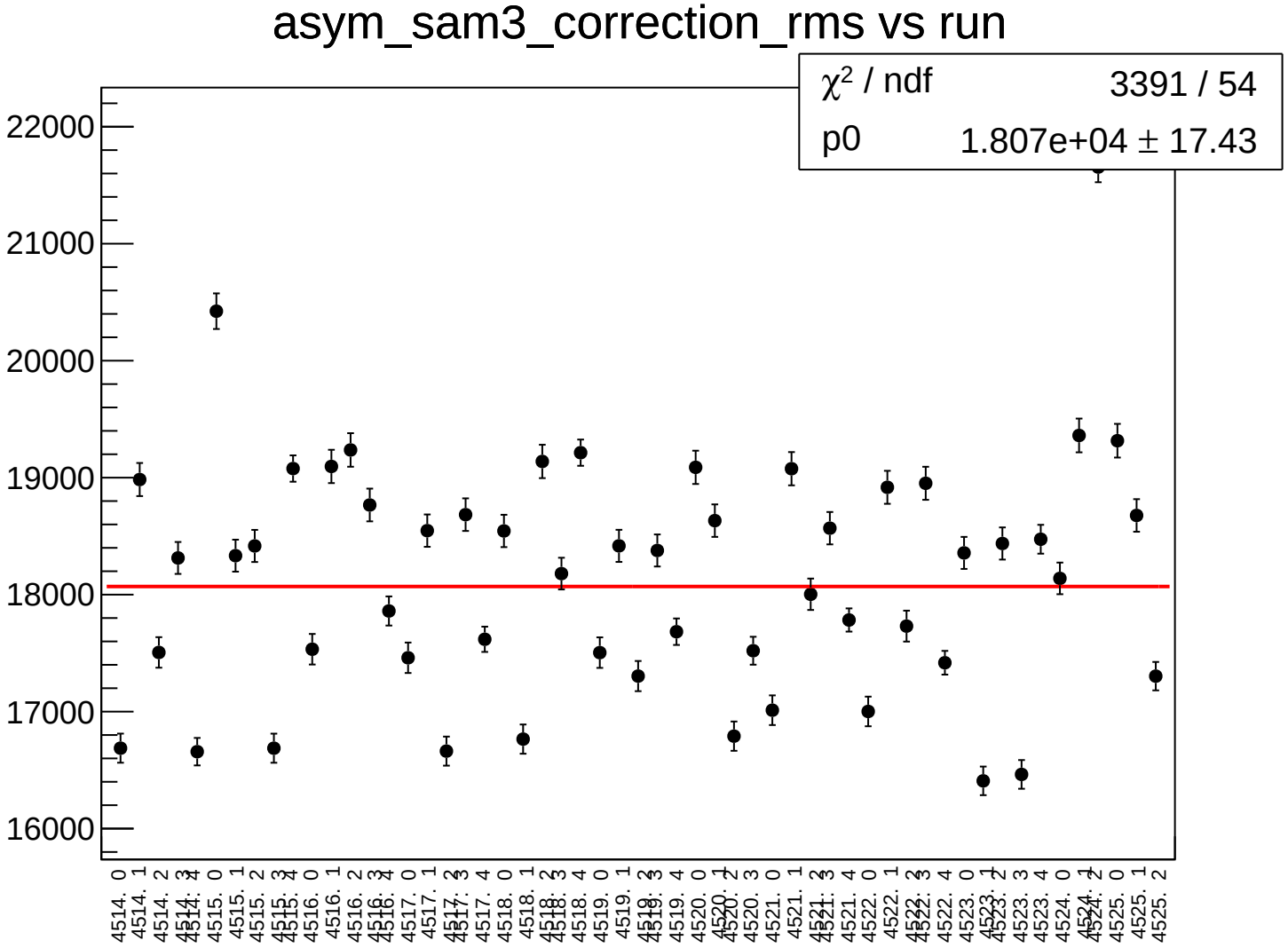
asym_sam3_correction_rms vs run
χ2 / ndf 3391 / 54
p0 1.807e+04 ± 17.43
22000
21000
20000
19000
18000
17000
16000
4514. 0
4514. 1
4514. 2
4514. 3
4514. 4
4515. 0
4515. 1
4515. 2
4515. 3
4515. 4
4516. 0
4516. 1
4516. 2
4516. 3
4516. 4
4517. 0
4517. 1
4517. 2
4517. 3
4517. 4
4518. 0
4518. 1
4518. 2
4518. 3
4518. 4
4519. 0
4519. 1
4519. 2
4519. 3
4519. 4
4520. 0
4520. 1
4520. 2
4520. 3
4521. 0
4521. 1
4521. 2
4521. 3
4521. 4
4522. 0
4522. 1
4522. 2
4522. 3
4522. 4
4523. 0
4523. 1
4523. 2
4523. 3
4523. 4
4524. 0
4524. 1
4524. 2
4525. 0
4525. 1
4525. 2

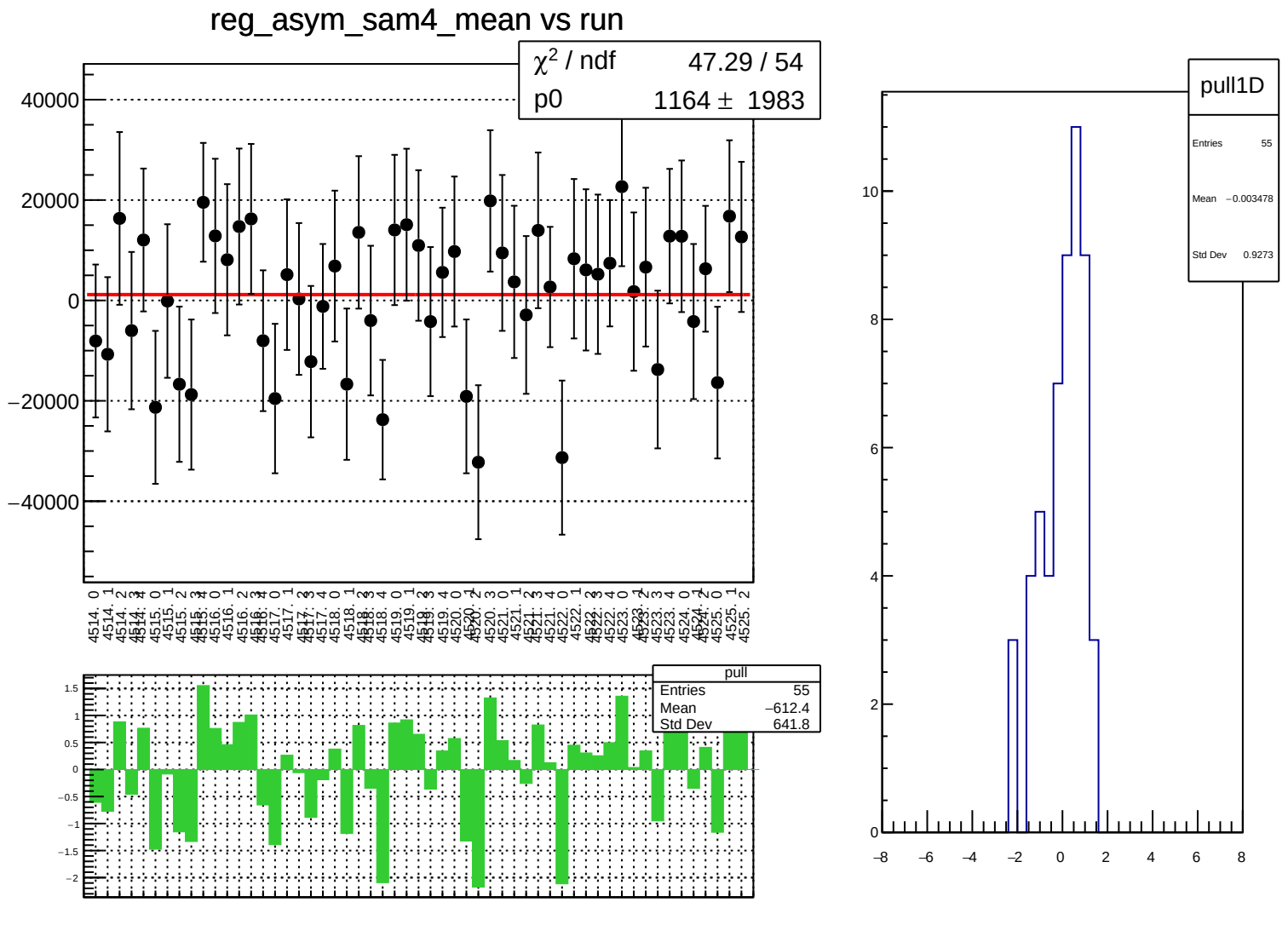
reg_asym_sam4_mean vs run
χ² / ndf 47.29 / 54
p0 1164 ± 1983
40000
20000
0
−20000
−40000
pull
Entries 55
Mean −612.4
Std Dev 641.8
1.5
1
0.5
0
−0.5
−1
−1.5
−2
pull1D
Entries 55
Mean −0.003478
Std Dev 0.9273
10
8
6
4
2
0
−8
−6
−4
−2
0
2
4
6
8

reg_asym_sam4_rms vs run

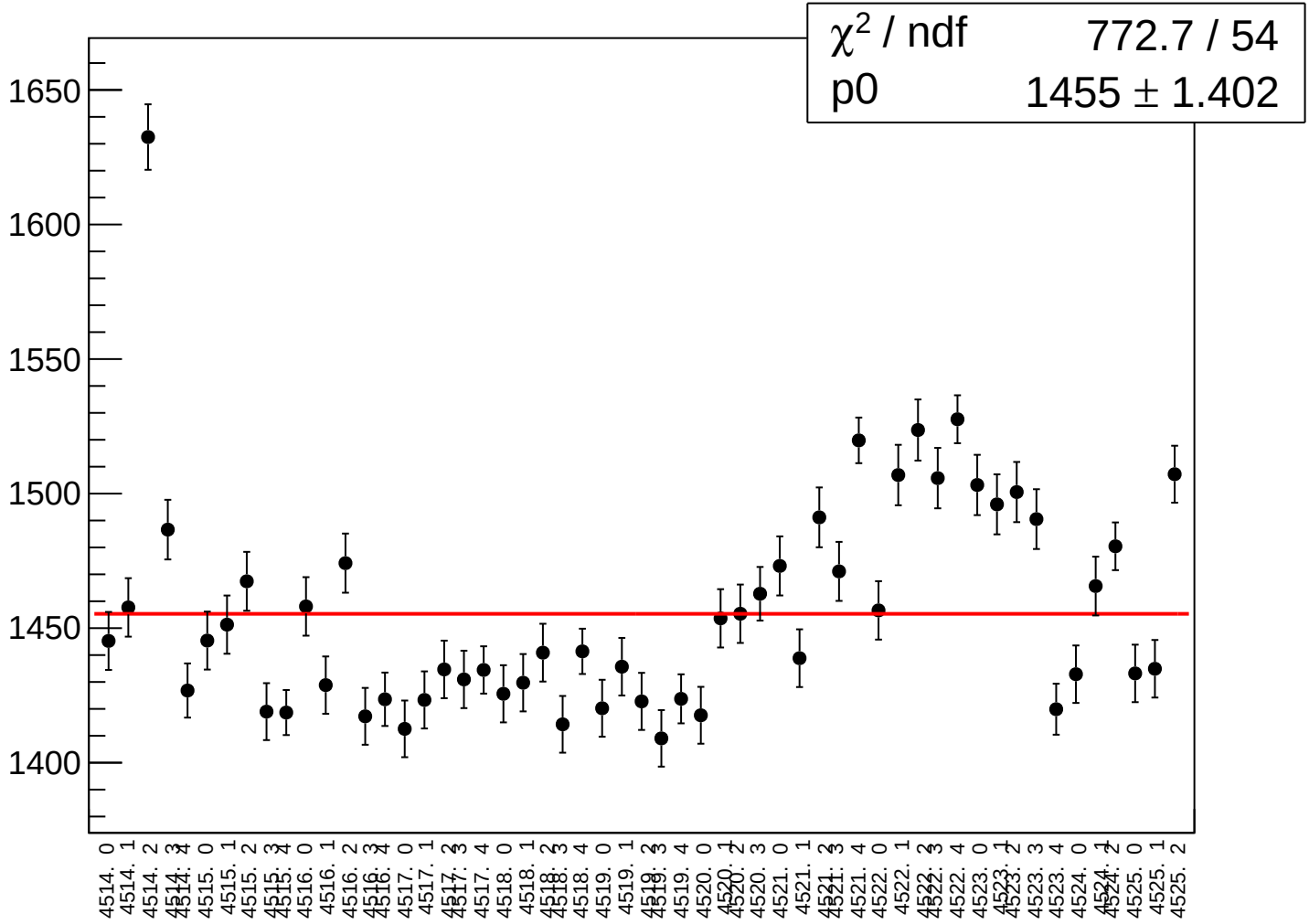

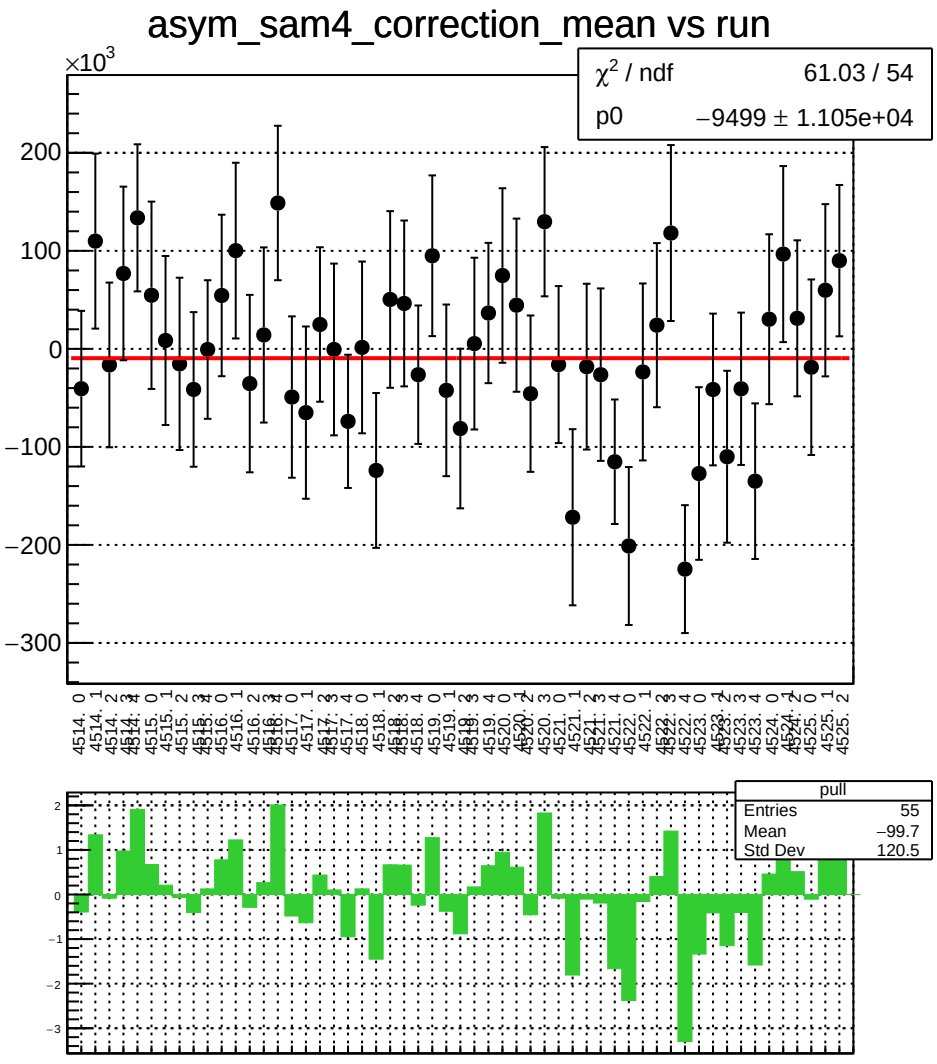
asym_sam4_correction_mean vs run
×10^3
χ² / ndf 61.03 / 54
p0 −9499 ± 1.105e+04
pull
Entries 55
Mean −99.7
Std Dev 120.5

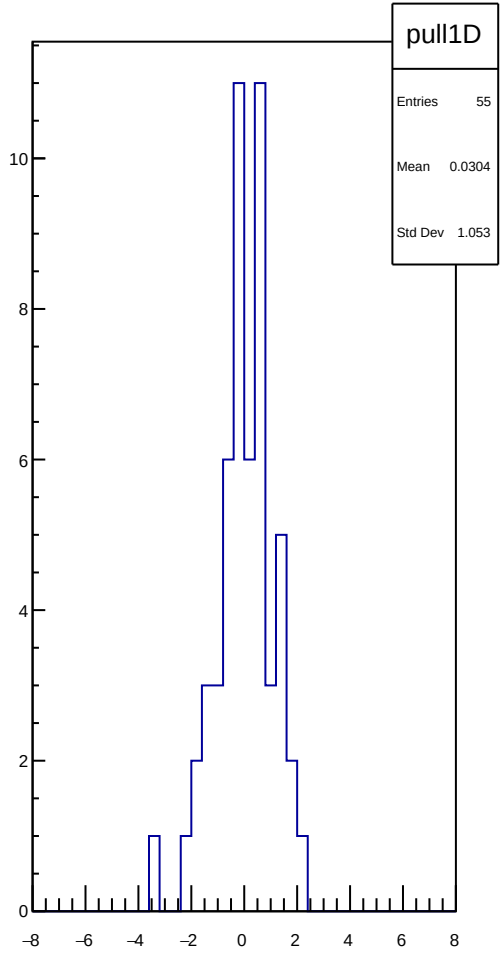
pull1D
Entries 55
Mean 0.0304
Std Dev 1.053

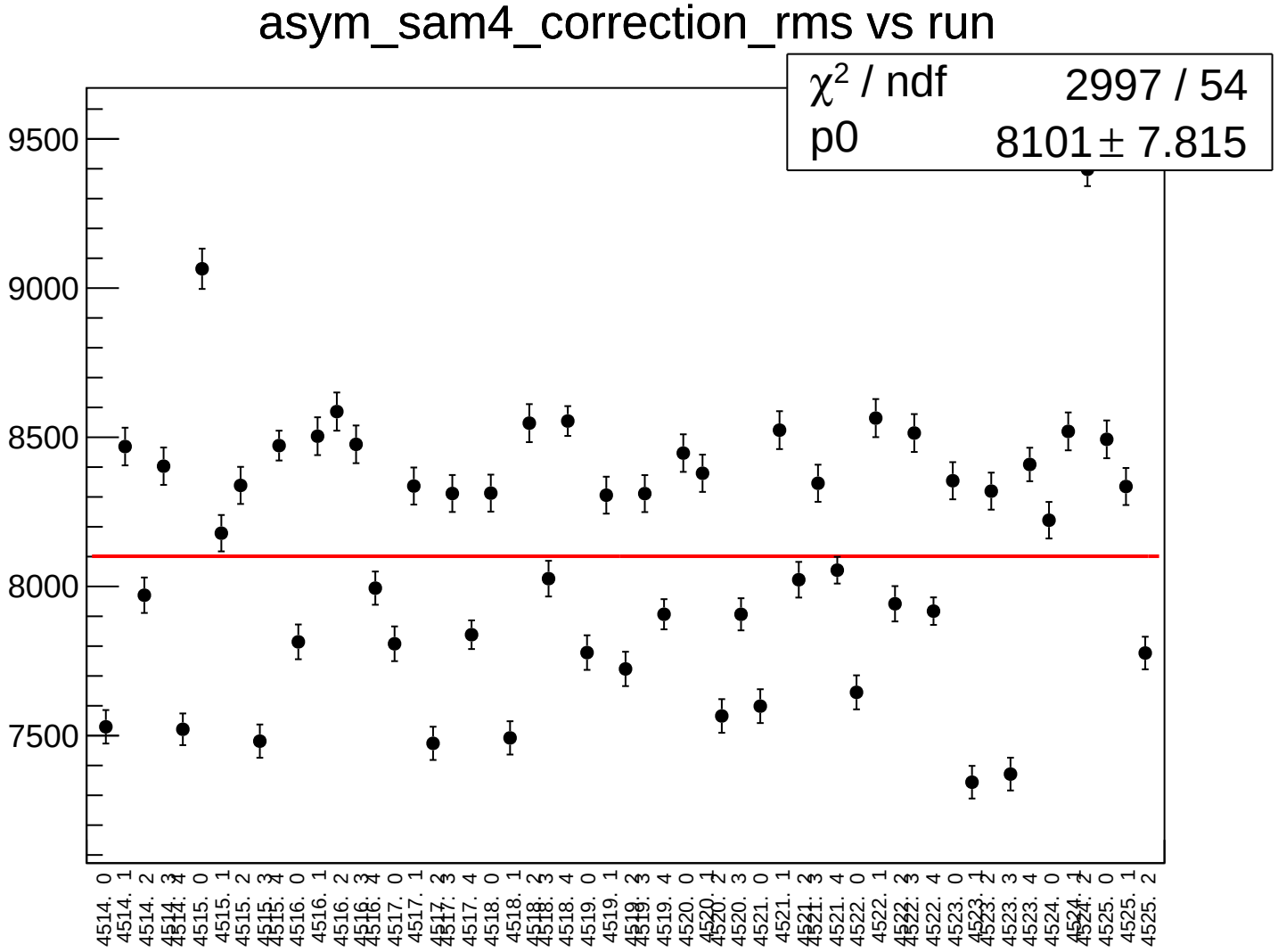
asym_sam4_correction_rms vs run
χ^2 / ndf 2997 / 54
p0 8101 ± 7.815
9500
9000
8500
8000
7500
4514. 0
4514. 1
4514. 2
4514. 3
4514. 4
4515. 0
4515. 1
4515. 2
4515. 3
4515. 4
4516. 0
4516. 1
4516. 2
4516. 3
4516. 4
4517. 0
4517. 1
4517. 2
4517. 3
4517. 4
4518. 0
4518. 1
4518. 2
4518. 3
4518. 4
4519. 0
4519. 1
4519. 2
4519. 3
4519. 4
4520. 0
4520. 1
4520. 2
4520. 3
4521. 0
4521. 1
4521. 2
4521. 3
4521. 4
4522. 0
4522. 1
4522. 2
4522. 3
4522. 4
4523. 0
4523. 1
4523. 2
4523. 3
4523. 4
4524. 0
4524. 1
4524. 2
4525. 0
4525. 1
4525. 2

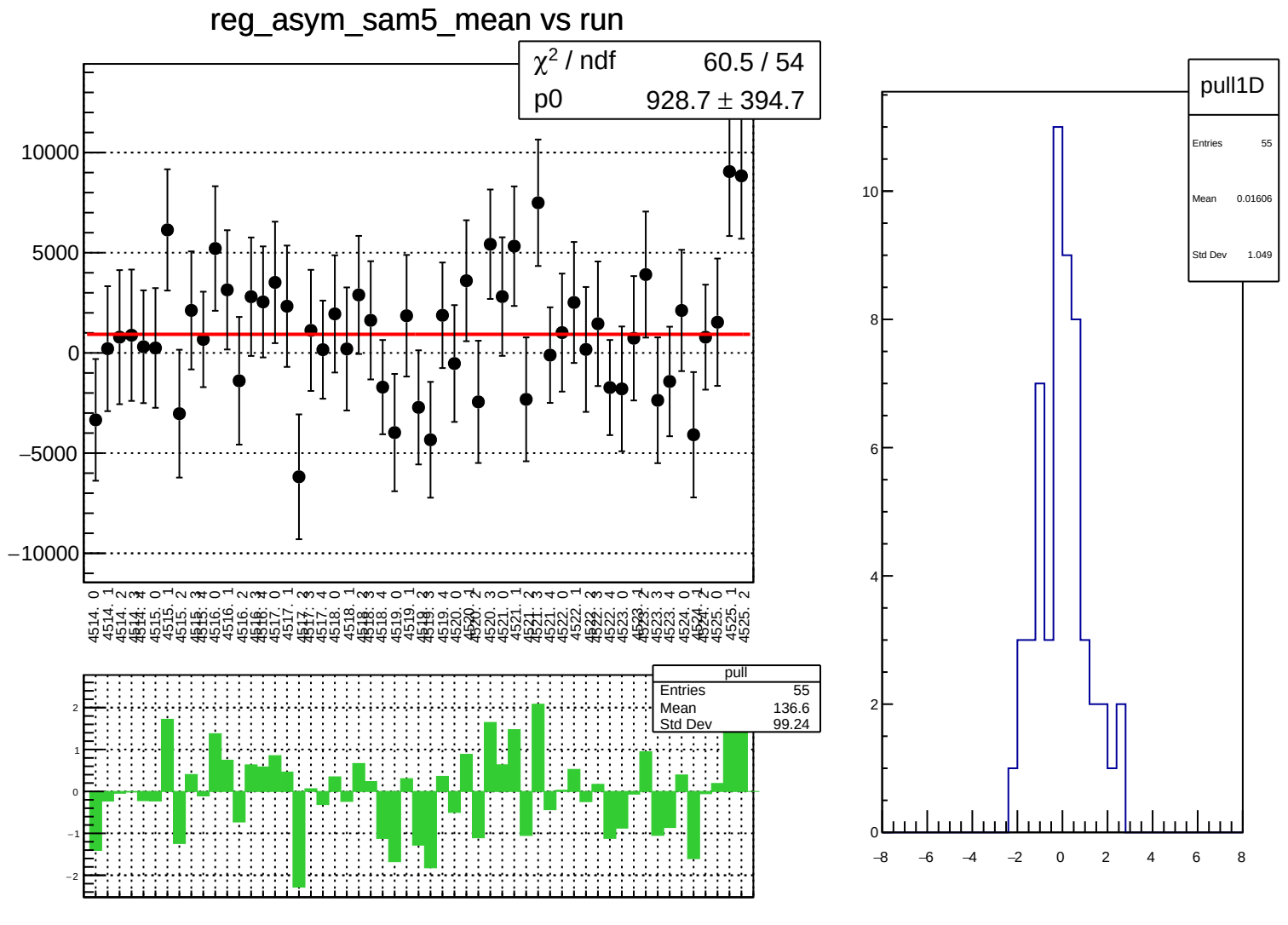
reg_asym_sam5_mean vs run
χ² / ndf 60.5 / 54
p0 928.7 ± 394.7
pull
Entries 55
Mean 136.6
Std Dev 99.24
pull1D
Entries 55
Mean 0.01606
Std Dev 1.049

reg_asym_sam5_rms vs run

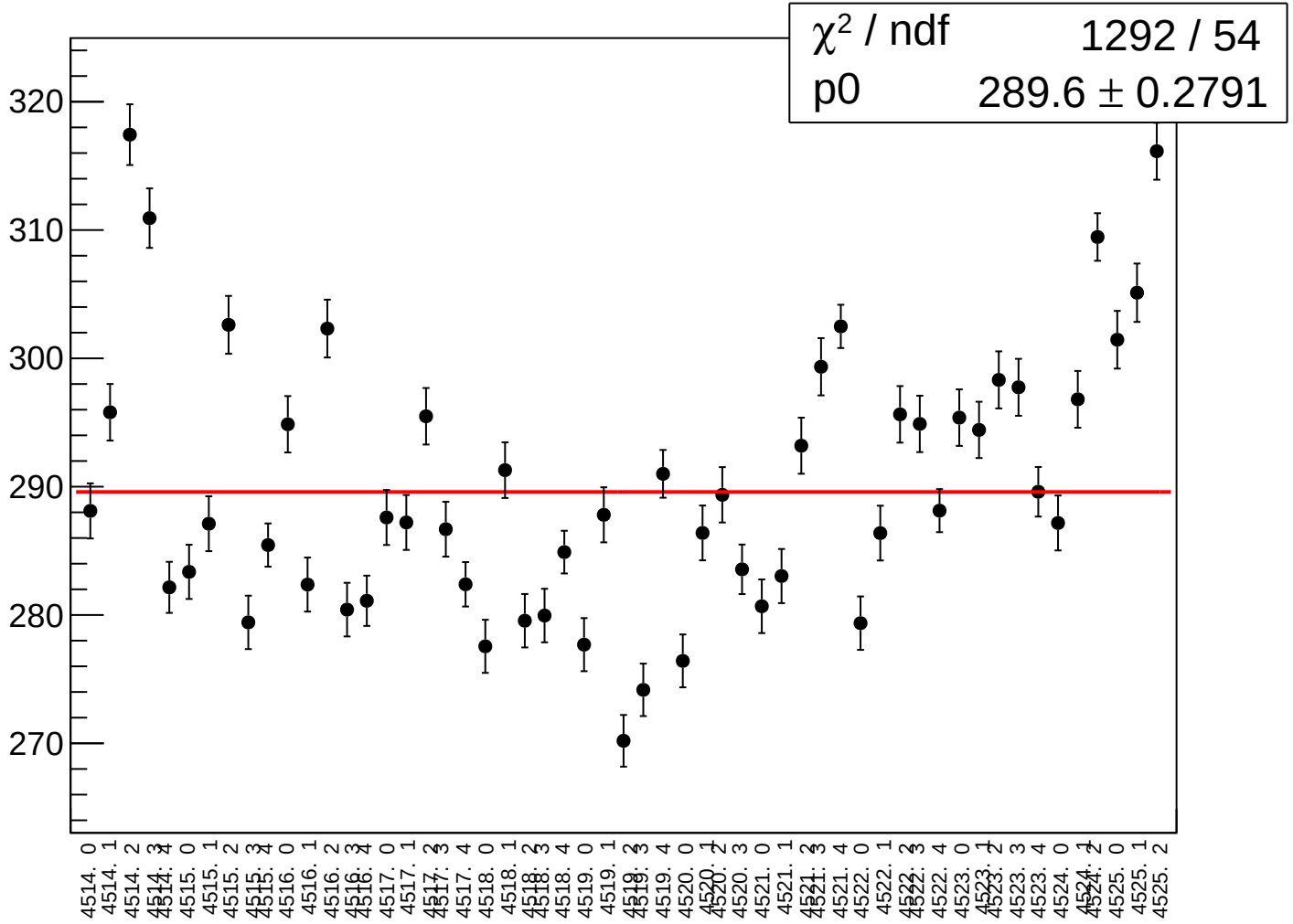

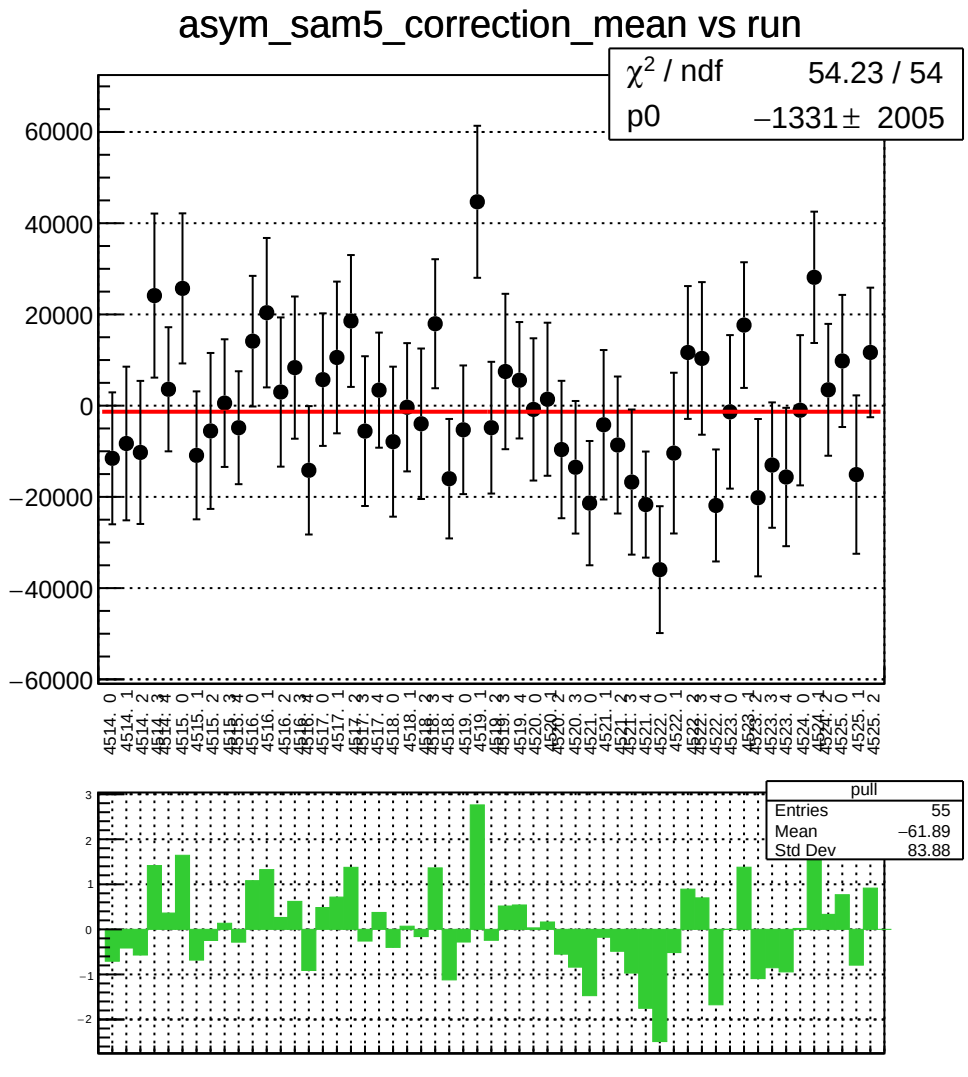
asym_sam5_correction_mean vs run
χ² / ndf 54.23 / 54
p0 −1331 ± 2005
pull
Entries 55
Mean −61.89
Std Dev 83.88

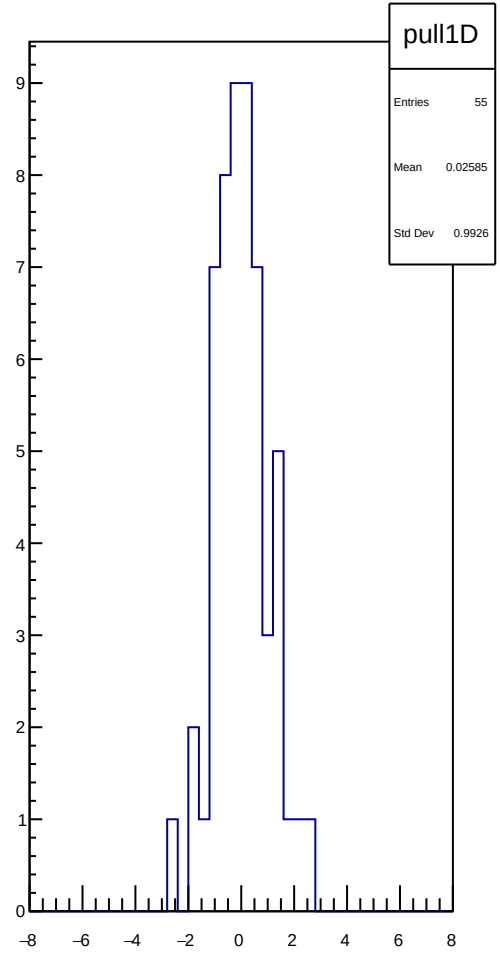
pull1D
Entries 55
Mean 0.02585
Std Dev 0.9926

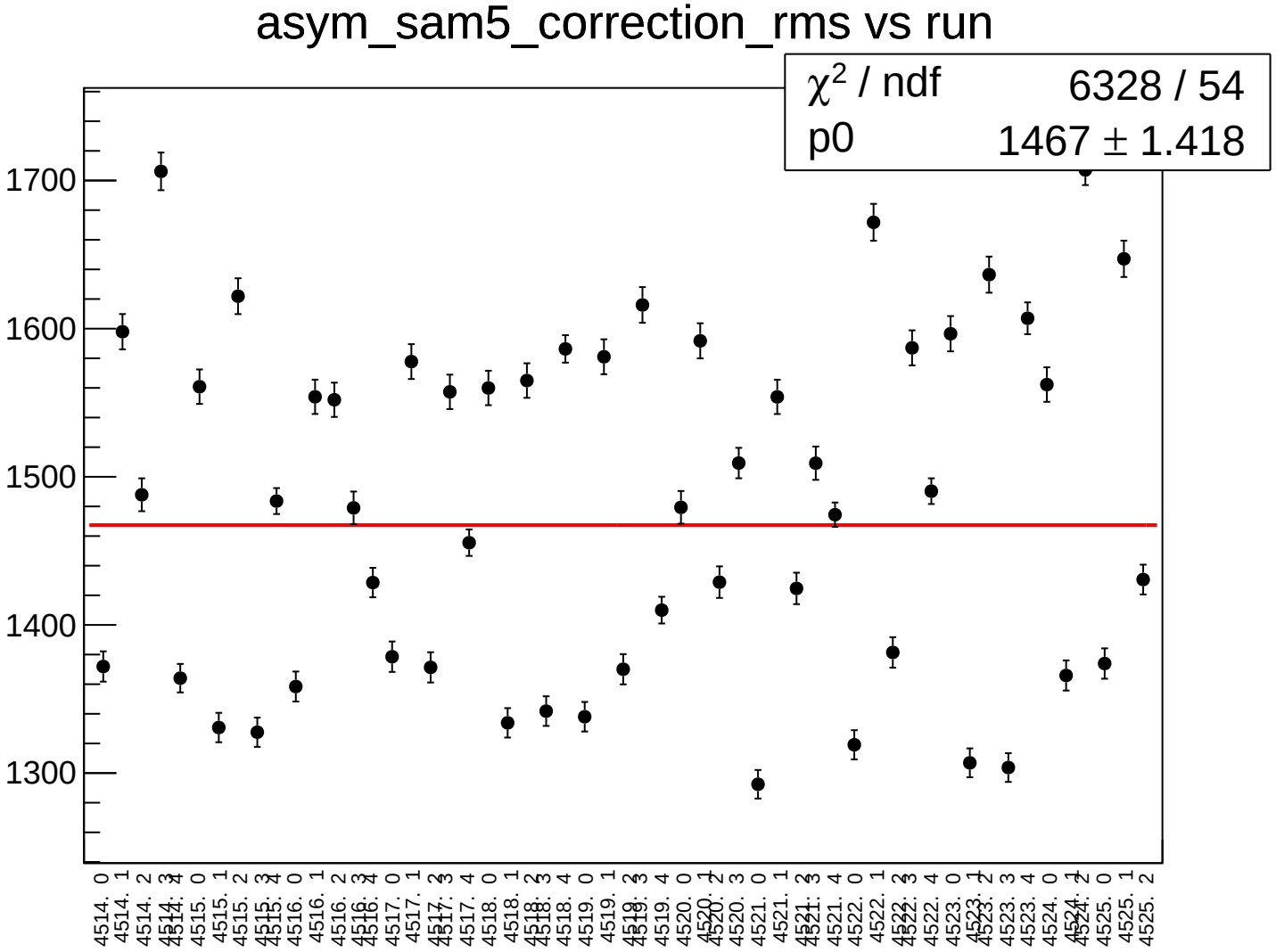
asym_sam5_correction_rms vs run
χ2 / ndf 6328 / 54
p0 1467 ± 1.418
1700
1600
1500
1400
1300
4514. 0
4514. 1
4514. 2
4514. 3
4514. 4
4515. 0
4515. 1
4515. 2
4515. 3
4515. 4
4516. 0
4516. 1
4516. 2
4516. 3
4516. 4
4517. 0
4517. 1
4517. 2
4517. 3
4517. 4
4518. 0
4518. 1
4518. 2
4518. 3
4518. 4
4519. 0
4519. 1
4519. 2
4519. 3
4519. 4
4520. 0
4520. 1
4520. 2
4520. 3
4521. 0
4521. 1
4521. 2
4521. 3
4521. 4
4522. 0
4522. 1
4522. 2
4522. 3
4522. 4
4523. 0
4523. 1
4523. 2
4523. 3
4523. 4
4524. 0
4524. 1
4524. 2
4525. 0
4525. 1
4525. 2

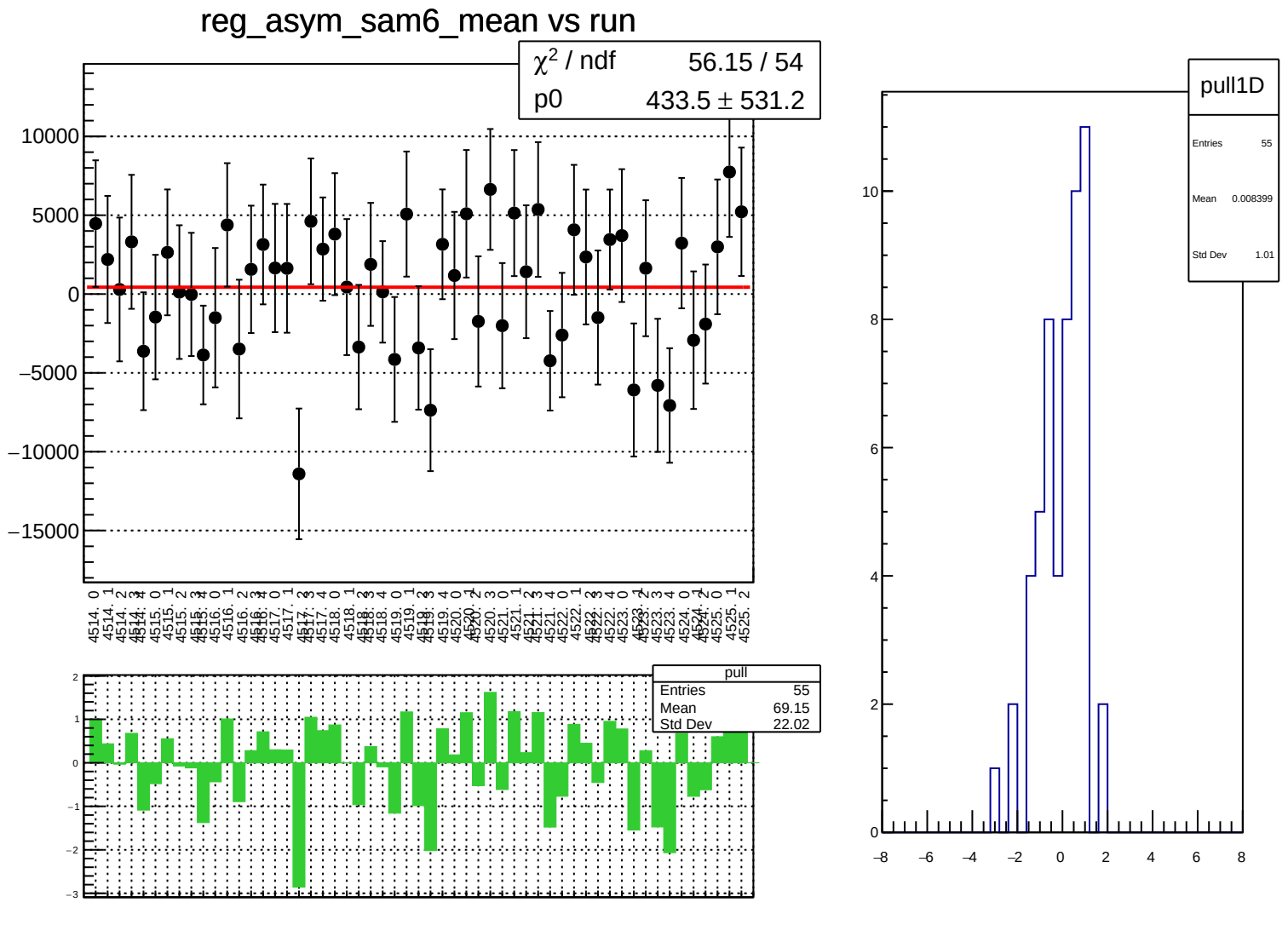
reg_asym_sam6_mean vs run
χ² / ndf 56.15 / 54
p0 433.5 ± 531.2
pull
Entries 55
Mean 69.15
Std Dev 22.02
pull1D
Entries 55
Mean 0.008399
Std Dev 1.01

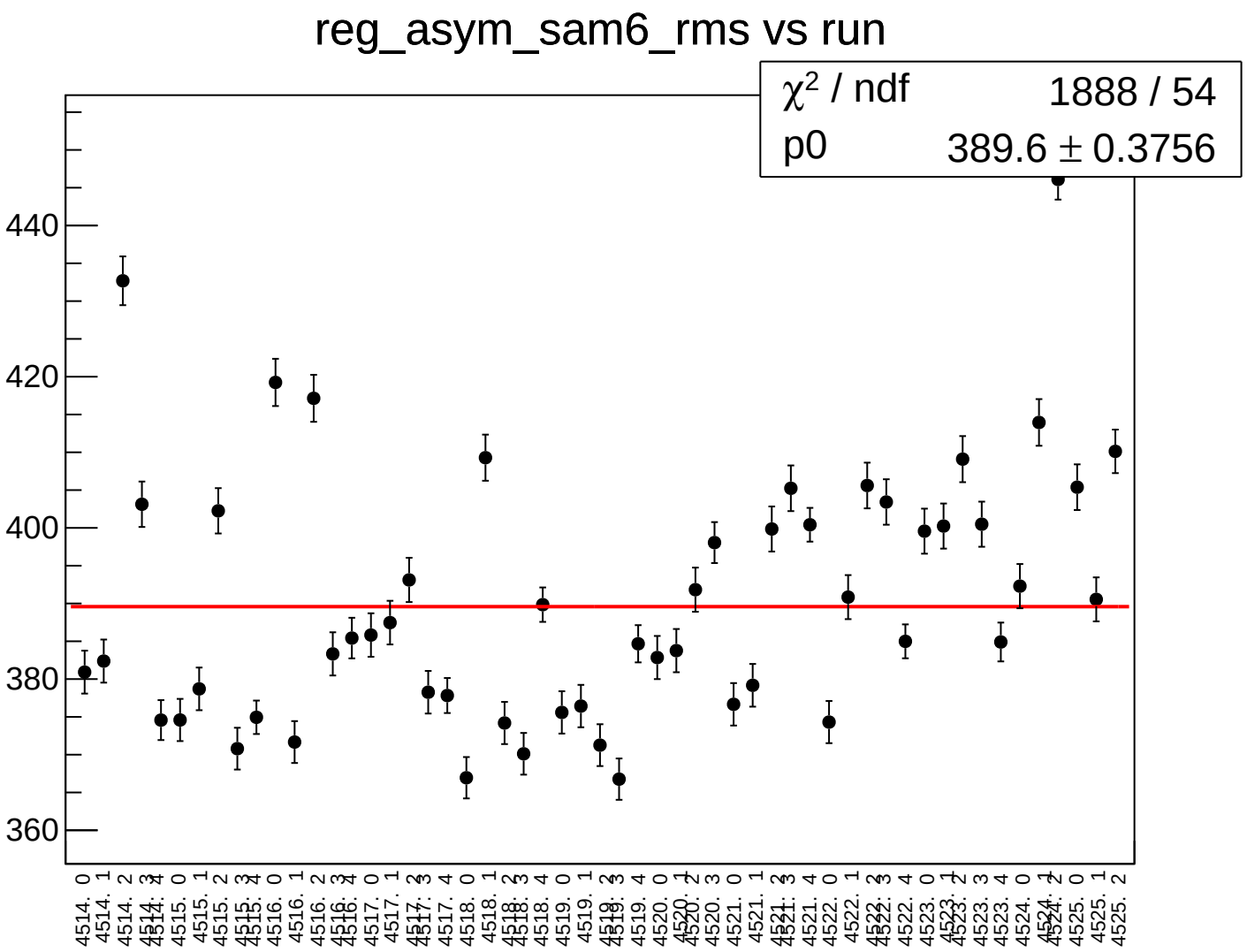
reg_asym_sam6_rms vs run
χ² / ndf 1888 / 54
p0 389.6 ± 0.3756
440
420
400
380
360
4514. 0
4514. 1
4514. 2
4514. 3
4514. 4
4515. 0
4515. 1
4515. 2
4515. 3
4515. 4
4516. 0
4516. 1
4516. 2
4516. 3
4516. 4
4517. 0
4517. 1
4517. 2
4517. 3
4517. 4
4518. 0
4518. 1
4518. 2
4518. 3
4518. 4
4519. 0
4519. 1
4519. 2
4519. 3
4519. 4
4520. 0
4520. 1
4520. 2
4520. 3
4521. 0
4521. 1
4521. 2
4521. 3
4521. 4
4522. 0
4522. 1
4522. 2
4522. 3
4522. 4
4523. 0
4523. 1
4523. 2
4523. 3
4523. 4
4524. 0
4524. 1
4524. 2
4525. 0
4525. 1
4525. 2

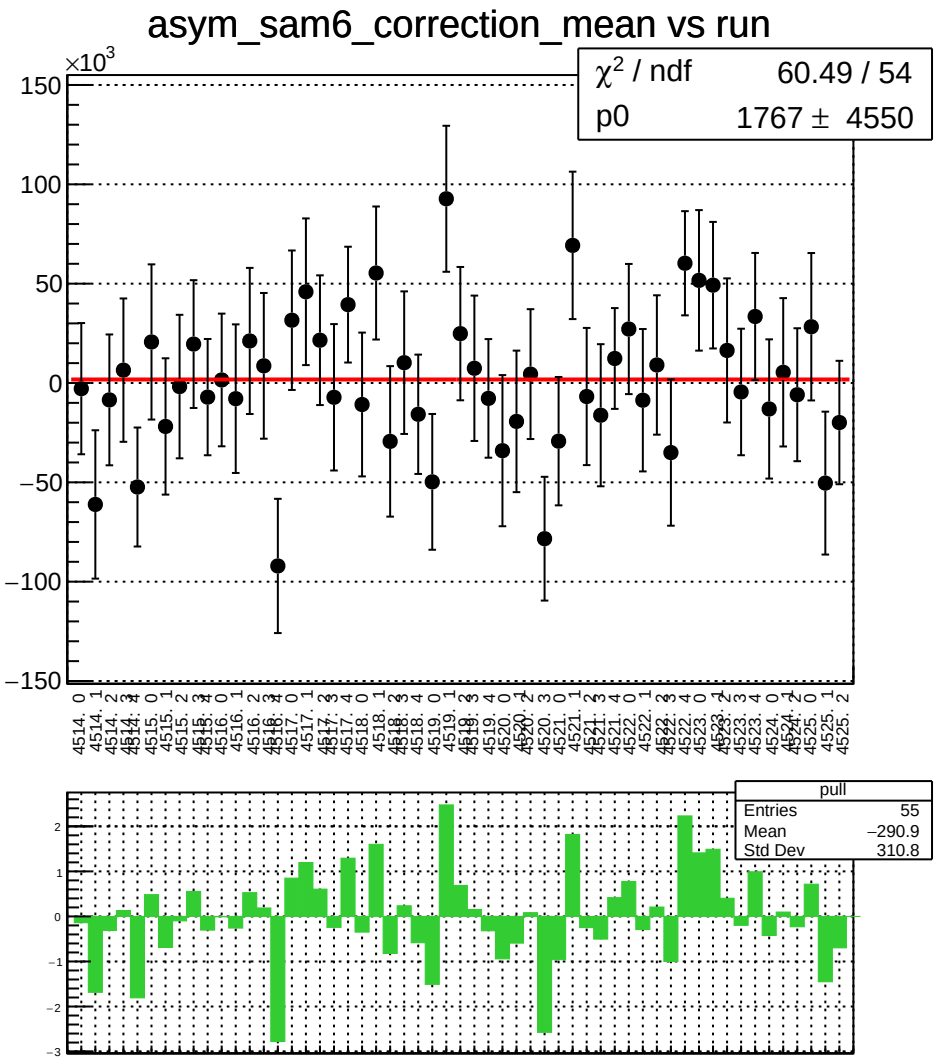
asym_sam6_correction_mean vs run
×10^3
χ^2 / ndf 60.49 / 54
p0 1767 ± 4550
pull
Entries 55
Mean −290.9
Std Dev 310.8

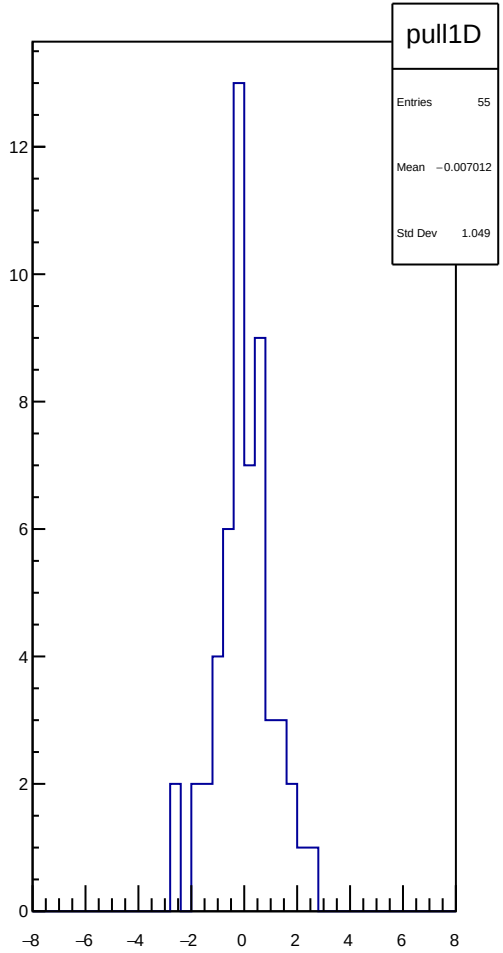
pull1D
Entries 55
Mean −0.007012
Std Dev 1.049

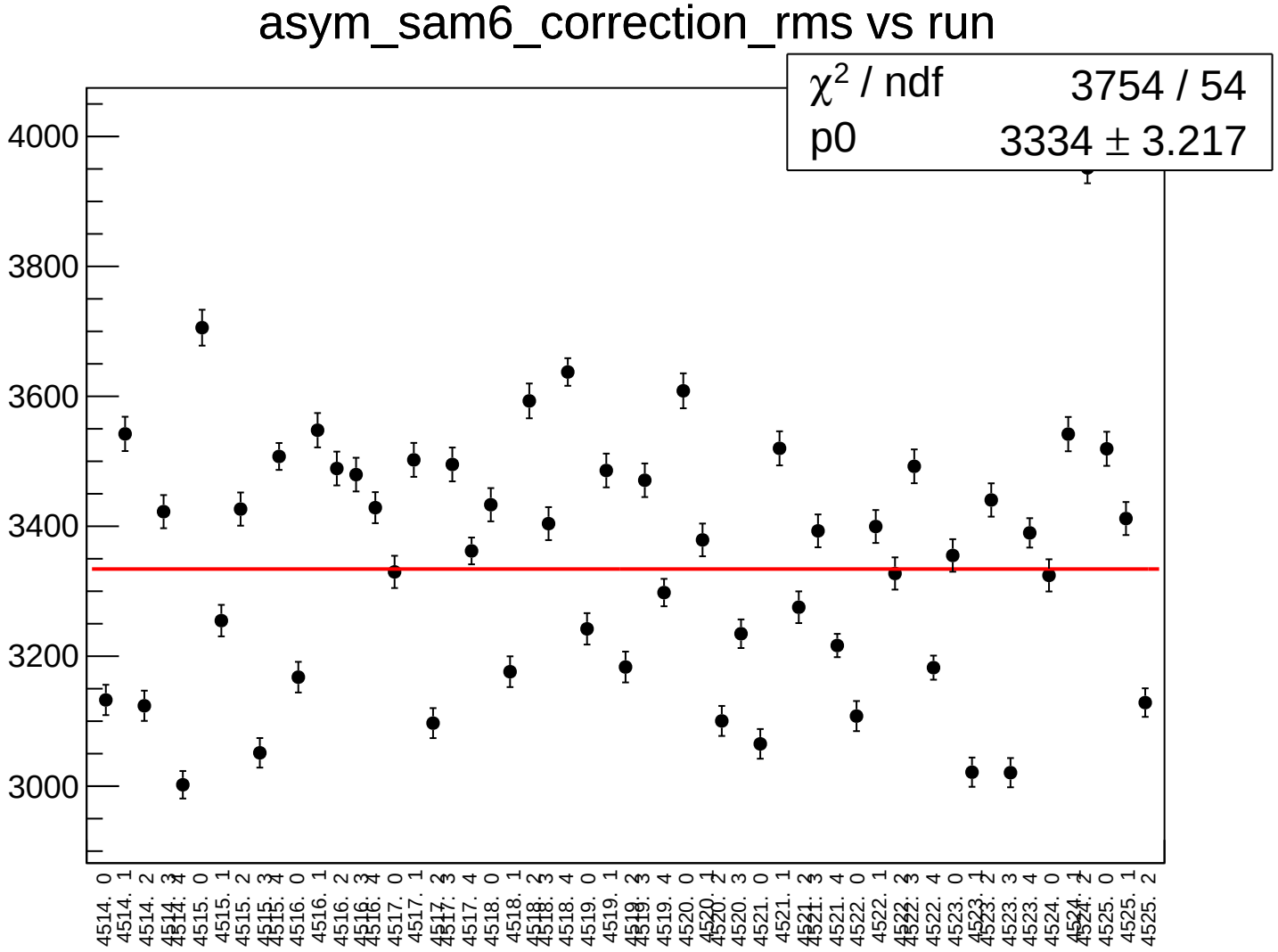
asym_sam6_correction_rms vs run
χ² / ndf 3754 / 54
p0 3334 ± 3.217
4000
3800
3600
3400
3200
3000
4514. 0
4514. 1
4514. 2
4514. 3
4514. 4
4515. 0
4515. 1
4515. 2
4515. 3
4515. 4
4516. 0
4516. 1
4516. 2
4516. 3
4516. 4
4517. 0
4517. 1
4517. 2
4517. 3
4517. 4
4518. 0
4518. 1
4518. 2
4518. 3
4518. 4
4519. 0
4519. 1
4519. 2
4519. 3
4519. 4
4520. 0
4520. 1
4520. 2
4520. 3
4521. 0
4521. 1
4521. 2
4521. 3
4521. 4
4522. 0
4522. 1
4522. 2
4522. 3
4522. 4
4523. 0
4523. 1
4523. 2
4523. 3
4523. 4
4524. 0
4524. 1
4524. 2
4525. 0
4525. 1
4525. 2

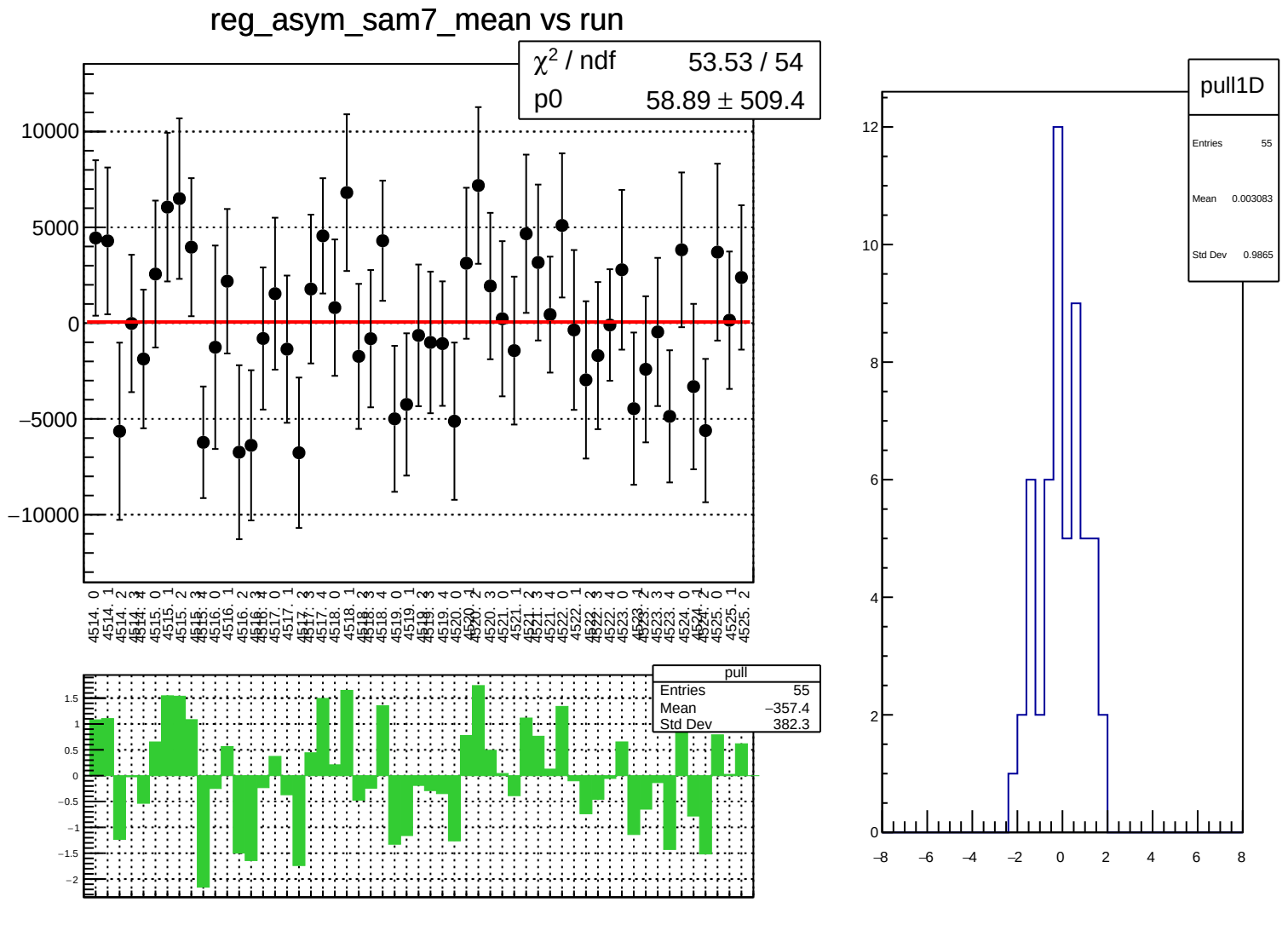
reg_asym_sam7_mean vs run
χ² / ndf 53.53 / 54
p0 58.89 ± 509.4
10000
5000
0
−5000
−10000
pull
Entries 55
Mean −357.4
Std Dev 382.3
1.5
1
0.5
0
−0.5
−1
−1.5
−2
pull1D
Entries 55
Mean 0.003083
Std Dev 0.9865
12
10
8
6
4
2
0
−8
−6
−4
−2
0
2
4
6
8

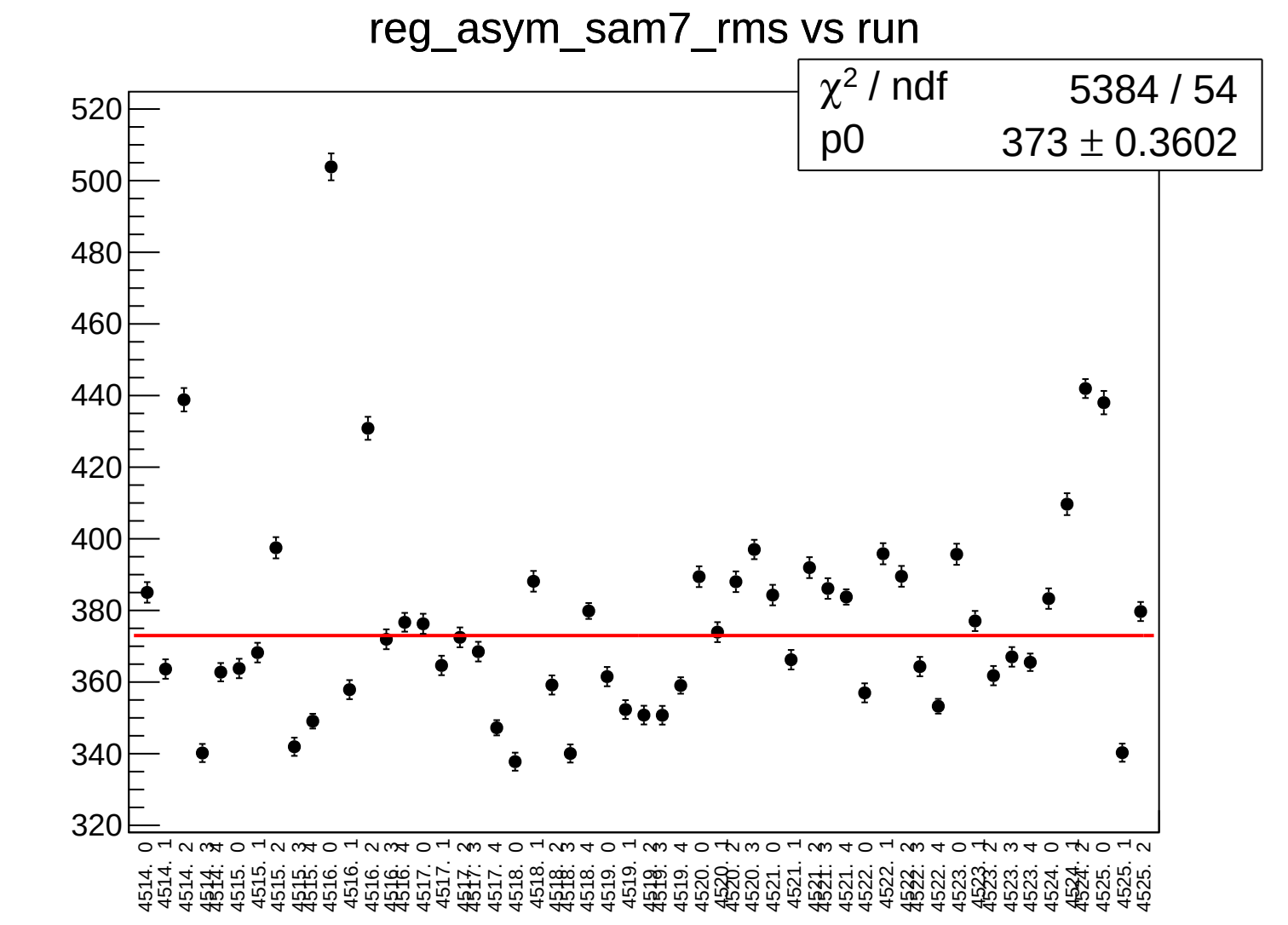
reg_asym_sam7_rms vs run
χ^2 / ndf 5384 / 54
p0 373 ± 0.3602
520
500
480
460
440
420
400
380
360
340
320
4514. 0
4514. 1
4514. 2
4514. 3
4514. 4
4515. 0
4515. 1
4515. 2
4515. 3
4515. 4
4516. 0
4516. 1
4516. 2
4516. 3
4516. 4
4517. 0
4517. 1
4517. 2
4517. 3
4517. 4
4518. 0
4518. 1
4518. 2
4518. 3
4518. 4
4519. 0
4519. 1
4519. 2
4519. 3
4519. 4
4520. 0
4520. 1
4520. 2
4520. 3
4521. 0
4521. 1
4521. 2
4521. 3
4521. 4
4522. 0
4522. 1
4522. 2
4522. 3
4522. 4
4523. 0
4523. 1
4523. 2
4523. 3
4523. 4
4524. 0
4524. 1
4524. 2
4525. 0
4525. 1
4525. 2

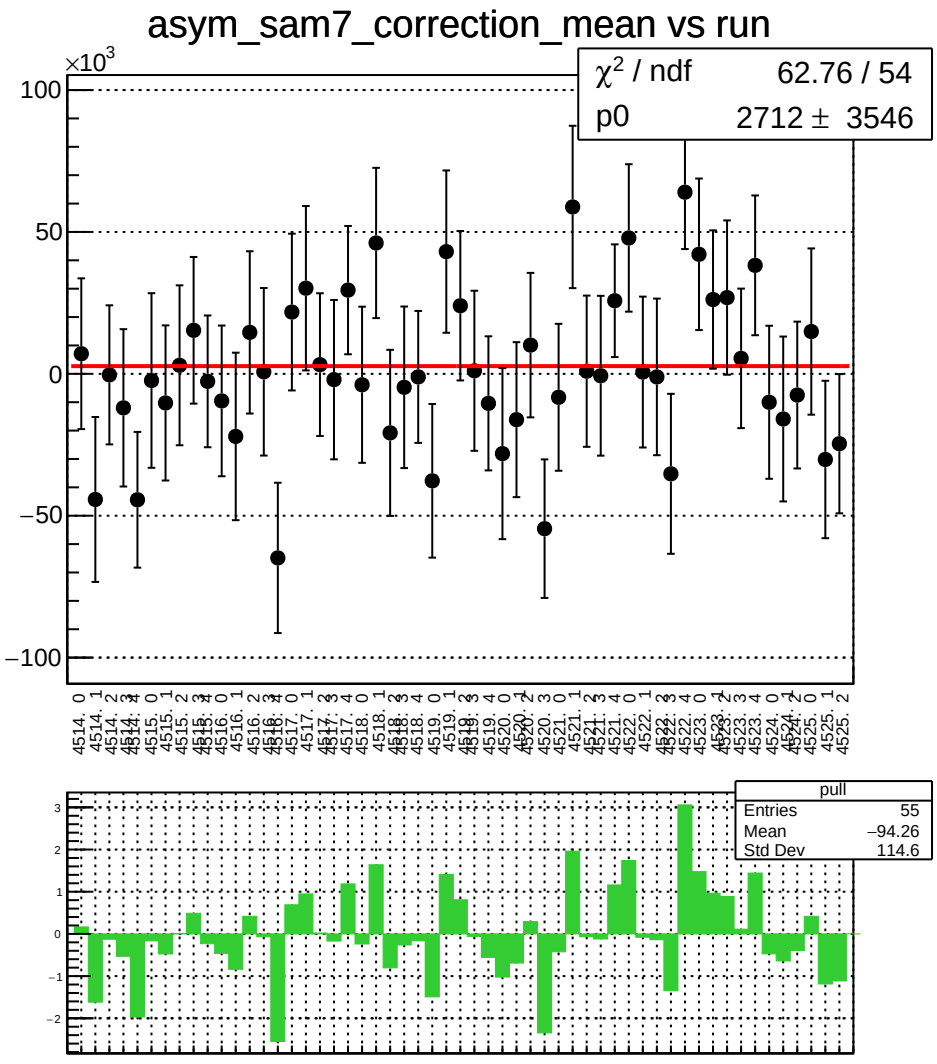
asym_sam7_correction_mean vs run
×10^3
χ² / ndf 62.76 / 54
p0 2712 ± 3546
pull
Entries 55
Mean −94.26
Std Dev 114.6

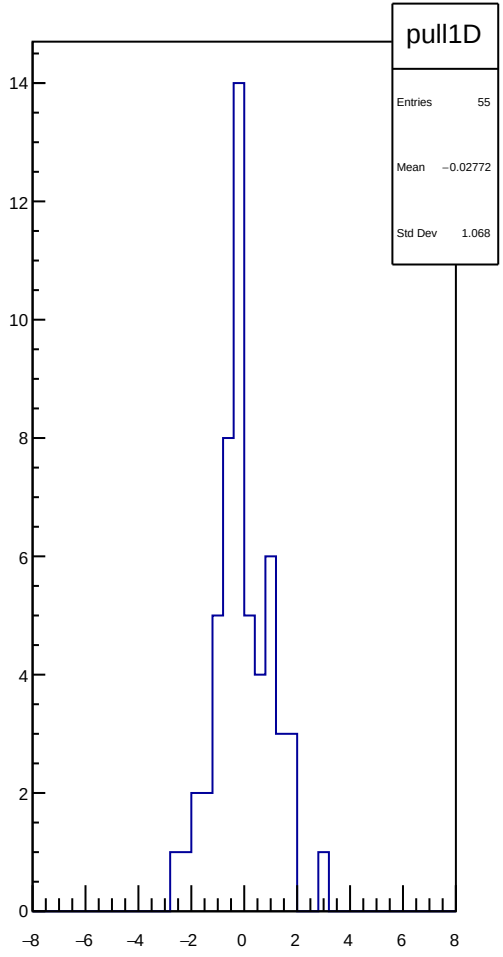
pull1D
Entries 55
Mean −0.02772
Std Dev 1.068

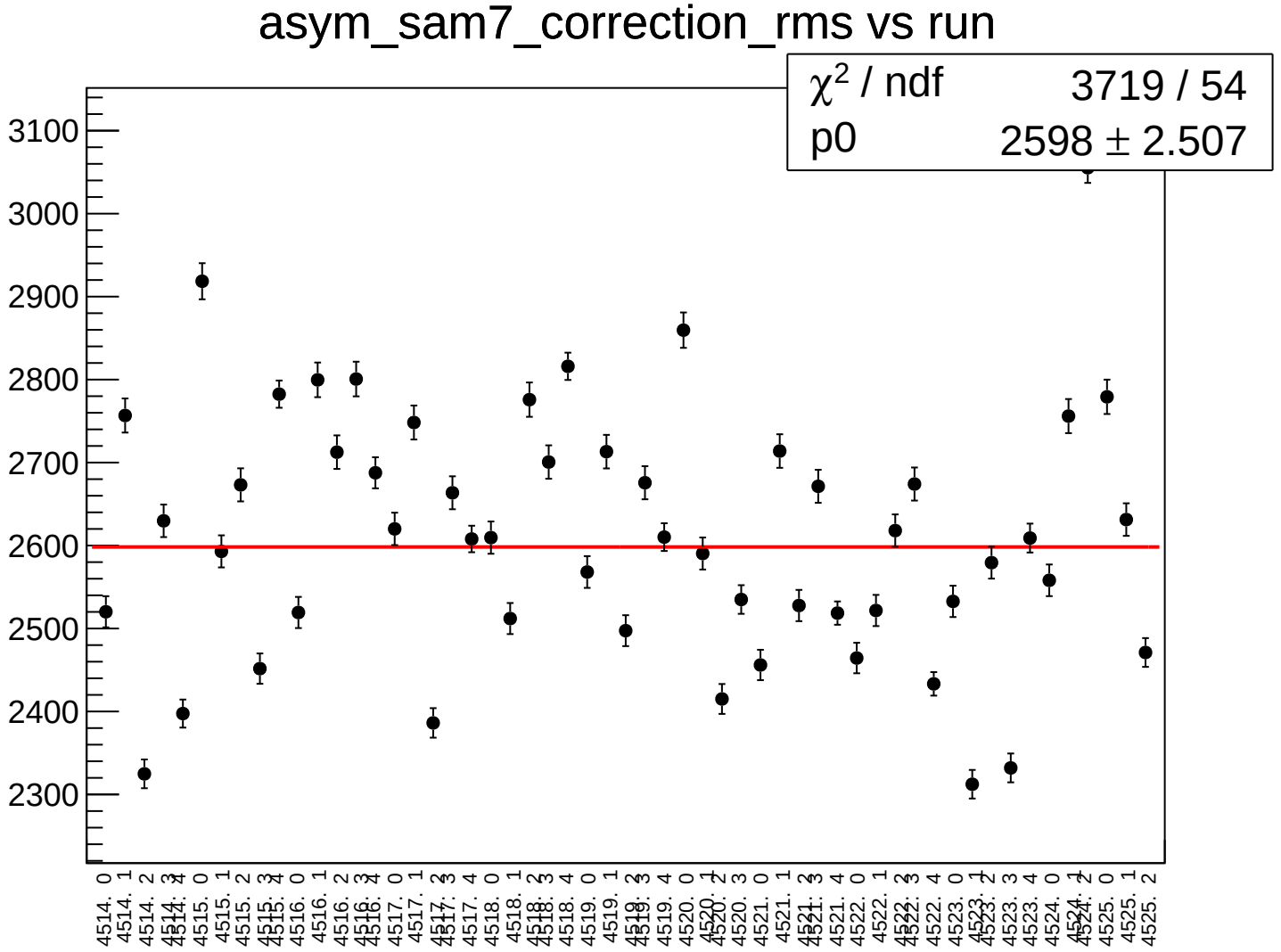
asym_sam7_correction_rms vs run
χ^2 / ndf 3719 / 54
p0 2598 ± 2.507
3100
3000
2900
2800
2700
2600
2500
2400
2300
4514. 0
4514. 1
4514. 2
4514. 3
4514. 4
4515. 0
4515. 1
4515. 2
4515. 3
4515. 4
4516. 0
4516. 1
4516. 2
4516. 3
4516. 4
4517. 0
4517. 1
4517. 2
4517. 3
4517. 4
4518. 0
4518. 1
4518. 2
4518. 3
4518. 4
4519. 0
4519. 1
4519. 2
4519. 3
4519. 4
4520. 0
4520. 1
4520. 2
4520. 3
4521. 0
4521. 1
4521. 2
4521. 3
4521. 4
4522. 0
4522. 1
4522. 2
4522. 3
4522. 4
4523. 0
4523. 1
4523. 2
4523. 3
4523. 4
4524. 0
4524. 1
4524. 2
4525. 0
4525. 1
4525. 2

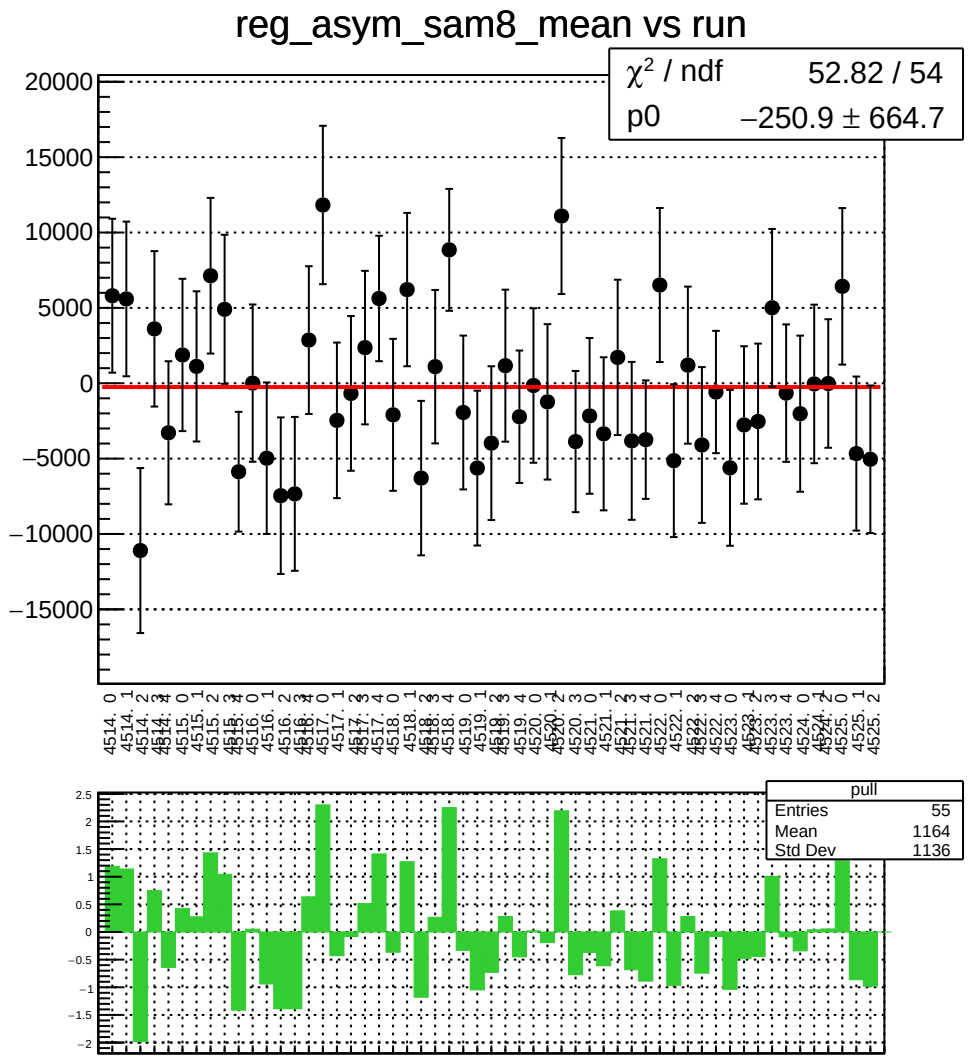
reg_asym_sam8_mean vs run
χ² / ndf 52.82 / 54
p0 −250.9 ± 664.7
pull
Entries 55
Mean 1164
Std Dev 1136

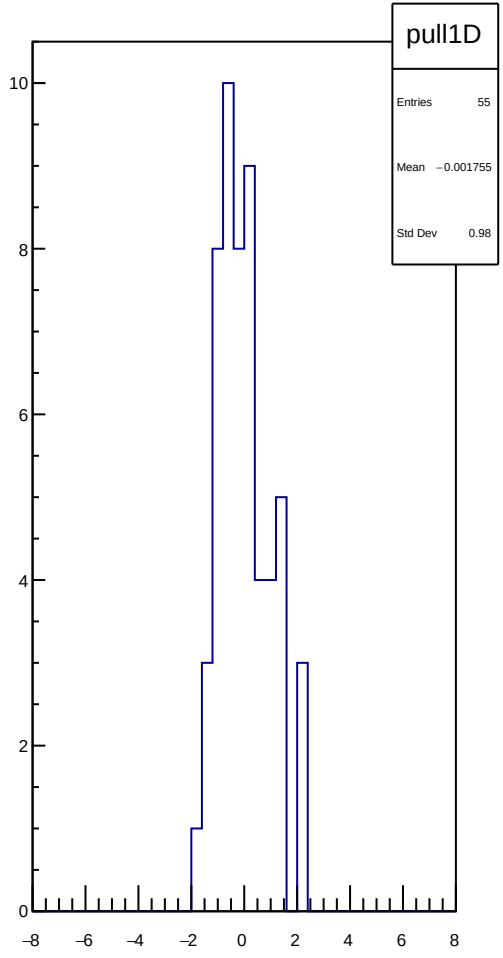
pull1D
Entries 55
Mean −0.001755
Std Dev 0.98

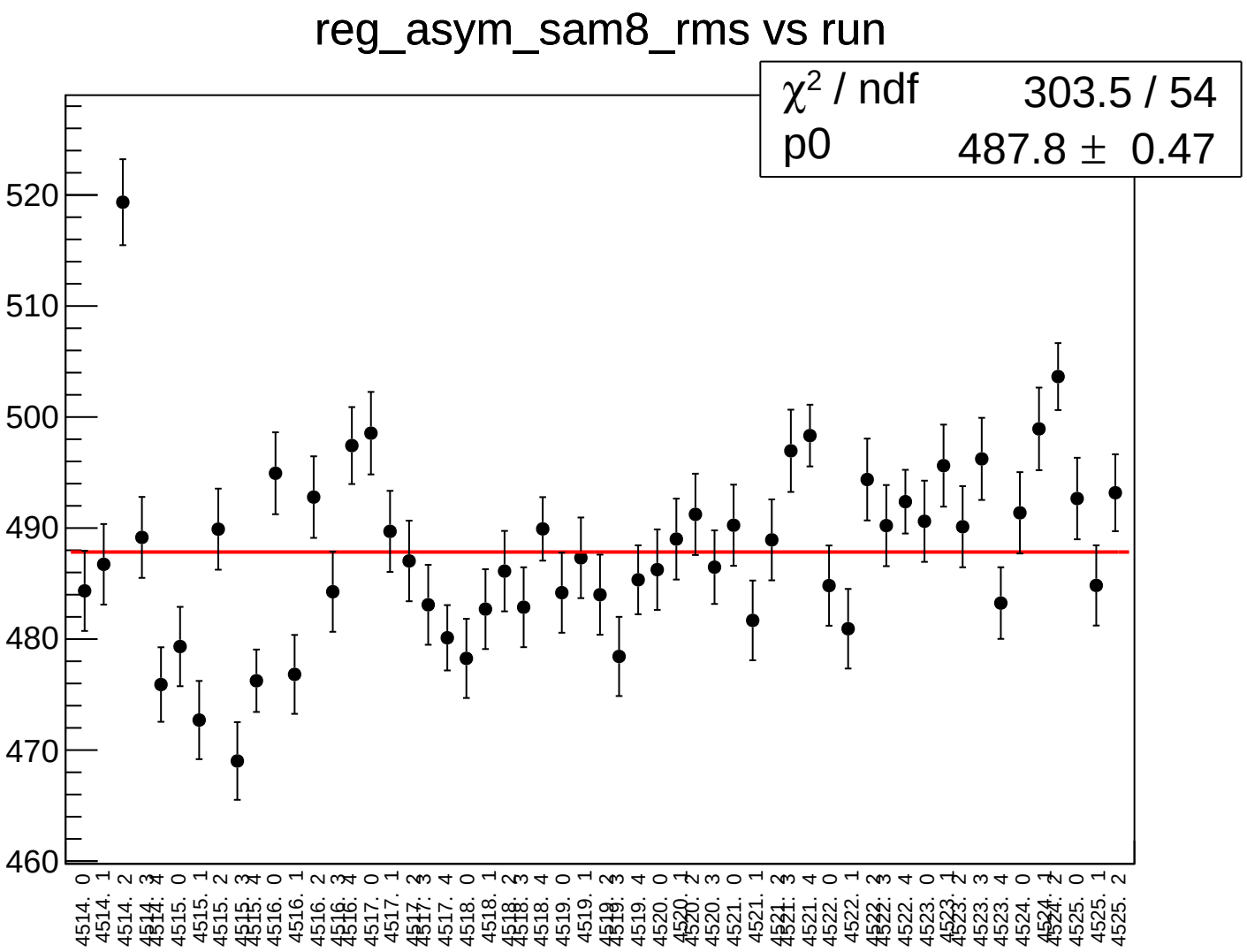
reg_asym_sam8_rms vs run
χ² / ndf 303.5 / 54
p0 487.8 ± 0.47
520
510
500
490
480
470
460
4514. 0
4514. 1
4514. 2
4514. 3
4514. 4
4515. 0
4515. 1
4515. 2
4515. 3
4515. 4
4516. 0
4516. 1
4516. 2
4516. 3
4516. 4
4517. 0
4517. 1
4517. 2
4517. 3
4517. 4
4518. 0
4518. 1
4518. 2
4518. 3
4518. 4
4519. 0
4519. 1
4519. 2
4519. 3
4519. 4
4520. 0
4520. 1
4520. 2
4520. 3
4521. 0
4521. 1
4521. 2
4521. 3
4521. 4
4522. 0
4522. 1
4522. 2
4522. 3
4522. 4
4523. 0
4523. 1
4523. 2
4523. 3
4523. 4
4524. 0
4524. 1
4524. 2
4525. 0
4525. 1
4525. 2

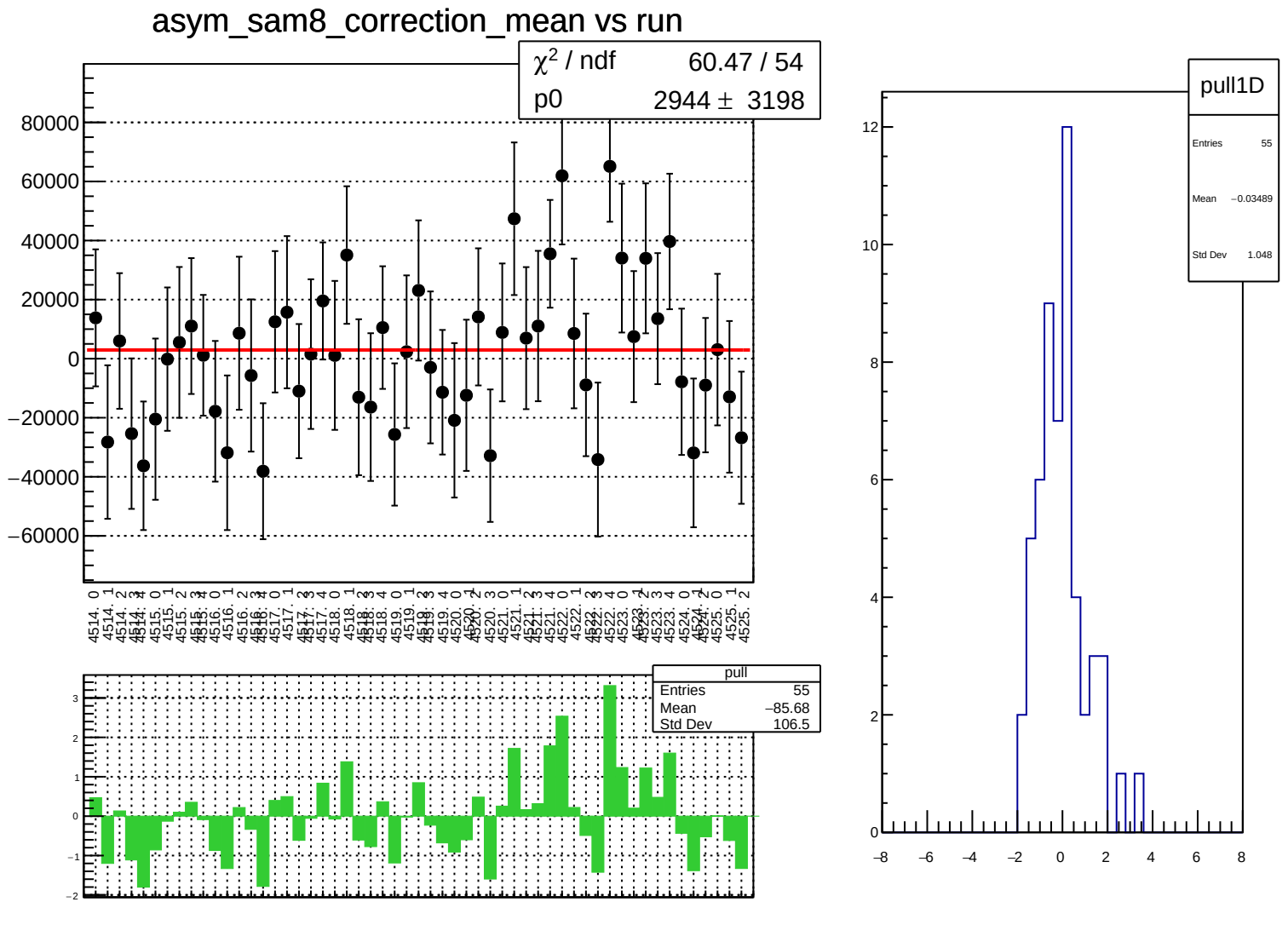
asym_sam8_correction_mean vs run
χ² / ndf 60.47 / 54
p0 2944 ± 3198
pull
Entries 55
Mean −85.68
Std Dev 106.5
pull1D
Entries 55
Mean −0.03489
Std Dev 1.048

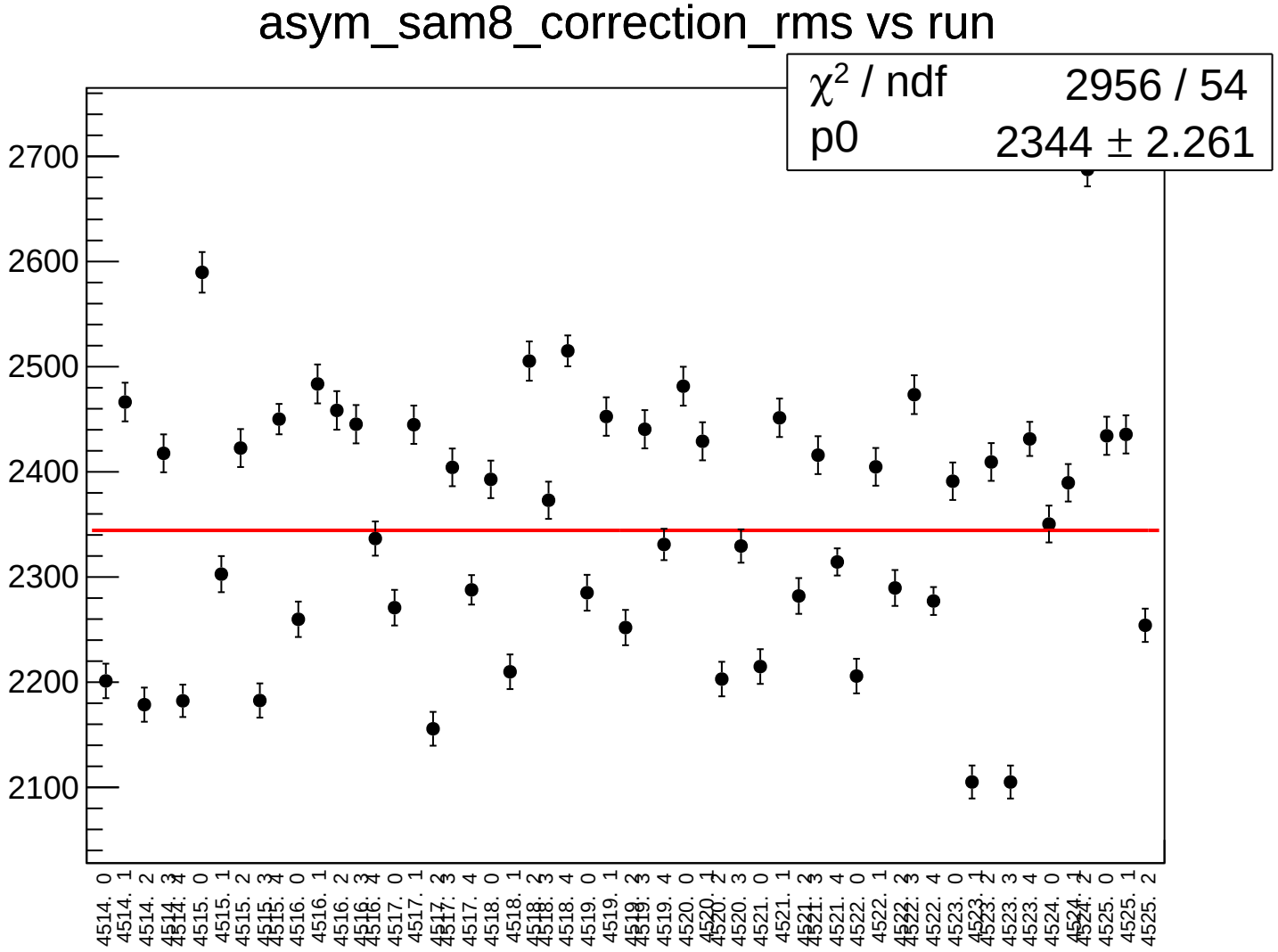
asym_sam8_correction_rms vs run
χ² / ndf 2956 / 54
p0 2344 ± 2.261
2700
2600
2500
2400
2300
2200
2100
4514. 0
4514. 1
4514. 2
4514. 3
4514. 4
4515. 0
4515. 1
4515. 2
4515. 3
4515. 4
4516. 0
4516. 1
4516. 2
4516. 3
4516. 4
4517. 0
4517. 1
4517. 2
4517. 3
4517. 4
4518. 0
4518. 1
4518. 2
4518. 3
4518. 4
4519. 0
4519. 1
4519. 2
4519. 3
4519. 4
4520. 0
4520. 1
4520. 2
4520. 3
4521. 0
4521. 1
4521. 2
4521. 3
4521. 4
4522. 0
4522. 1
4522. 2
4522. 3
4522. 4
4523. 0
4523. 1
4523. 2
4523. 3
4523. 4
4524. 0
4524. 1
4524. 2
4525. 0
4525. 1
4525. 2

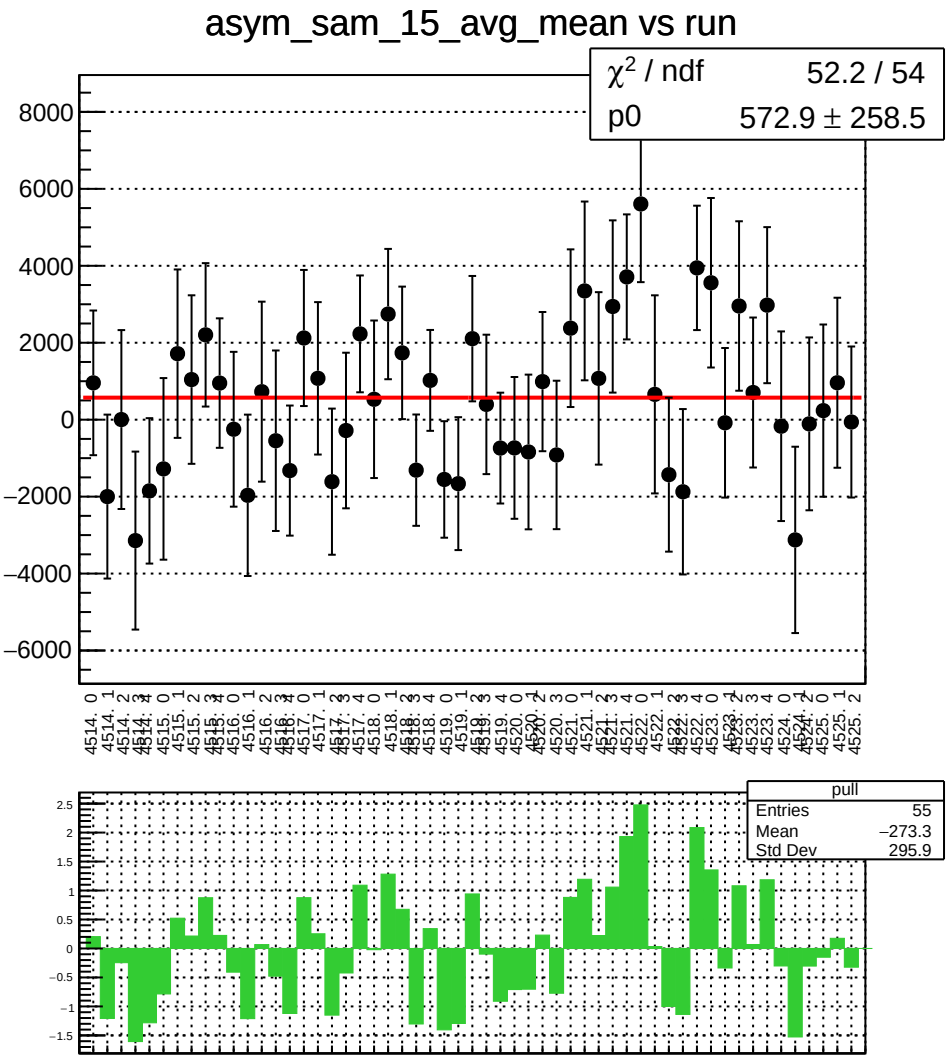
asym_sam_15_avg_mean vs run
χ² / ndf 52.2 / 54
p0 572.9 ± 258.5
pull
Entries 55
Mean −273.3
Std Dev 295.9

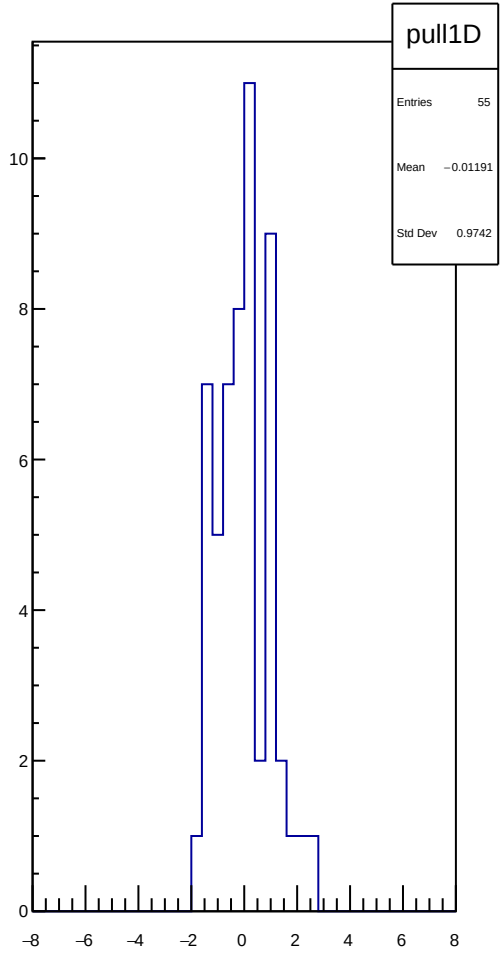
pull1D
Entries 55
Mean −0.01191
Std Dev 0.9742

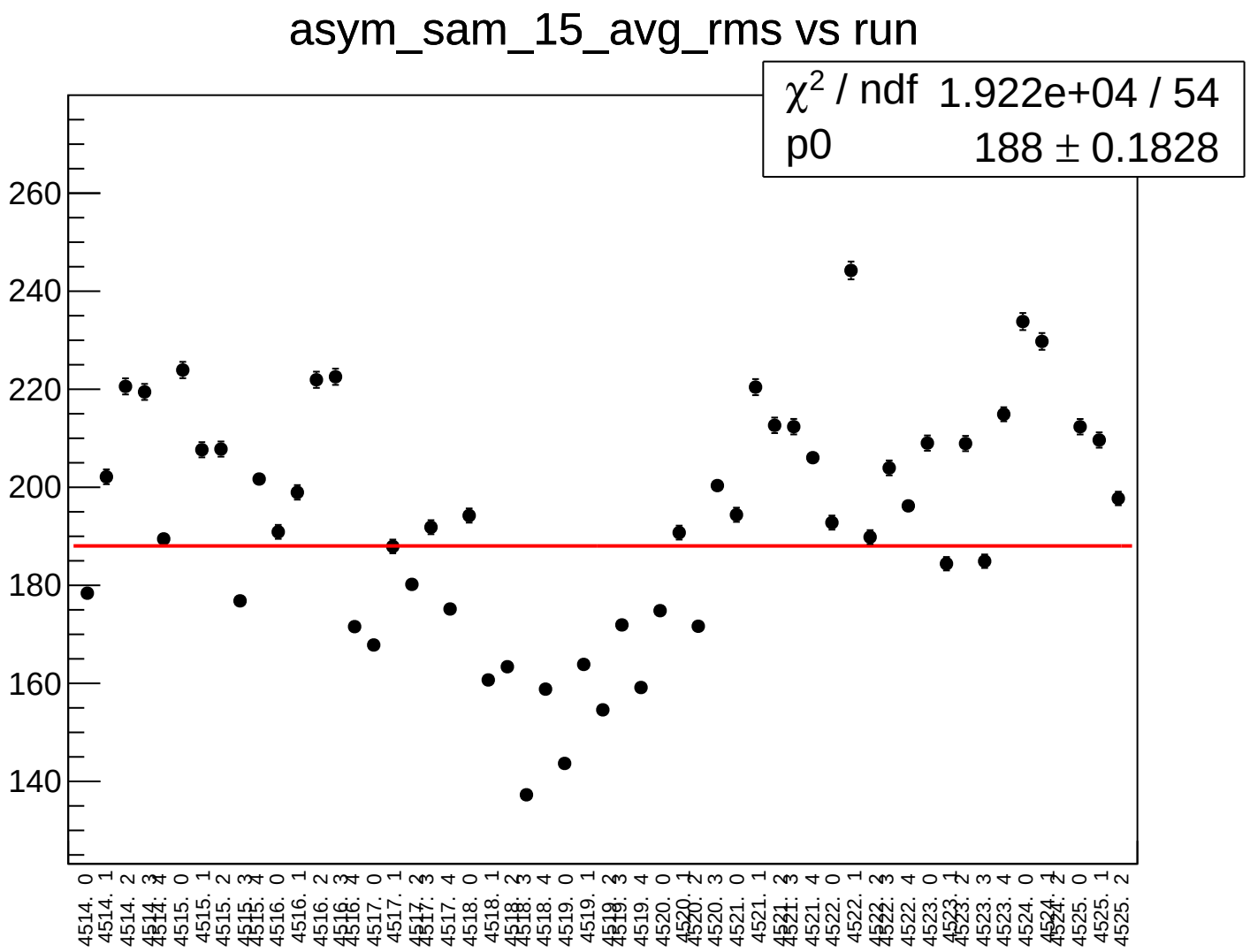
asym_sam_15_avg_rms vs run
χ2 / ndf 1.922e+04 / 54
p0 188 ± 0.1828
260
240
220
200
180
160
140
4514. 0
4514. 1
4514. 2
4514. 3
4514. 4
4515. 0
4515. 1
4515. 2
4515. 3
4515. 4
4516. 0
4516. 1
4516. 2
4516. 3
4516. 4
4517. 0
4517. 1
4517. 2
4517. 3
4517. 4
4518. 0
4518. 1
4518. 2
4518. 3
4518. 4
4519. 0
4519. 1
4519. 2
4519. 3
4519. 4
4520. 0
4520. 1
4520. 2
4520. 3
4521. 0
4521. 1
4521. 2
4521. 3
4521. 4
4522. 0
4522. 1
4522. 2
4522. 3
4522. 4
4523. 0
4523. 1
4523. 2
4523. 3
4523. 4
4524. 0
4524. 1
4524. 2
4525. 0
4525. 1
4525. 2

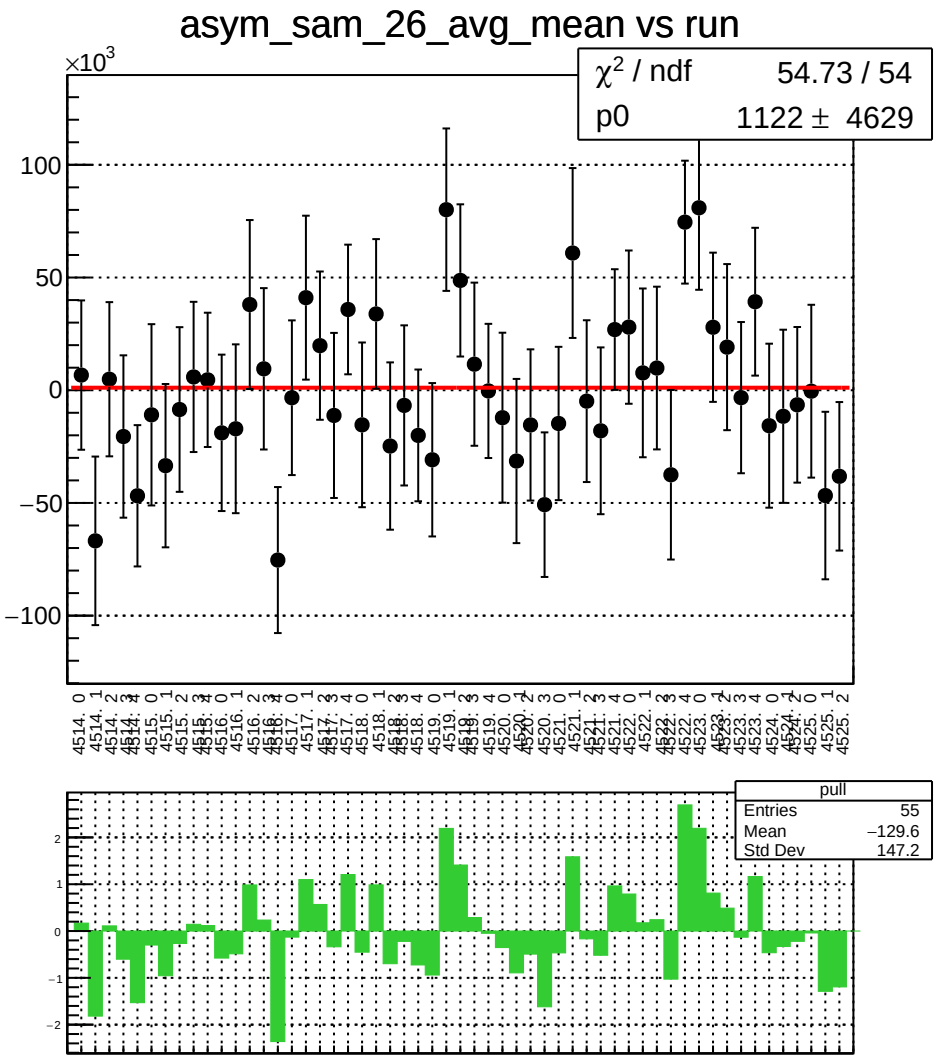
asym_sam_26_avg_mean vs run
×10^3
χ² / ndf 54.73 / 54
p0 1122 ± 4629
pull
Entries 55
Mean −129.6
Std Dev 147.2

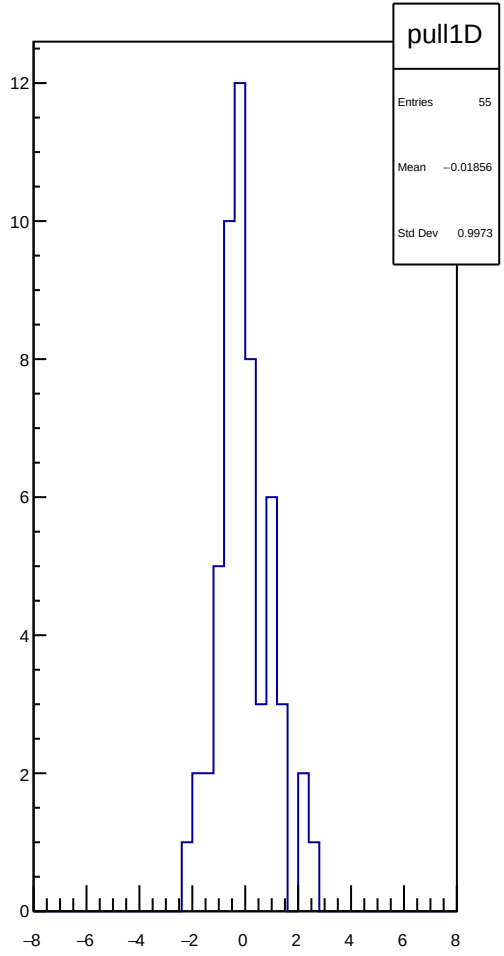
pull1D
Entries 55
Mean −0.01856
Std Dev 0.9973

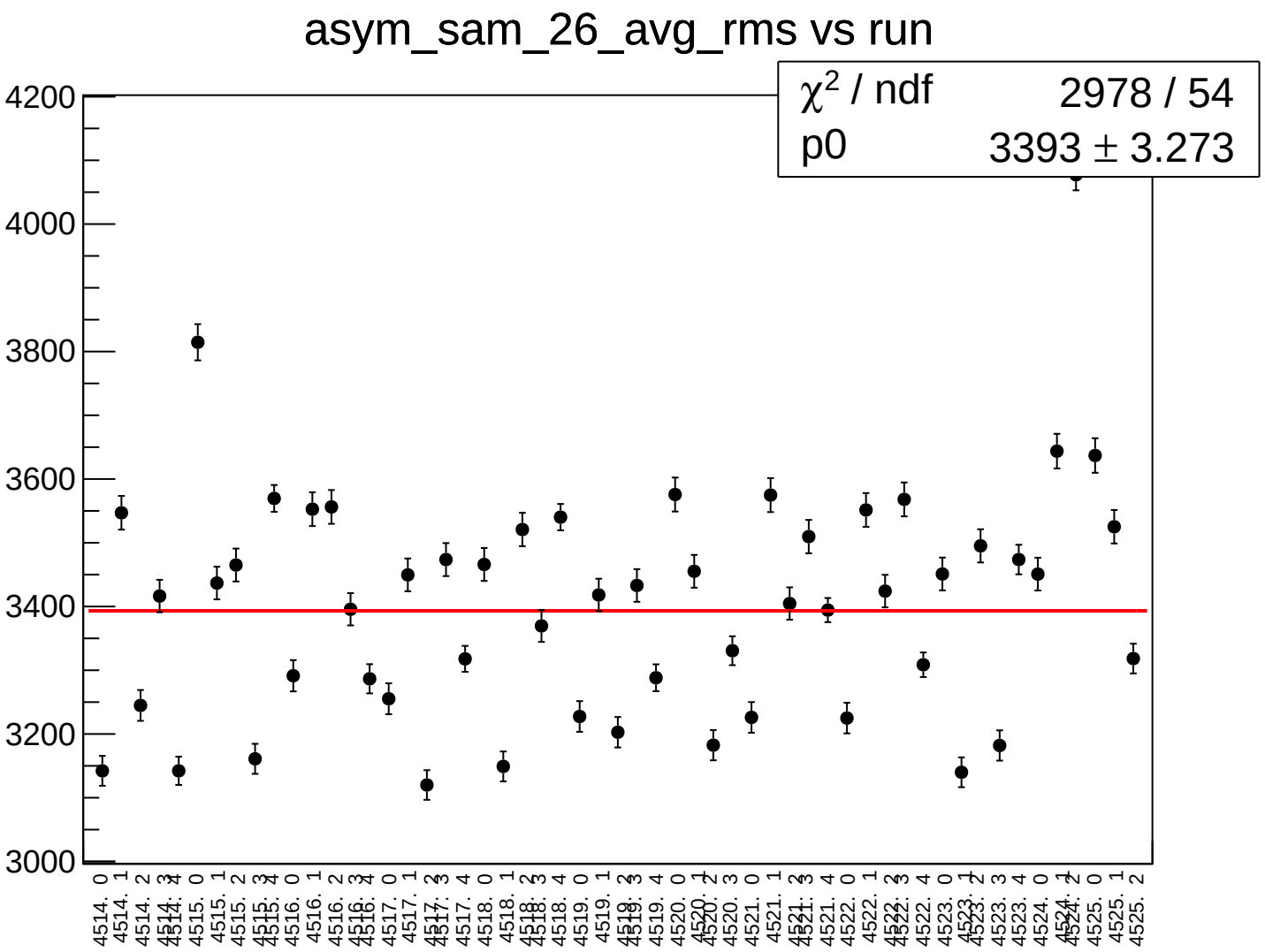
asym_sam_26_avg_rms vs run
χ^2 / ndf 2978 / 54
p0 3393 ± 3.273
4200
4000
3800
3600
3400
3200
3000
4514. 0
4514. 1
4514. 2
4514. 3
4514. 4
4515. 0
4515. 1
4515. 2
4515. 3
4515. 4
4516. 0
4516. 1
4516. 2
4516. 3
4516. 4
4517. 0
4517. 1
4517. 2
4517. 3
4517. 4
4518. 0
4518. 1
4518. 2
4518. 3
4518. 4
4519. 0
4519. 1
4519. 2
4519. 3
4519. 4
4520. 0
4520. 1
4520. 2
4520. 3
4521. 0
4521. 1
4521. 2
4521. 3
4521. 4
4522. 0
4522. 1
4522. 2
4522. 3
4522. 4
4523. 0
4523. 1
4523. 2
4523. 3
4523. 4
4524. 0
4524. 1
4524. 2
4525. 0
4525. 1
4525. 2

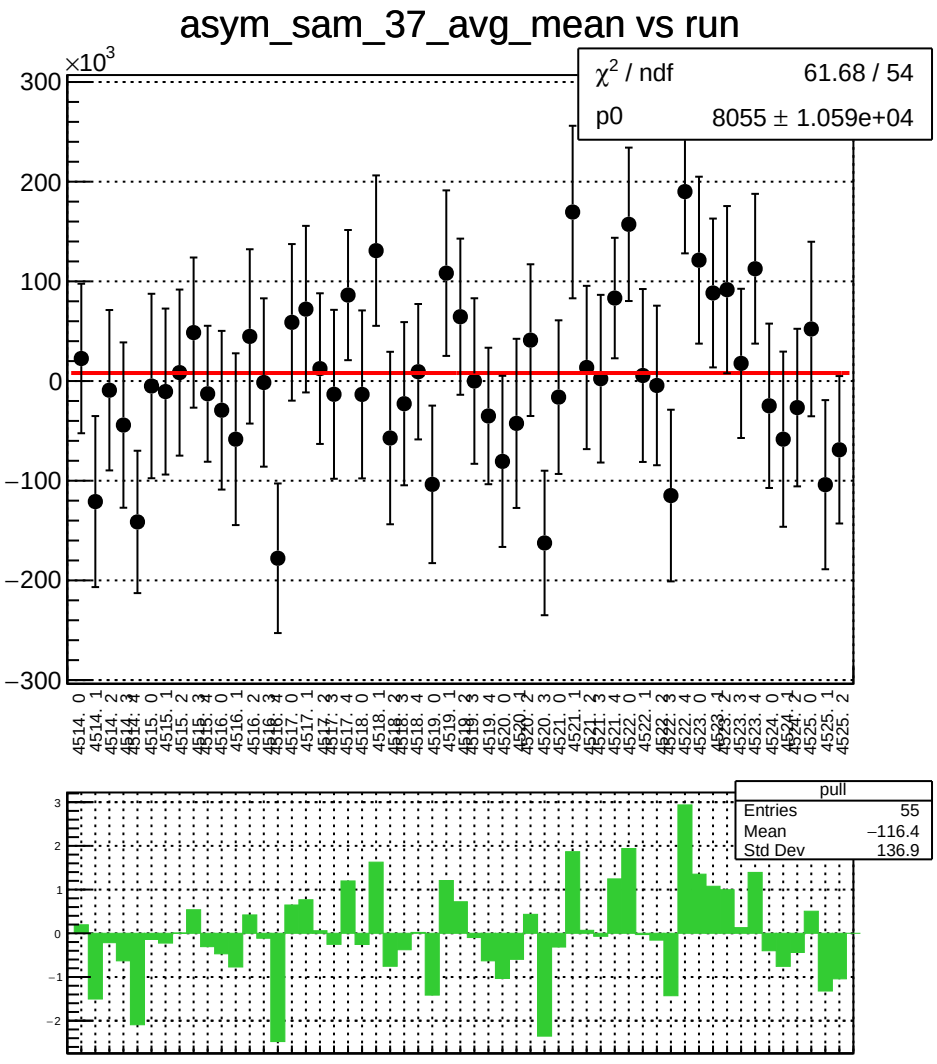
asym_sam_37_avg_mean vs run
×10^3
χ^2 / ndf 61.68 / 54
p0 8055 ± 1.059e+04
pull
Entries 55
Mean −116.4
Std Dev 136.9

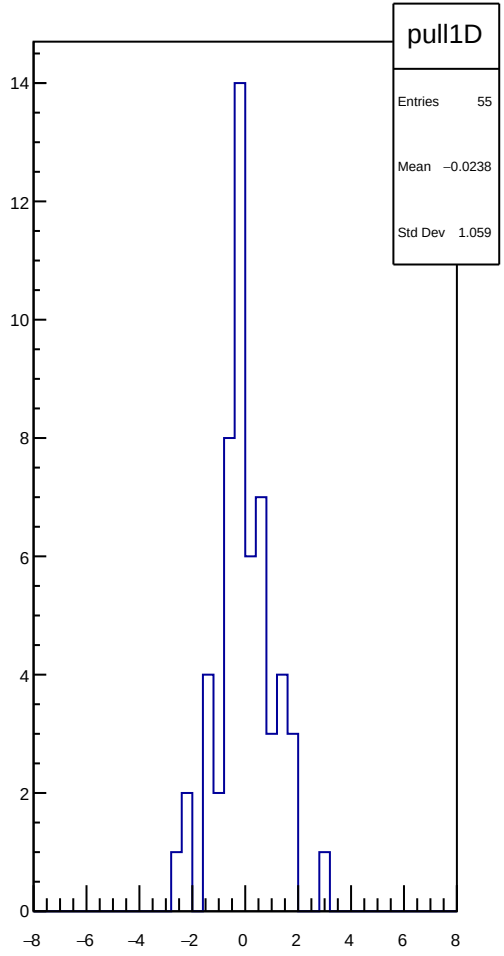
pull1D
Entries 55
Mean −0.0238
Std Dev 1.059

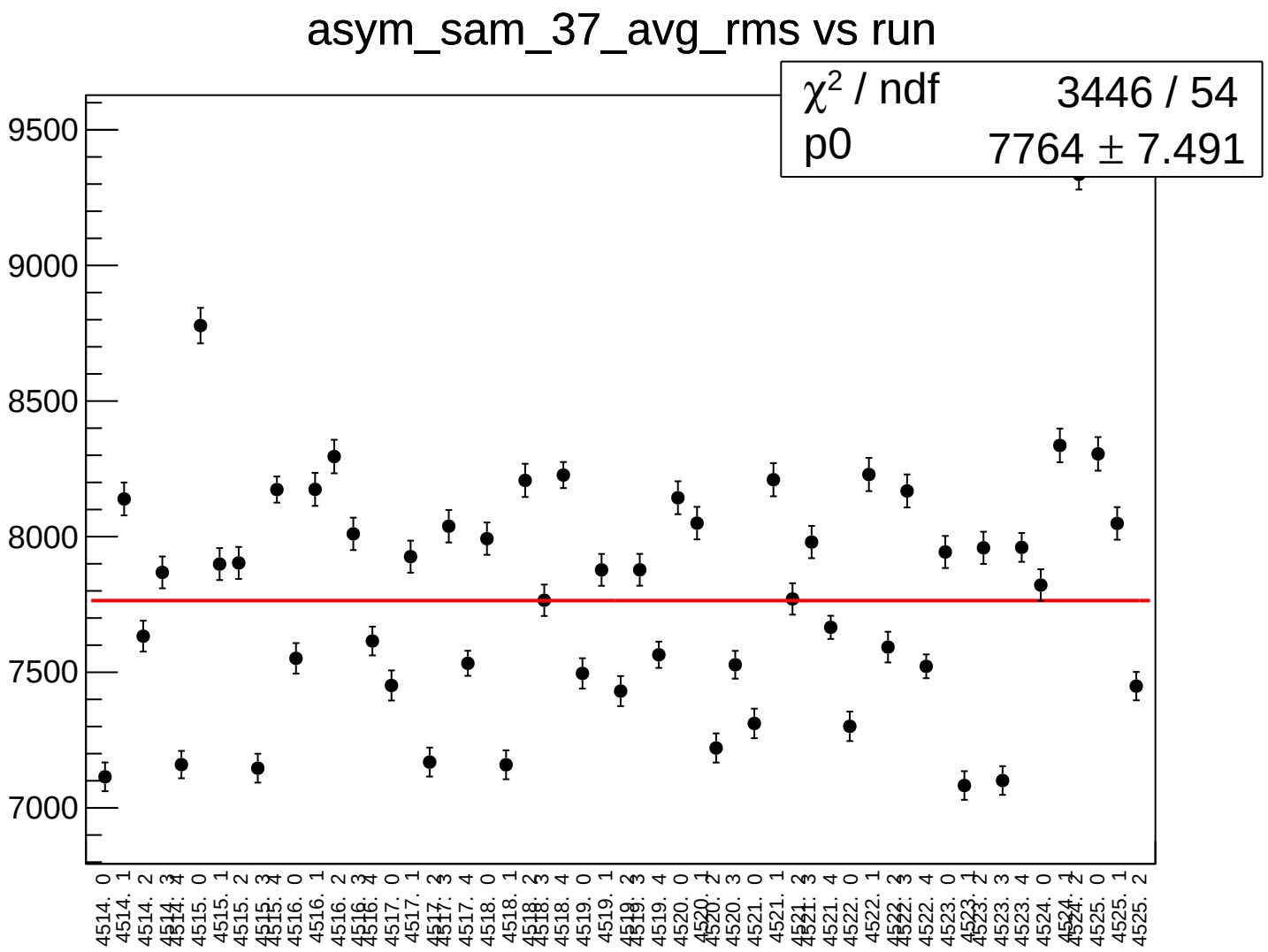
asym_sam_37_avg_rms vs run
χ² / ndf 3446 / 54
p0 7764 ± 7.491
9500
9000
8500
8000
7500
7000
4514. 0
4514. 1
4514. 2
4514. 3
4514. 4
4515. 0
4515. 1
4515. 2
4515. 3
4515. 4
4516. 0
4516. 1
4516. 2
4516. 3
4516. 4
4517. 0
4517. 1
4517. 2
4517. 3
4517. 4
4518. 0
4518. 1
4518. 2
4518. 3
4518. 4
4519. 0
4519. 1
4519. 2
4519. 3
4519. 4
4520. 0
4520. 1
4520. 2
4520. 3
4521. 0
4521. 1
4521. 2
4521. 3
4521. 4
4522. 0
4522. 1
4522. 2
4522. 3
4522. 4
4523. 0
4523. 1
4523. 2
4523. 3
4523. 4
4524. 0
4524. 1
4524. 2
4525. 0
4525. 1
4525. 2

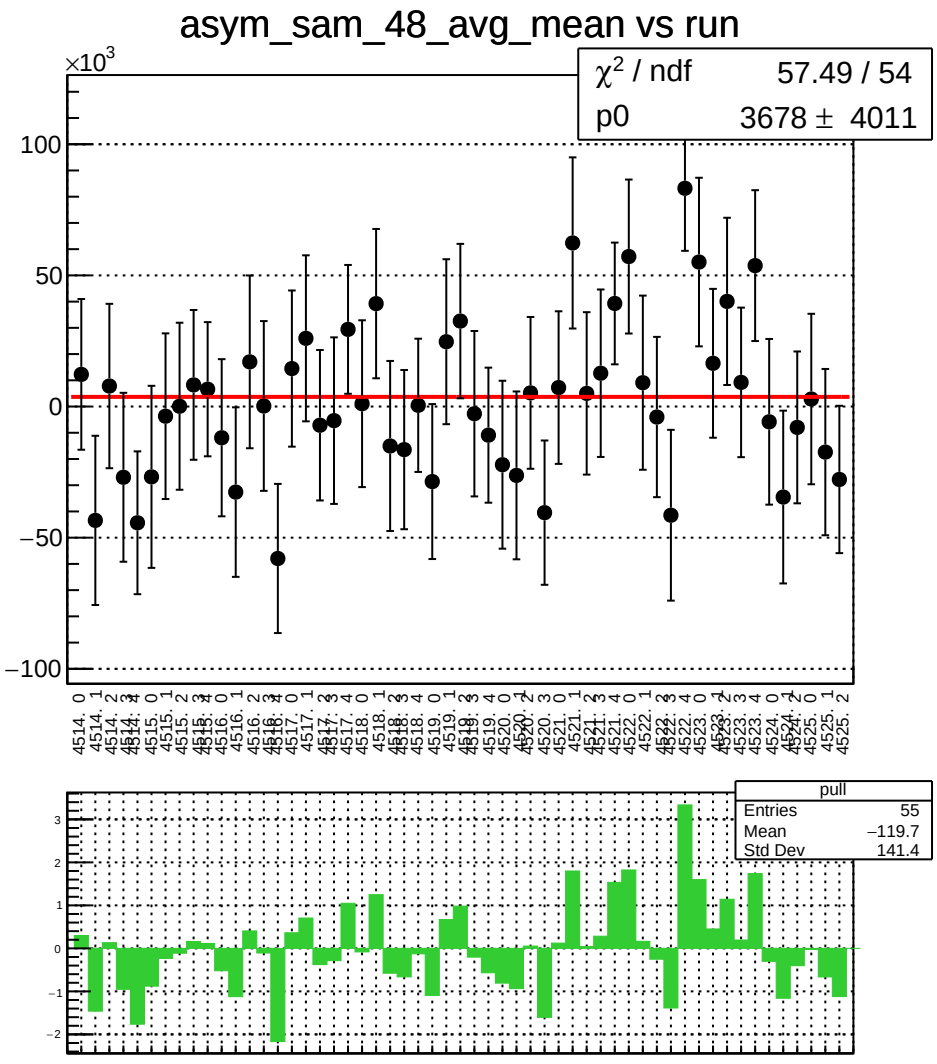
asym_sam_48_avg_mean vs run
×10^3
χ^2 / ndf 57.49 / 54
p0 3678 ± 4011
100
50
0
−50
−100
pull
Entries 55
Mean −119.7
Std Dev 141.4
3
2
1
0
−1
−2

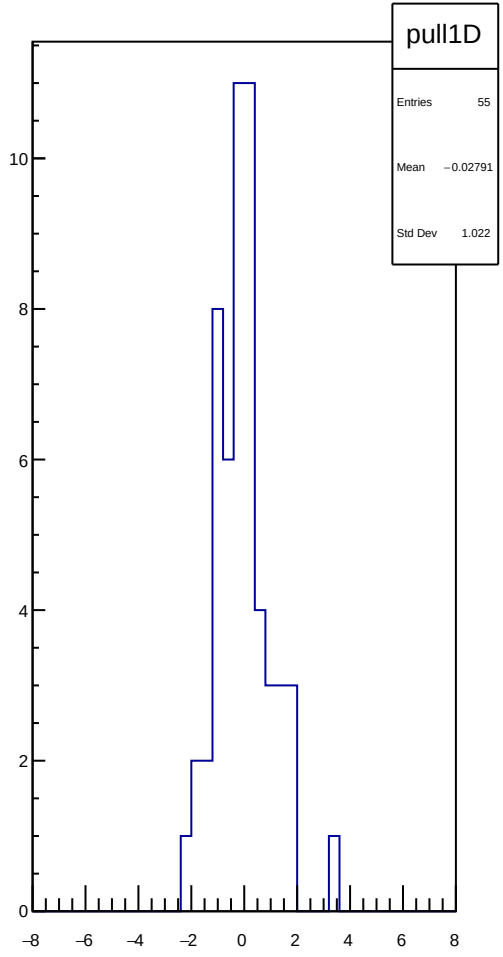
pull1D
Entries 55
Mean −0.02791
Std Dev 1.022
10
8
6
4
2
0
−8
−6
−4
−2
0
2
4
6
8

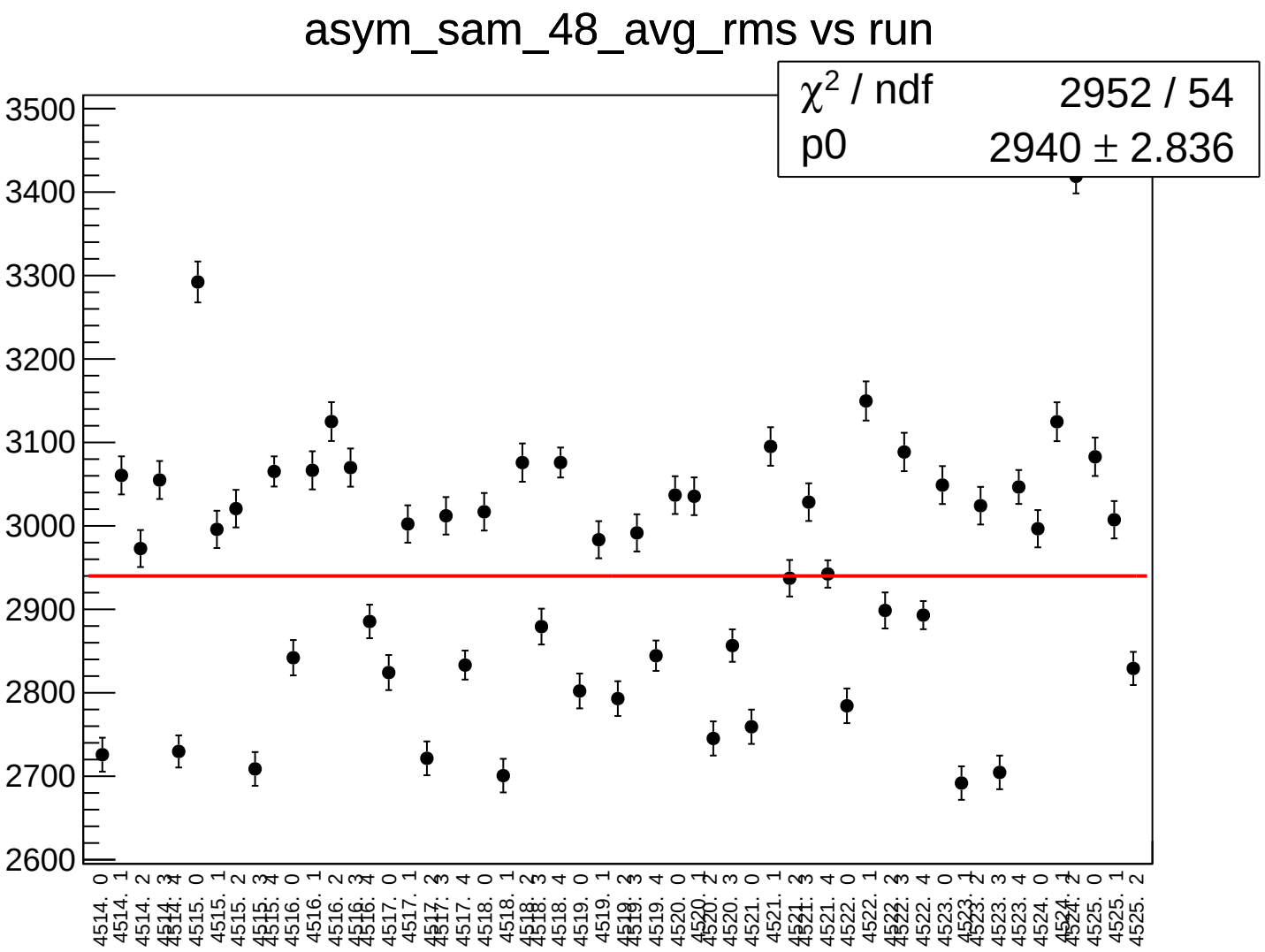
asym_sam_48_avg_rms vs run
χ2 / ndf 2952 / 54
p0 2940 ± 2.836
3500
3400
3300
3200
3100
3000
2900
2800
2700
2600
4514. 0
4514. 1
4514. 2
4514. 3
4514. 4
4515. 0
4515. 1
4515. 2
4515. 3
4515. 4
4516. 0
4516. 1
4516. 2
4516. 3
4516. 4
4517. 0
4517. 1
4517. 2
4517. 3
4517. 4
4518. 0
4518. 1
4518. 2
4518. 3
4518. 4
4519. 0
4519. 1
4519. 2
4519. 3
4519. 4
4520. 0
4520. 1
4520. 2
4520. 3
4521. 0
4521. 1
4521. 2
4521. 3
4521. 4
4522. 0
4522. 1
4522. 2
4522. 3
4522. 4
4523. 0
4523. 1
4523. 2
4523. 3
4523. 4
4524. 0
4524. 1
4524. 2
4525. 0
4525. 1
4525. 2

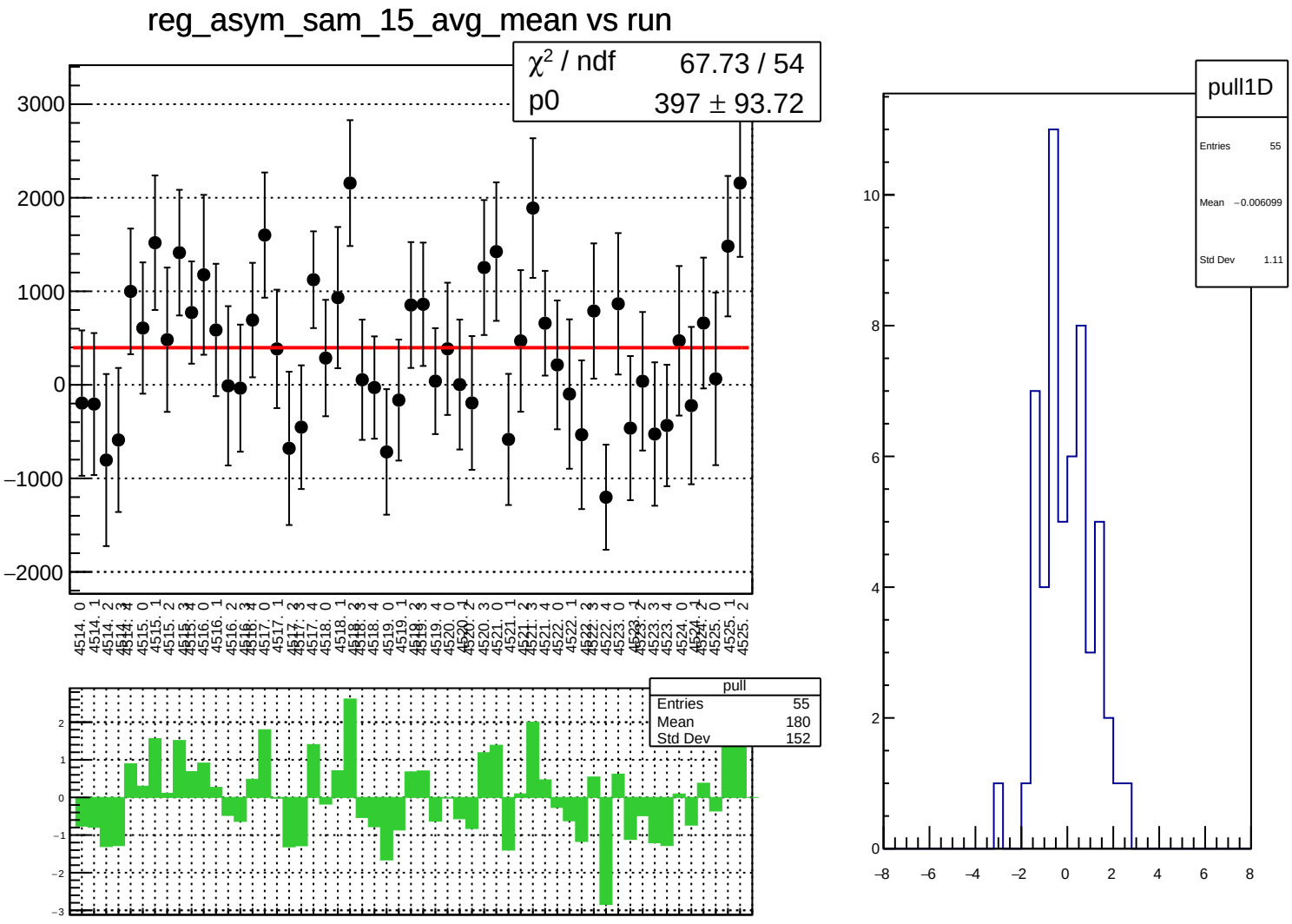
reg_asym_sam_15_avg_mean vs run
χ² / ndf 67.73 / 54
p0 397 ± 93.72
3000
2000
1000
0
−1000
−2000
pull
Entries 55
Mean 180
Std Dev 152
pull1D
Entries 55
Mean −0.006099
Std Dev 1.11
10
8
6
4
2
0
−8
−6
−4
−2
0
2
4
6
8

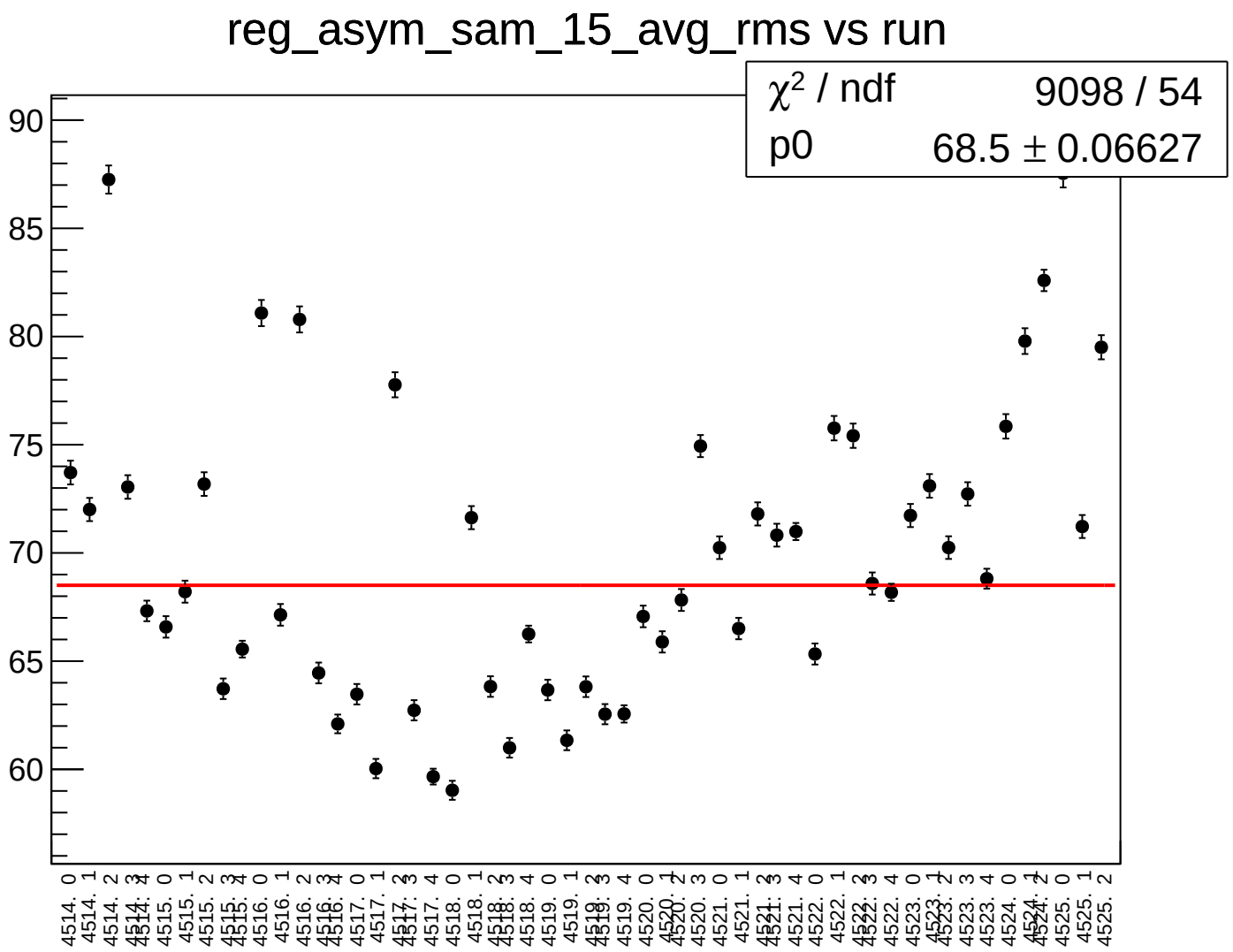
reg_asym_sam_15_avg_rms vs run
χ2 / ndf 9098 / 54
p0 68.5 ± 0.06627
90
85
80
75
70
65
60
4514. 0
4514. 1
4514. 2
4514. 3
4514. 4
4515. 0
4515. 1
4515. 2
4515. 3
4515. 4
4516. 0
4516. 1
4516. 2
4516. 3
4516. 4
4517. 0
4517. 1
4517. 2
4517. 3
4517. 4
4518. 0
4518. 1
4518. 2
4518. 3
4518. 4
4519. 0
4519. 1
4519. 2
4519. 3
4519. 4
4520. 0
4520. 1
4520. 2
4520. 3
4521. 0
4521. 1
4521. 2
4521. 3
4521. 4
4522. 0
4522. 1
4522. 2
4522. 3
4522. 4
4523. 0
4523. 1
4523. 2
4523. 3
4523. 4
4524. 0
4524. 1
4524. 2
4525. 0
4525. 1
4525. 2

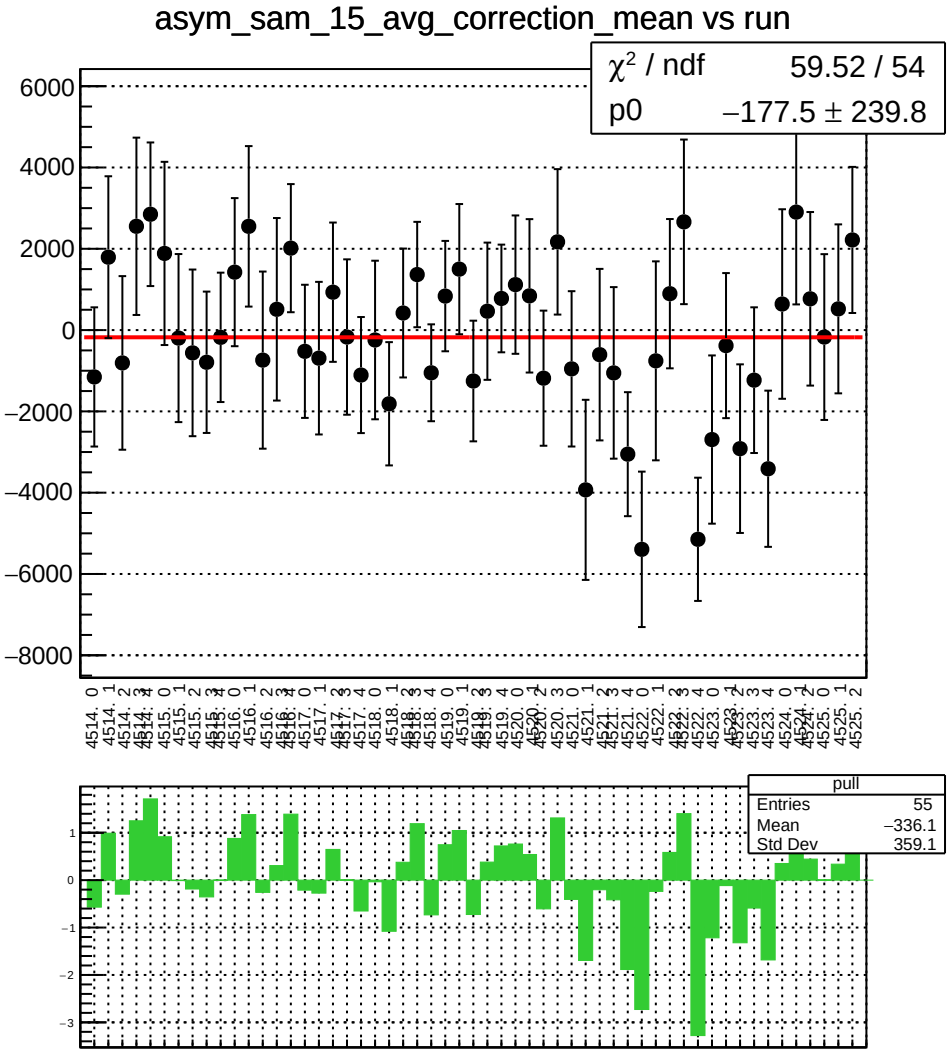
asym_sam_15_avg_correction_mean vs run
χ² / ndf 59.52 / 54
p0 −177.5 ± 239.8
pull
Entries 55
Mean −336.1
Std Dev 359.1

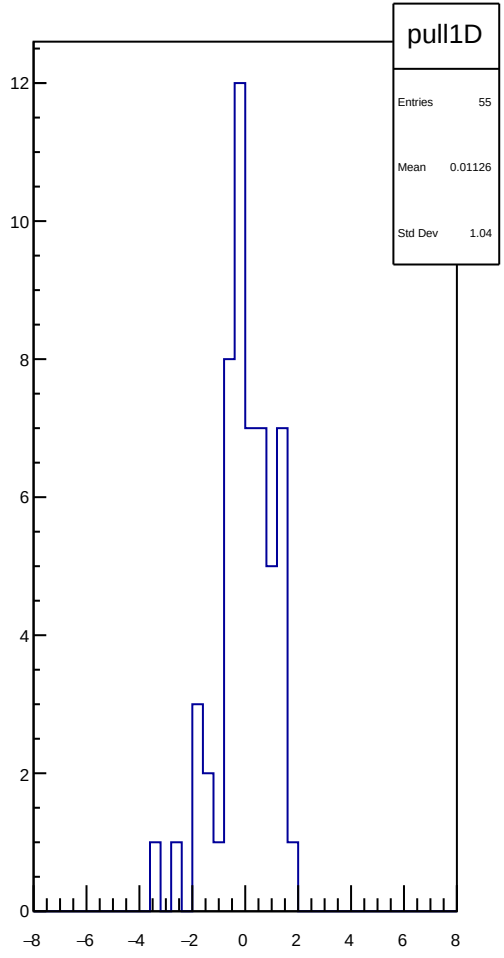
pull1D
Entries 55
Mean 0.01126
Std Dev 1.04

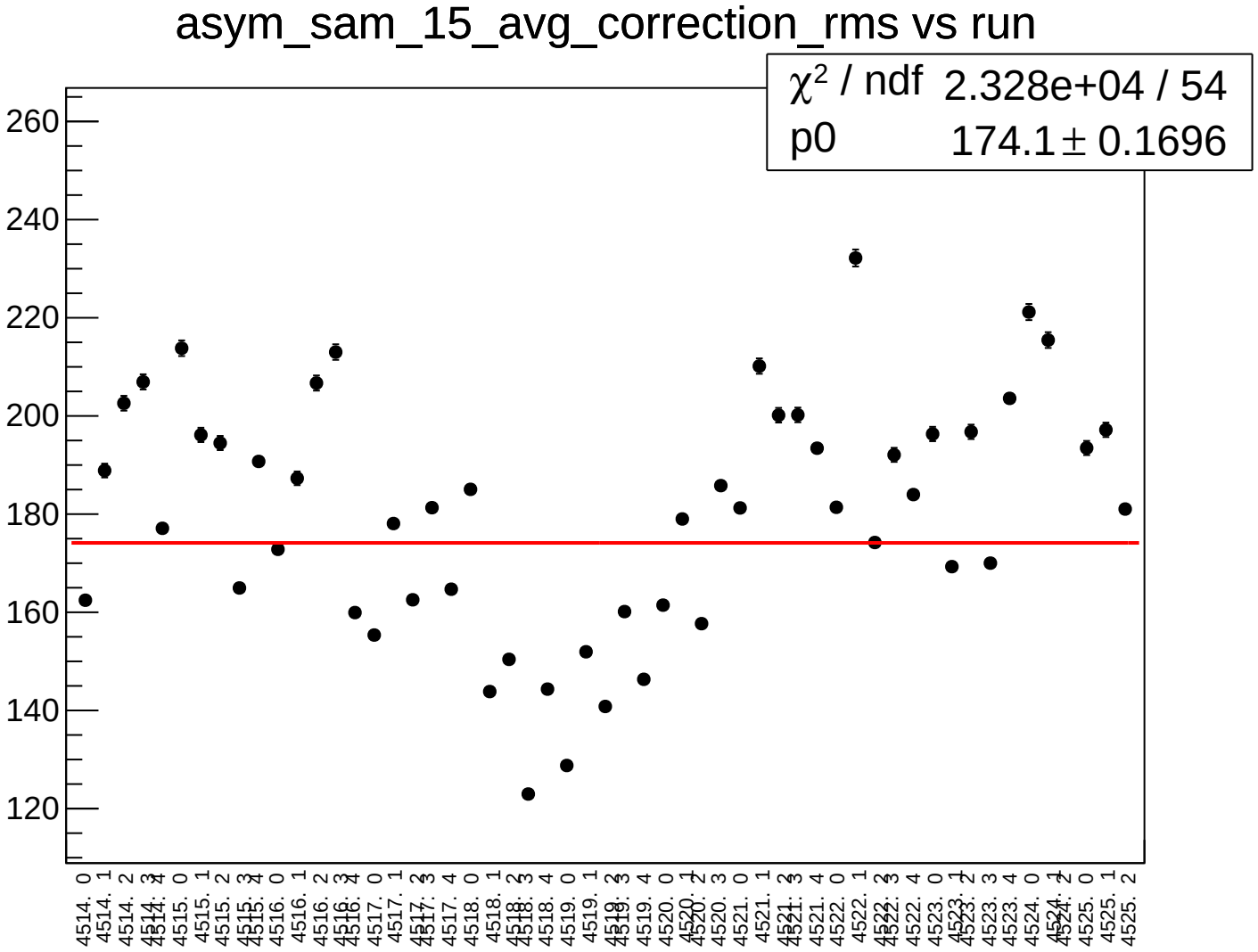
asym_sam_15_avg_correction_rms vs run
χ² / ndf 2.328e+04 / 54
p0 174.1 ± 0.1696
260
240
220
200
180
160
140
120
4514. 0
4514. 1
4514. 2
4514. 3
4514. 4
4515. 0
4515. 1
4515. 2
4515. 3
4515. 4
4516. 0
4516. 1
4516. 2
4516. 3
4516. 4
4517. 0
4517. 1
4517. 2
4517. 3
4517. 4
4518. 0
4518. 1
4518. 2
4518. 3
4518. 4
4519. 0
4519. 1
4519. 2
4519. 3
4519. 4
4520. 0
4520. 1
4520. 2
4520. 3
4521. 0
4521. 1
4521. 2
4521. 3
4521. 4
4522. 0
4522. 1
4522. 2
4522. 3
4522. 4
4523. 0
4523. 1
4523. 2
4523. 3
4523. 4
4524. 0
4524. 1
4524. 2
4525. 0
4525. 1
4525. 2

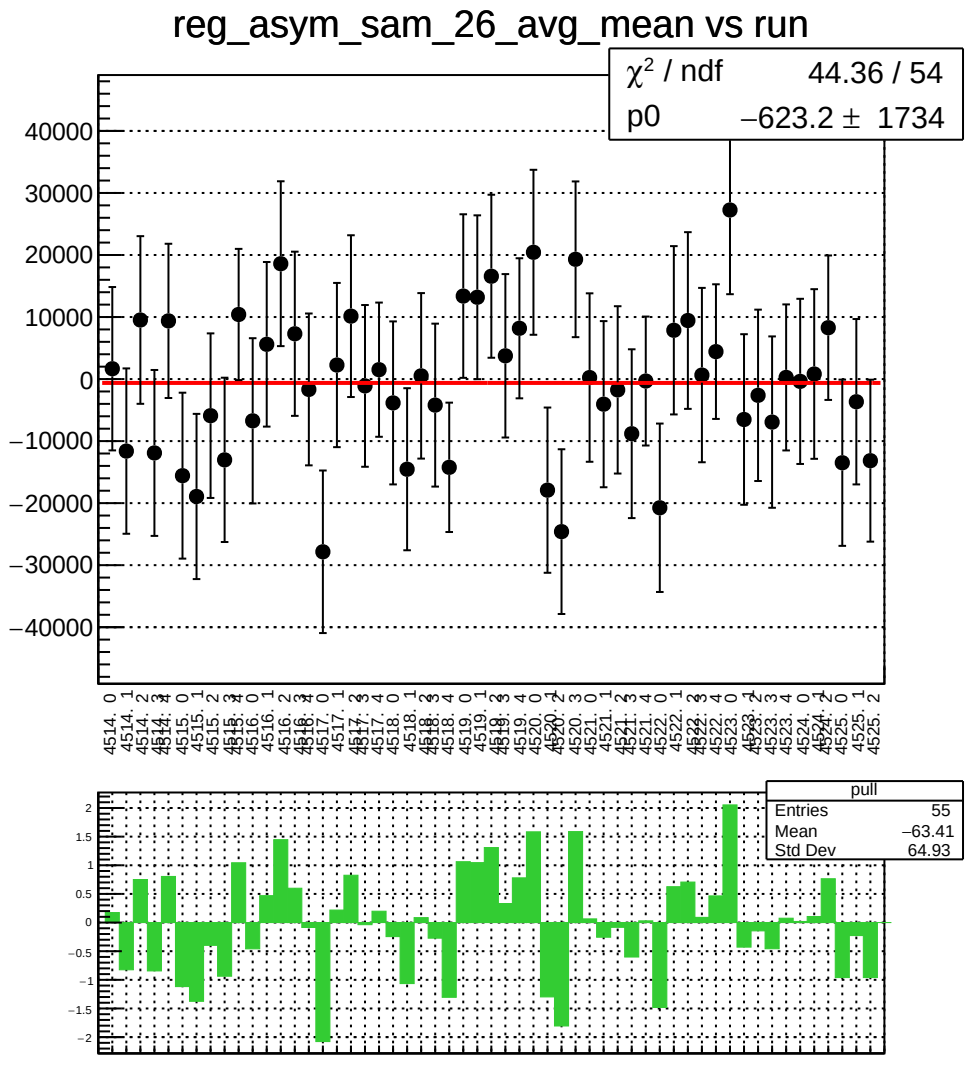
reg_asym_sam_26_avg_mean vs run
χ² / ndf 44.36 / 54
p0 −623.2 ± 1734
pull
Entries 55
Mean −63.41
Std Dev 64.93

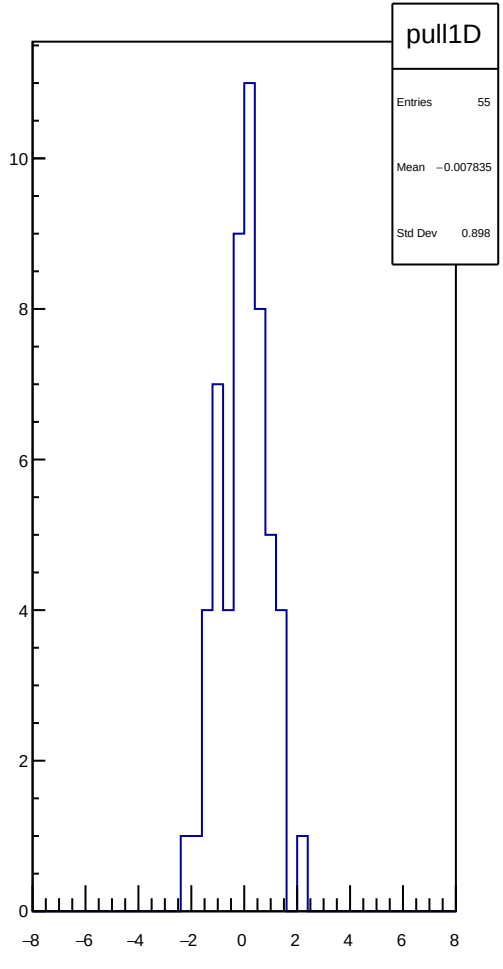
pull1D
Entries 55
Mean −0.007835
Std Dev 0.898

reg_asym_sam_26_avg_rms vs run

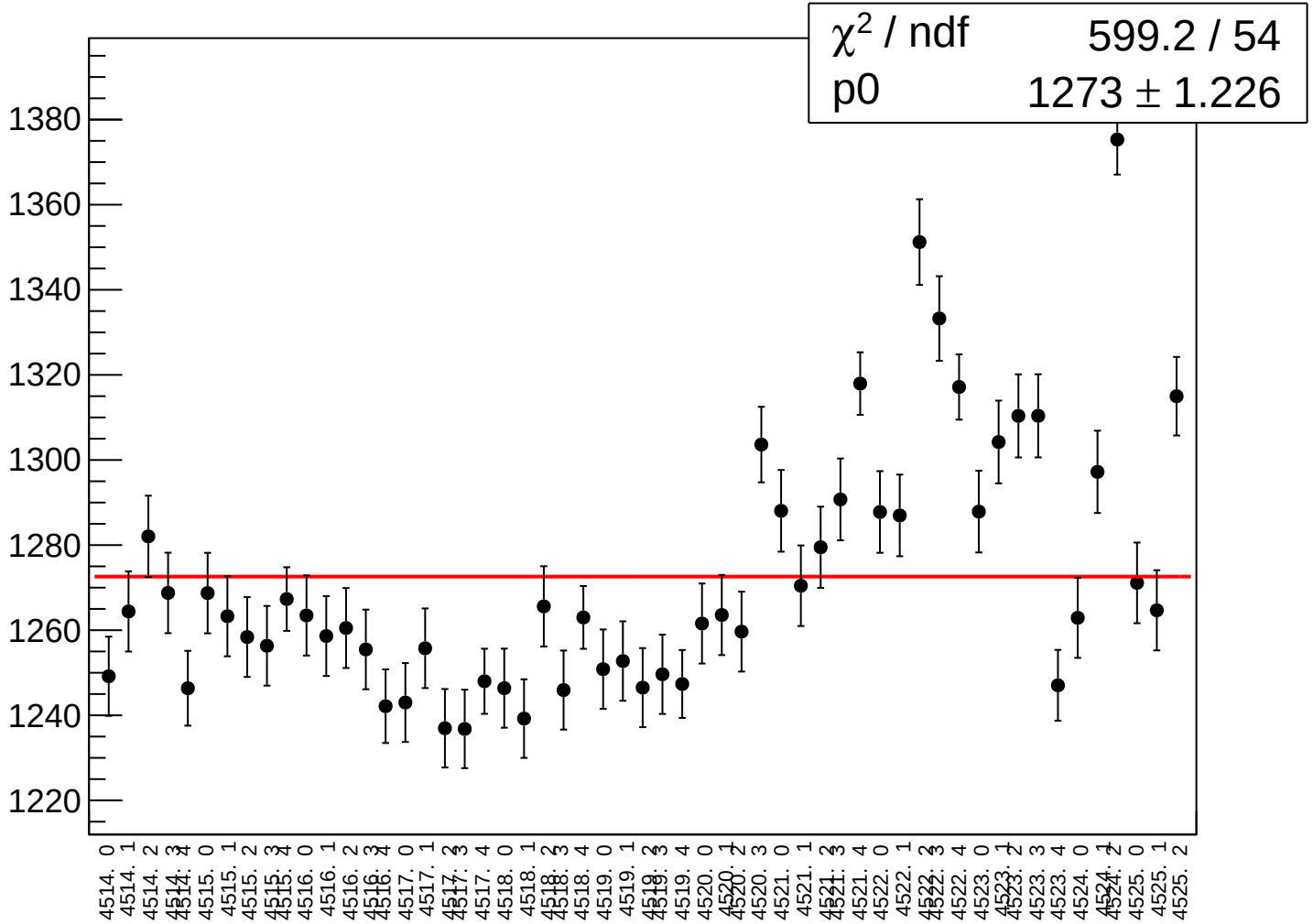

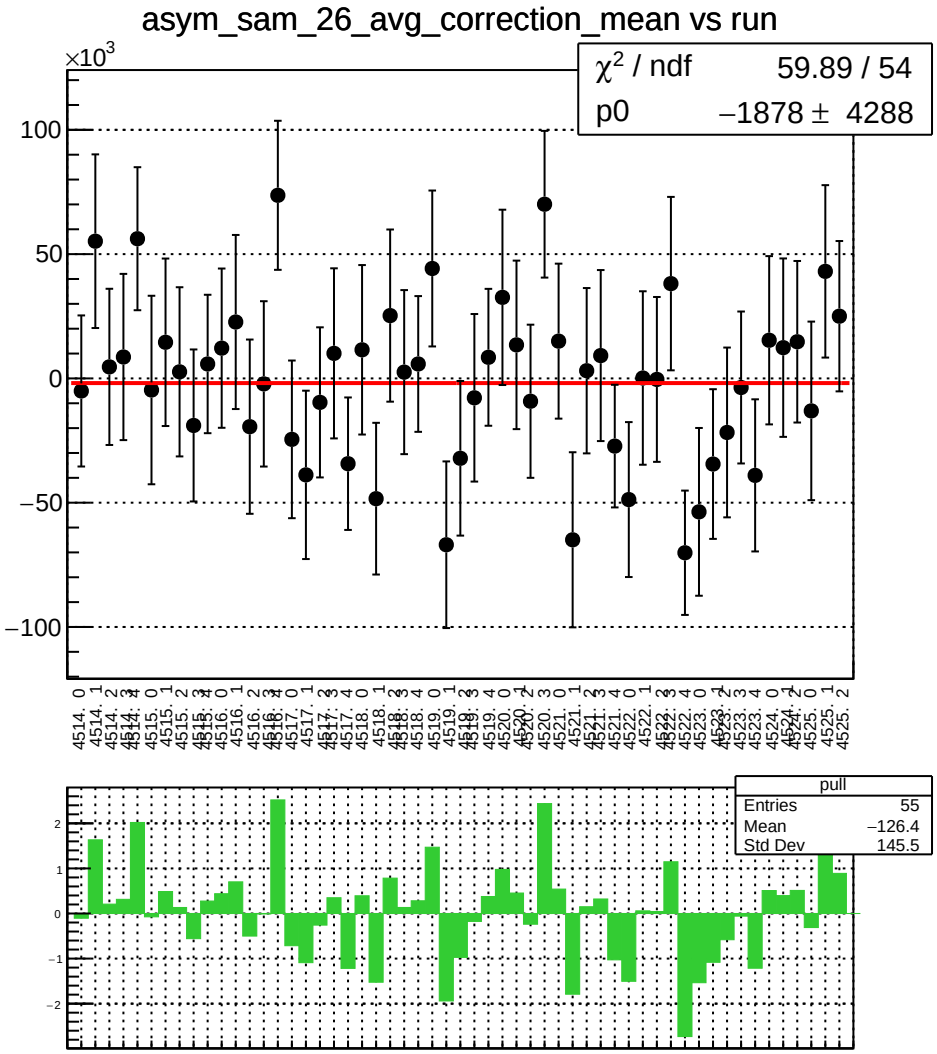
asym_sam_26_avg_correction_mean vs run
×10^3
χ^2 / ndf 59.89 / 54
p0 −1878 ± 4288
pull
Entries 55
Mean −126.4
Std Dev 145.5

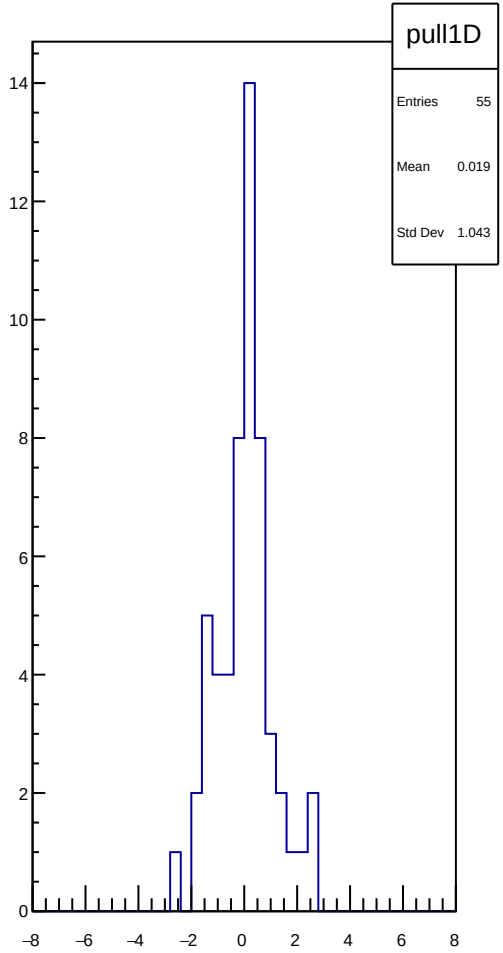
pull1D
Entries 55
Mean 0.019
Std Dev 1.043

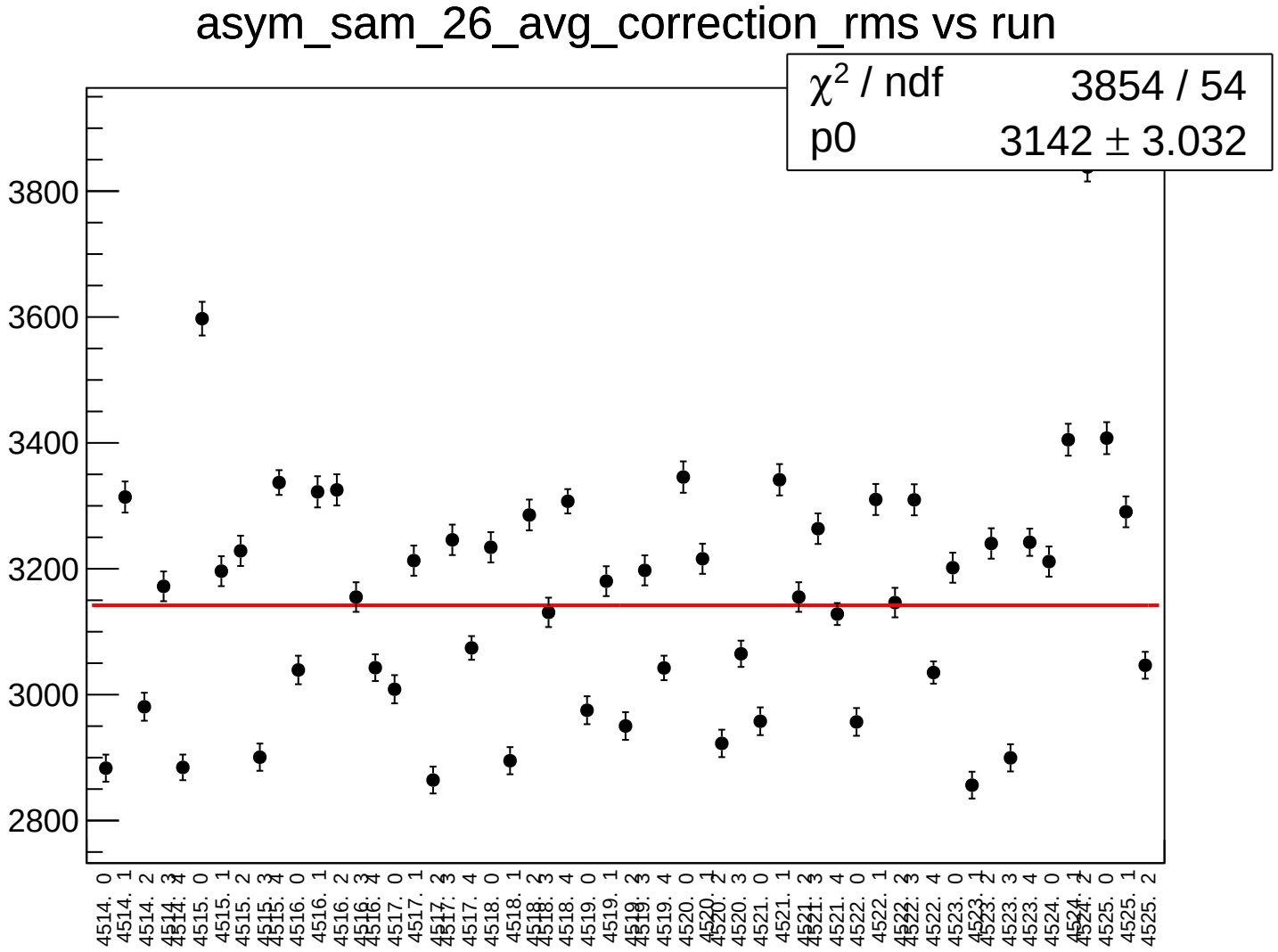
asym_sam_26_avg_correction_rms vs run
χ² / ndf 3854 / 54
p0 3142 ± 3.032
3800
3600
3400
3200
3000
2800
4514. 0
4514. 1
4514. 2
4514. 3
4514. 4
4515. 0
4515. 1
4515. 2
4515. 3
4515. 4
4516. 0
4516. 1
4516. 2
4516. 3
4516. 4
4517. 0
4517. 1
4517. 2
4517. 3
4517. 4
4518. 0
4518. 1
4518. 2
4518. 3
4518. 4
4519. 0
4519. 1
4519. 2
4519. 3
4519. 4
4520. 0
4520. 1
4520. 2
4520. 3
4521. 0
4521. 1
4521. 2
4521. 3
4521. 4
4522. 0
4522. 1
4522. 2
4522. 3
4522. 4
4523. 0
4523. 1
4523. 2
4523. 3
4523. 4
4524. 0
4524. 1
4524. 2
4525. 0
4525. 1
4525. 2

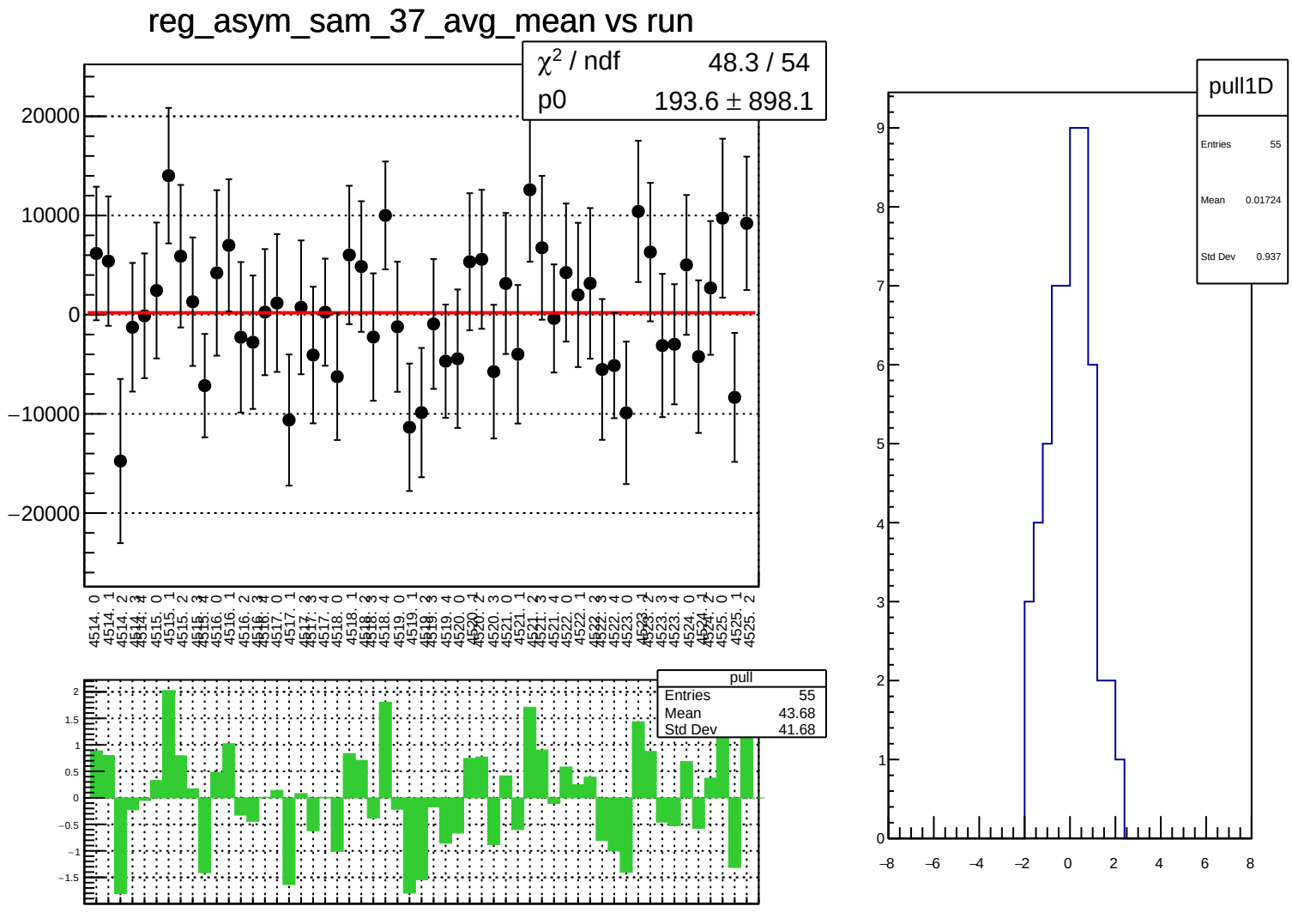
reg_asym_sam_37_avg_mean vs run
χ² / ndf 48.3 / 54
p0 193.6 ± 898.1
20000
10000
0
−10000
−20000
pull
Entries 55
Mean 43.68
Std Dev 41.68
pull1D
Entries 55
Mean 0.01724
Std Dev 0.937

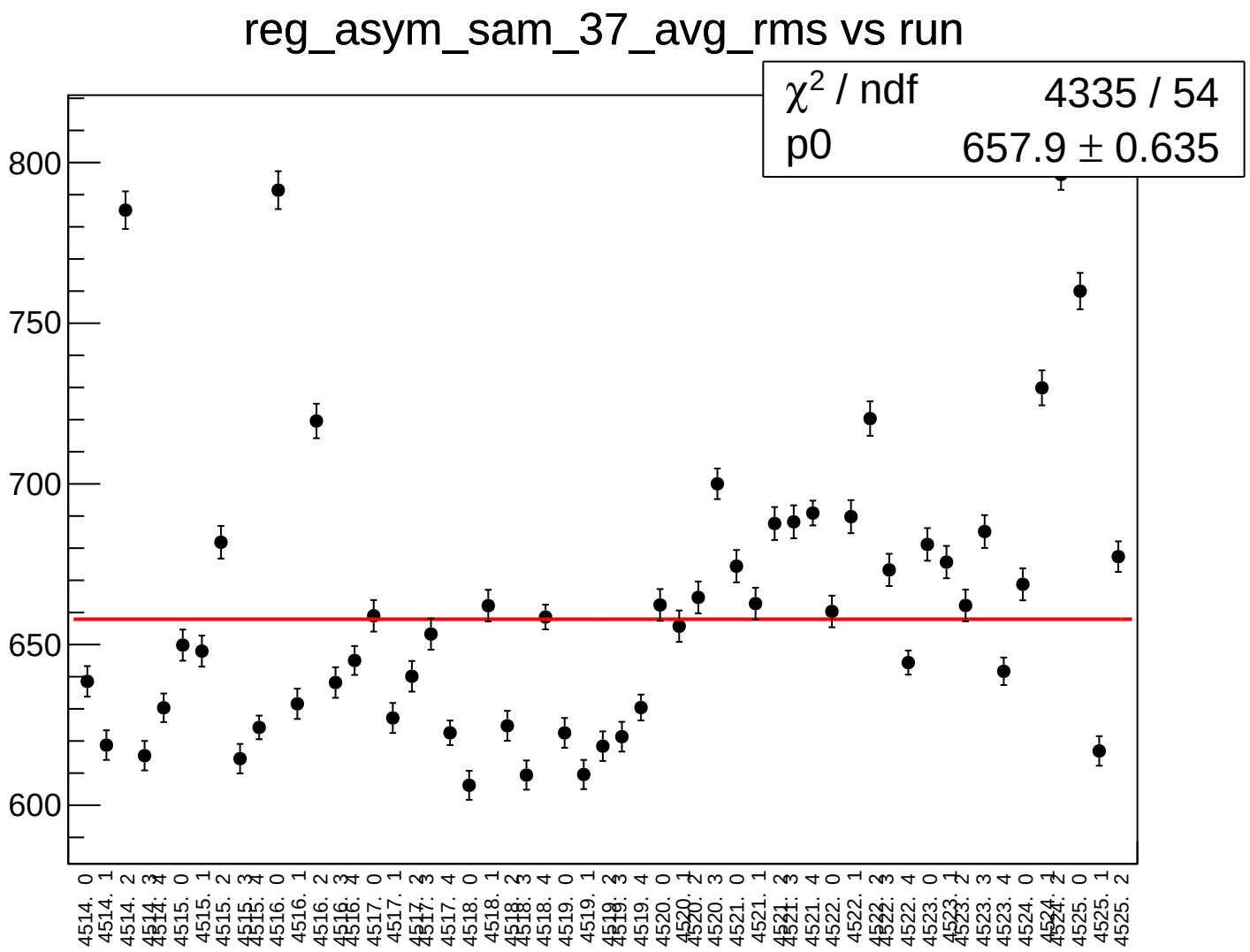
reg_asym_sam_37_avg_rms vs run
χ2 / ndf 4335 / 54
p0 657.9 ± 0.635
800
750
700
650
600
4514. 0
4514. 1
4514. 2
4514. 3
4514. 4
4515. 0
4515. 1
4515. 2
4515. 3
4515. 4
4516. 0
4516. 1
4516. 2
4516. 3
4516. 4
4517. 0
4517. 1
4517. 2
4517. 3
4517. 4
4518. 0
4518. 1
4518. 2
4518. 3
4518. 4
4519. 0
4519. 1
4519. 2
4519. 3
4519. 4
4520. 0
4520. 1
4520. 2
4520. 3
4521. 0
4521. 1
4521. 2
4521. 3
4521. 4
4522. 0
4522. 1
4522. 2
4522. 3
4522. 4
4523. 0
4523. 1
4523. 2
4523. 3
4523. 4
4524. 0
4524. 1
4524. 2
4525. 0
4525. 1
4525. 2

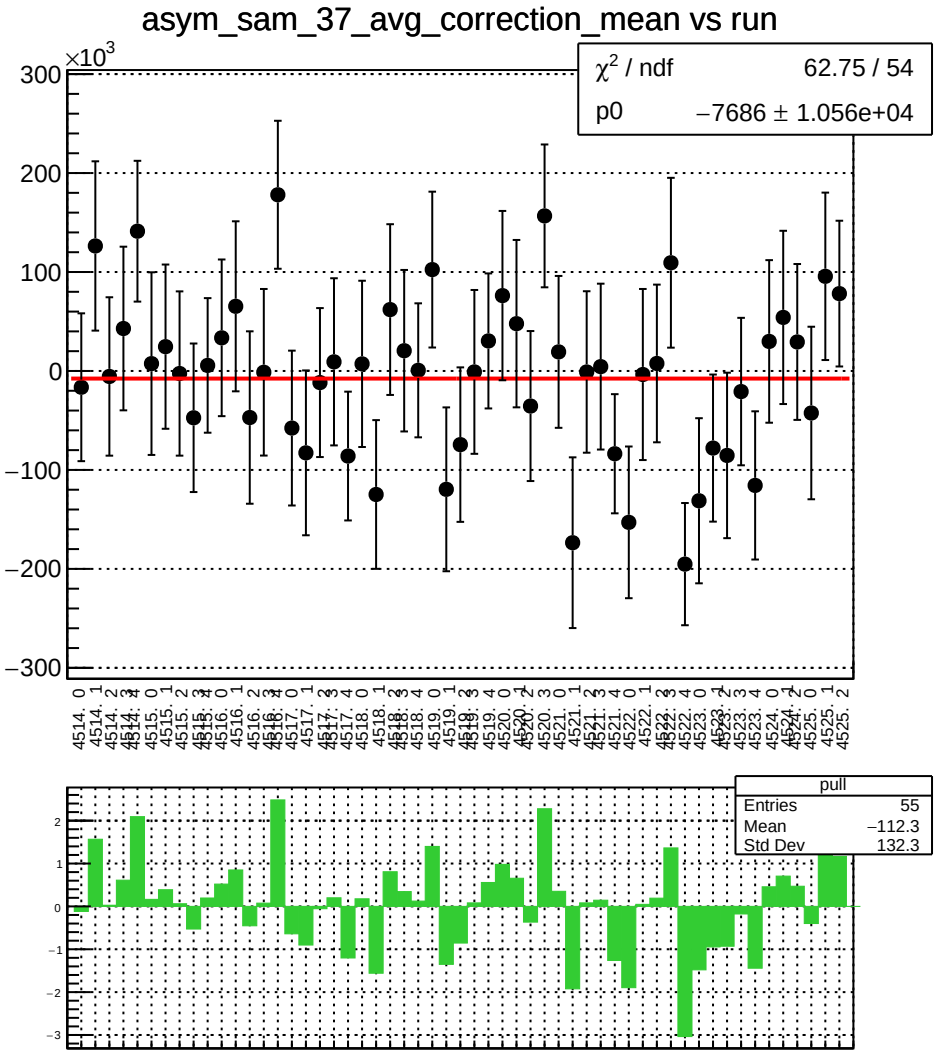
asym_sam_37_avg_correction_mean vs run
×10^3
χ² / ndf 62.75 / 54
p0 −7686 ± 1.056e+04
pull
Entries 55
Mean −112.3
Std Dev 132.3

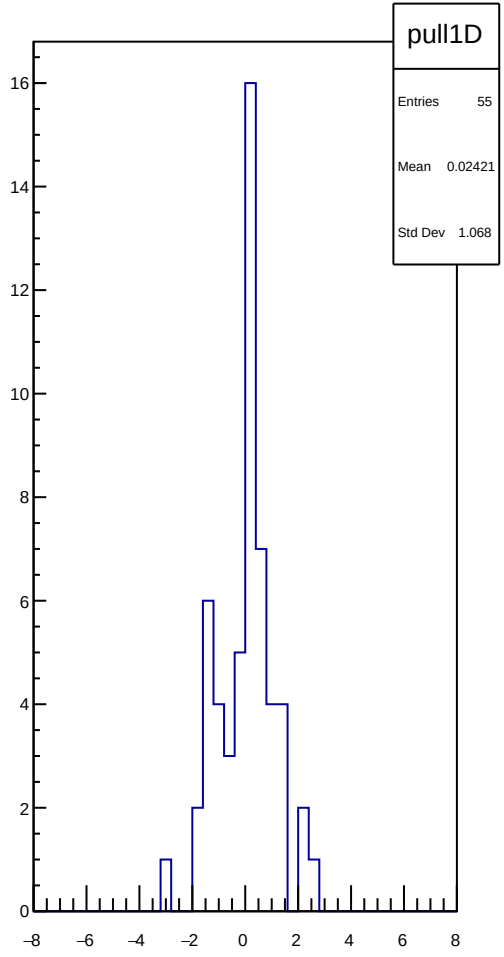
pull1D
Entries 55
Mean 0.02421
Std Dev 1.068

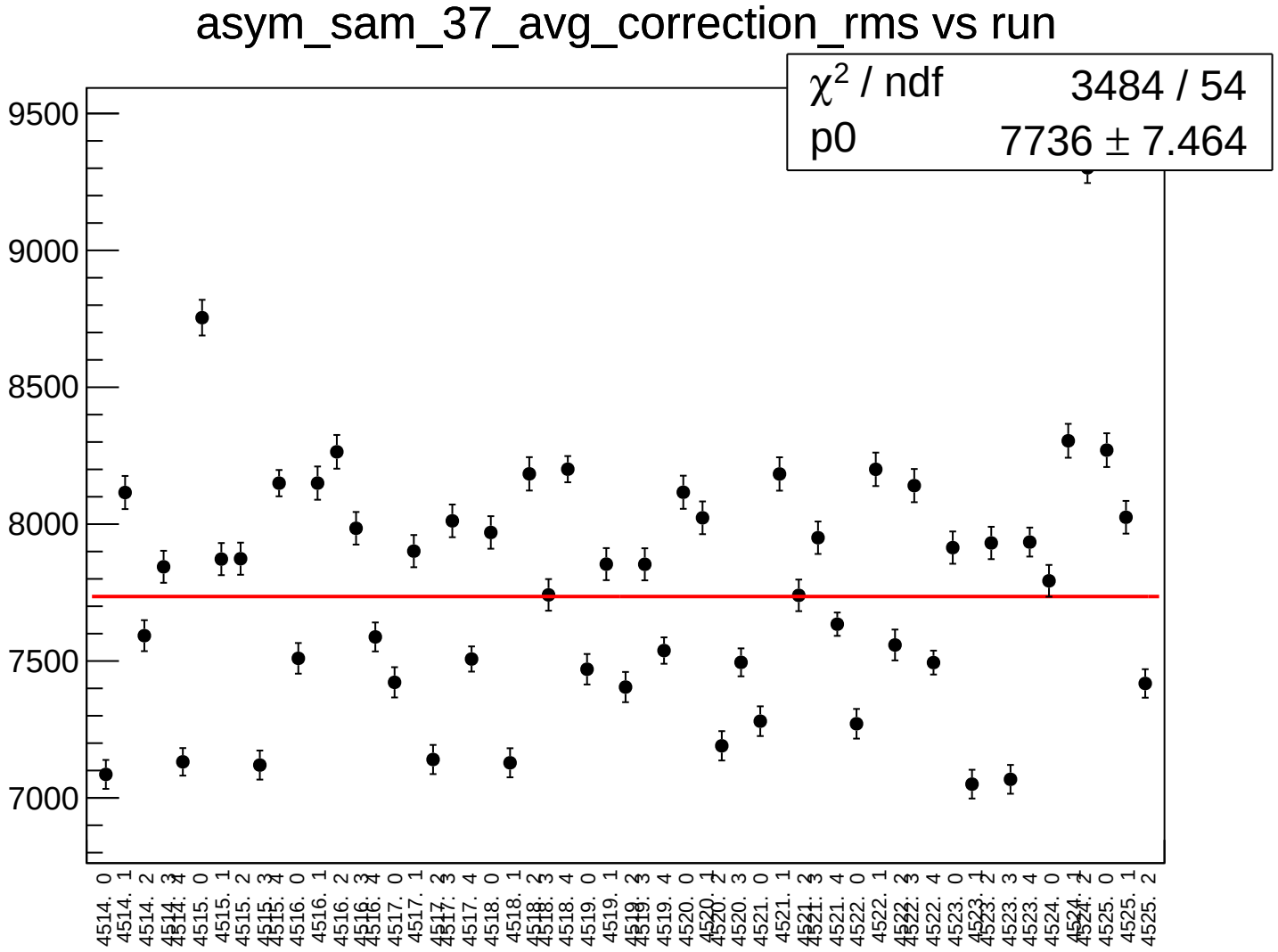
asym_sam_37_avg_correction_rms vs run
χ^2 / ndf 3484 / 54
p0 7736 ± 7.464
9500
9000
8500
8000
7500
7000
4514. 0
4514. 1
4514. 2
4514. 3
4514. 4
4515. 0
4515. 1
4515. 2
4515. 3
4515. 4
4516. 0
4516. 1
4516. 2
4516. 3
4516. 4
4517. 0
4517. 1
4517. 2
4517. 3
4517. 4
4518. 0
4518. 1
4518. 2
4518. 3
4518. 4
4519. 0
4519. 1
4519. 2
4519. 3
4519. 4
4520. 0
4520. 1
4520. 2
4520. 3
4521. 0
4521. 1
4521. 2
4521. 3
4521. 4
4522. 0
4522. 1
4522. 2
4522. 3
4522. 4
4523. 0
4523. 1
4523. 2
4523. 3
4523. 4
4524. 0
4524. 1
4524. 2
4525. 0
4525. 1
4525. 2

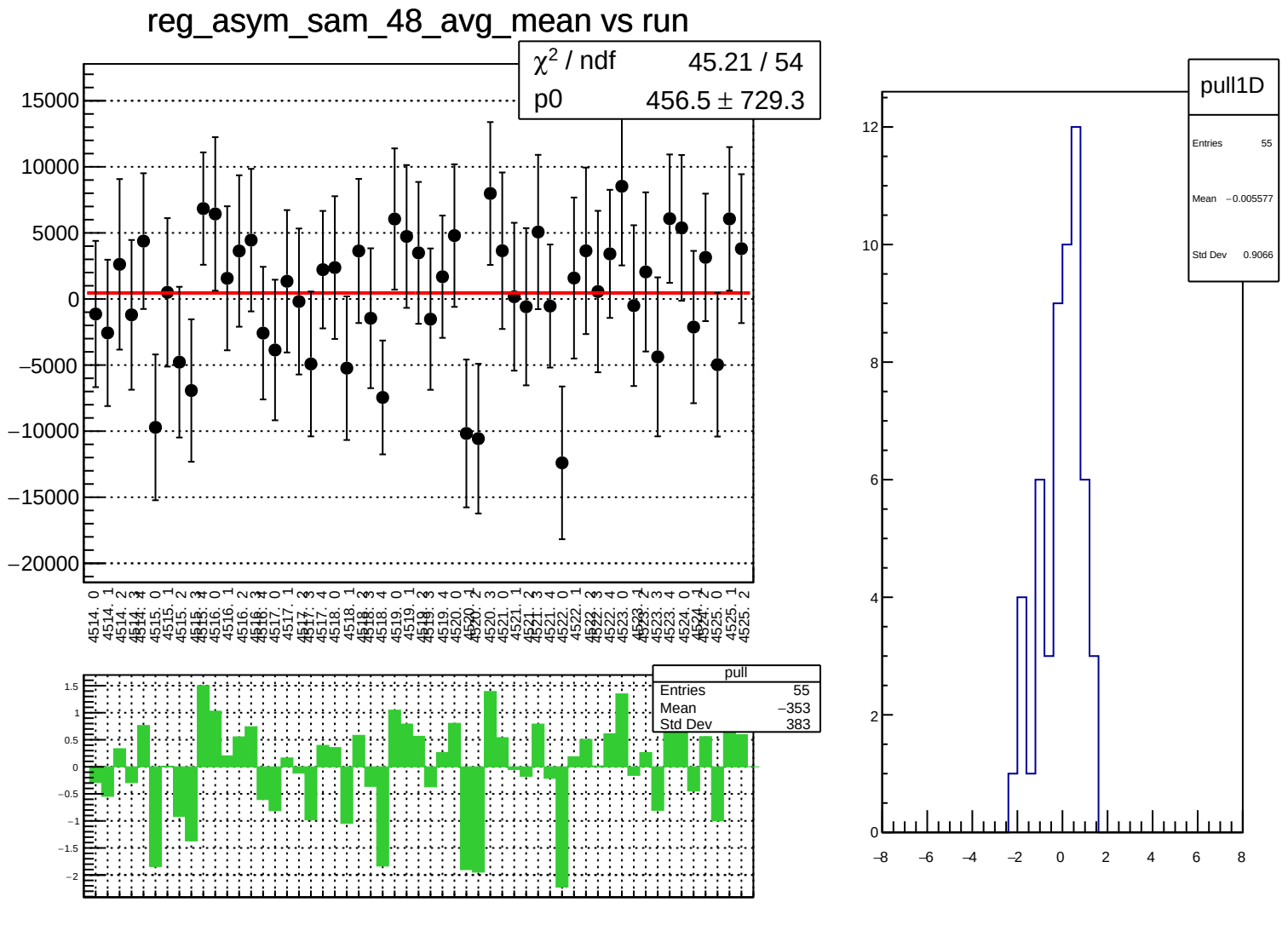
reg_asym_sam_48_avg_mean vs run
χ² / ndf 45.21 / 54
p0 456.5 ± 729.3
pull
Entries 55
Mean −353
Std Dev 383
pull1D
Entries 55
Mean −0.005577
Std Dev 0.9066

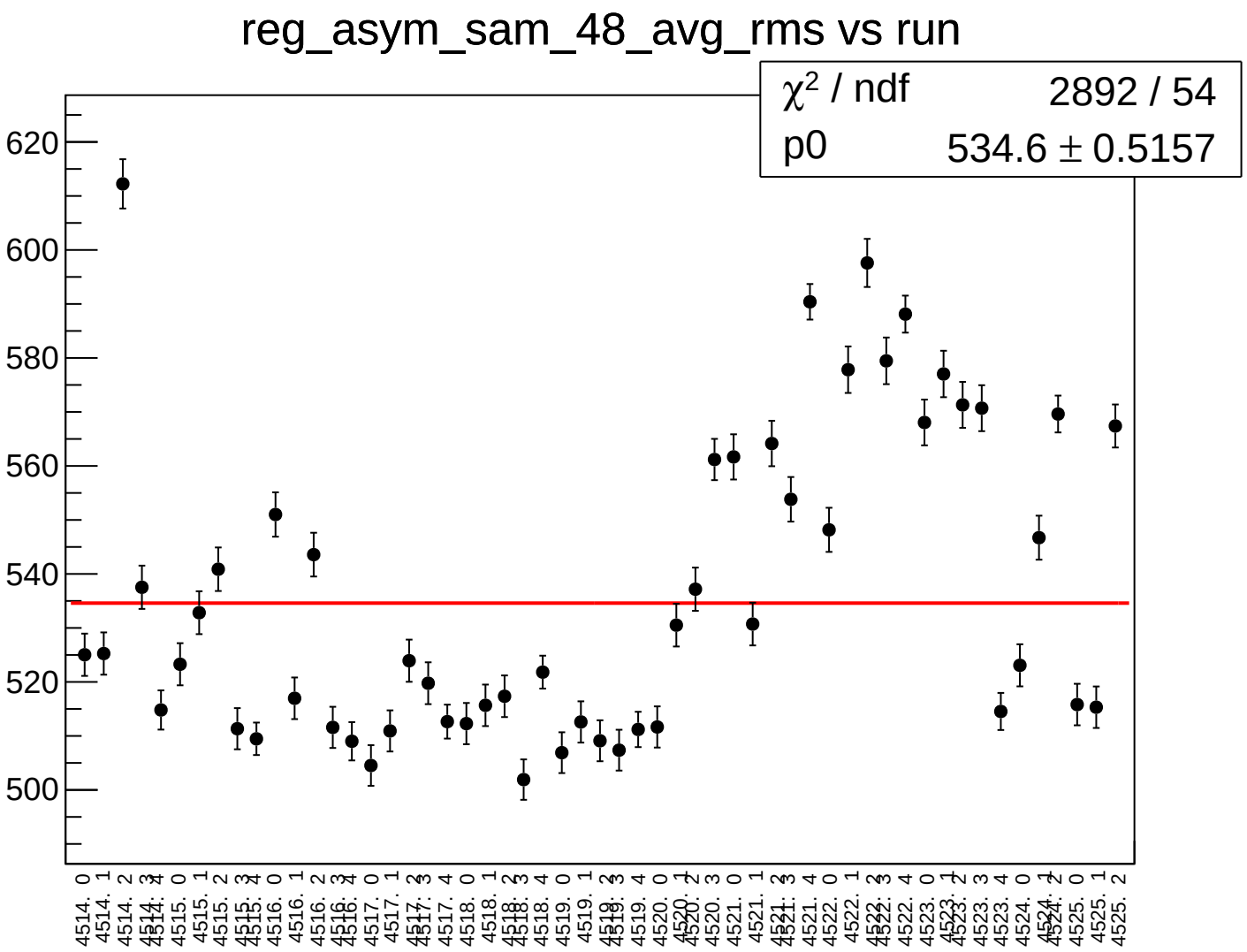
reg_asym_sam_48_avg_rms vs run
χ^2 / ndf 2892 / 54
p0 534.6 ± 0.5157
620
600
580
560
540
520
500
4514. 0
4514. 1
4514. 2
4514. 3
4514. 4
4515. 0
4515. 1
4515. 2
4515. 3
4515. 4
4516. 0
4516. 1
4516. 2
4516. 3
4516. 4
4517. 0
4517. 1
4517. 2
4517. 3
4517. 4
4518. 0
4518. 1
4518. 2
4518. 3
4518. 4
4519. 0
4519. 1
4519. 2
4519. 3
4519. 4
4520. 0
4520. 1
4520. 2
4520. 3
4521. 0
4521. 1
4521. 2
4521. 3
4521. 4
4522. 0
4522. 1
4522. 2
4522. 3
4522. 4
4523. 0
4523. 1
4523. 2
4523. 3
4523. 4
4524. 0
4524. 1
4524. 2
4525. 0
4525. 1
4525. 2

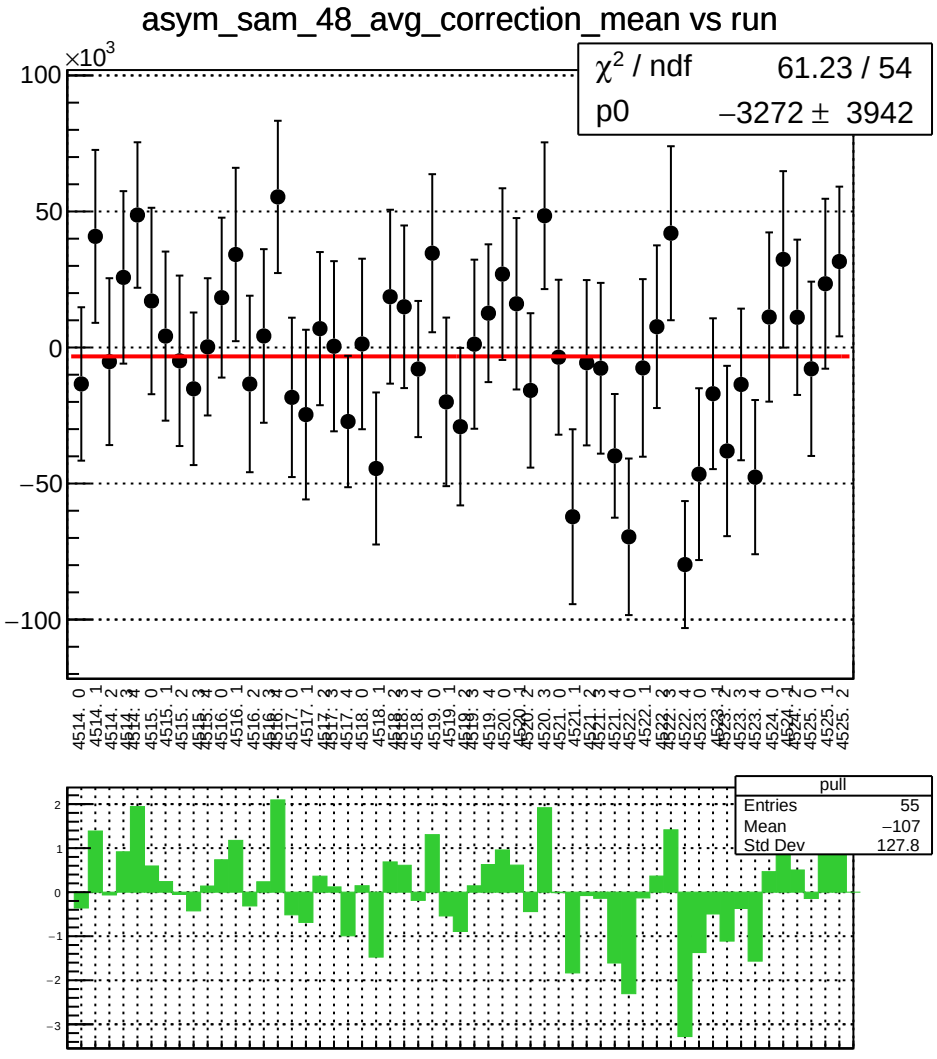
asym_sam_48_avg_correction_mean vs run
×10^3
χ² / ndf 61.23 / 54
p0 −3272 ± 3942
pull
Entries 55
Mean −107
Std Dev 127.8

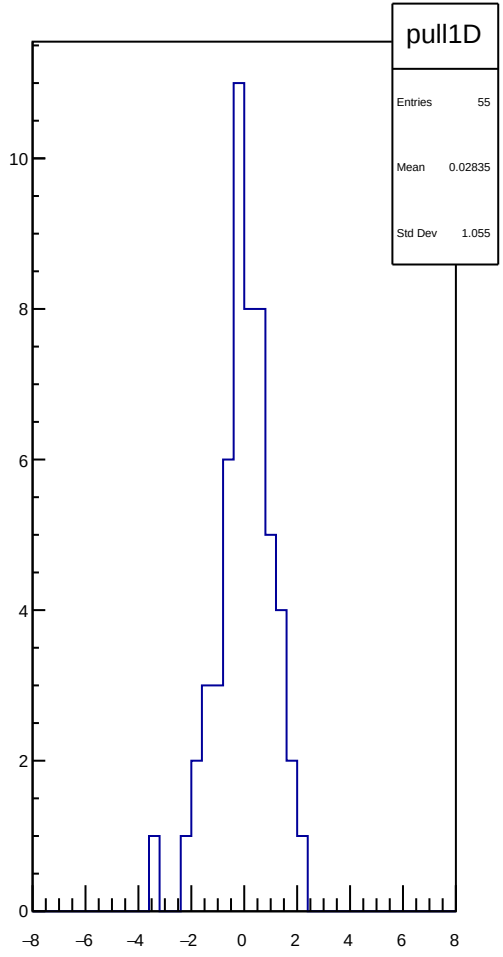
pull1D
Entries 55
Mean 0.02835
Std Dev 1.055

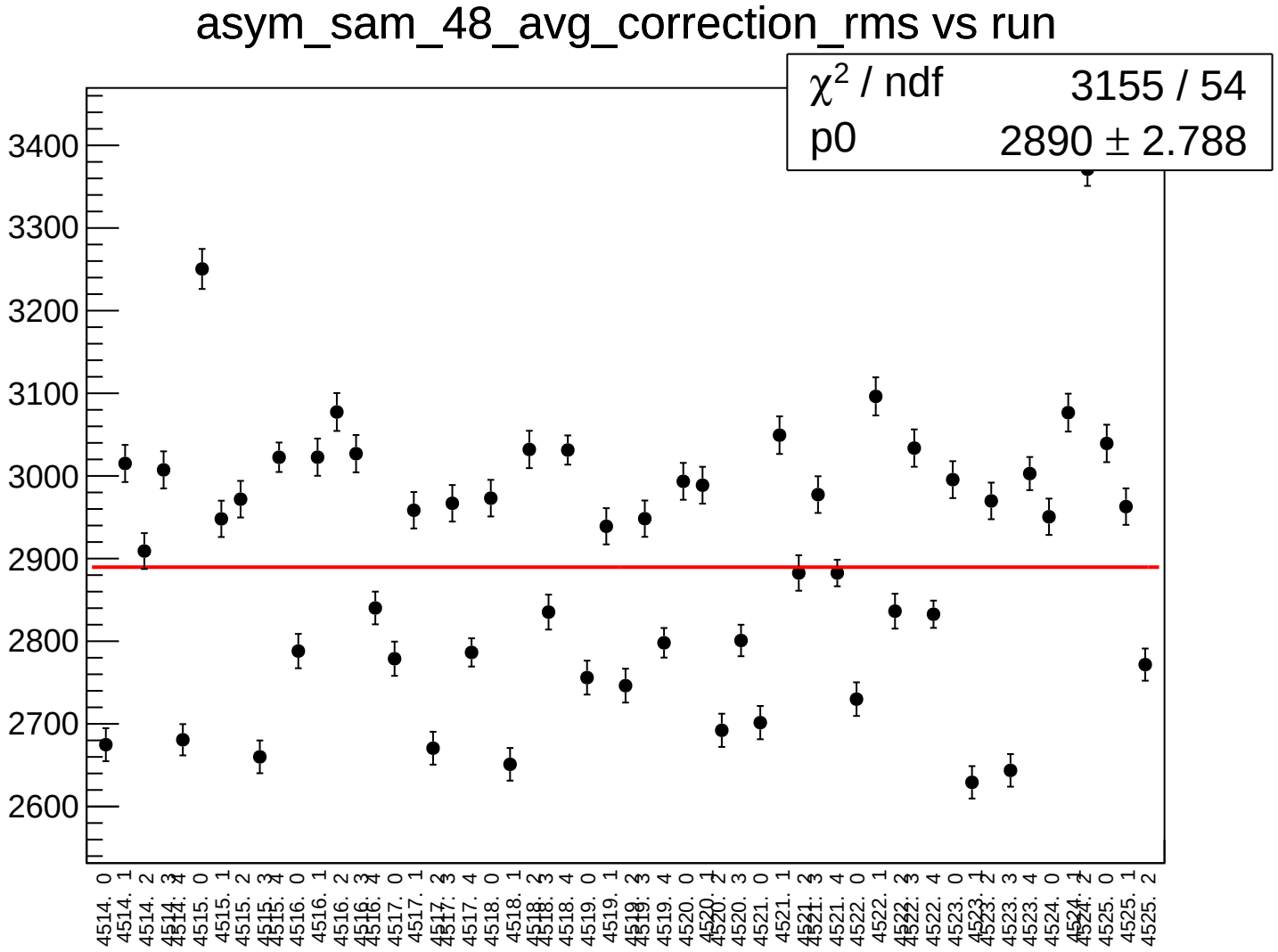
asym_sam_48_avg_correction_rms vs run
χ² / ndf 3155 / 54
p0 2890 ± 2.788
3400
3300
3200
3100
3000
2900
2800
2700
2600
4514. 0
4514. 1
4514. 2
4514. 3
4514. 4
4515. 0
4515. 1
4515. 2
4515. 3
4515. 4
4516. 0
4516. 1
4516. 2
4516. 3
4516. 4
4517. 0
4517. 1
4517. 2
4517. 3
4517. 4
4518. 0
4518. 1
4518. 2
4518. 3
4518. 4
4519. 0
4519. 1
4519. 2
4519. 3
4519. 4
4520. 0
4520. 1
4520. 2
4520. 3
4521. 0
4521. 1
4521. 2
4521. 3
4521. 4
4522. 0
4522. 1
4522. 2
4522. 3
4522. 4
4523. 0
4523. 1
4523. 2
4523. 3
4523. 4
4524. 0
4524. 1
4524. 2
4525. 0
4525. 1
4525. 2

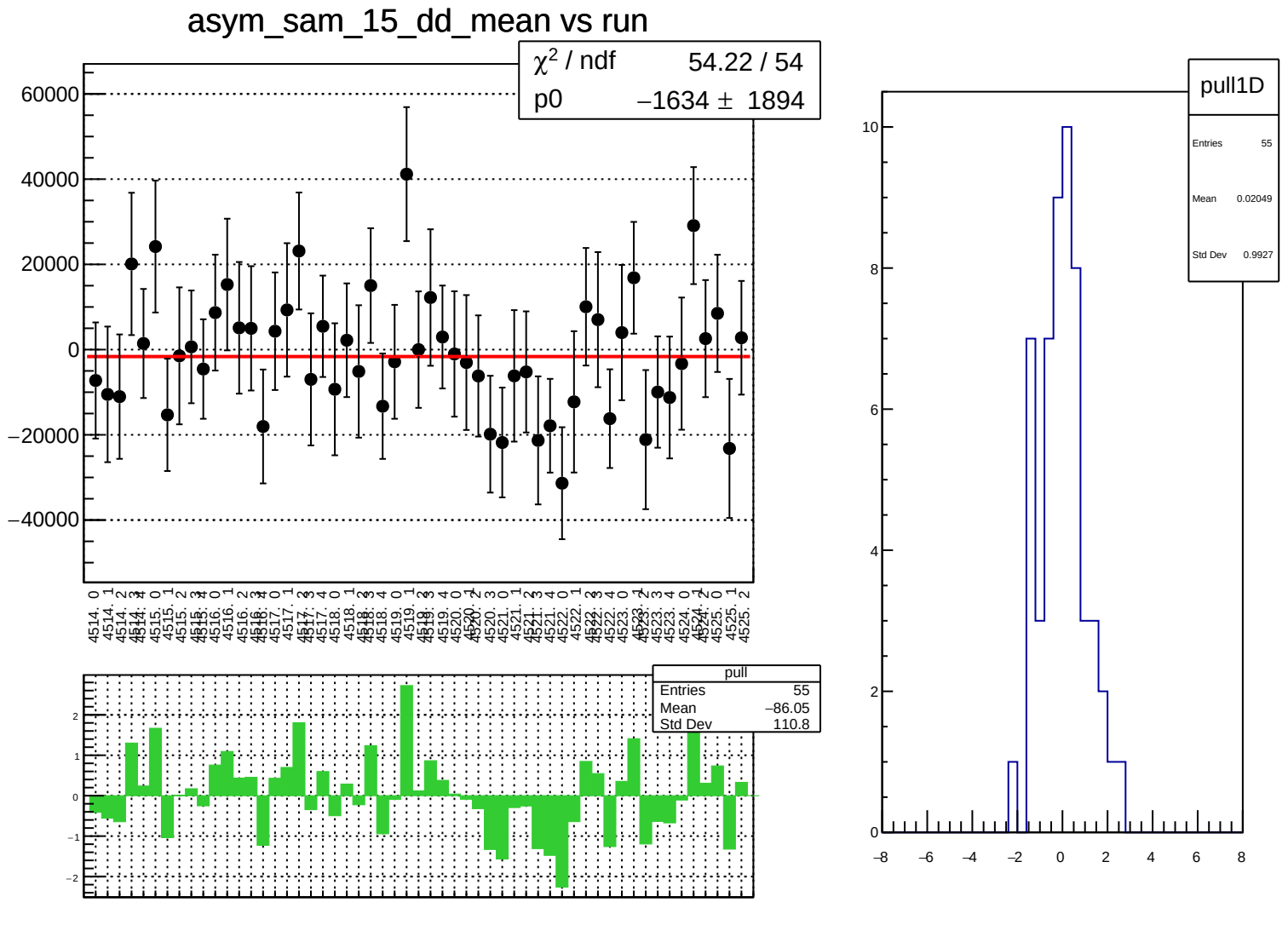
asym_sam_15_dd_mean vs run
χ² / ndf 54.22 / 54
p0 −1634 ± 1894
pull
Entries 55
Mean −86.05
Std Dev 110.8
pull1D
Entries 55
Mean 0.02049
Std Dev 0.9927

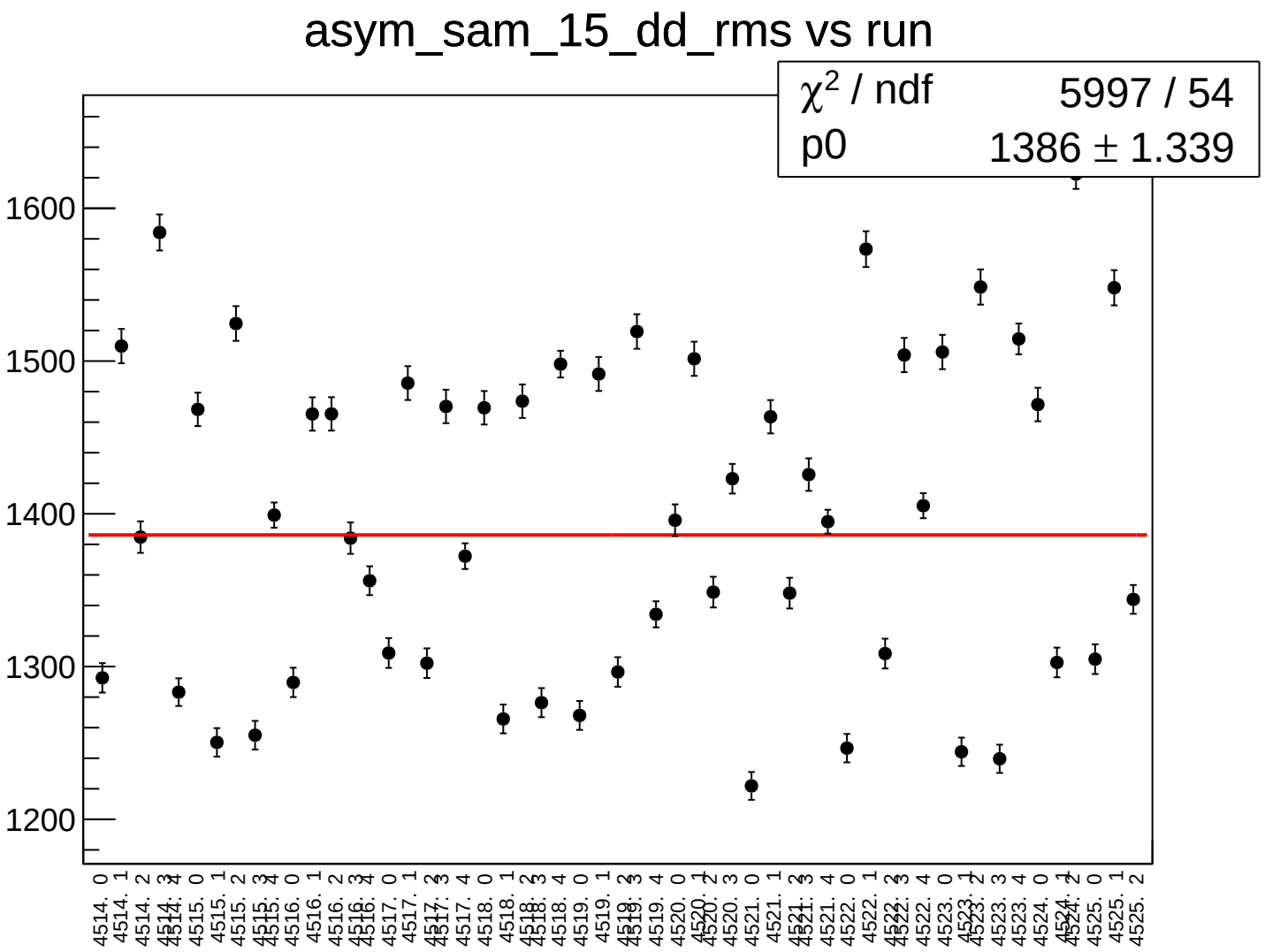
asym_sam_15_dd_rms vs run
χ2 / ndf 5997 / 54
p0 1386 ± 1.339
1600
1500
1400
1300
1200
4514. 0
4514. 1
4514. 2
4514. 3
4514. 4
4515. 0
4515. 1
4515. 2
4515. 3
4515. 4
4516. 0
4516. 1
4516. 2
4516. 3
4516. 4
4517. 0
4517. 1
4517. 2
4517. 3
4517. 4
4518. 0
4518. 1
4518. 2
4518. 3
4518. 4
4519. 0
4519. 1
4519. 2
4519. 3
4519. 4
4520. 0
4520. 1
4520. 2
4520. 3
4521. 0
4521. 1
4521. 2
4521. 3
4521. 4
4522. 0
4522. 1
4522. 2
4522. 3
4522. 4
4523. 0
4523. 1
4523. 2
4523. 3
4523. 4
4524. 0
4524. 1
4524. 2
4525. 0
4525. 1
4525. 2

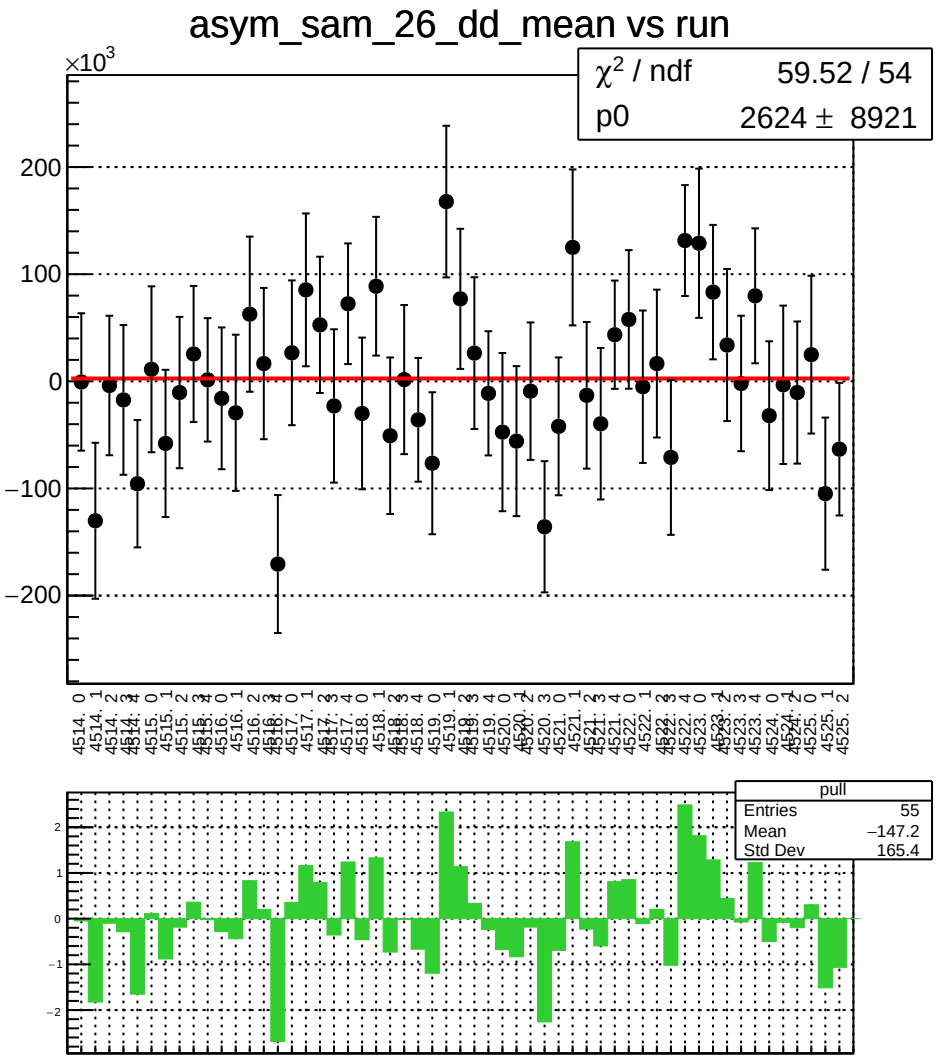
asym_sam_26_dd_mean vs run
×10^3
χ^2 / ndf 59.52 / 54
p0 2624 ± 8921
200
100
0
−100
−200
pull
Entries 55
Mean −147.2
Std Dev 165.4
2
1
0
−1
−2

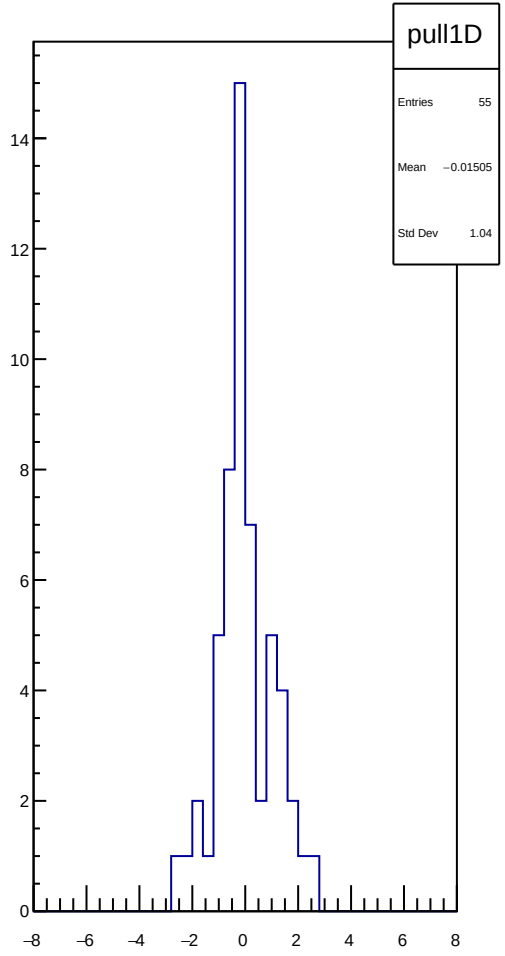
pull1D
Entries 55
Mean −0.01505
Std Dev 1.04
14
12
10
8
6
4
2
0
−8
−6
−4
−2
0
2
4
6
8

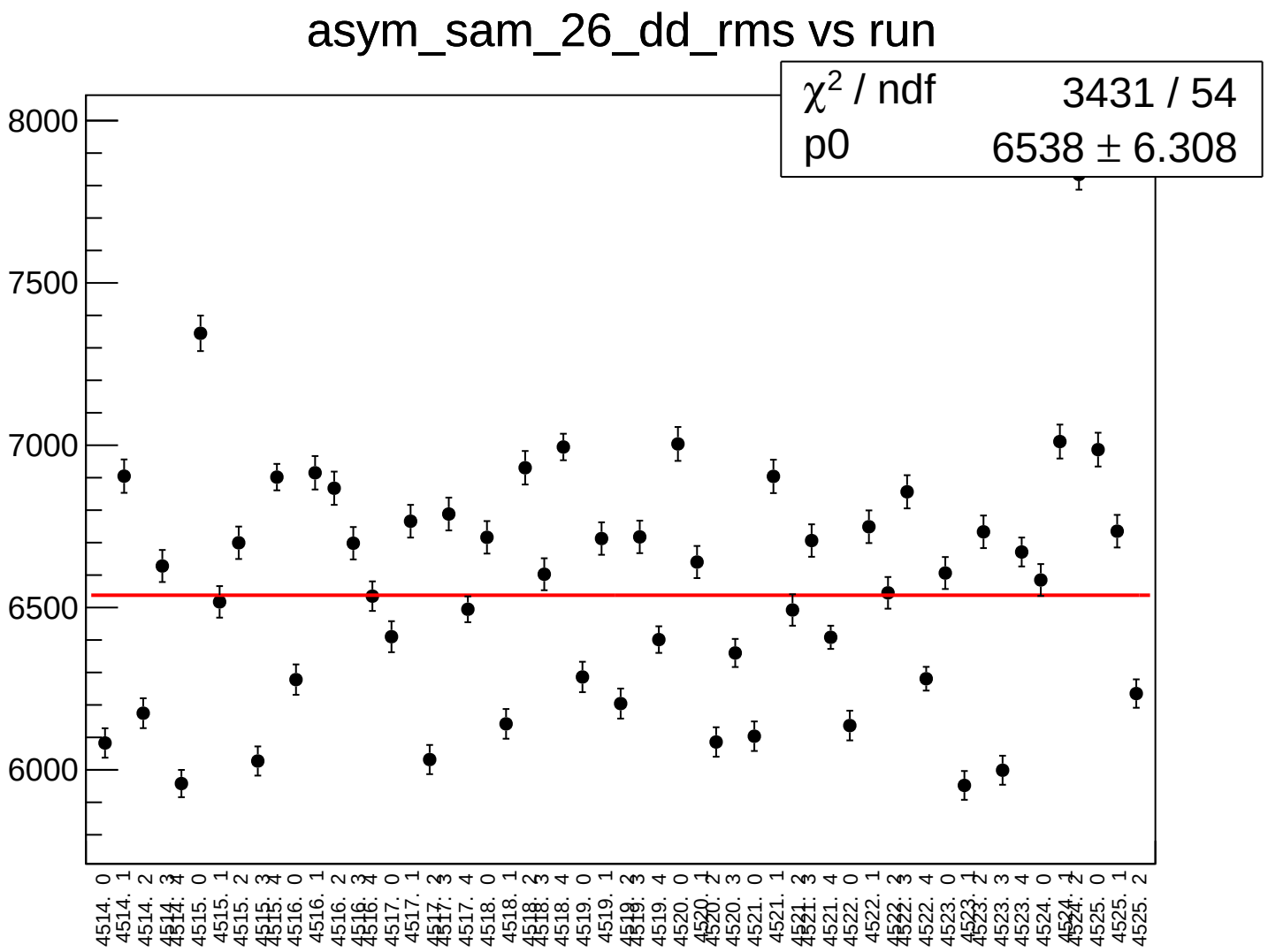
asym_sam_26_dd_rms vs run
χ2 / ndf 3431 / 54
p0 6538 ± 6.308
8000
7500
7000
6500
6000
4514. 0
4514. 1
4514. 2
4514. 3
4514. 4
4515. 0
4515. 1
4515. 2
4515. 3
4515. 4
4516. 0
4516. 1
4516. 2
4516. 3
4516. 4
4517. 0
4517. 1
4517. 2
4517. 3
4517. 4
4518. 0
4518. 1
4518. 2
4518. 3
4518. 4
4519. 0
4519. 1
4519. 2
4519. 3
4519. 4
4520. 0
4520. 1
4520. 2
4520. 3
4521. 0
4521. 1
4521. 2
4521. 3
4521. 4
4522. 0
4522. 1
4522. 2
4522. 3
4522. 4
4523. 0
4523. 1
4523. 2
4523. 3
4523. 4
4524. 0
4524. 1
4524. 2
4525. 0
4525. 1
4525. 2

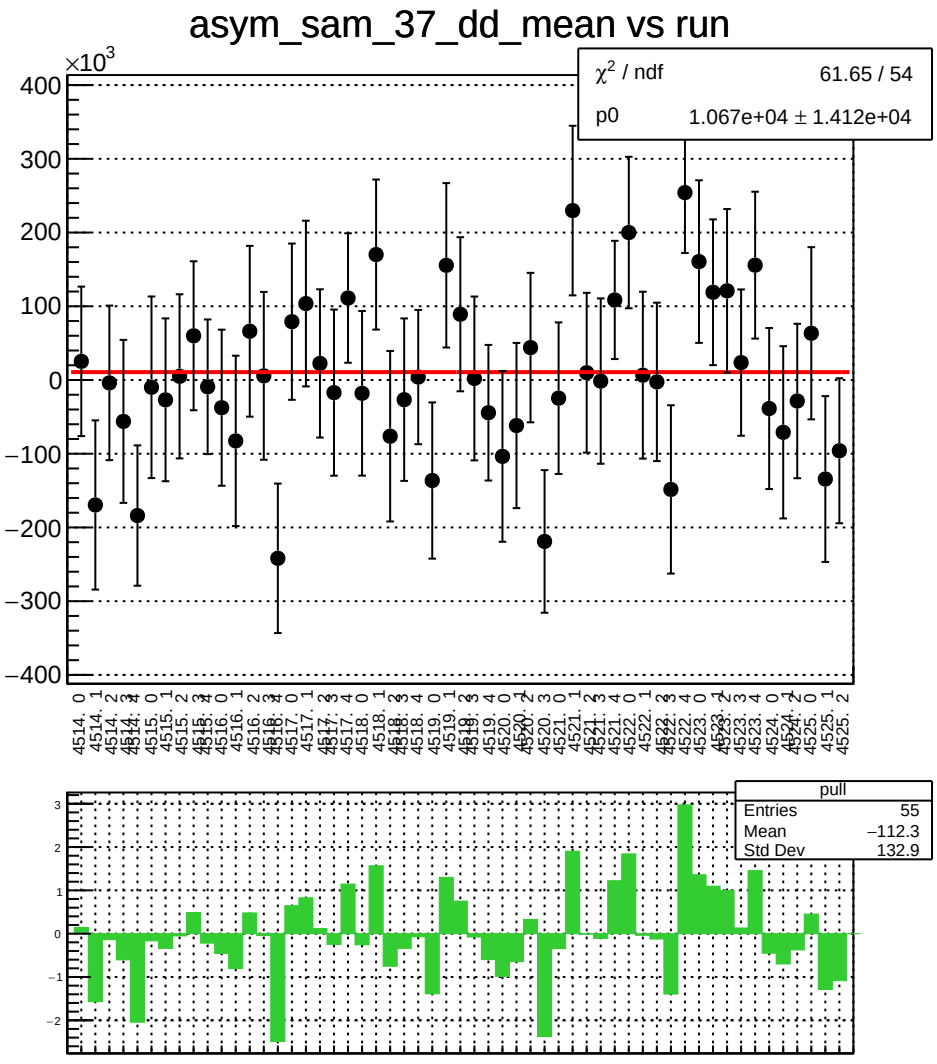
asym_sam_37_dd_mean vs run
×10^3
χ² / ndf 61.65 / 54
p0 1.067e+04 ± 1.412e+04
pull
Entries 55
Mean −112.3
Std Dev 132.9

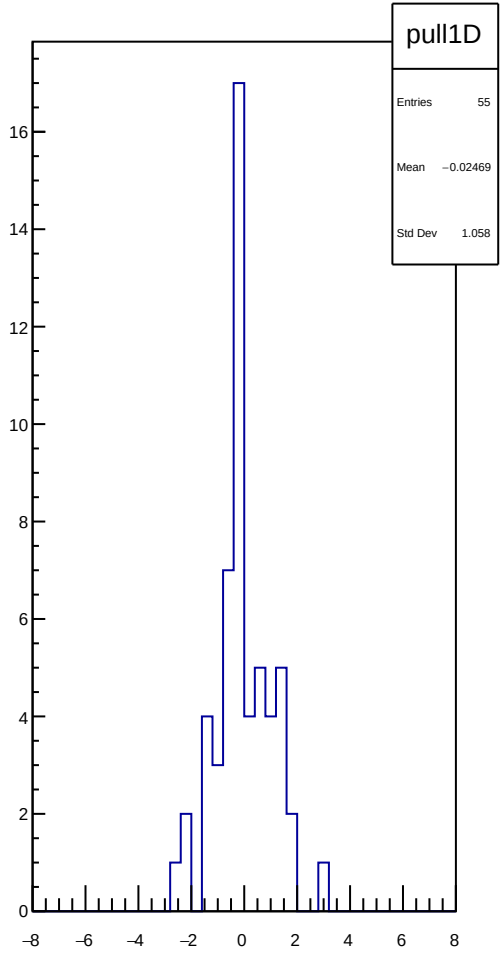
pull1D
Entries 55
Mean −0.02469
Std Dev 1.058

asym_sam_37_dd_rms vs run

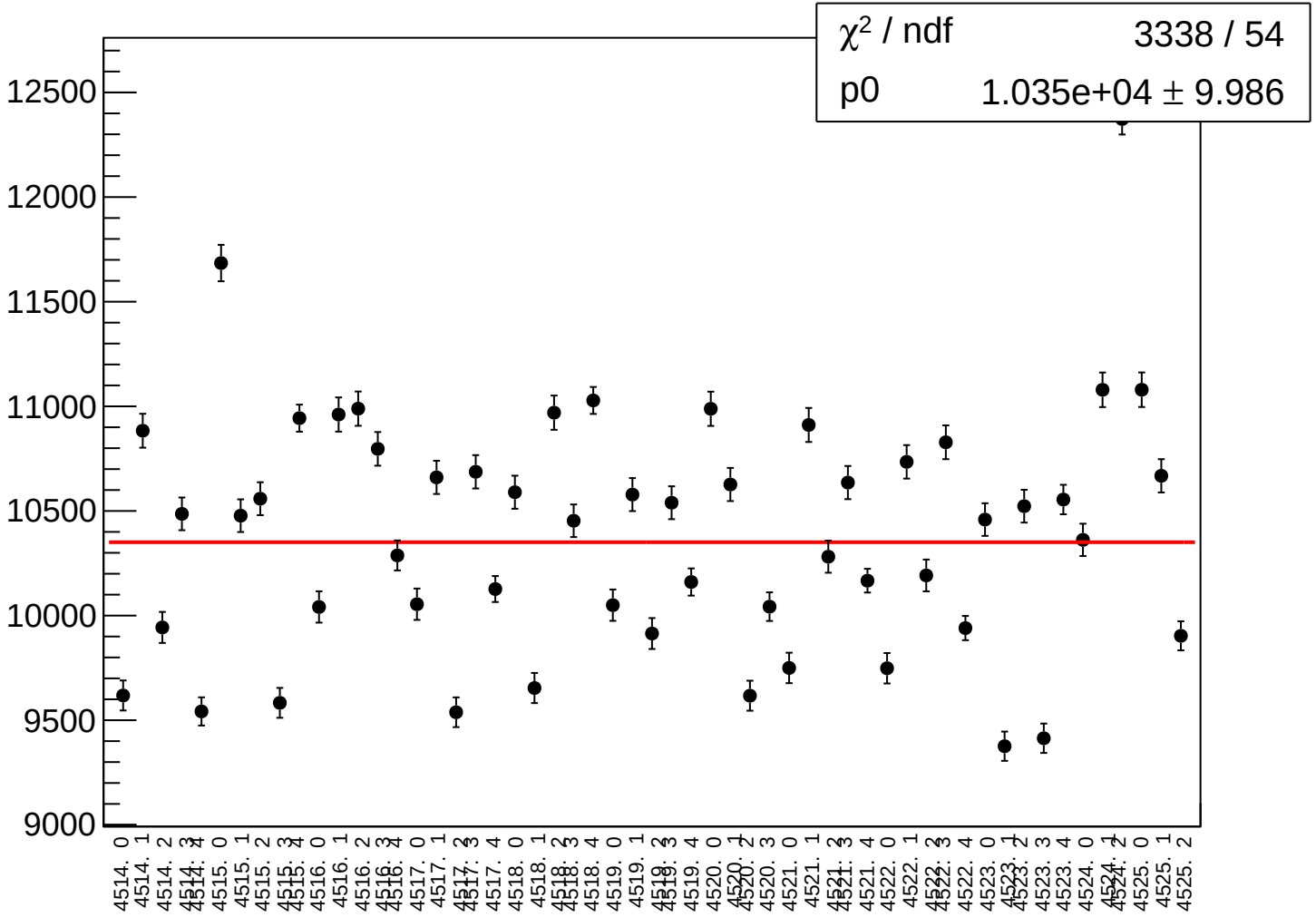

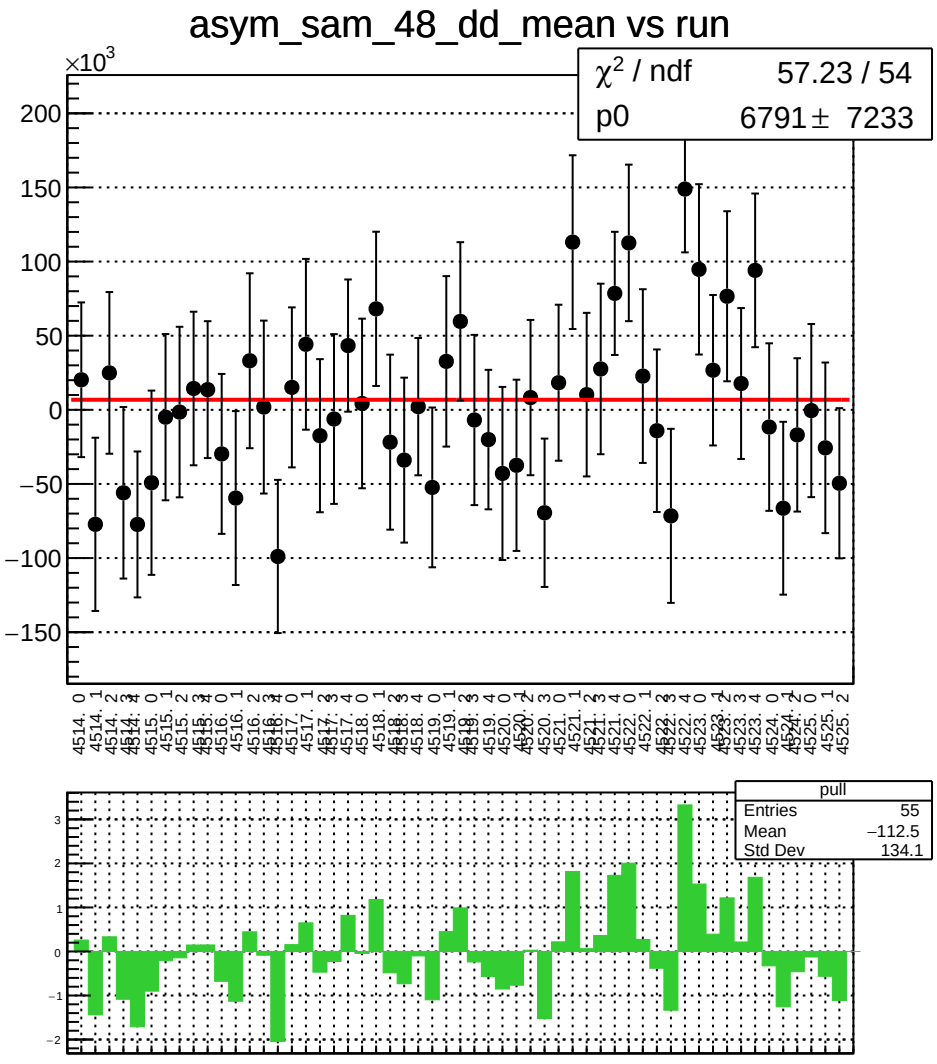
asym_sam_48_dd_mean vs run
×10^3
χ^2 / ndf 57.23 / 54
p0 6791 ± 7233
pull
Entries 55
Mean −112.5
Std Dev 134.1

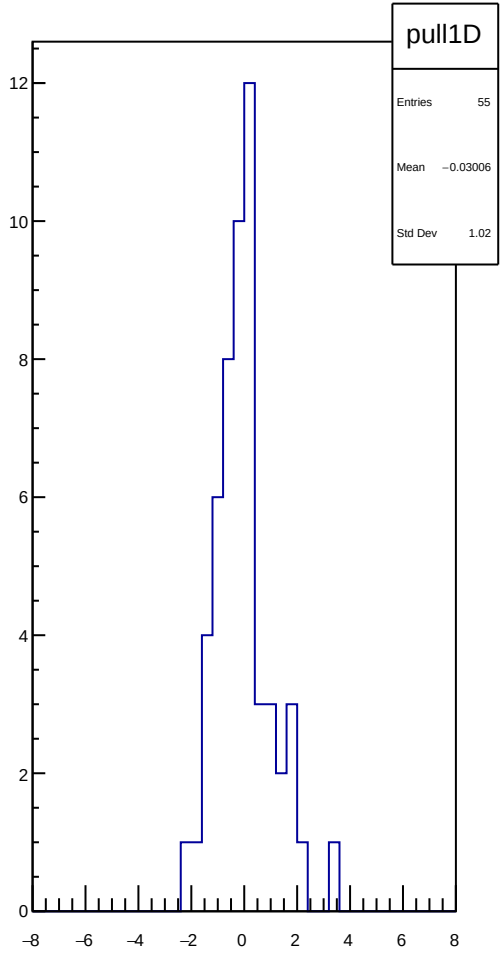
pull1D
Entries 55
Mean −0.03006
Std Dev 1.02

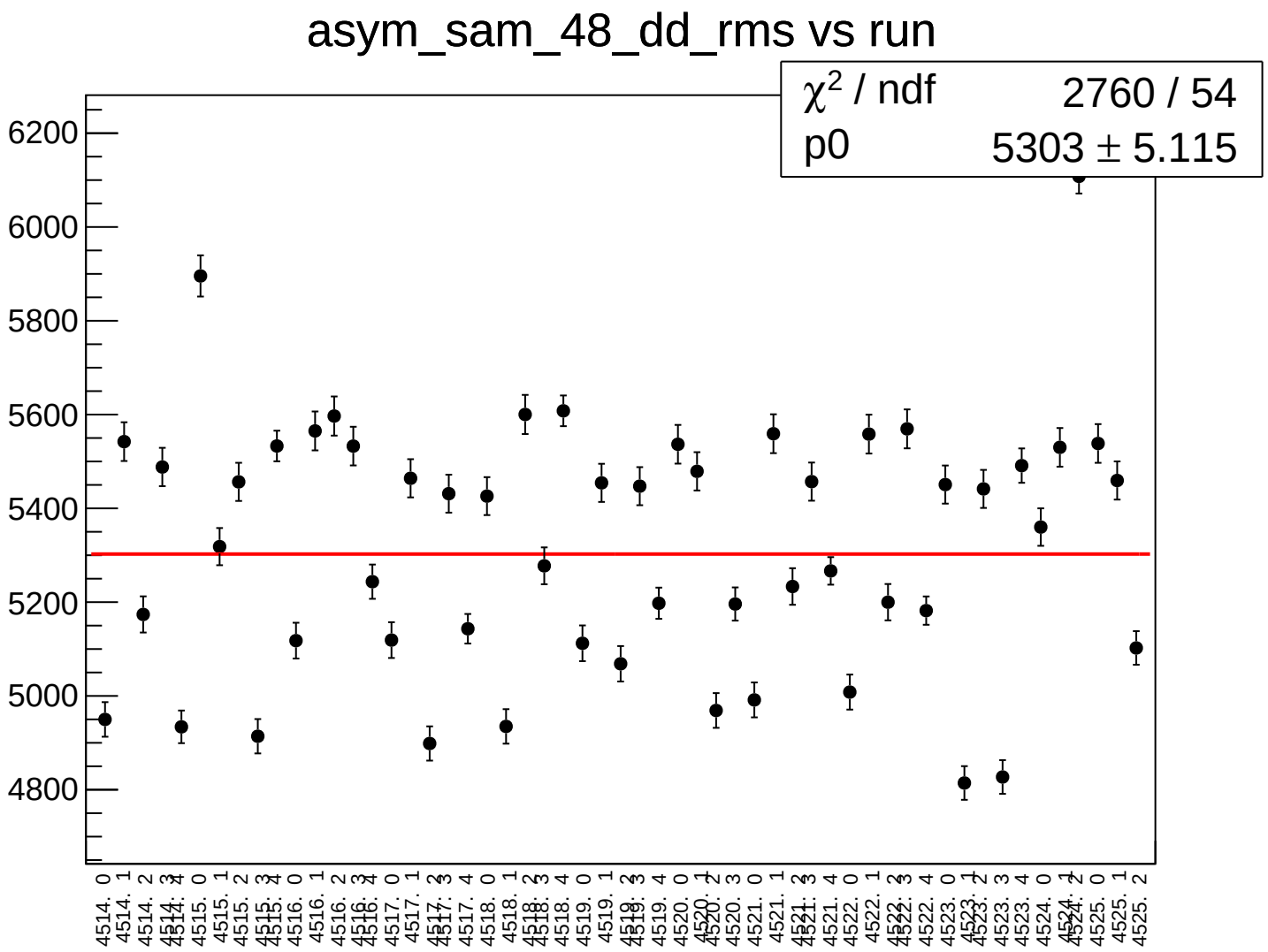
asym_sam_48_dd_rms vs run
χ² / ndf 2760 / 54
p0 5303 ± 5.115
6200
6000
5800
5600
5400
5200
5000
4800
4514. 0
4514. 1
4514. 2
4514. 3
4514. 4
4515. 0
4515. 1
4515. 2
4515. 3
4515. 4
4516. 0
4516. 1
4516. 2
4516. 3
4516. 4
4517. 0
4517. 1
4517. 2
4517. 3
4517. 4
4518. 0
4518. 1
4518. 2
4518. 3
4518. 4
4519. 0
4519. 1
4519. 2
4519. 3
4519. 4
4520. 0
4520. 1
4520. 2
4520. 3
4521. 0
4521. 1
4521. 2
4521. 3
4521. 4
4522. 0
4522. 1
4522. 2
4522. 3
4522. 4
4523. 0
4523. 1
4523. 2
4523. 3
4523. 4
4524. 0
4524. 1
4524. 2
4525. 0
4525. 1
4525. 2

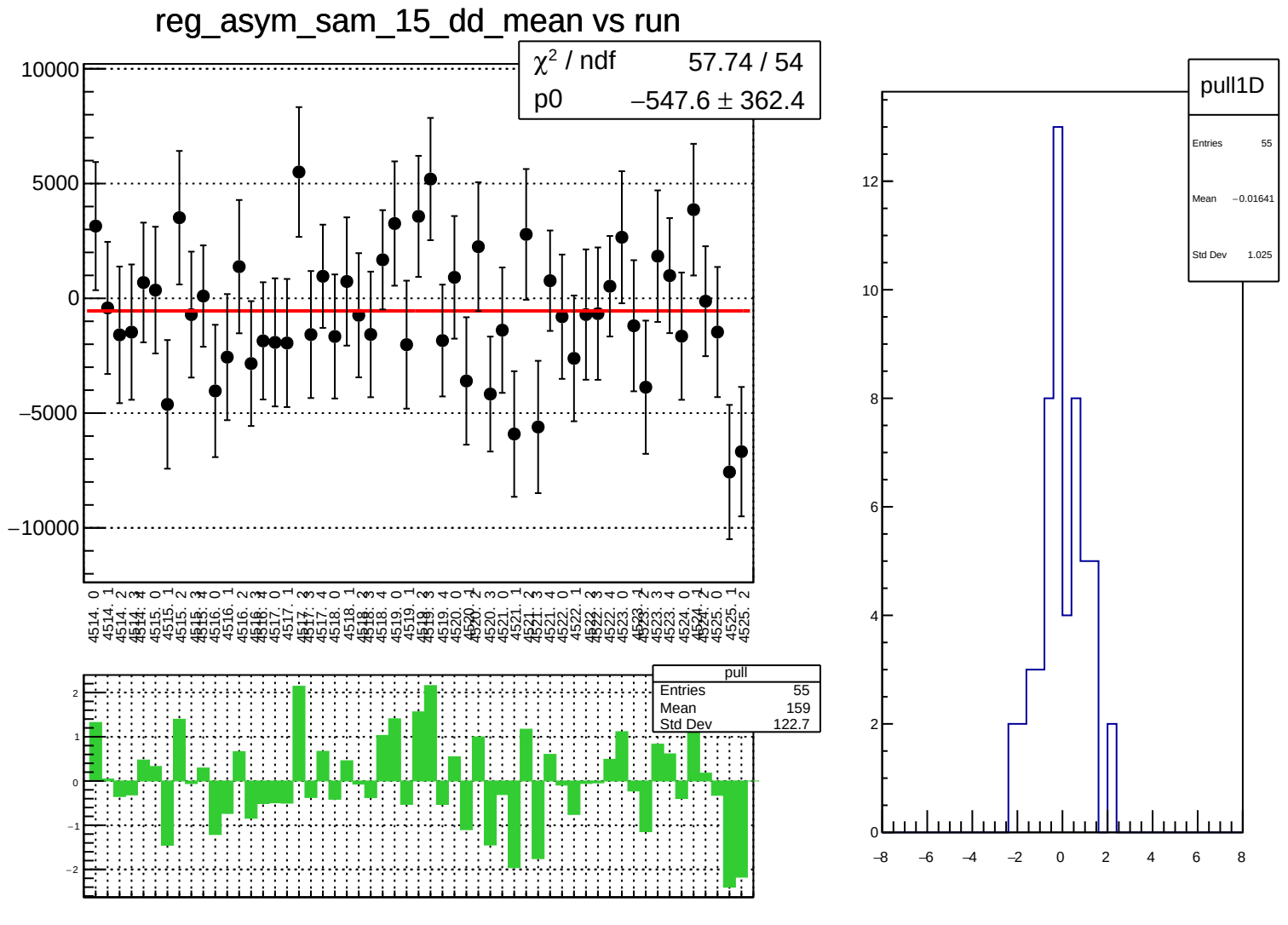
reg_asym_sam_15_dd_mean vs run
χ² / ndf 57.74 / 54
p0 −547.6 ± 362.4
10000
5000
0
−5000
−10000
pull
Entries 55
Mean 159
Std Dev 122.7
pull1D
Entries 55
Mean −0.01641
Std Dev 1.025

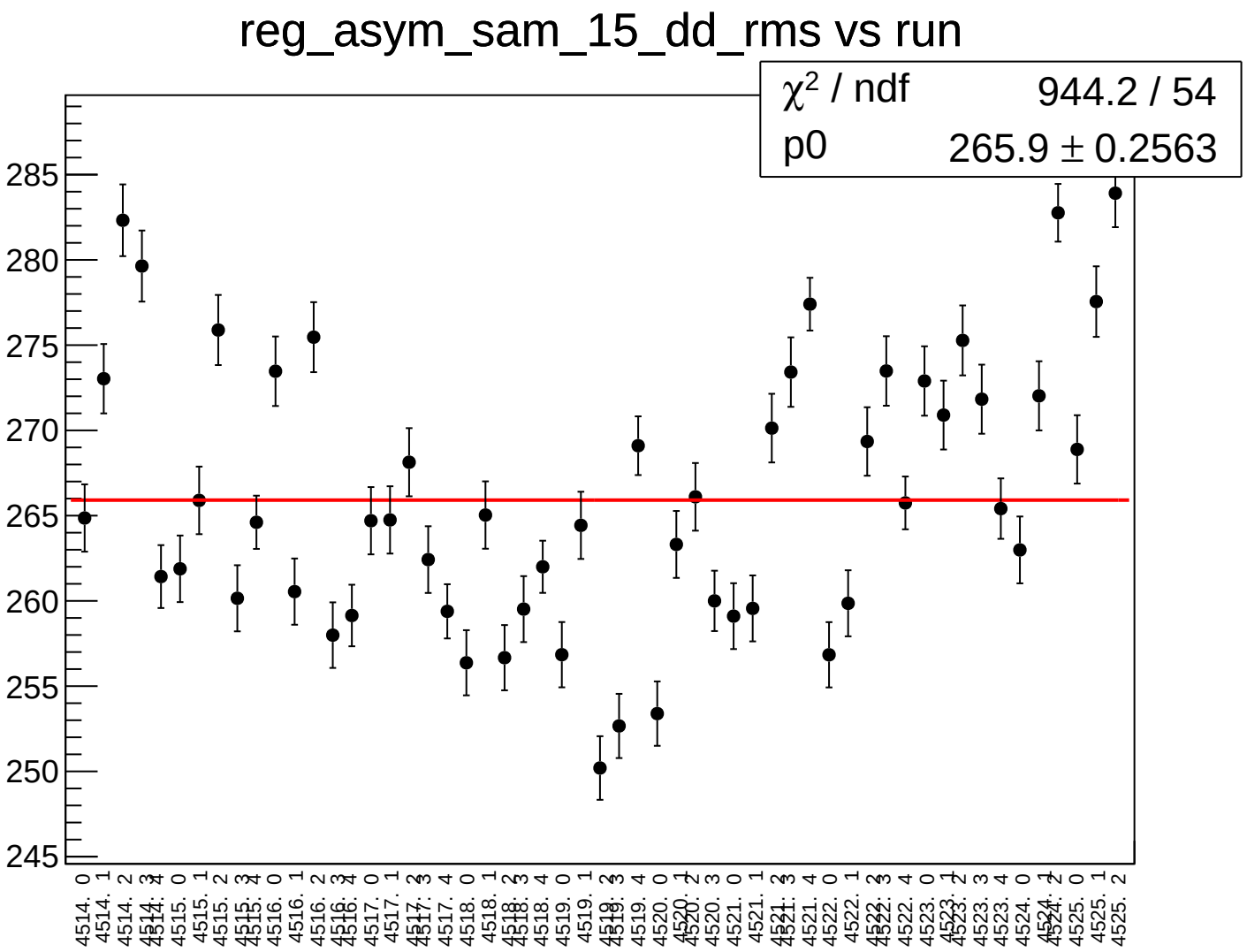
reg_asym_sam_15_dd_rms vs run
χ2 / ndf 944.2 / 54
p0 265.9 ± 0.2563
285
280
275
270
265
260
255
250
245
4514. 0
4514. 1
4514. 2
4514. 3
4514. 4
4515. 0
4515. 1
4515. 2
4515. 3
4515. 4
4516. 0
4516. 1
4516. 2
4516. 3
4516. 4
4517. 0
4517. 1
4517. 2
4517. 3
4517. 4
4518. 0
4518. 1
4518. 2
4518. 3
4518. 4
4519. 0
4519. 1
4519. 2
4519. 3
4519. 4
4520. 0
4520. 1
4520. 2
4520. 3
4521. 0
4521. 1
4521. 2
4521. 3
4521. 4
4522. 0
4522. 1
4522. 2
4522. 3
4522. 4
4523. 0
4523. 1
4523. 2
4523. 3
4523. 4
4524. 0
4524. 1
4524. 2
4525. 0
4525. 1
4525. 2

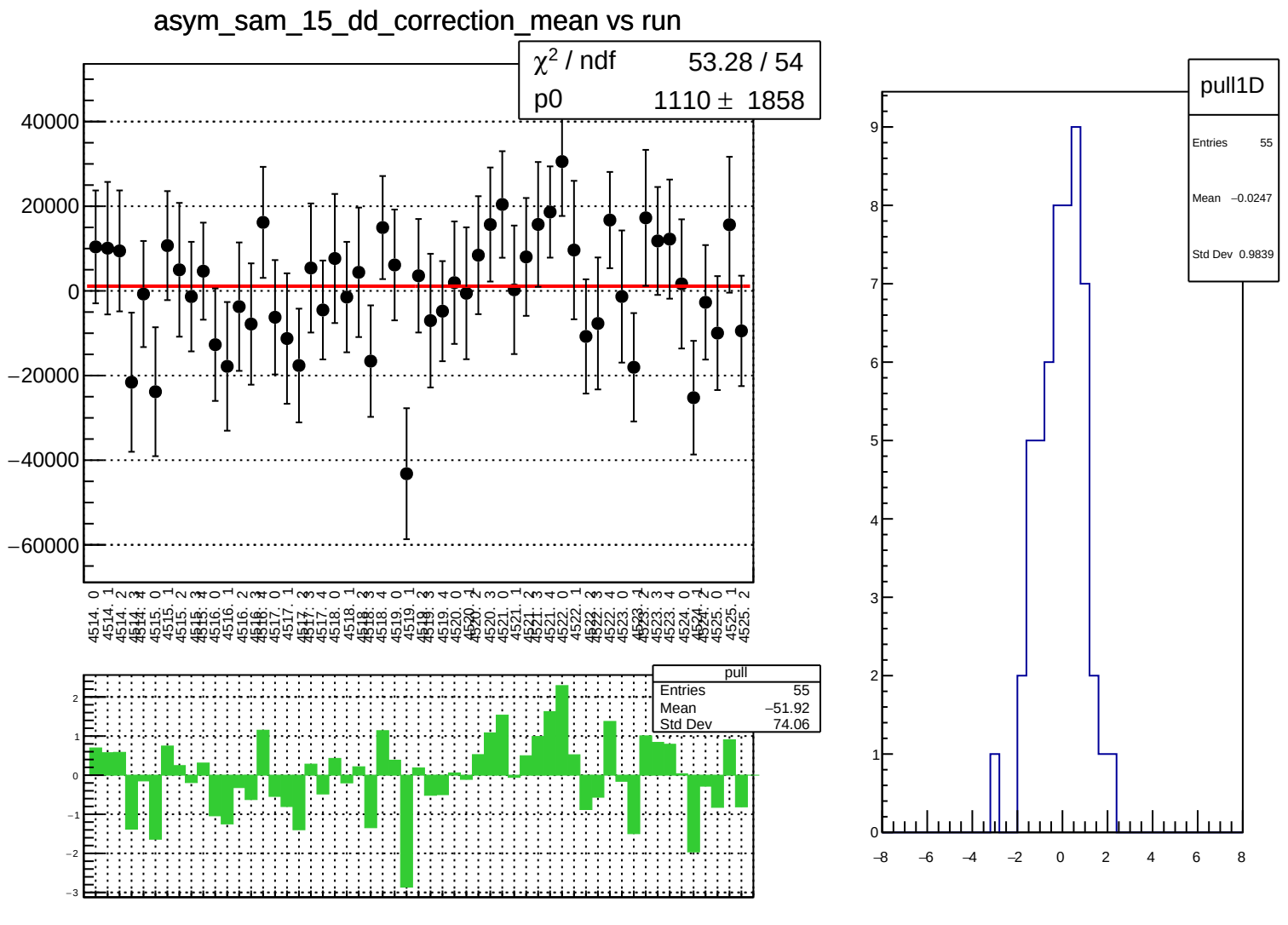
asym_sam_15_dd_correction_mean vs run
χ² / ndf 53.28 / 54
p0 1110 ± 1858
pull
Entries 55
Mean −51.92
Std Dev 74.06
pull1D
Entries 55
Mean −0.0247
Std Dev 0.9839

asym_sam_15_dd_correction_rms vs run

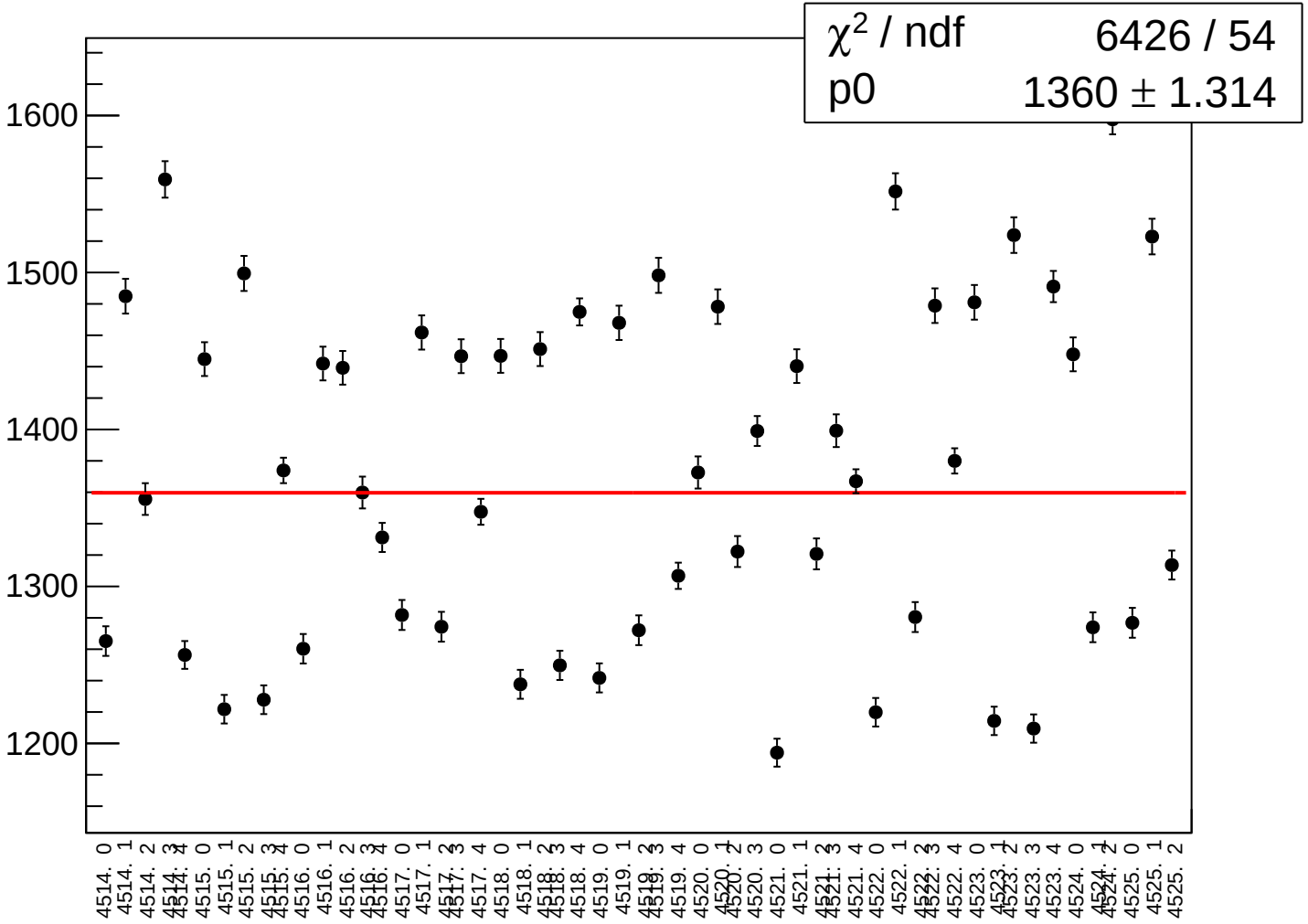

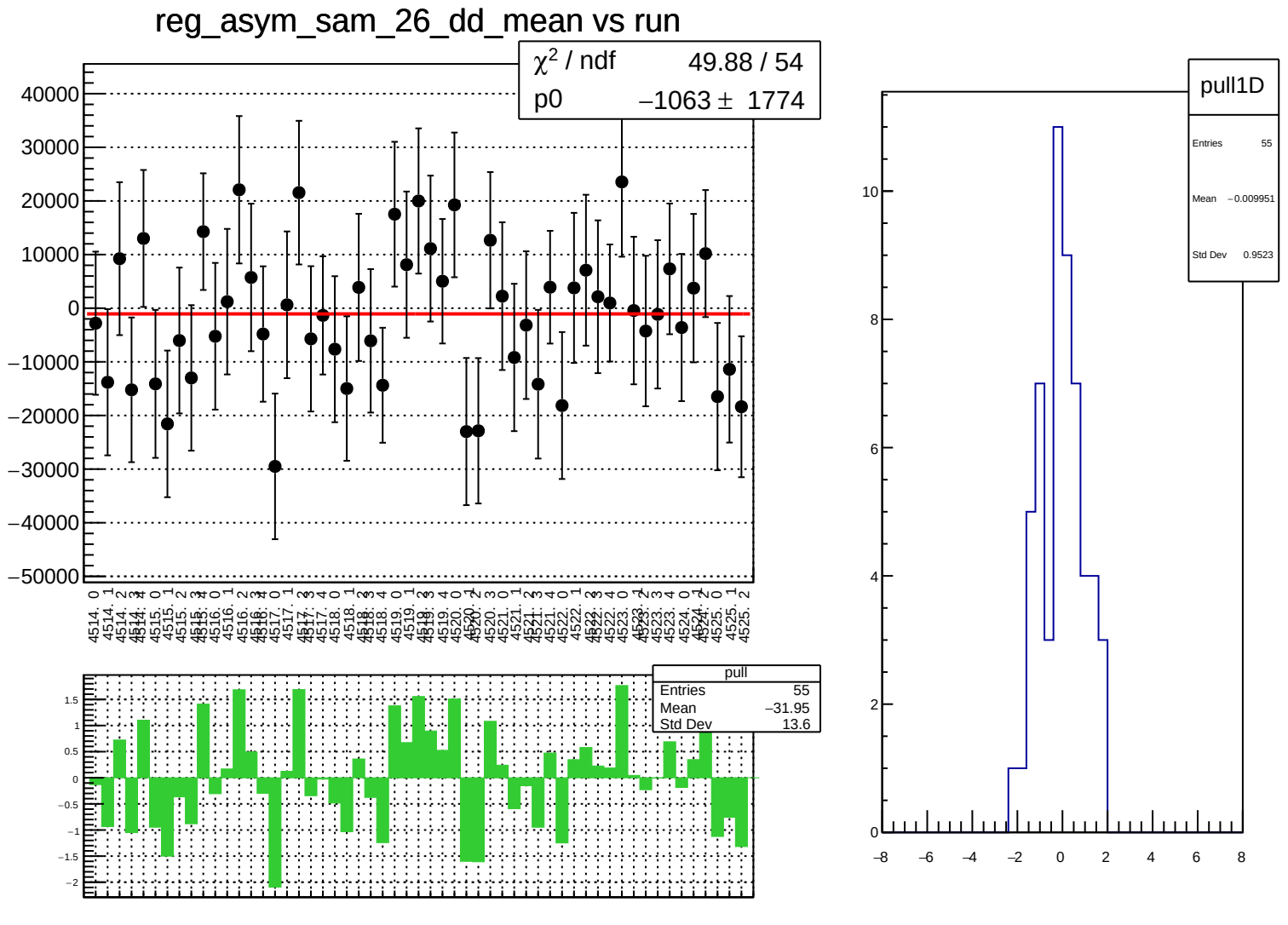
reg_asym_sam_26_dd_mean vs run
χ² / ndf 49.88 / 54
p0 −1063 ± 1774
pull
Entries 55
Mean −31.95
Std Dev 13.6
pull1D
Entries 55
Mean −0.009951
Std Dev 0.9523

reg_asym_sam_26_dd_rms vs run

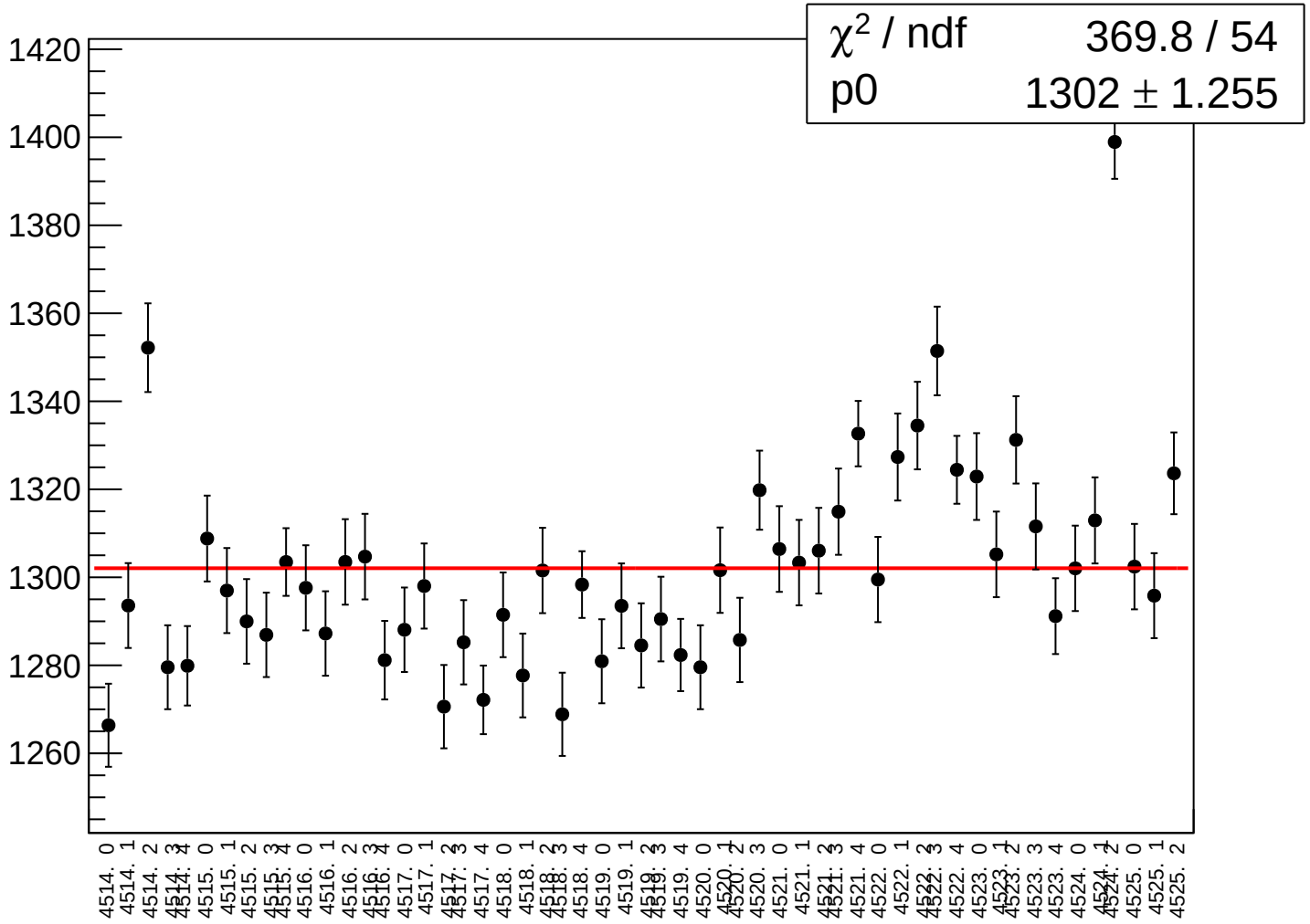

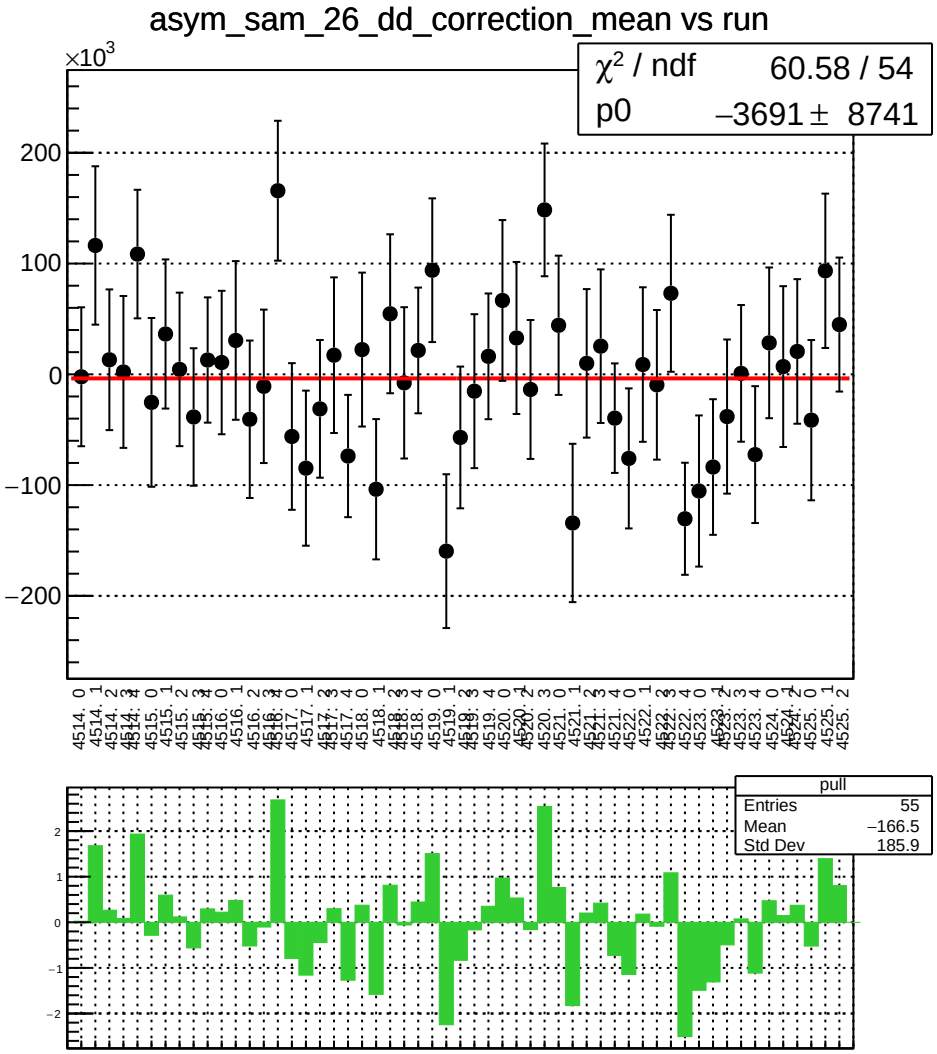
asym_sam_26_dd_correction_mean vs run
×10^3
χ² / ndf 60.58 / 54
p0 −3691 ± 8741
200
100
0
−100
−200
pull
Entries 55
Mean −166.5
Std Dev 185.9
2
1
0
−1
−2

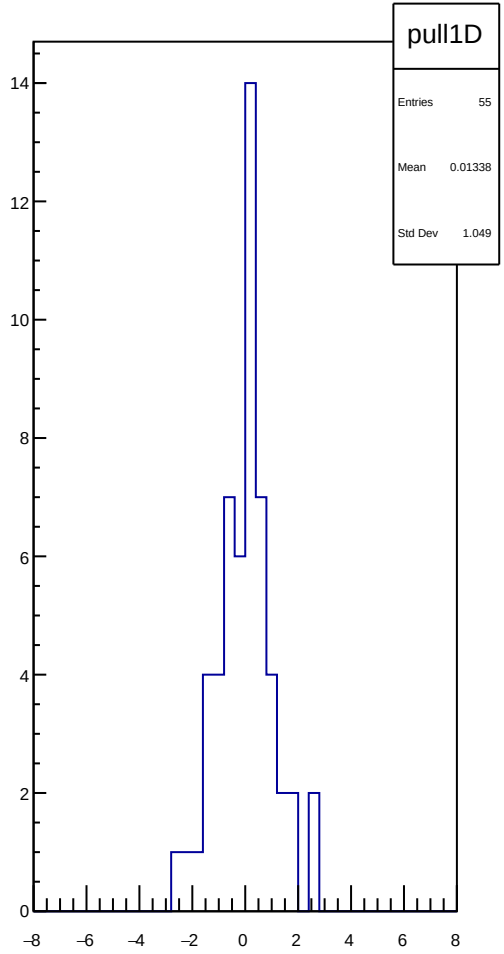
pull1D
Entries 55
Mean 0.01338
Std Dev 1.049
14
12
10
8
6
4
2
0
−8
−6
−4
−2
0
2
4
6
8

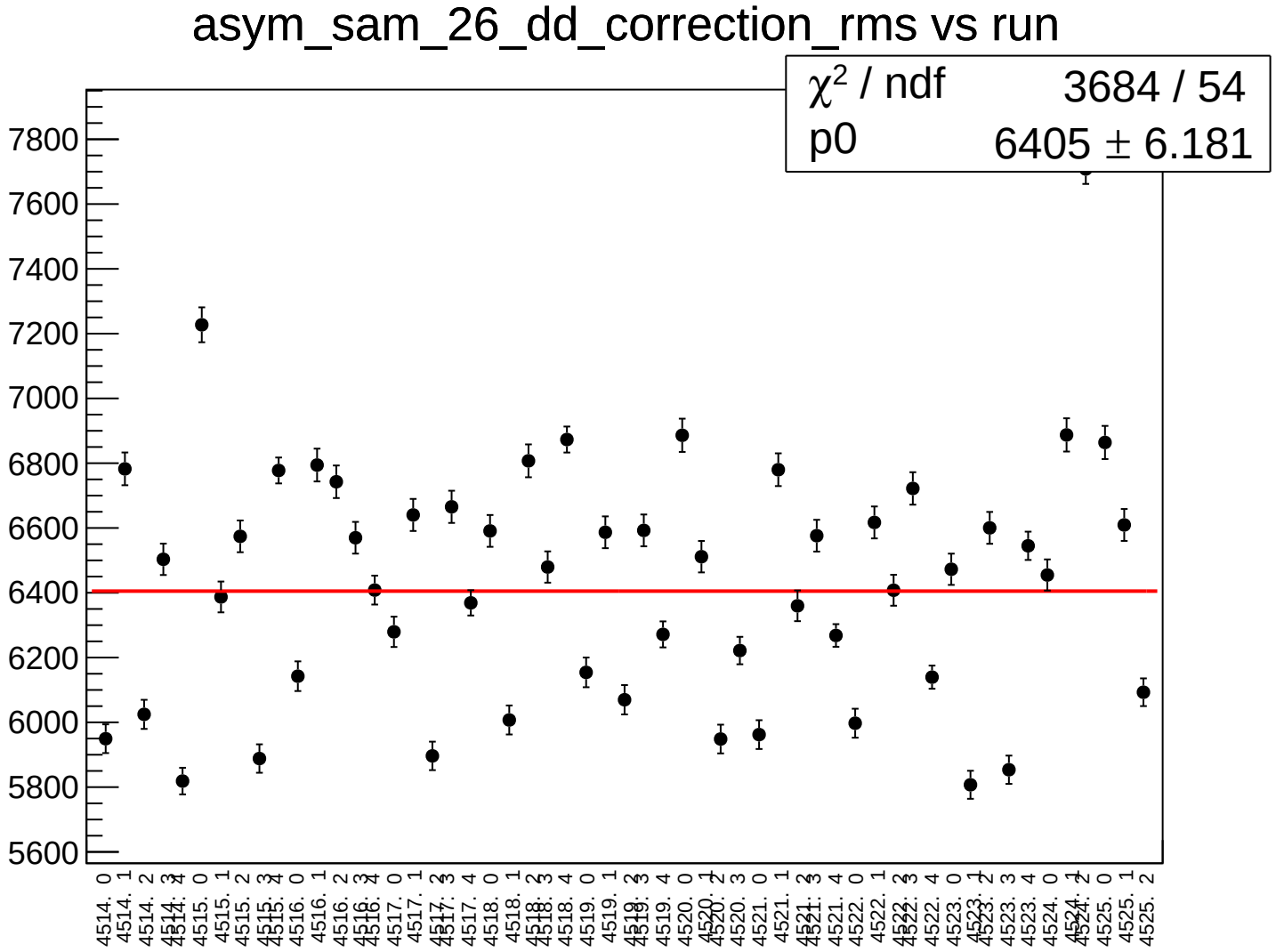
asym_sam_26_dd_correction_rms vs run
χ² / ndf 3684 / 54
p0 6405 ± 6.181
7800
7600
7400
7200
7000
6800
6600
6400
6200
6000
5800
5600
4514. 0
4514. 1
4514. 2
4514. 3
4514. 4
4515. 0
4515. 1
4515. 2
4515. 3
4515. 4
4516. 0
4516. 1
4516. 2
4516. 3
4516. 4
4517. 0
4517. 1
4517. 2
4517. 3
4517. 4
4518. 0
4518. 1
4518. 2
4518. 3
4518. 4
4519. 0
4519. 1
4519. 2
4519. 3
4519. 4
4520. 0
4520. 1
4520. 2
4520. 3
4521. 0
4521. 1
4521. 2
4521. 3
4521. 4
4522. 0
4522. 1
4522. 2
4522. 3
4522. 4
4523. 0
4523. 1
4523. 2
4523. 3
4523. 4
4524. 0
4524. 1
4524. 2
4525. 0
4525. 1
4525. 2

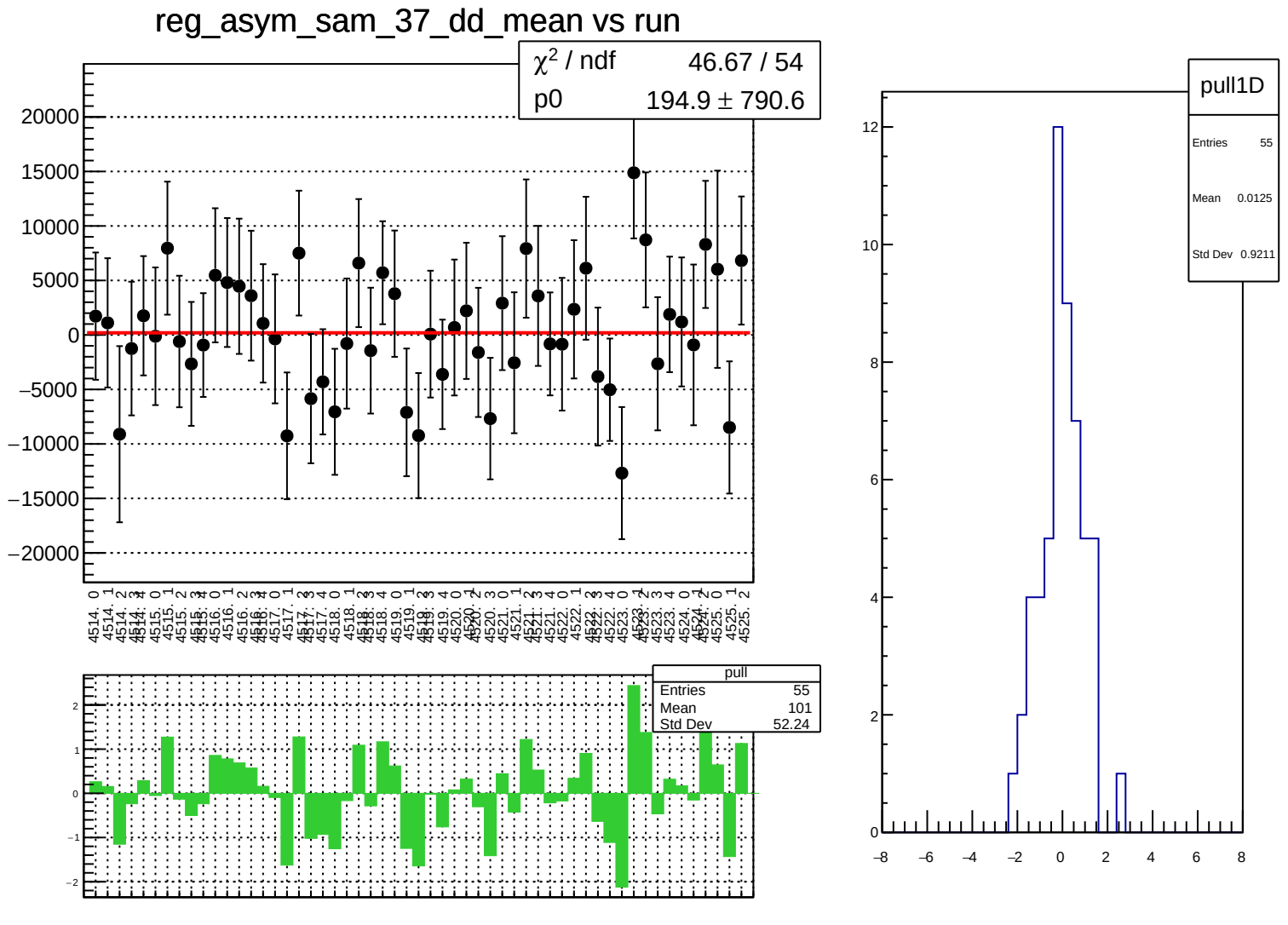
reg_asym_sam_37_dd_mean vs run
χ² / ndf 46.67 / 54
p0 194.9 ± 790.6
pull
Entries 55
Mean 101
Std Dev 52.24
pull1D
Entries 55
Mean 0.0125
Std Dev 0.9211

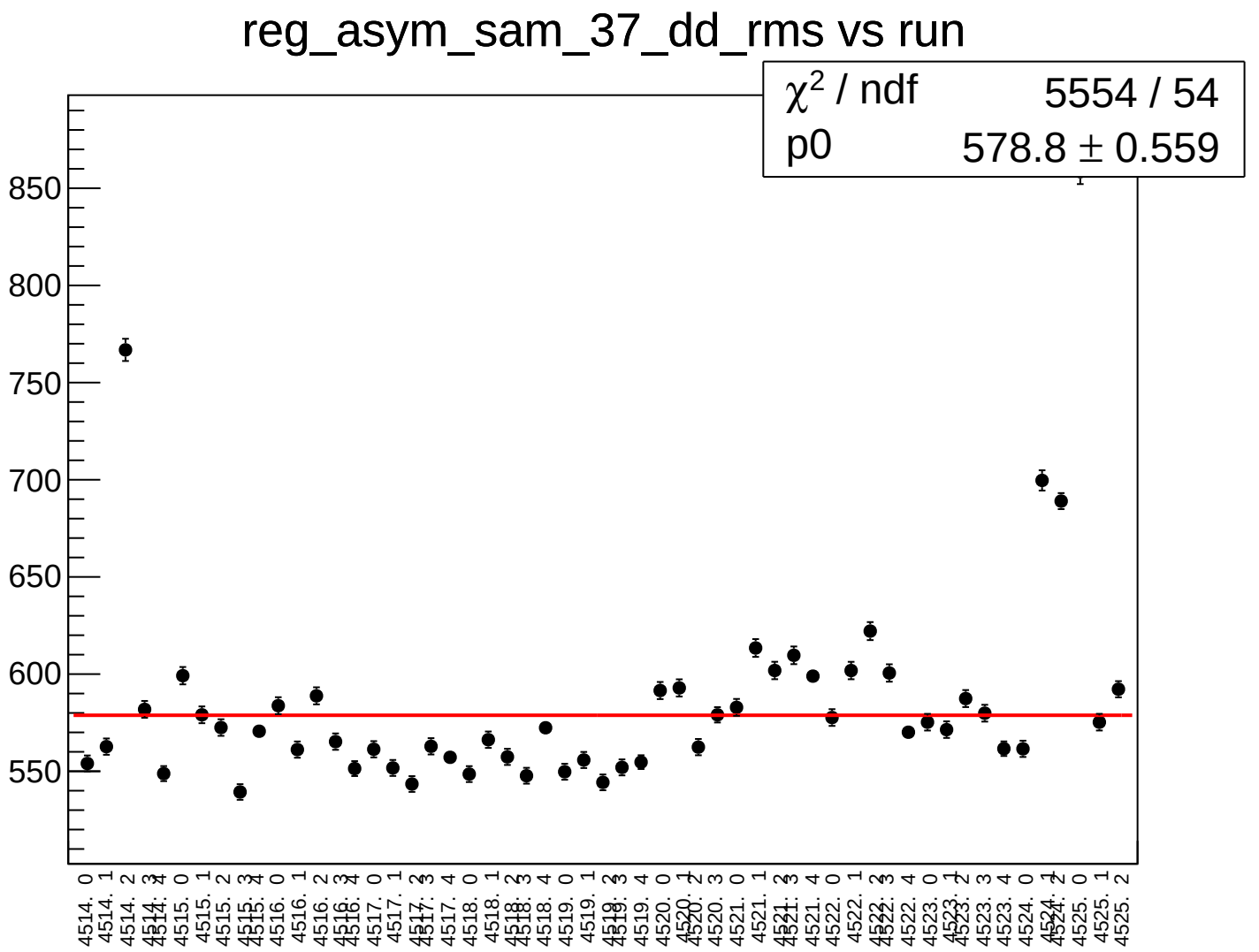
reg_asym_sam_37_dd_rms vs run
χ^2 / ndf 5554 / 54
p0 578.8 ± 0.559
850
800
750
700
650
600
550
4514. 0
4514. 1
4514. 2
4514. 3
4514. 4
4515. 0
4515. 1
4515. 2
4515. 3
4515. 4
4516. 0
4516. 1
4516. 2
4516. 3
4516. 4
4517. 0
4517. 1
4517. 2
4517. 3
4517. 4
4518. 0
4518. 1
4518. 2
4518. 3
4518. 4
4519. 0
4519. 1
4519. 2
4519. 3
4519. 4
4520. 0
4520. 1
4520. 2
4520. 3
4521. 0
4521. 1
4521. 2
4521. 3
4521. 4
4522. 0
4522. 1
4522. 2
4522. 3
4522. 4
4523. 0
4523. 1
4523. 2
4523. 3
4523. 4
4524. 0
4524. 1
4524. 2
4525. 0
4525. 1
4525. 2

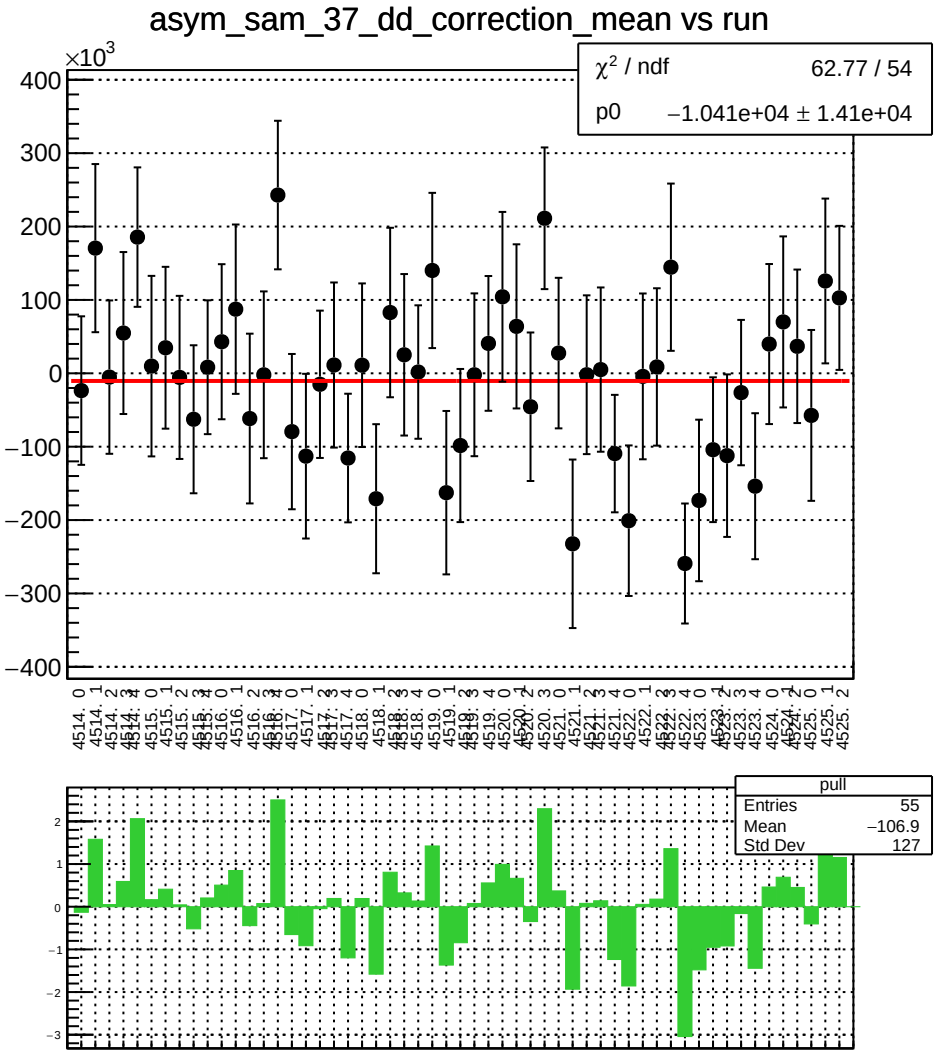
asym_sam_37_dd_correction_mean vs run
×10^3
χ² / ndf 62.77 / 54
p0 −1.041e+04 ± 1.41e+04
pull
Entries 55
Mean −106.9
Std Dev 127

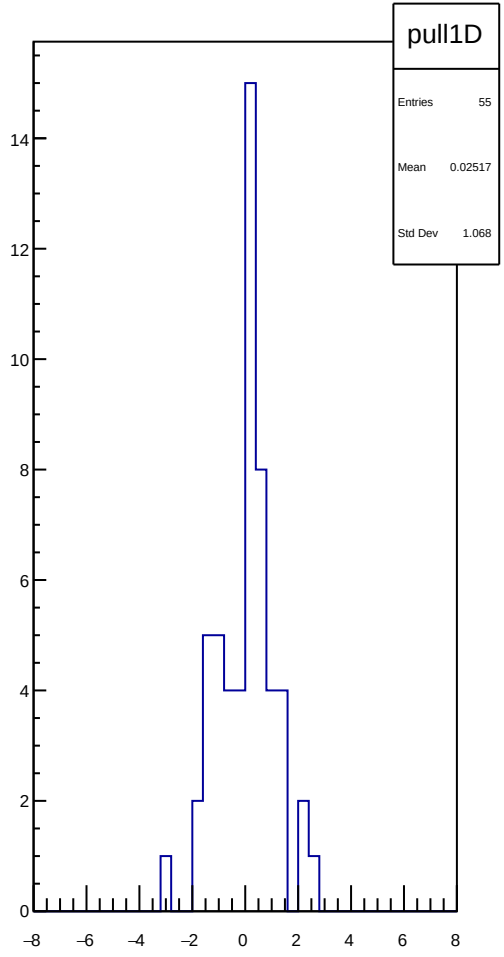
pull1D
Entries 55
Mean 0.02517
Std Dev 1.068

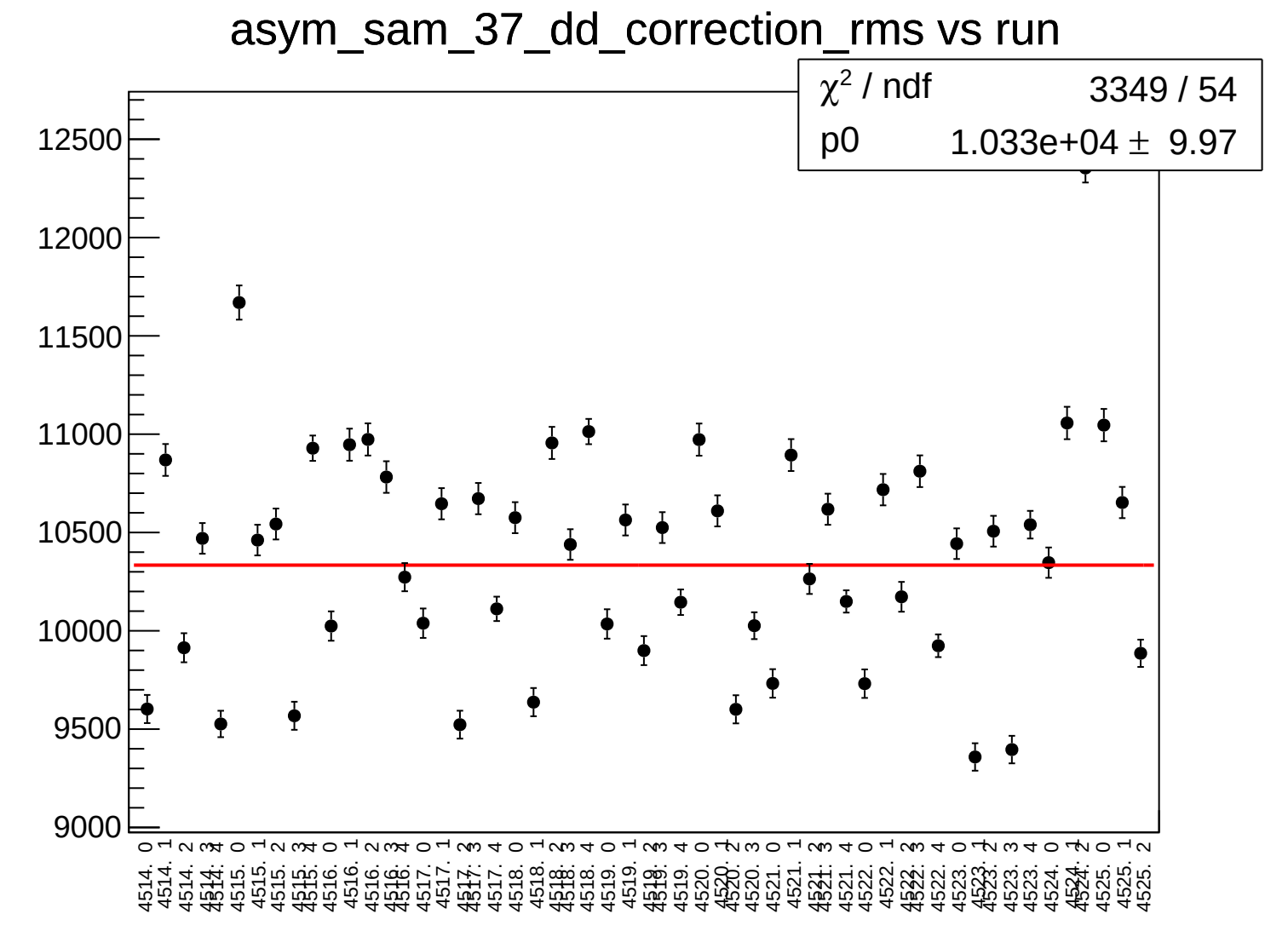
asym_sam_37_dd_correction_rms vs run
χ2 / ndf 3349 / 54
p0 1.033e+04 ± 9.97
12500
12000
11500
11000
10500
10000
9500
9000

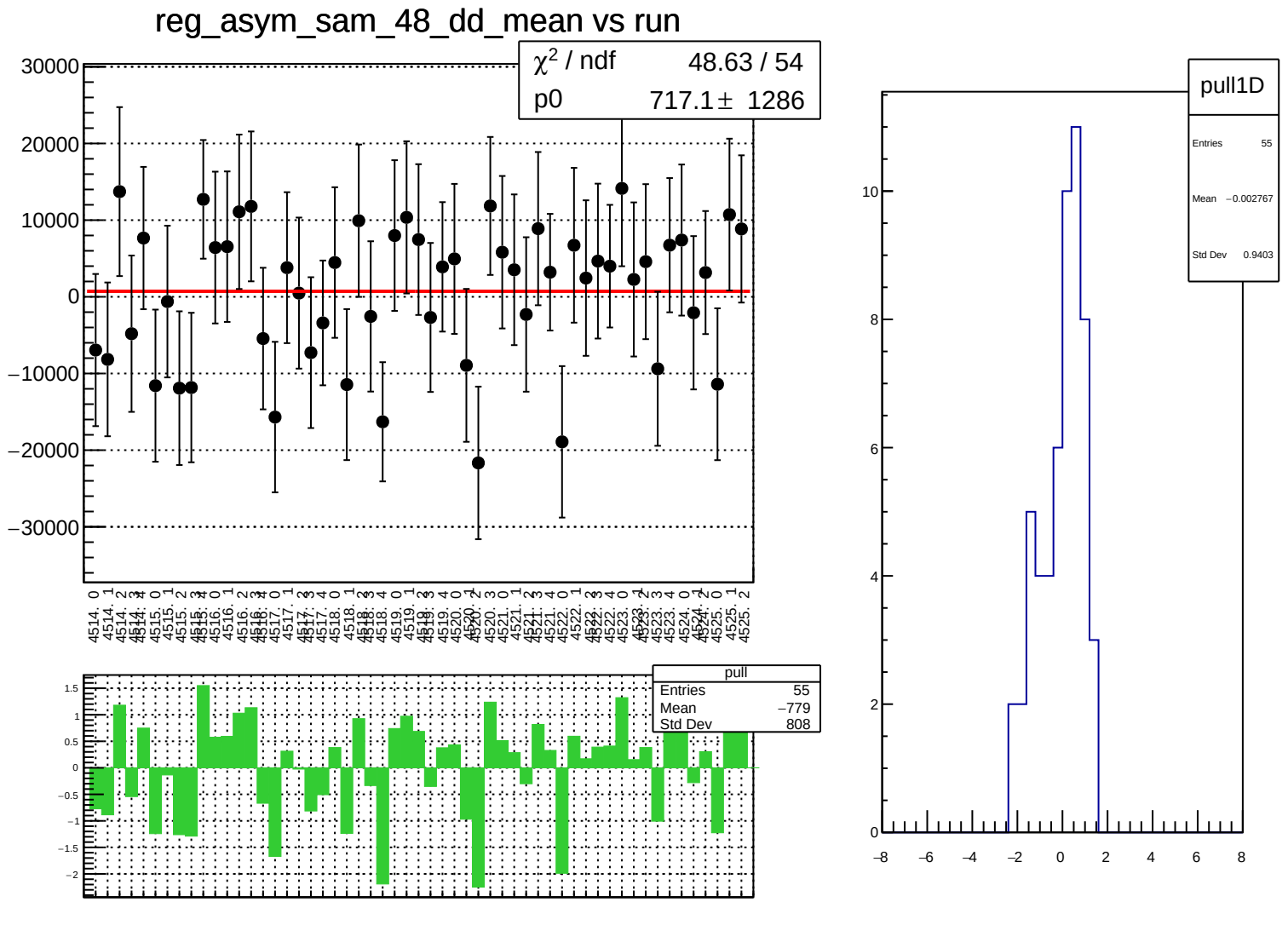
reg_asym_sam_48_dd_mean vs run
χ² / ndf 48.63 / 54
p0 717.1 ± 1286
30000
20000
10000
0
−10000
−20000
−30000
pull
Entries 55
Mean −779
Std Dev 808
1.5
1
0.5
0
−0.5
−1
−1.5
−2
pull1D
Entries 55
Mean −0.002767
Std Dev 0.9403
10
8
6
4
2
0
−8
−6
−4
−2
0
2
4
6
8

reg_asym_sam_48_dd_rms vs run

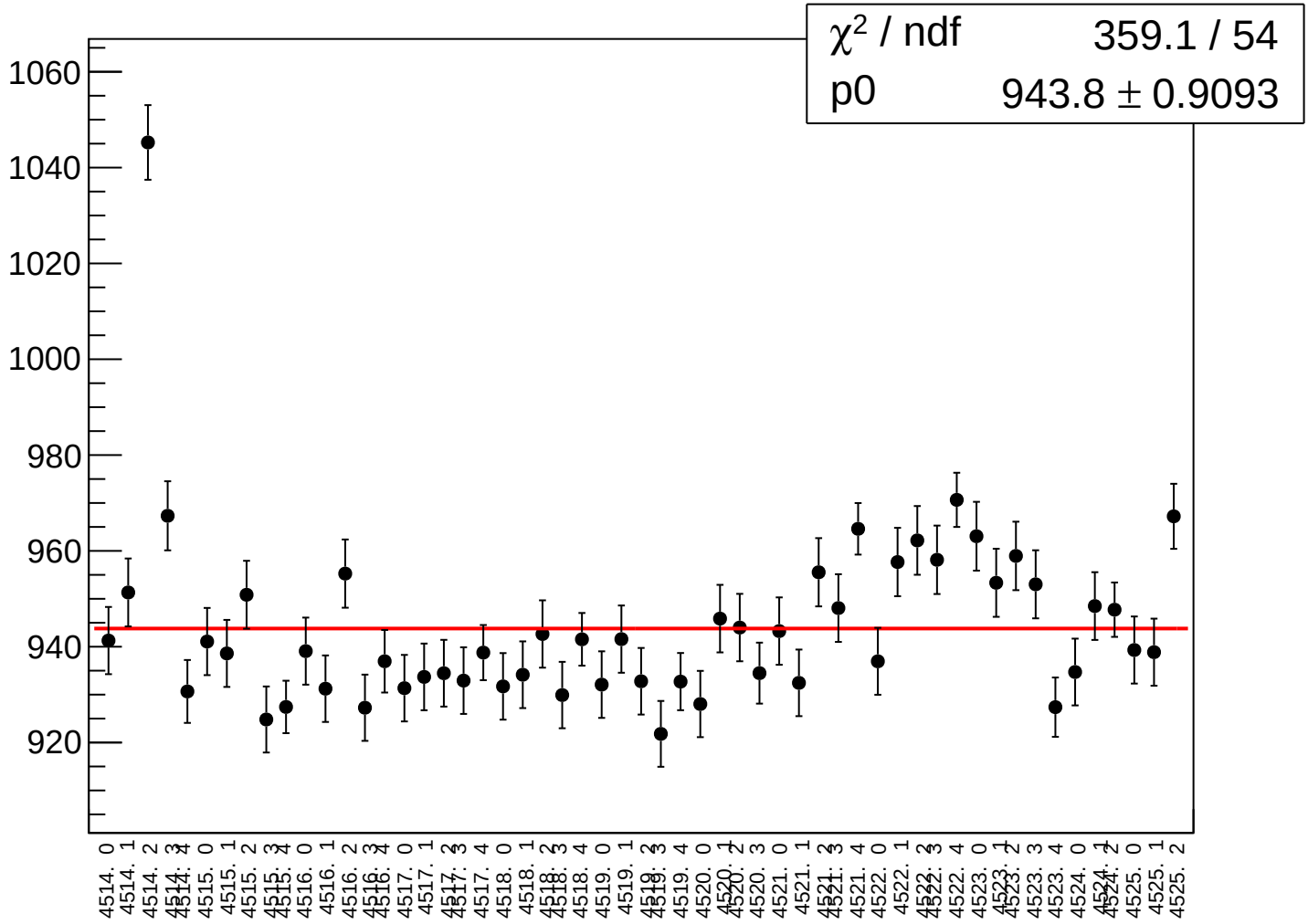

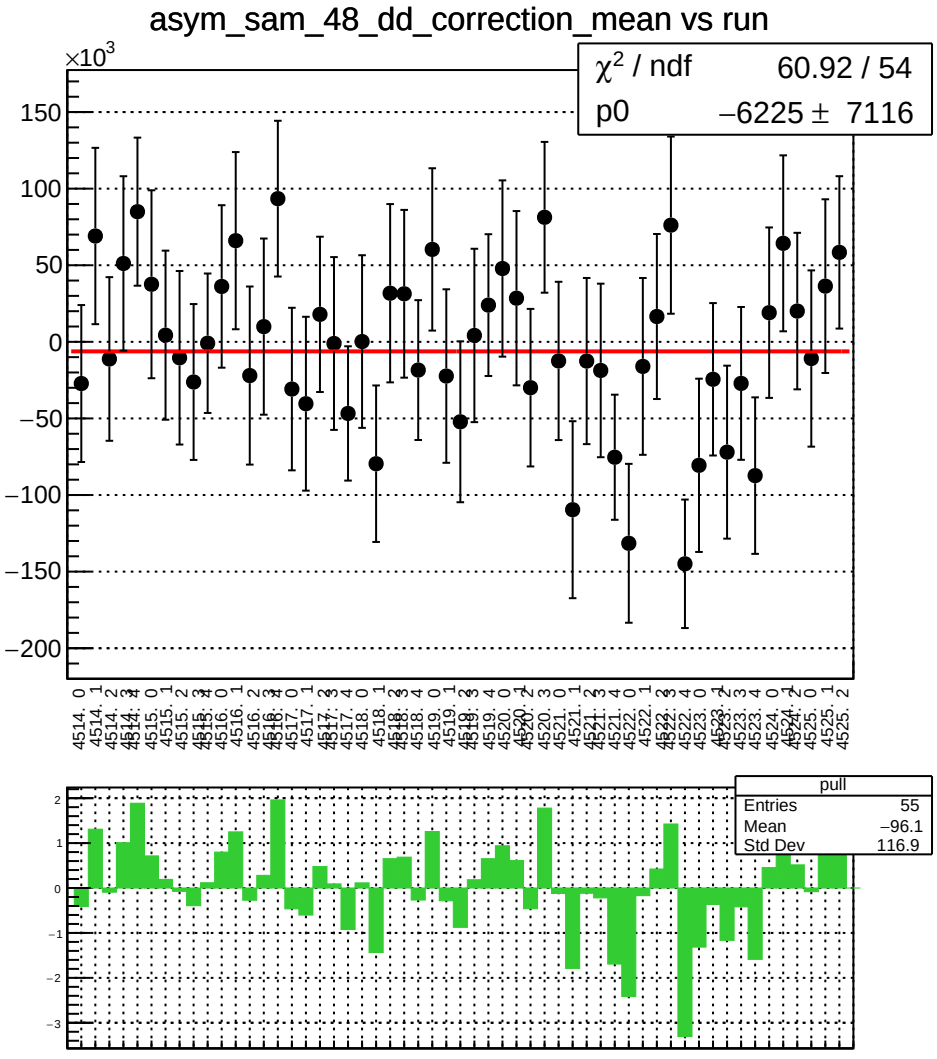
asym_sam_48_dd_correction_mean vs run
×10^3
χ² / ndf 60.92 / 54
p0 −6225 ± 7116
pull
Entries 55
Mean −96.1
Std Dev 116.9

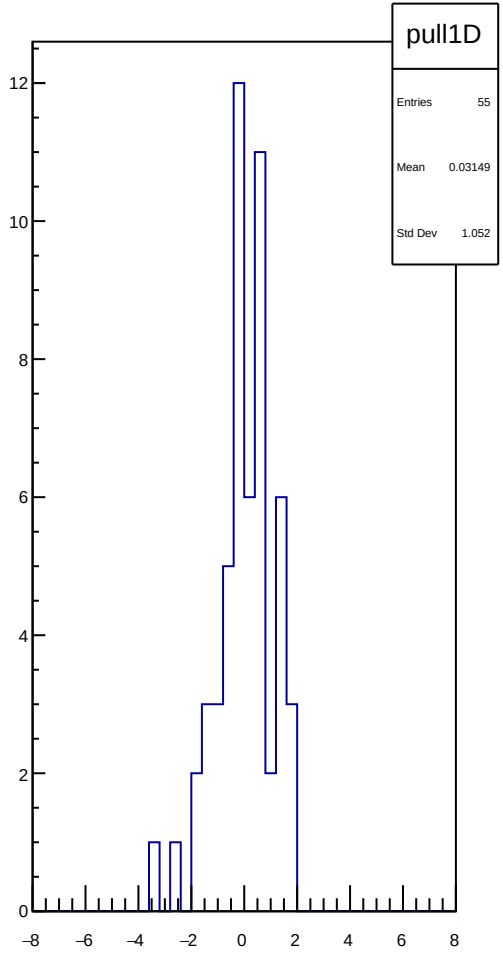
pull1D
Entries 55
Mean 0.03149
Std Dev 1.052

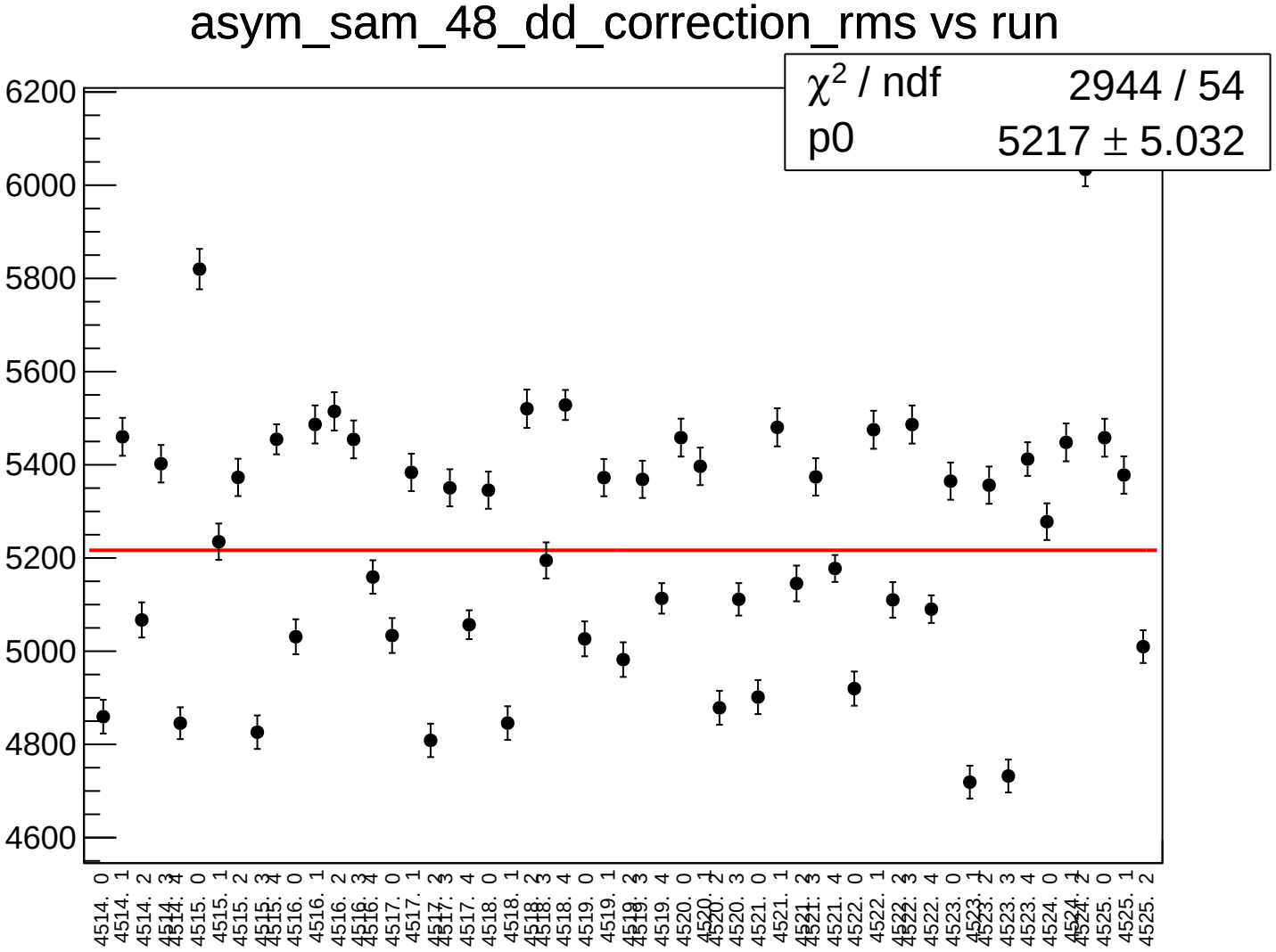
asym_sam_48_dd_correction_rms vs run
χ² / ndf 2944 / 54
p0 5217 ± 5.032
6200
6000
5800
5600
5400
5200
5000
4800
4600
4514. 0
4514. 1
4514. 2
4514. 3
4514. 4
4515. 0
4515. 1
4515. 2
4515. 3
4515. 4
4516. 0
4516. 1
4516. 2
4516. 3
4516. 4
4517. 0
4517. 1
4517. 2
4517. 3
4517. 4
4518. 0
4518. 1
4518. 2
4518. 3
4518. 4
4519. 0
4519. 1
4519. 2
4519. 3
4519. 4
4520. 0
4520. 1
4520. 2
4520. 3
4521. 0
4521. 1
4521. 2
4521. 3
4521. 4
4522. 0
4522. 1
4522. 2
4522. 3
4522. 4
4523. 0
4523. 1
4523. 2
4523. 3
4523. 4
4524. 0
4524. 1
4524. 2
4525. 0
4525. 1
4525. 2

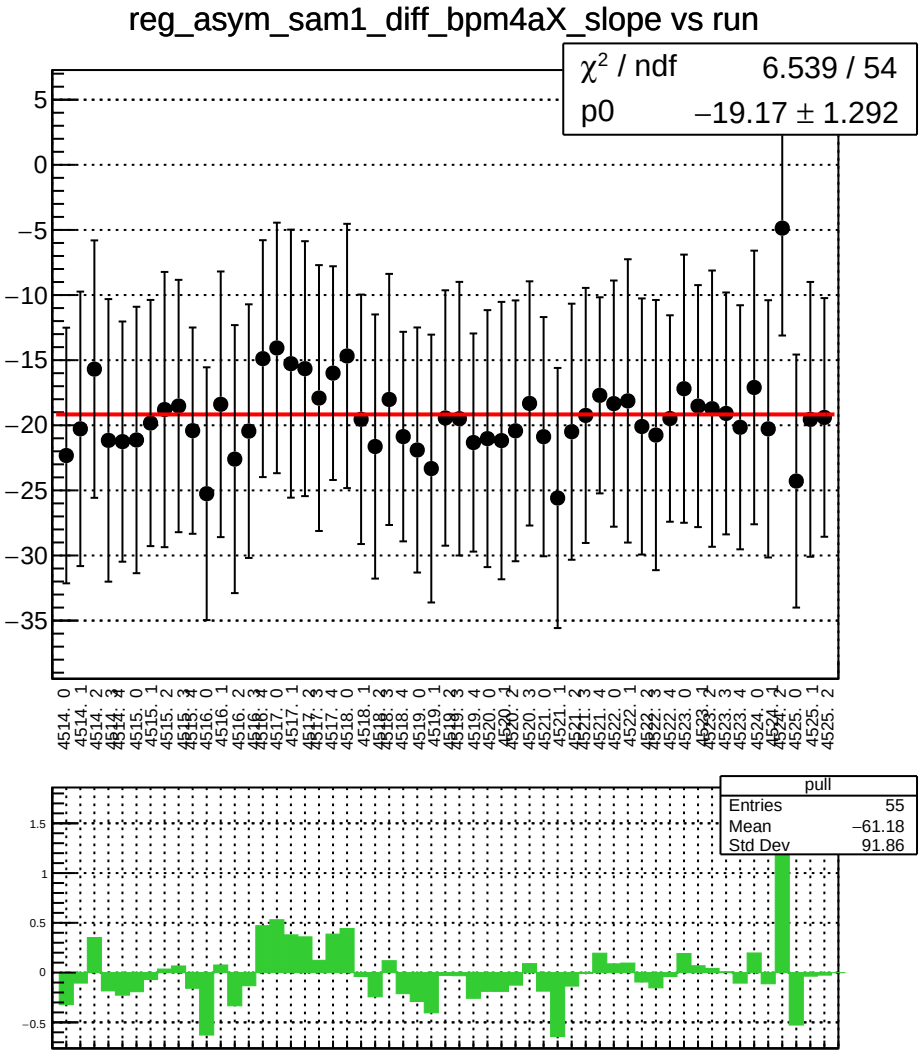
reg_asym_sam1_diff_bpm4aX_slope vs run
χ² / ndf 6.539 / 54
p0 −19.17 ± 1.292
pull
Entries 55
Mean −61.18
Std Dev 91.86

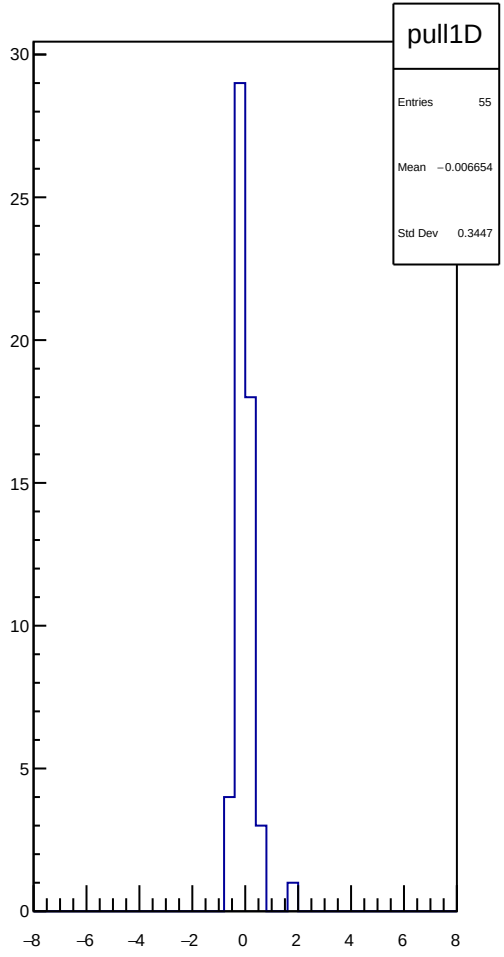
pull1D
Entries 55
Mean −0.006654
Std Dev 0.3447

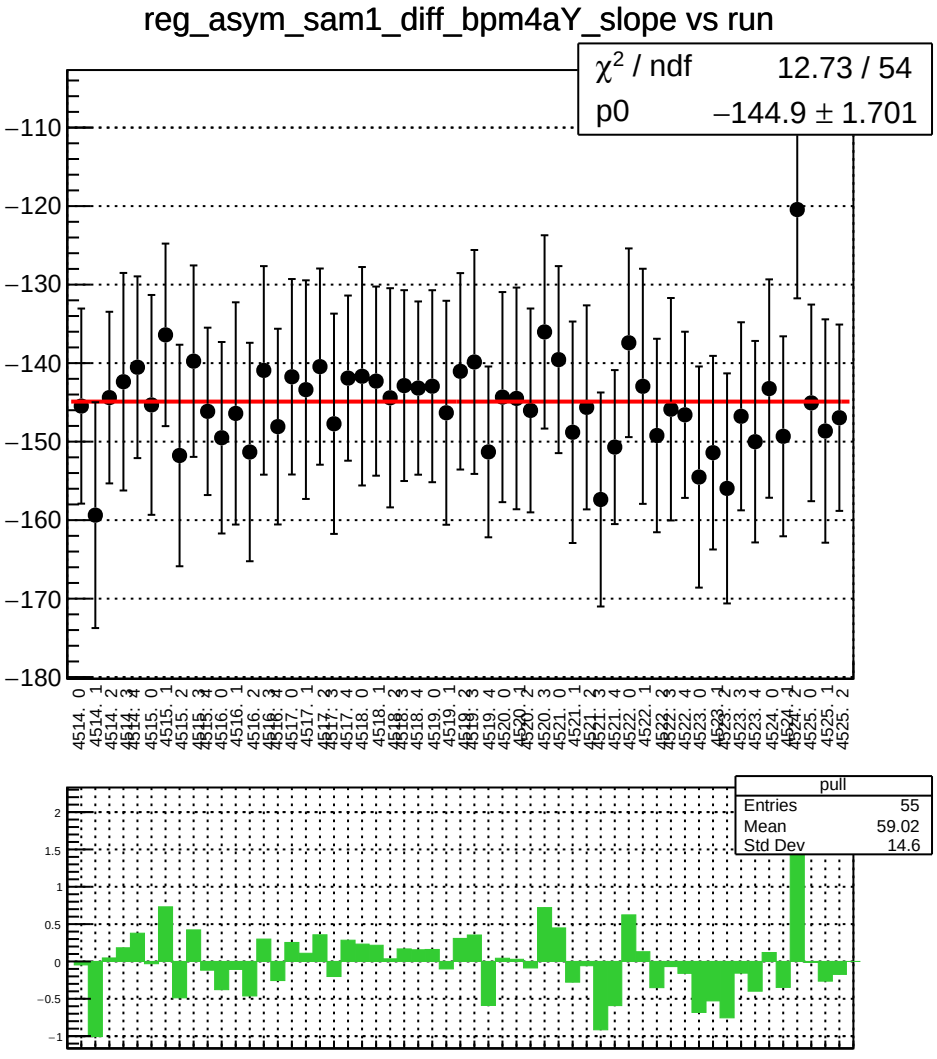
reg_asym_sam1_diff_bpm4aY_slope vs run
χ^2 / ndf 12.73 / 54
p0 −144.9 ± 1.701
pull
Entries 55
Mean 59.02
Std Dev 14.6

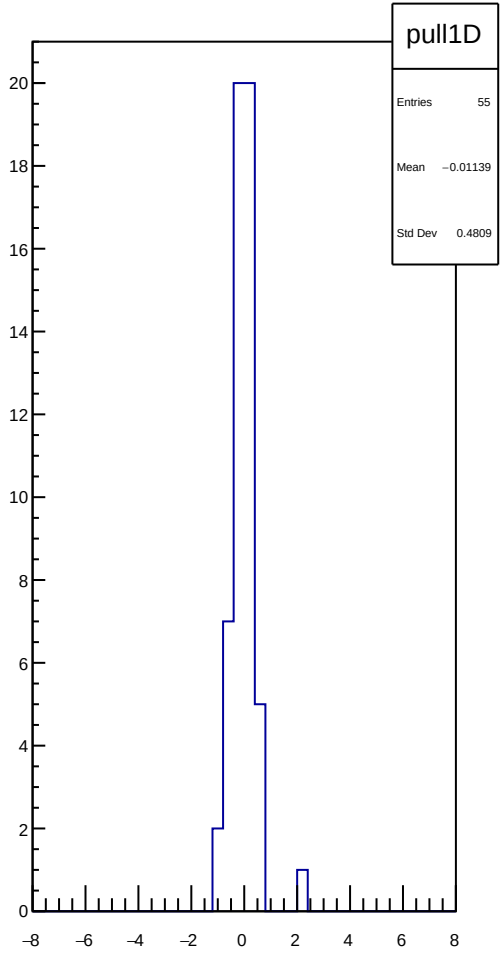
pull1D
Entries 55
Mean −0.01139
Std Dev 0.4809

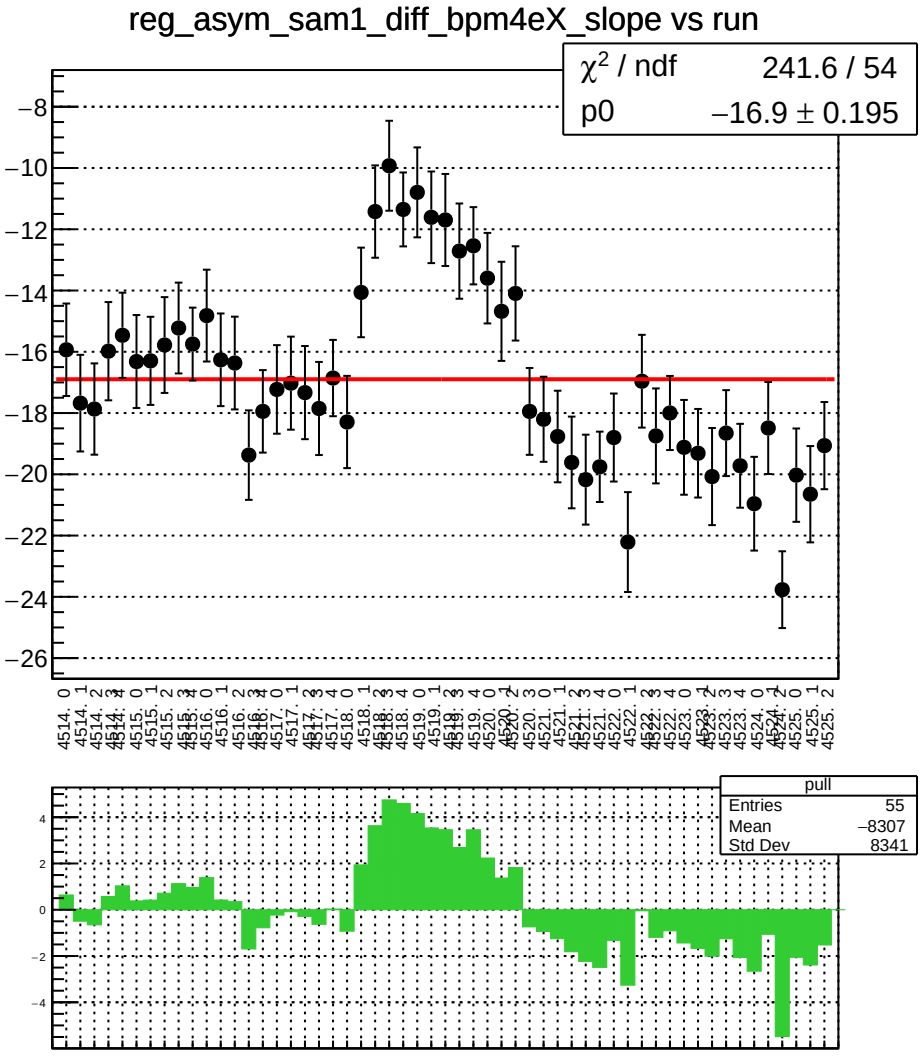
reg_asym_sam1_diff_bpm4eX_slope vs run
χ^2 / ndf 241.6 / 54
p0 −16.9 ± 0.195
pull
Entries 55
Mean −8307
Std Dev 8341

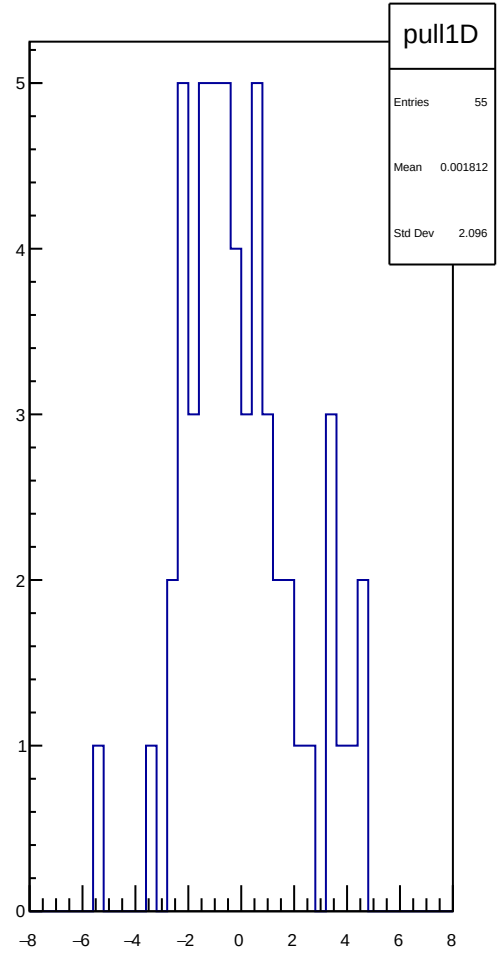
pull1D
Entries 55
Mean 0.001812
Std Dev 2.096

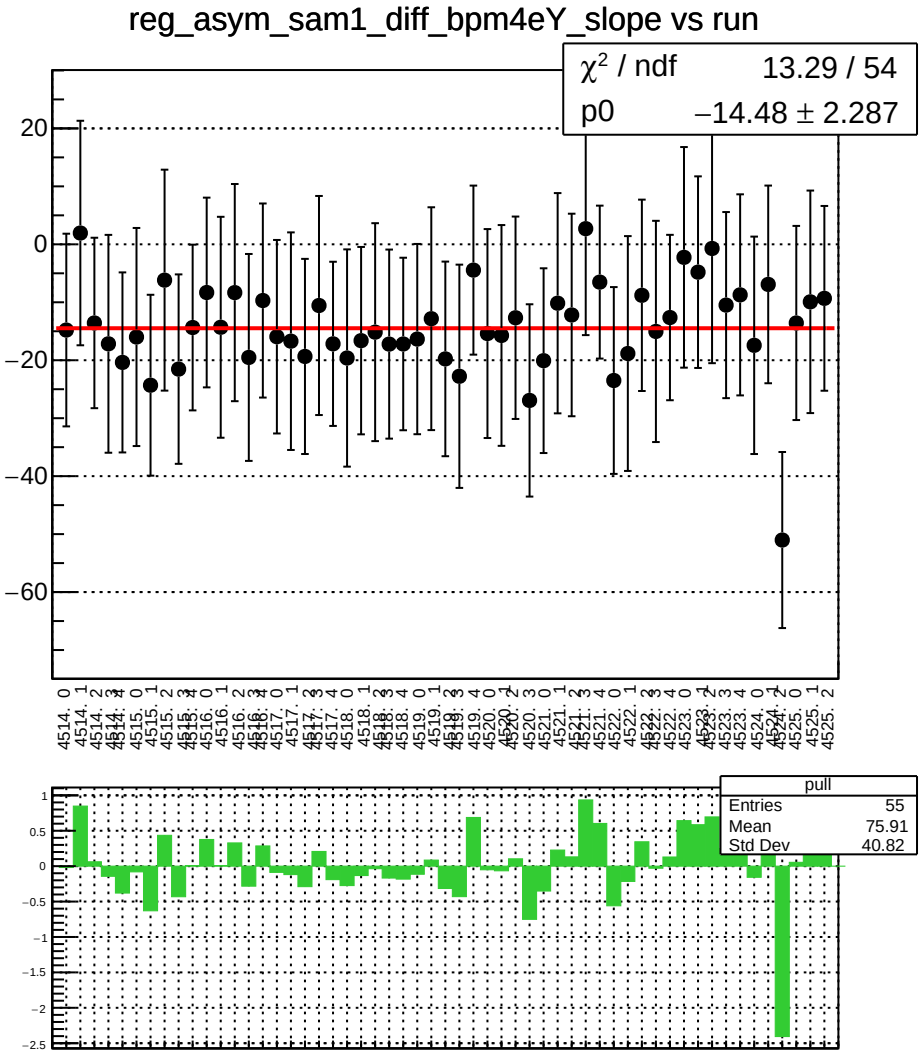
reg_asym_sam1_diff_bpm4eY_slope vs run
χ² / ndf 13.29 / 54
p0 −14.48 ± 2.287
pull
Entries 55
Mean 75.91
Std Dev 40.82

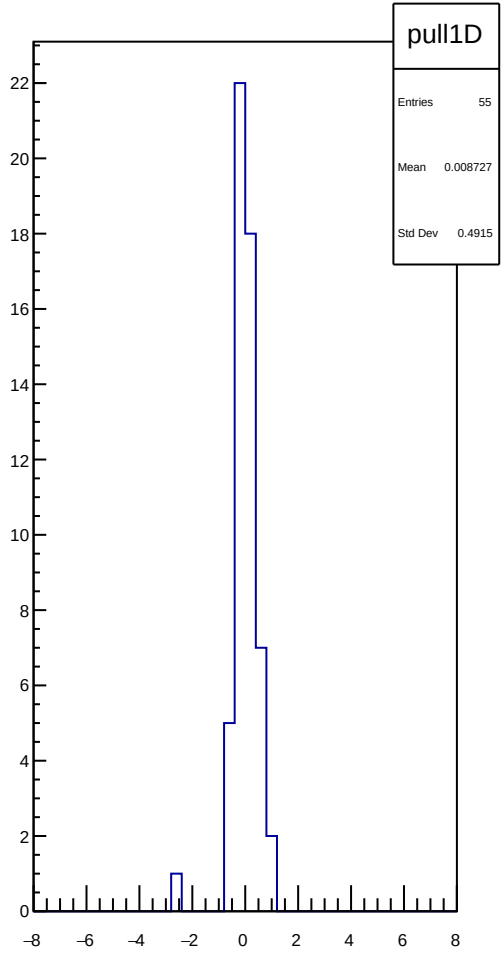
pull1D
Entries 55
Mean 0.008727
Std Dev 0.4915

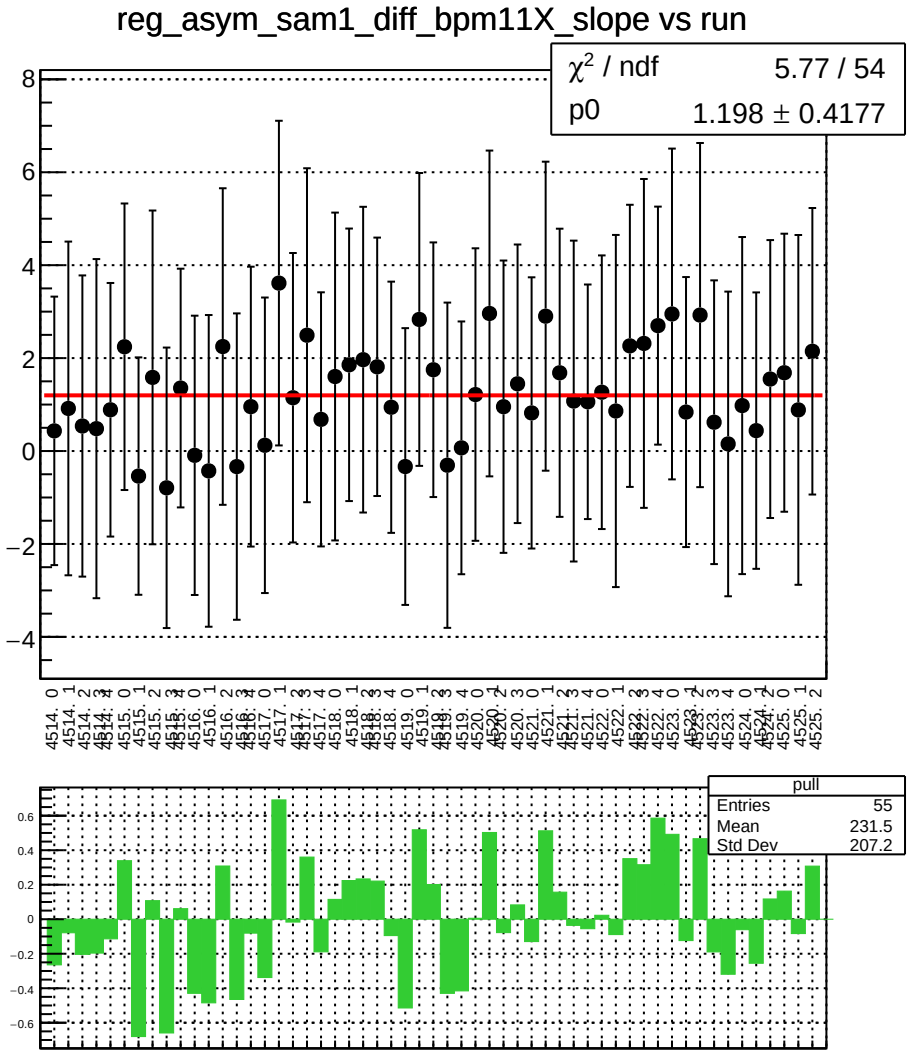
reg_asym_sam1_diff_bpm11X_slope vs run
χ^2 / ndf 5.77 / 54
p0 1.198 ± 0.4177
pull
Entries 55
Mean 231.5
Std Dev 207.2

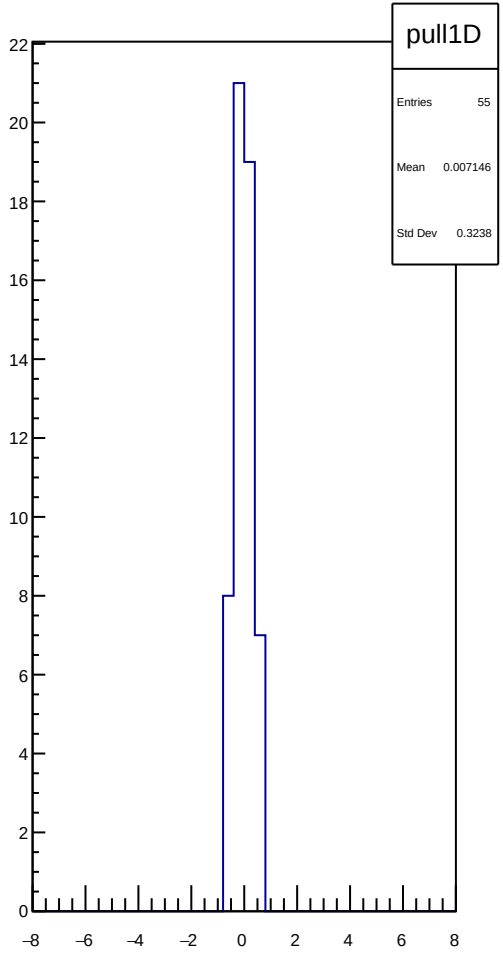
pull1D
Entries 55
Mean 0.007146
Std Dev 0.3238

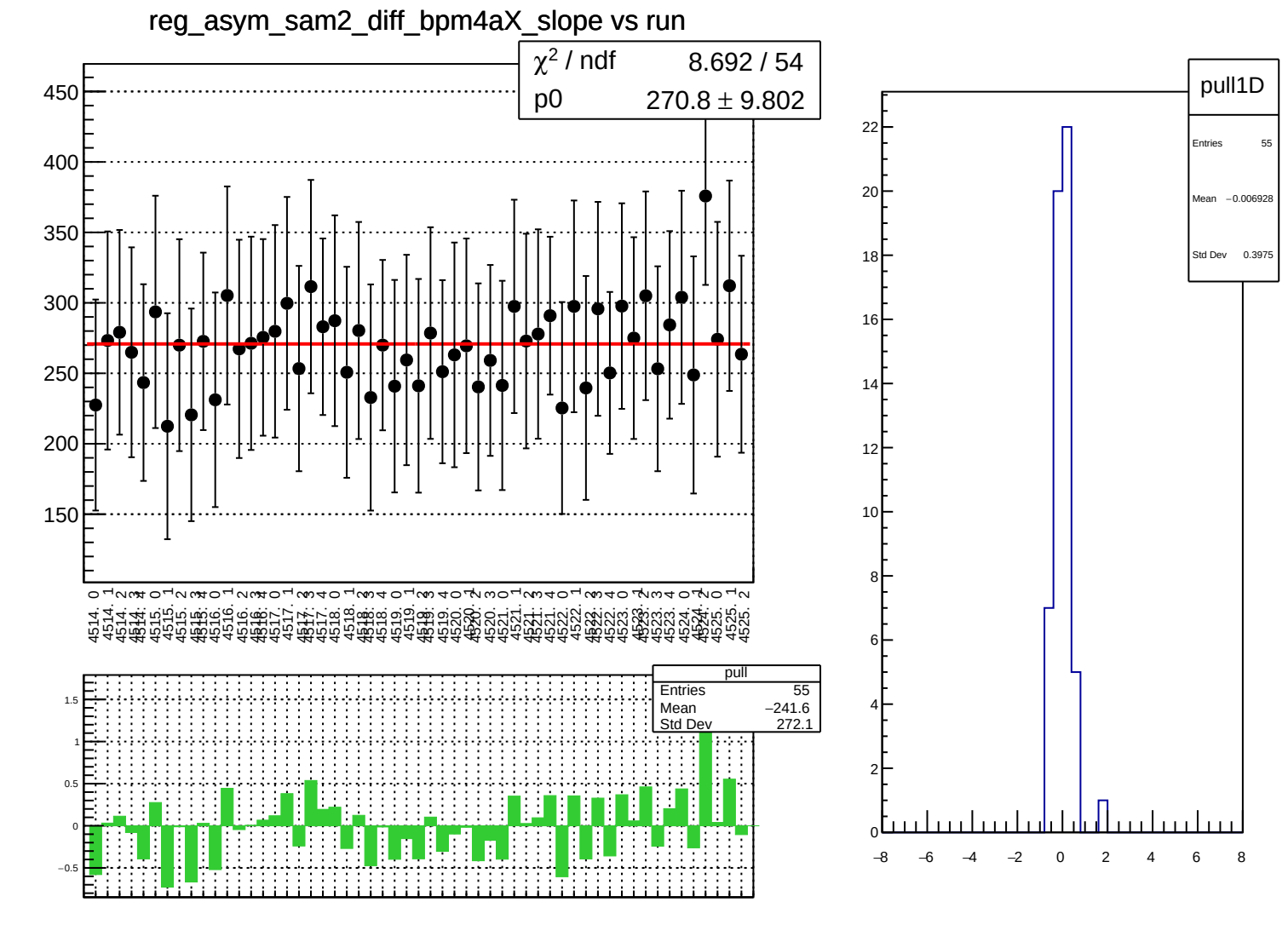
reg_asym_sam2_diff_bpm4aX_slope vs run
χ2 / ndf 8.692 / 54
p0 270.8 ± 9.802
pull
Entries 55
Mean −241.6
Std Dev 272.1
pull1D
Entries 55
Mean −0.006928
Std Dev 0.3975

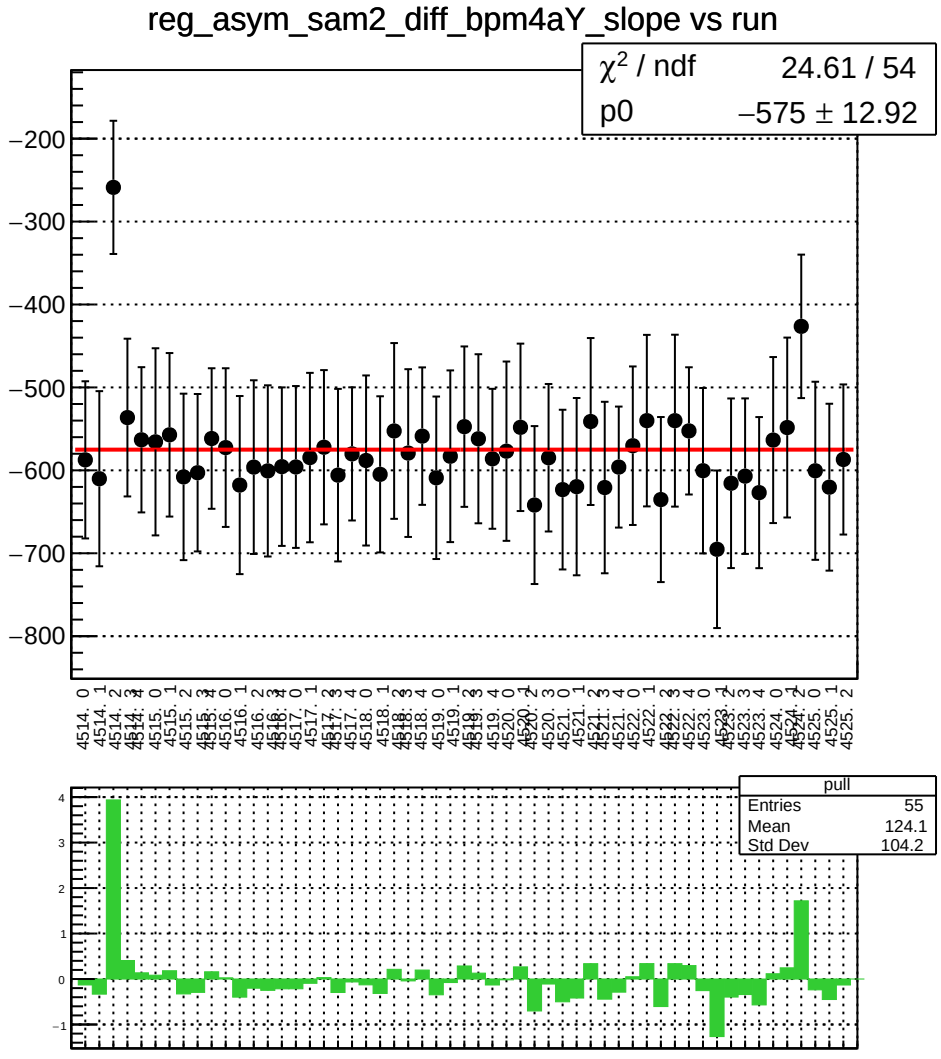
reg_asym_sam2_diff_bpm4aY_slope vs run
χ^2 / ndf 24.61 / 54
p0 −575 ± 12.92
pull
Entries 55
Mean 124.1
Std Dev 104.2

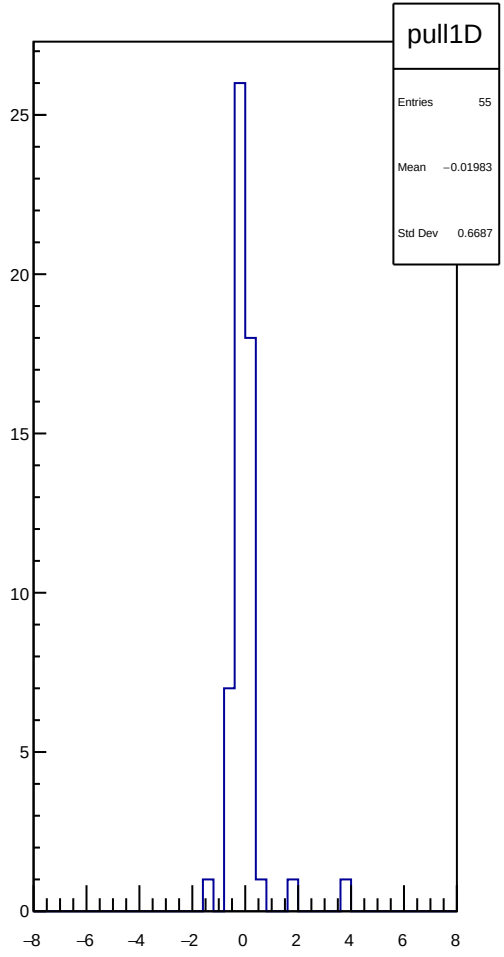
pull1D
Entries 55
Mean −0.01983
Std Dev 0.6687

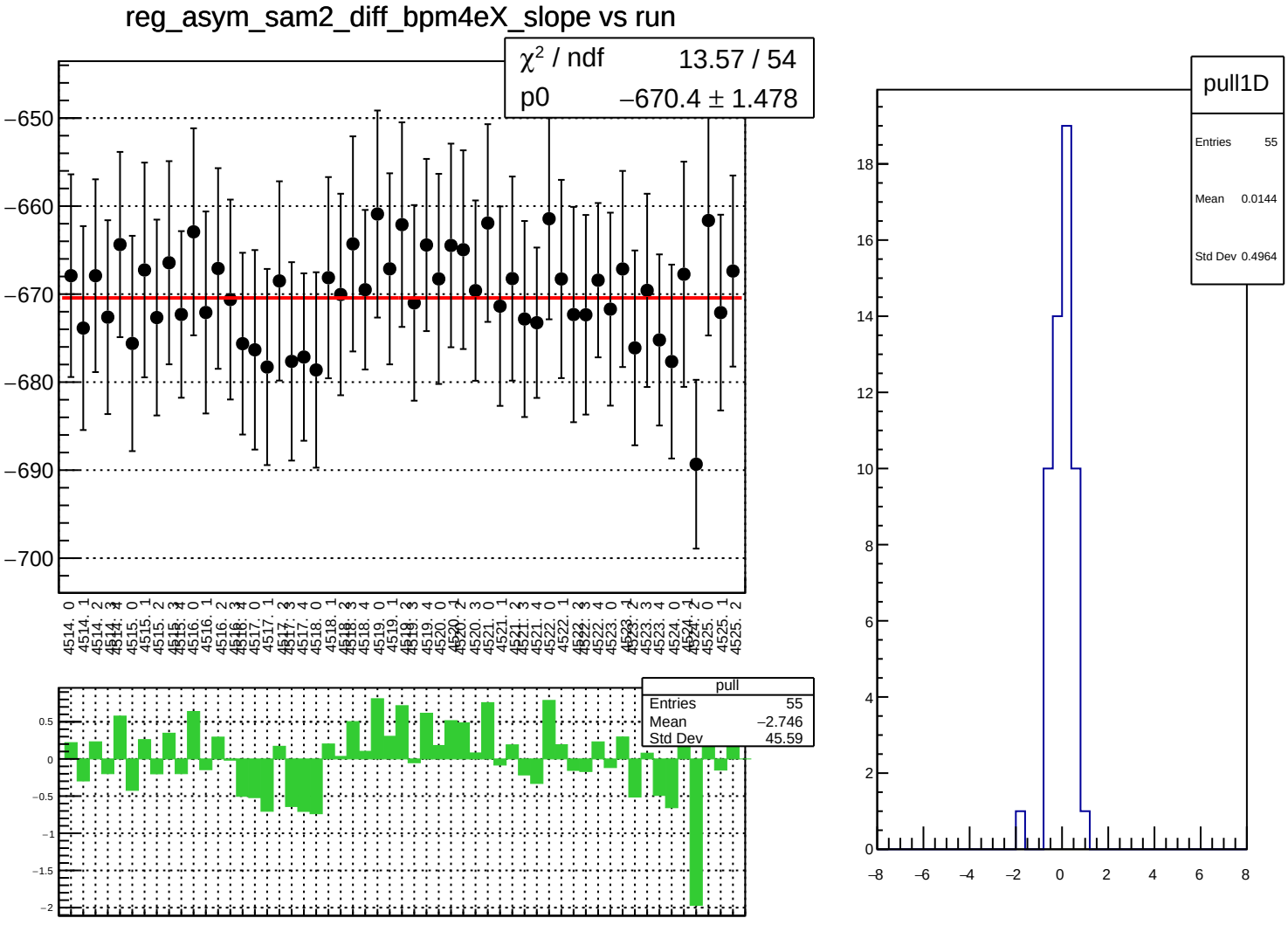
reg_asym_sam2_diff_bpm4eX_slope vs run
χ² / ndf 13.57 / 54
p0 −670.4 ± 1.478
pull
Entries 55
Mean −2.746
Std Dev 45.59
pull1D
Entries 55
Mean 0.0144
Std Dev 0.4964

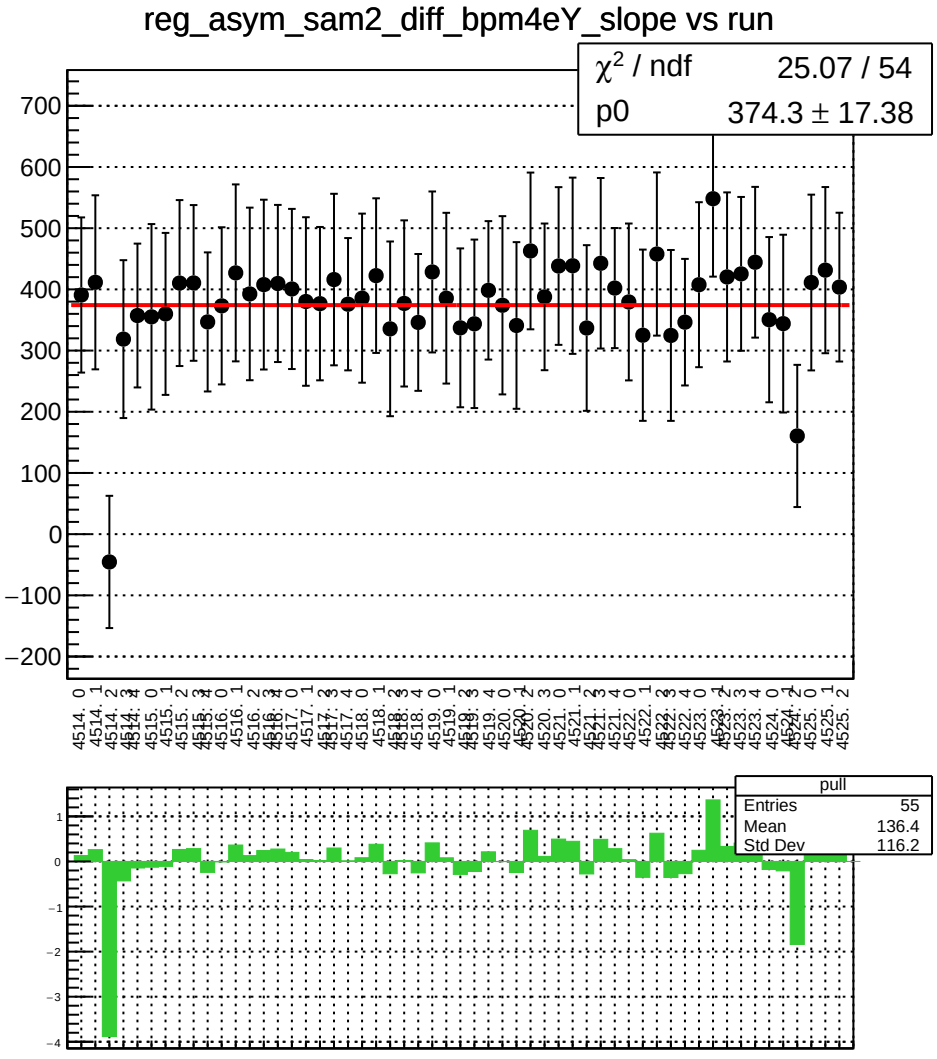
reg_asym_sam2_diff_bpm4eY_slope vs run
χ² / ndf 25.07 / 54
p0 374.3 ± 17.38
pull
Entries 55
Mean 136.4
Std Dev 116.2

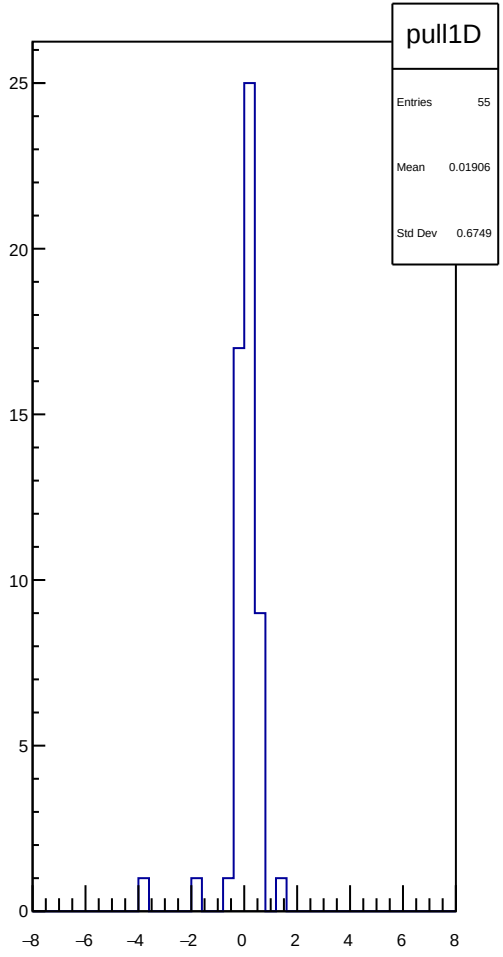
pull1D
Entries 55
Mean 0.01906
Std Dev 0.6749

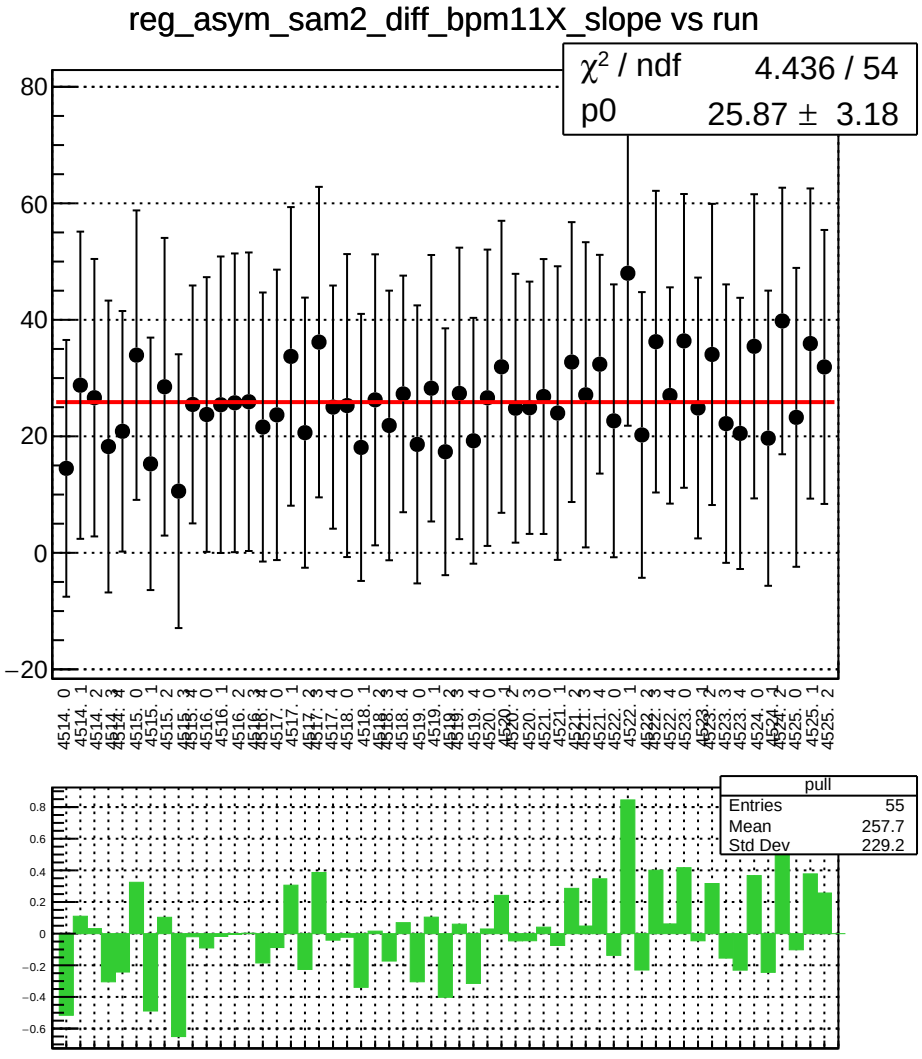
reg_asym_sam2_diff_bpm11X_slope vs run
χ² / ndf 4.436 / 54
p0 25.87 ± 3.18
pull
Entries 55
Mean 257.7
Std Dev 229.2

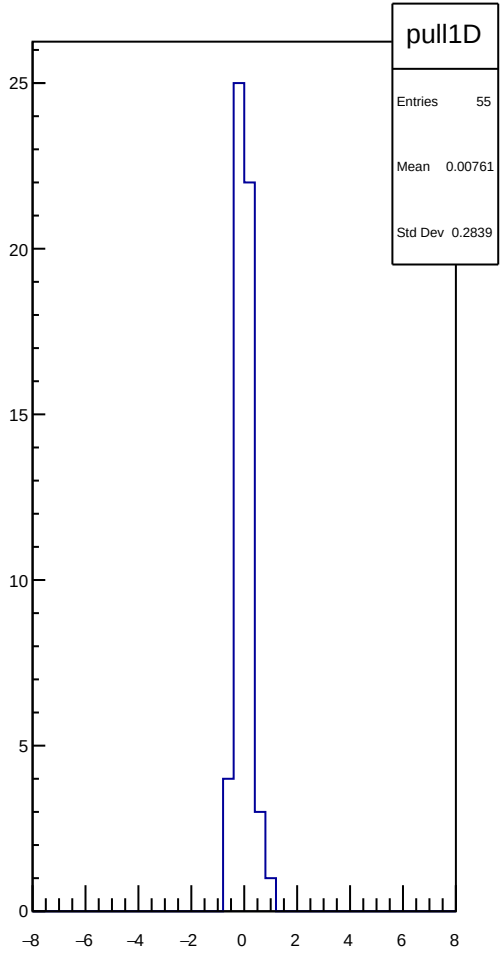
pull1D
Entries 55
Mean 0.00761
Std Dev 0.2839

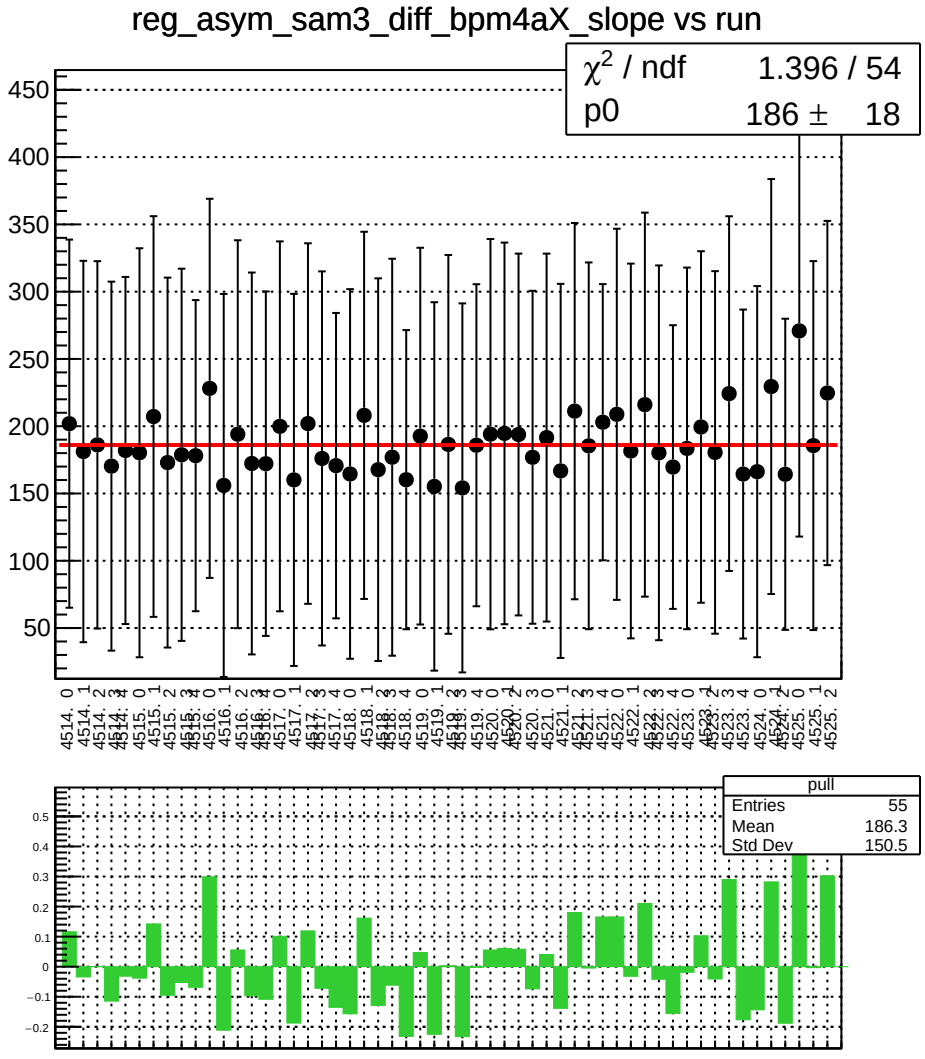
reg_asym_sam3_diff_bpm4aX_slope vs run
χ^2 / ndf 1.396 / 54
p0 186 ± 18
pull
Entries 55
Mean 186.3
Std Dev 150.5

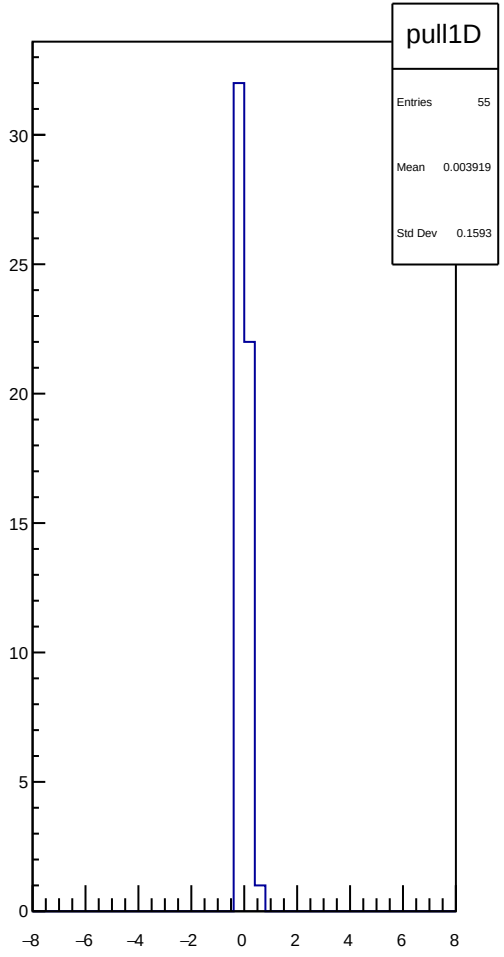
pull1D
Entries 55
Mean 0.003919
Std Dev 0.1593

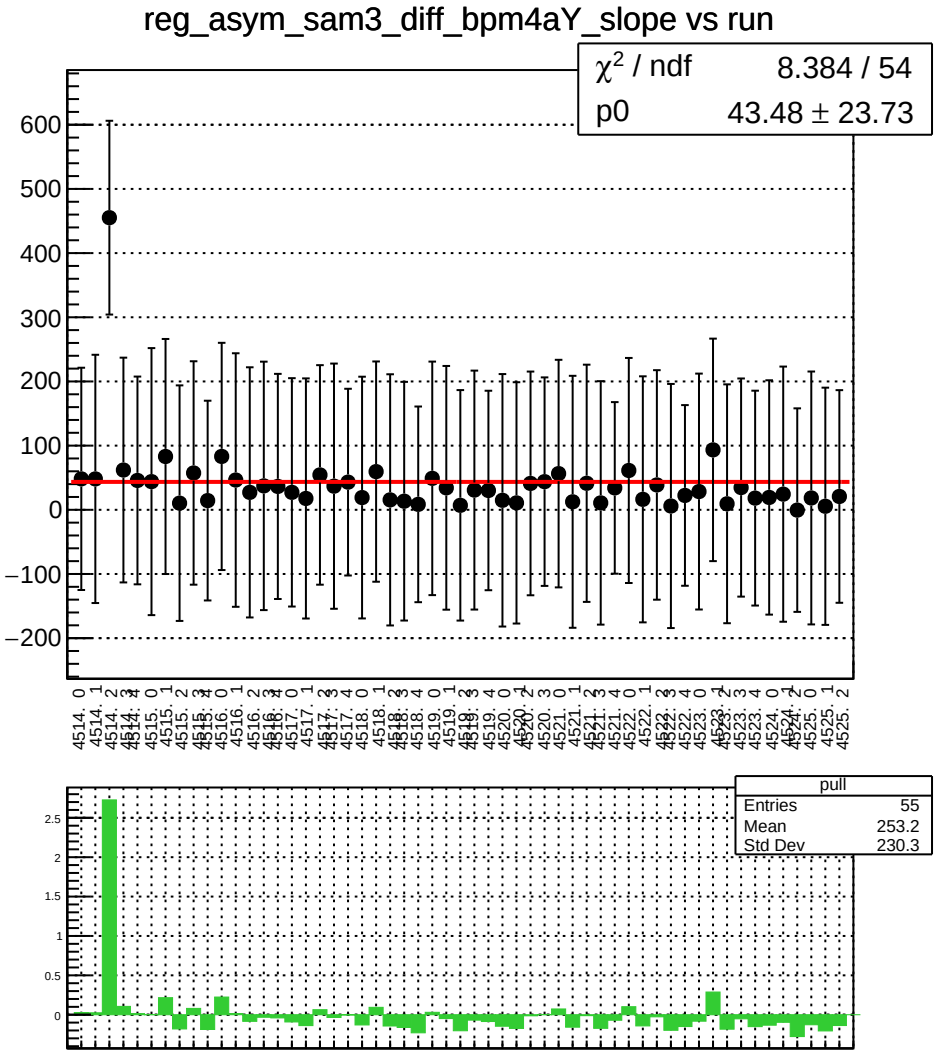
reg_asym_sam3_diff_bpm4aY_slope vs run
χ2 / ndf 8.384 / 54
p0 43.48 ± 23.73
pull
Entries 55
Mean 253.2
Std Dev 230.3

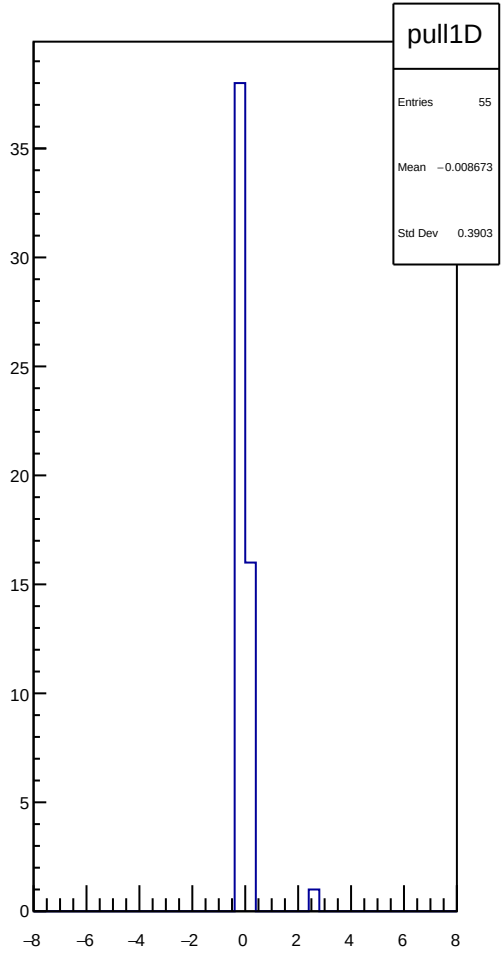
pull1D
Entries 55
Mean −0.008673
Std Dev 0.3903

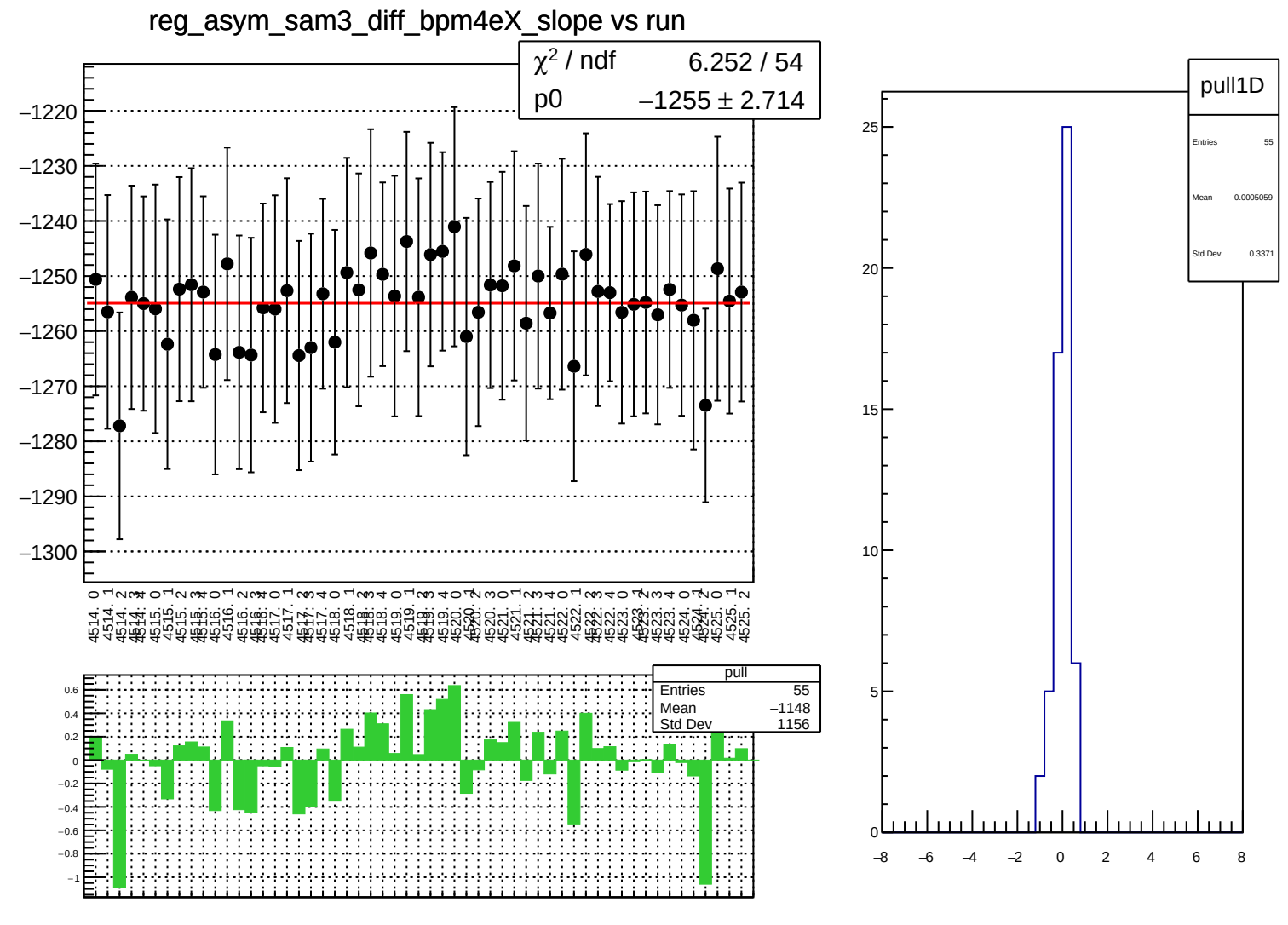
reg_asym_sam3_diff_bpm4eX_slope vs run
χ^2 / ndf 6.252 / 54
p0 −1255 ± 2.714
pull
Entries 55
Mean −1148
Std Dev 1156
pull1D
Entries 55
Mean −0.0005059
Std Dev 0.3371

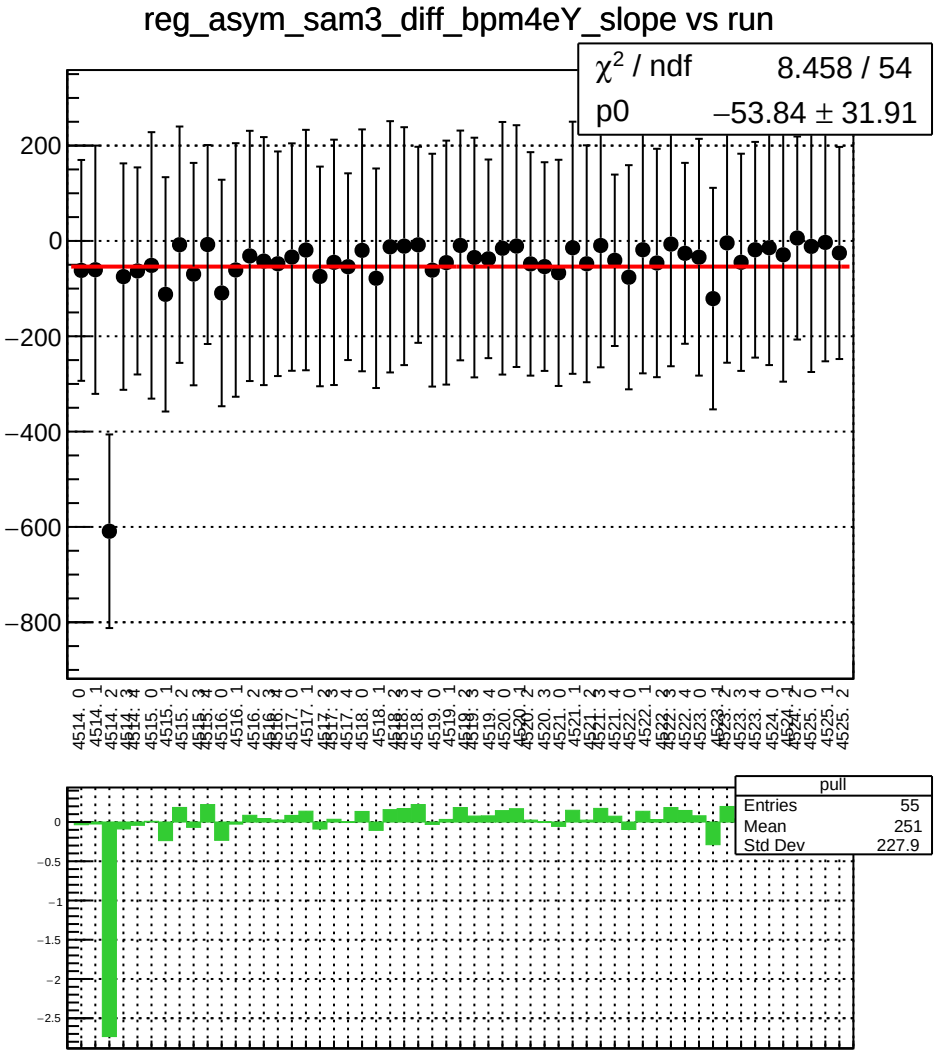
reg_asym_sam3_diff_bpm4eY_slope vs run
χ^2 / ndf 8.458 / 54
p0 −53.84 ± 31.91
pull
Entries 55
Mean 251
Std Dev 227.9

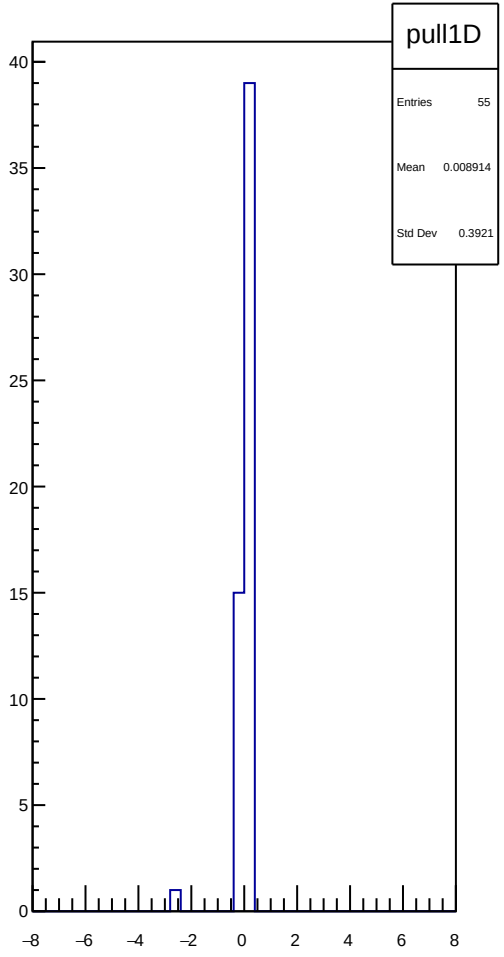
pull1D
Entries 55
Mean 0.008914
Std Dev 0.3921

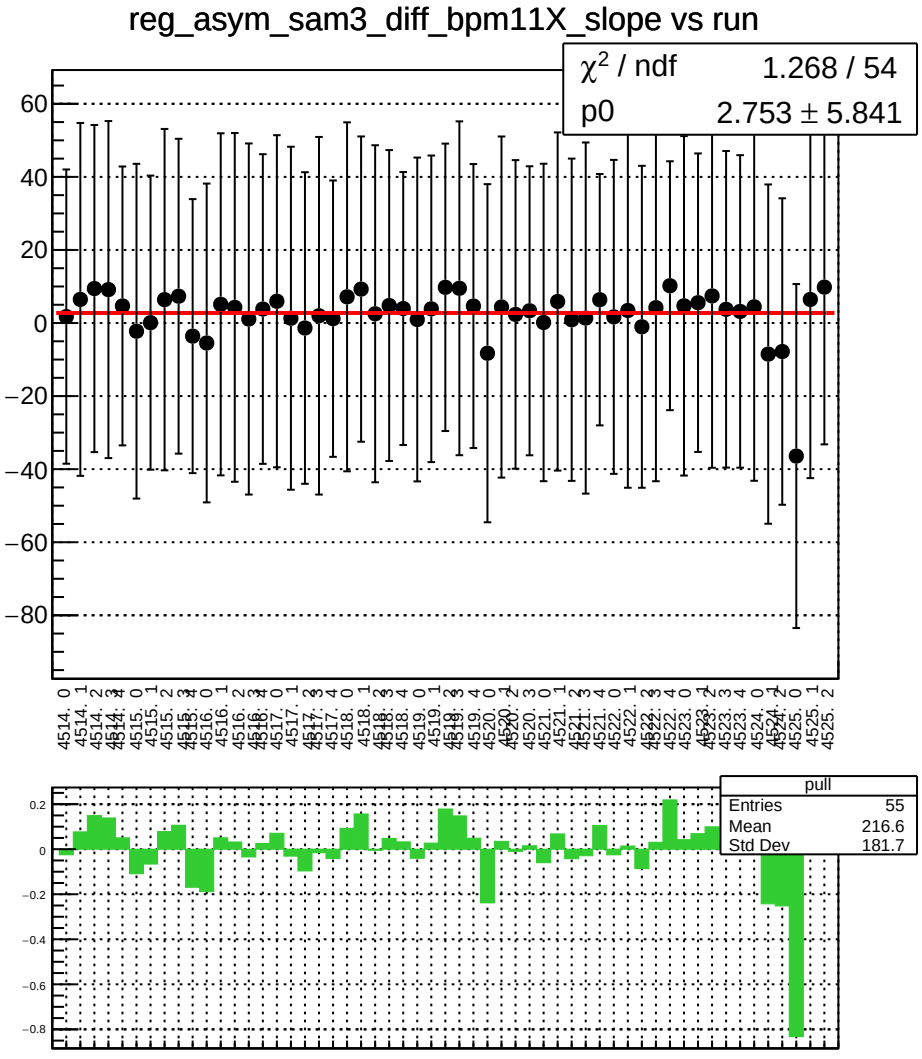
reg_asym_sam3_diff_bpm11X_slope vs run
χ^2 / ndf 1.268 / 54
p0 2.753 ± 5.841
pull
Entries 55
Mean 216.6
Std Dev 181.7

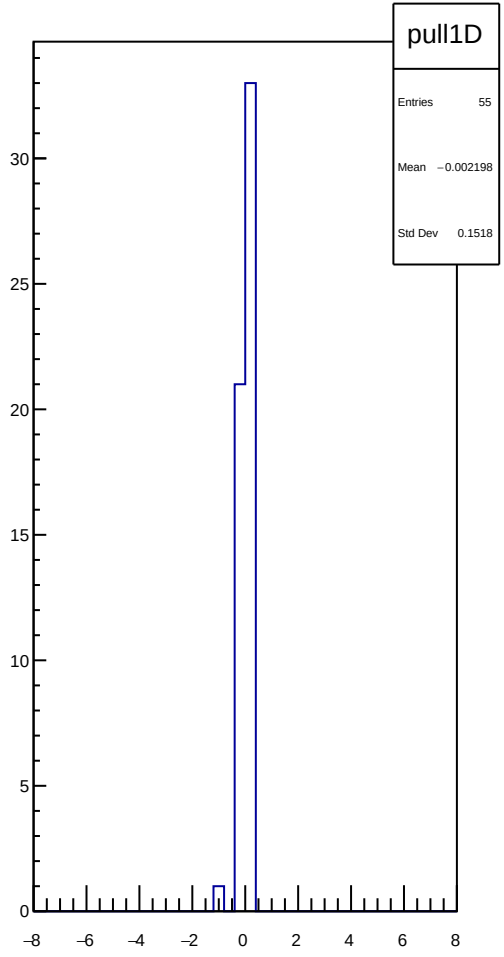
pull1D
Entries 55
Mean −0.002198
Std Dev 0.1518

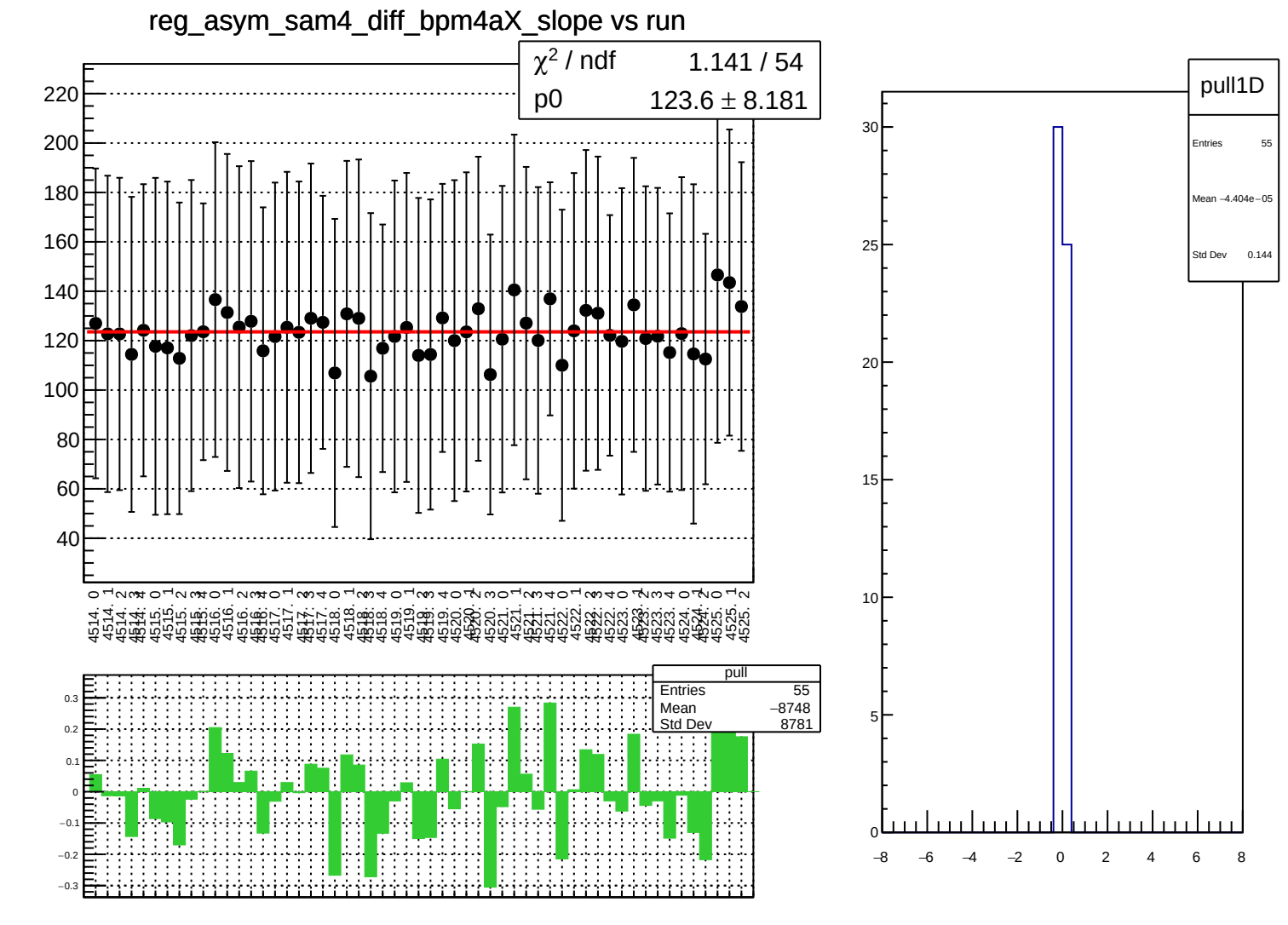
reg_asym_sam4_diff_bpm4aX_slope vs run
χ^2 / ndf 1.141 / 54
p0 123.6 ± 8.181
pull
Entries 55
Mean −8748
Std Dev 8781
pull1D
Entries 55
Mean −4.404e−05
Std Dev 0.144

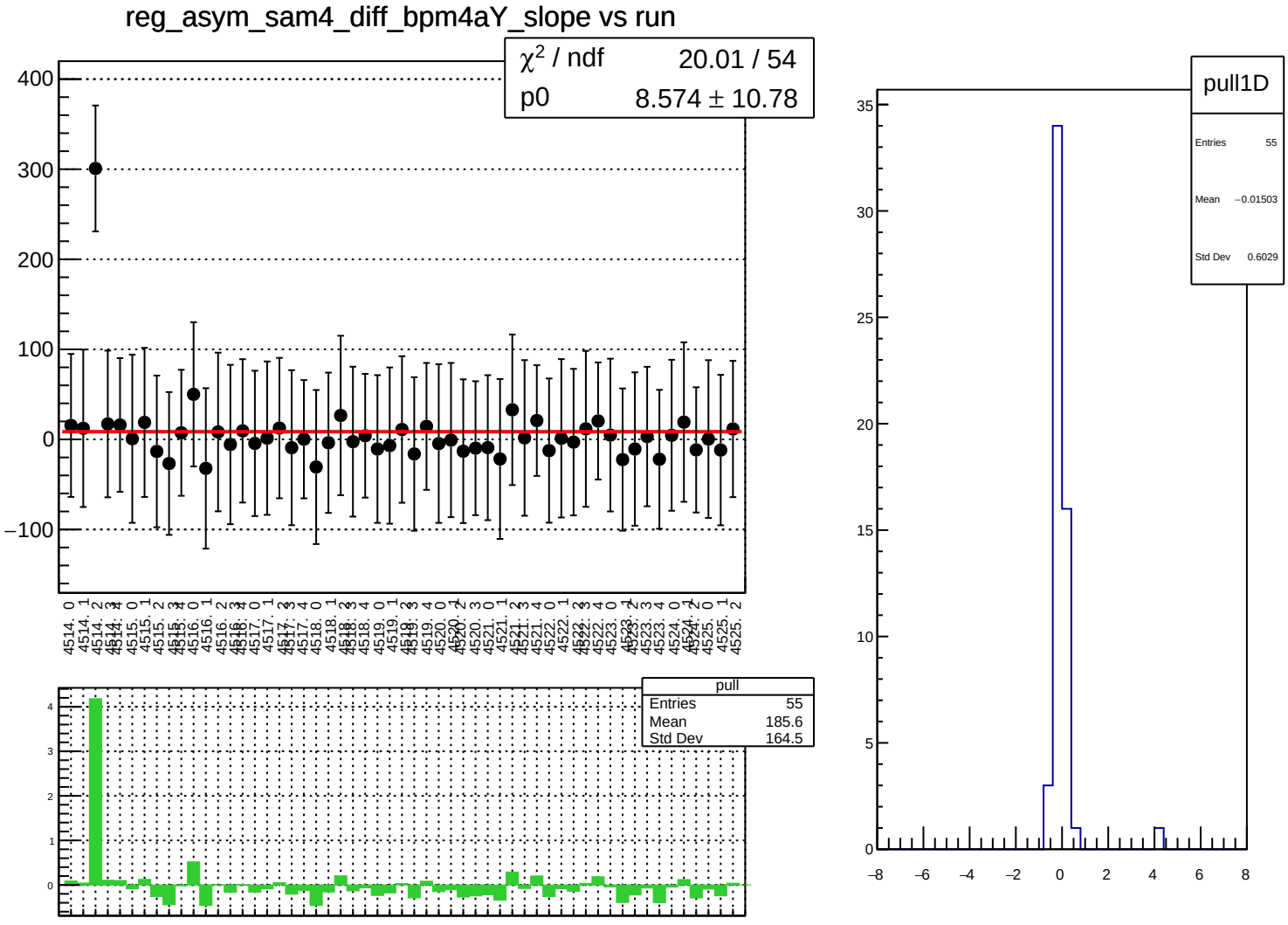
reg_asym_sam4_diff_bpm4aY_slope vs run
χ² / ndf 20.01 / 54
p0 8.574 ± 10.78
pull
Entries 55
Mean 185.6
Std Dev 164.5
pull1D
Entries 55
Mean −0.01503
Std Dev 0.6029

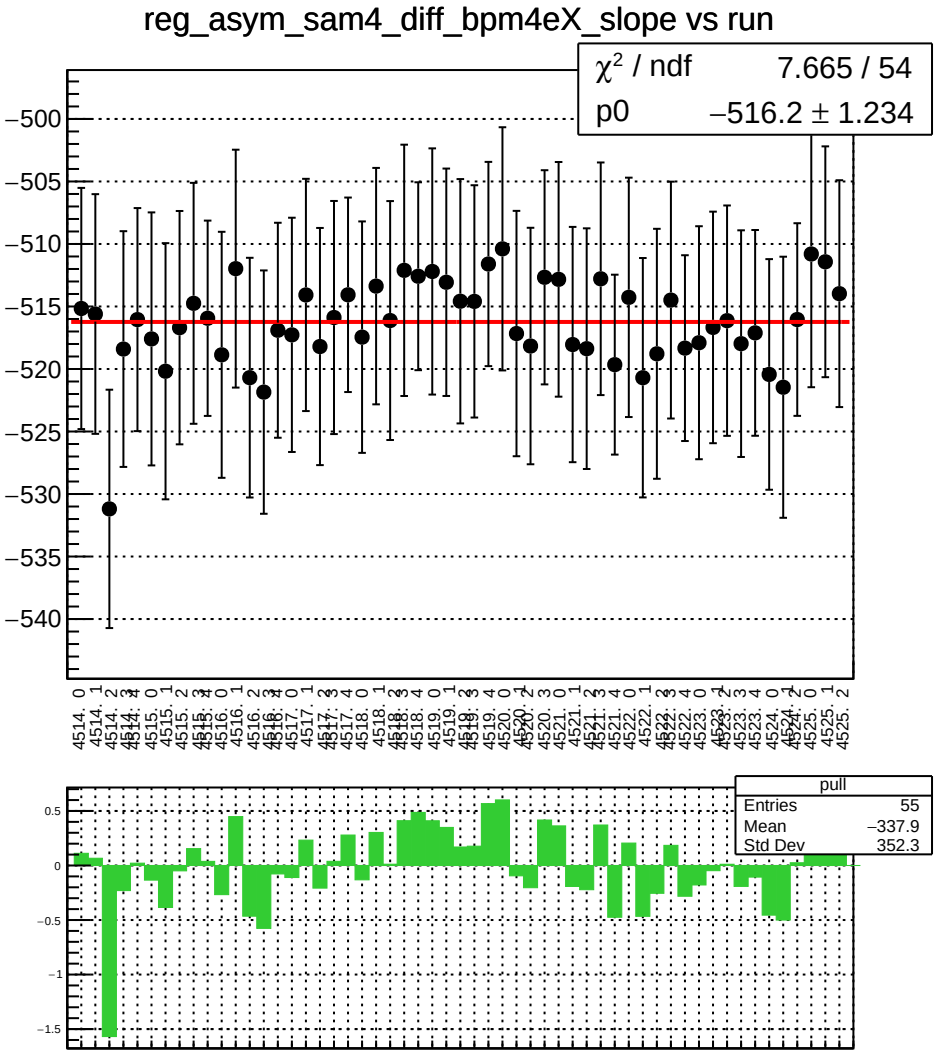
reg_asym_sam4_diff_bpm4eX_slope vs run
χ^2 / ndf 7.665 / 54
p0 −516.2 ± 1.234
pull
Entries 55
Mean −337.9
Std Dev 352.3

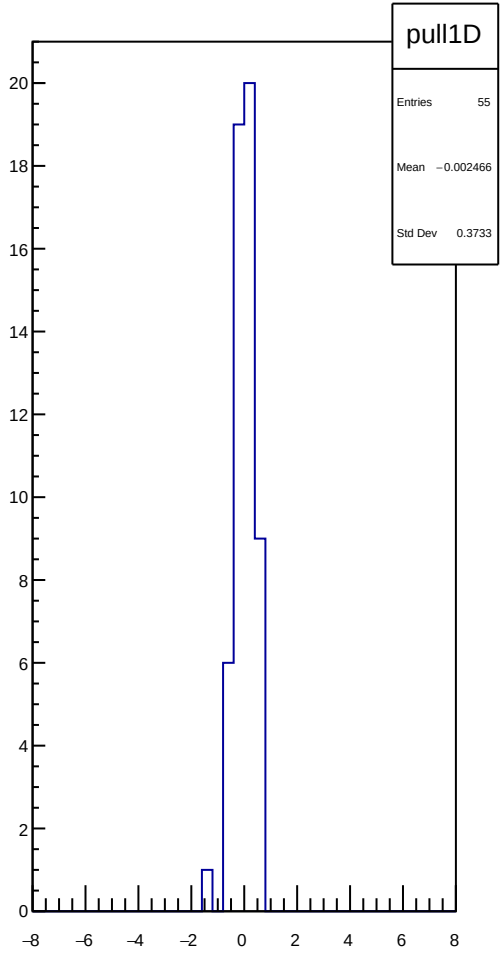
pull1D
Entries 55
Mean −0.002466
Std Dev 0.3733

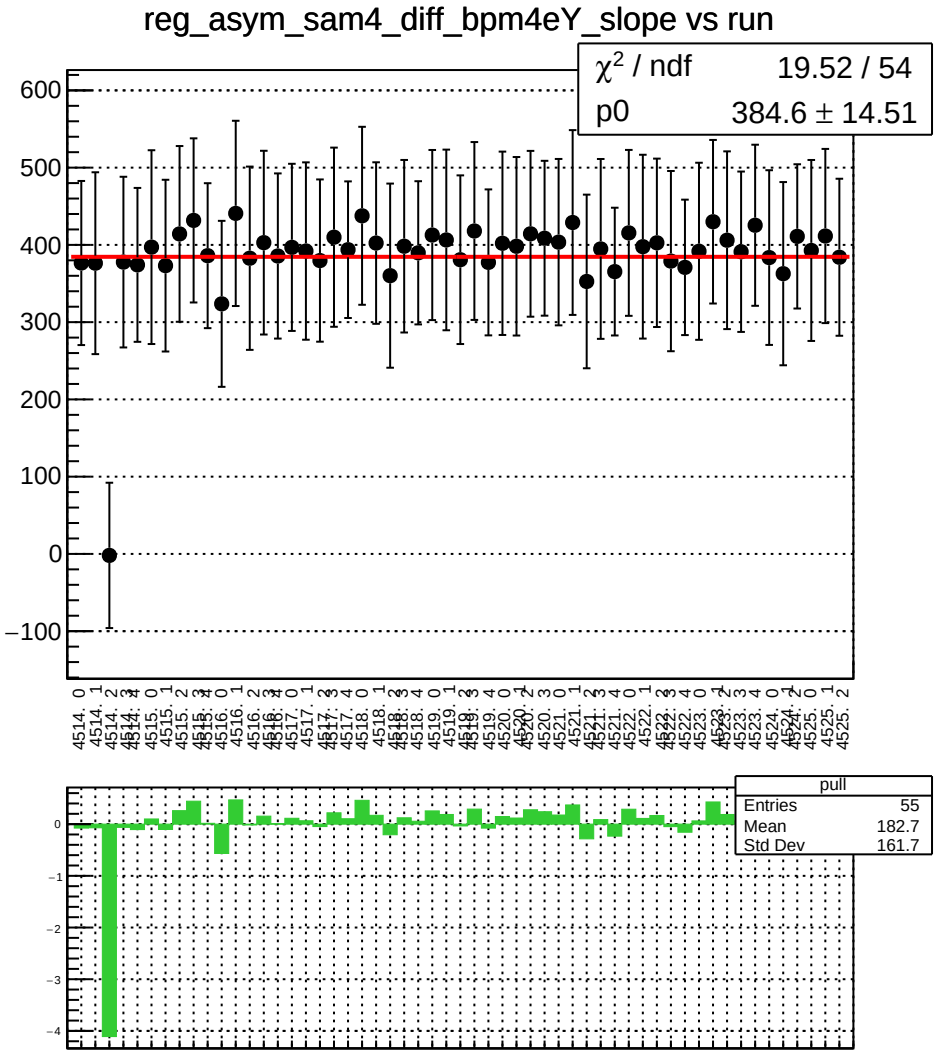
reg_asym_sam4_diff_bpm4eY_slope vs run
χ^2 / ndf 19.52 / 54
p0 384.6 ± 14.51
pull
Entries 55
Mean 182.7
Std Dev 161.7

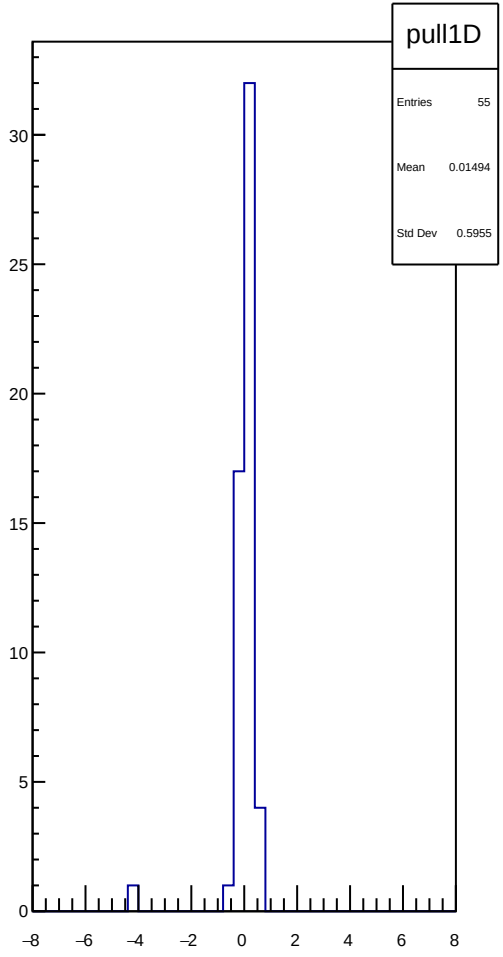
pull1D
Entries 55
Mean 0.01494
Std Dev 0.5955

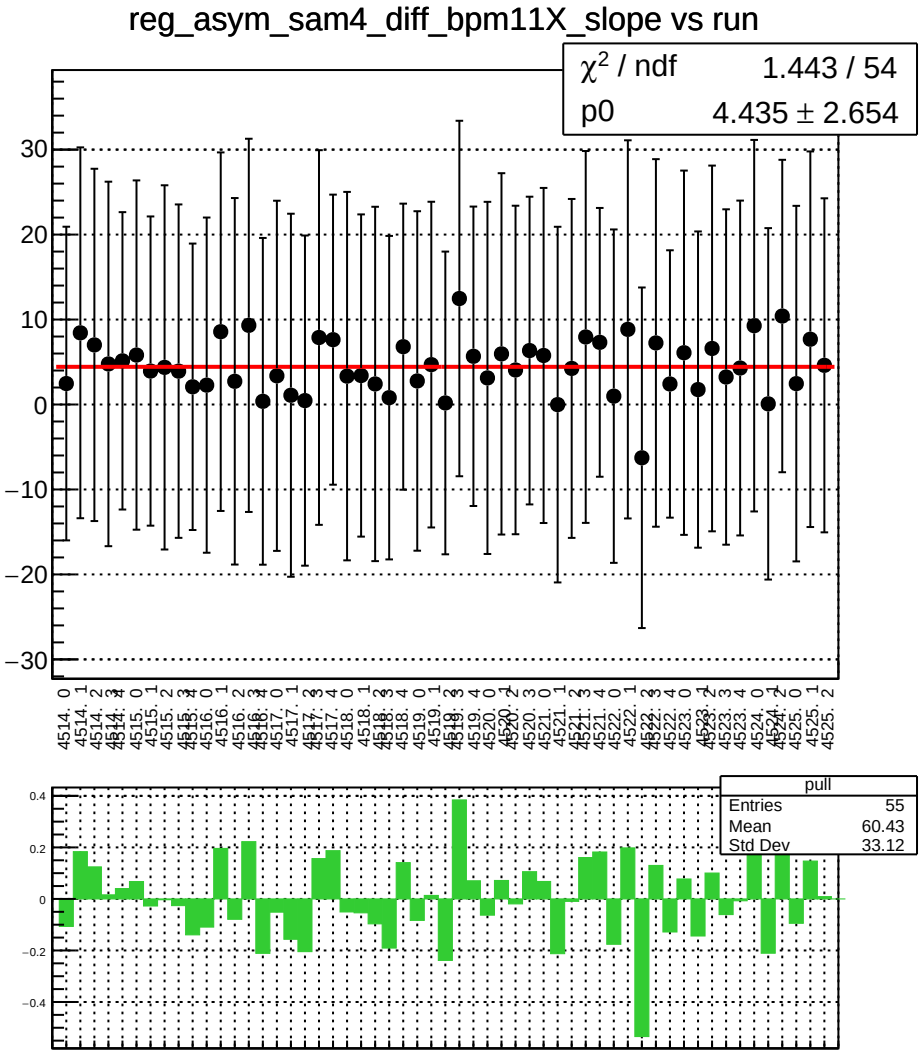
reg_asym_sam4_diff_bpm11X_slope vs run
χ^2 / ndf 1.443 / 54
p0 4.435 ± 2.654
pull
Entries 55
Mean 60.43
Std Dev 33.12


pull1D
Entries 55
Mean 0.002023
Std Dev 0.162

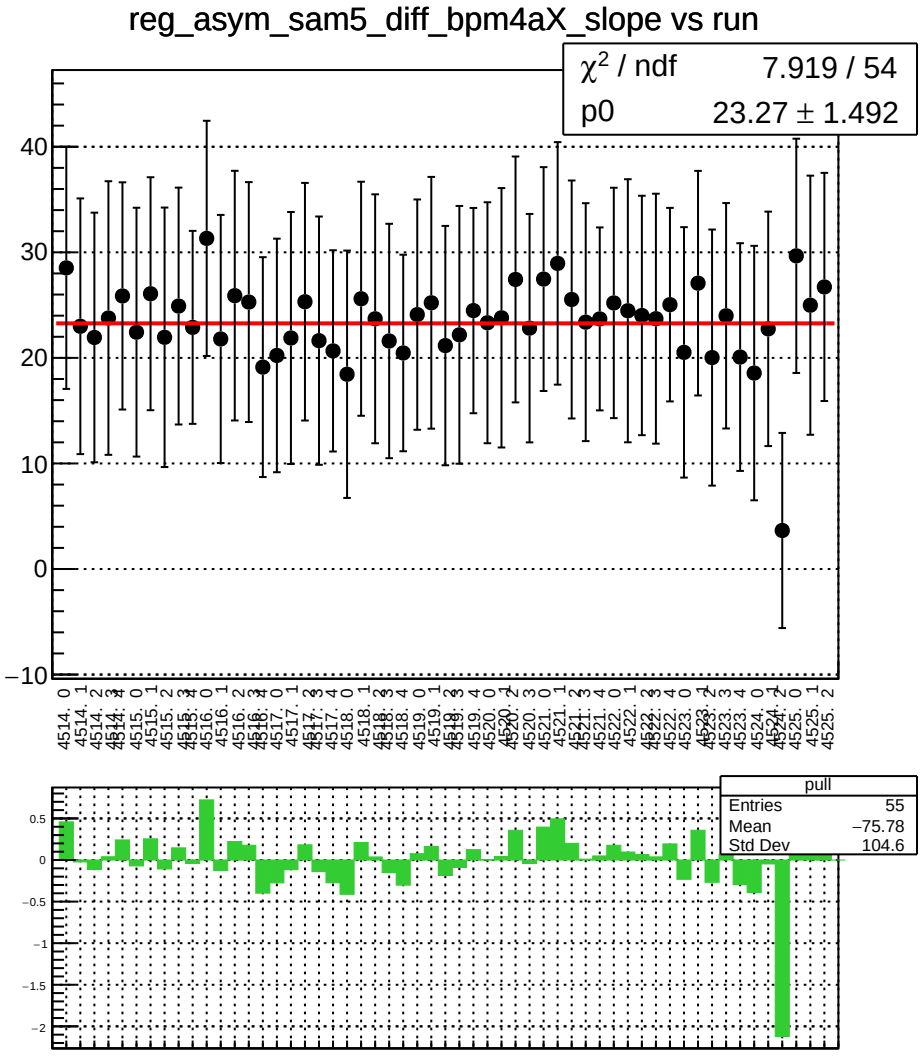
reg_asym_sam5_diff_bpm4aX_slope vs run
χ^2 / ndf 7.919 / 54
p0 23.27 ± 1.492
pull
Entries 55
Mean −75.78
Std Dev 104.6

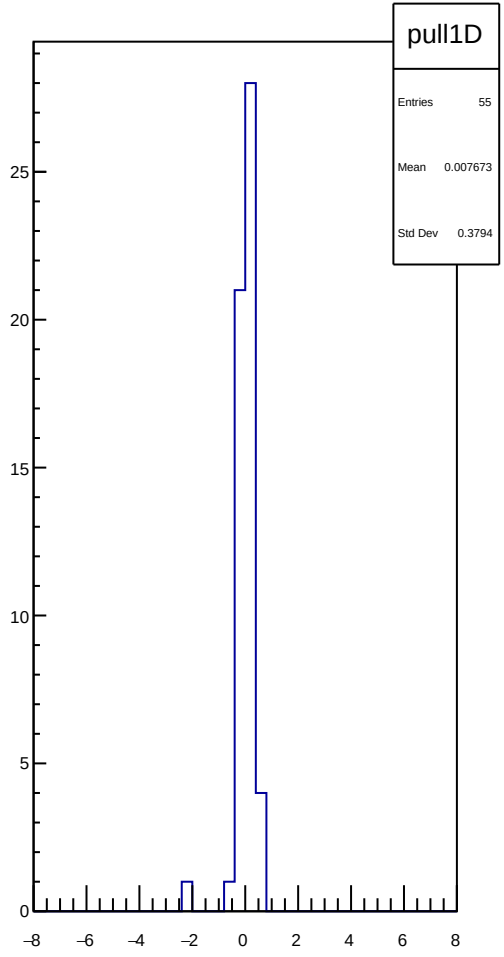
pull1D
Entries 55
Mean 0.007673
Std Dev 0.3794

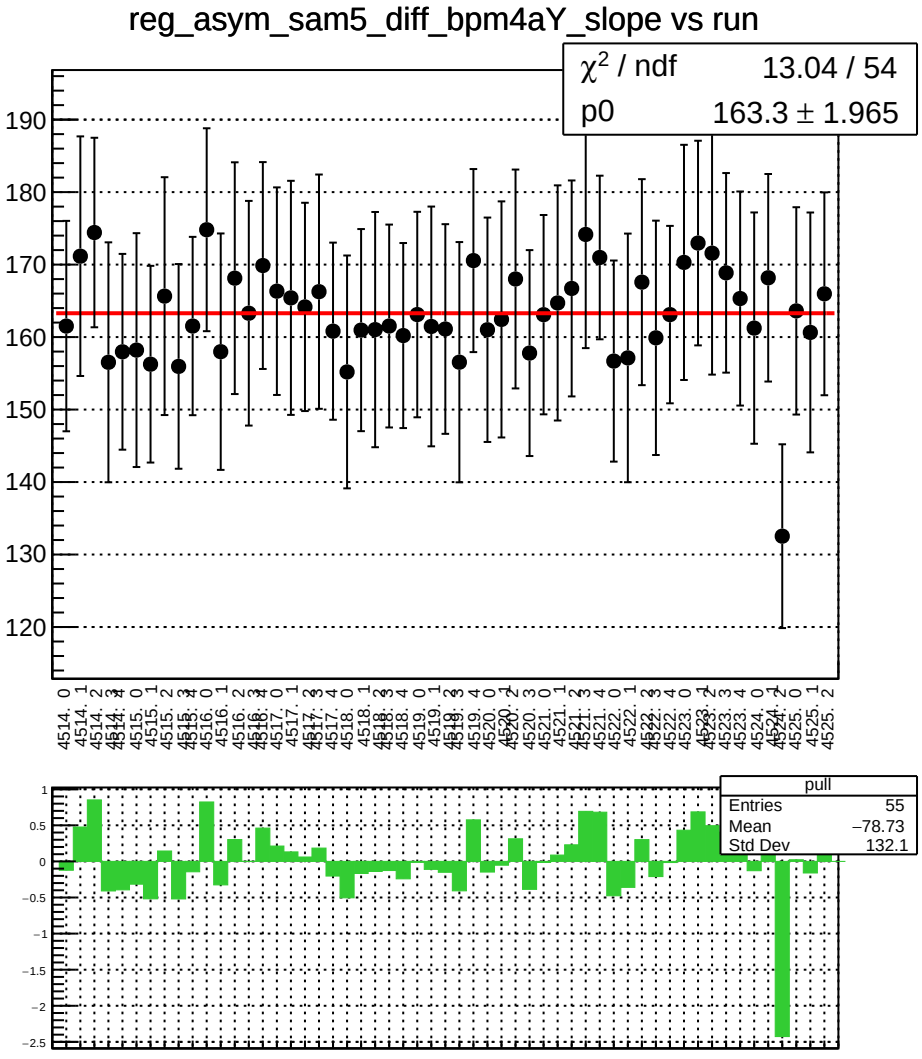
reg_asym_sam5_diff_bpm4aY_slope vs run
χ^2 / ndf 13.04 / 54
p0 163.3 ± 1.965
pull
Entries 55
Mean −78.73
Std Dev 132.1

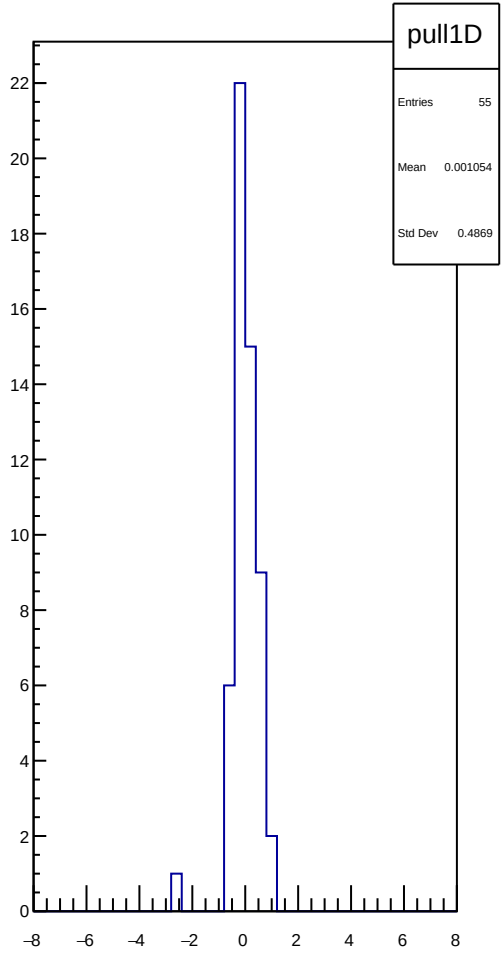
pull1D
Entries 55
Mean 0.001054
Std Dev 0.4869

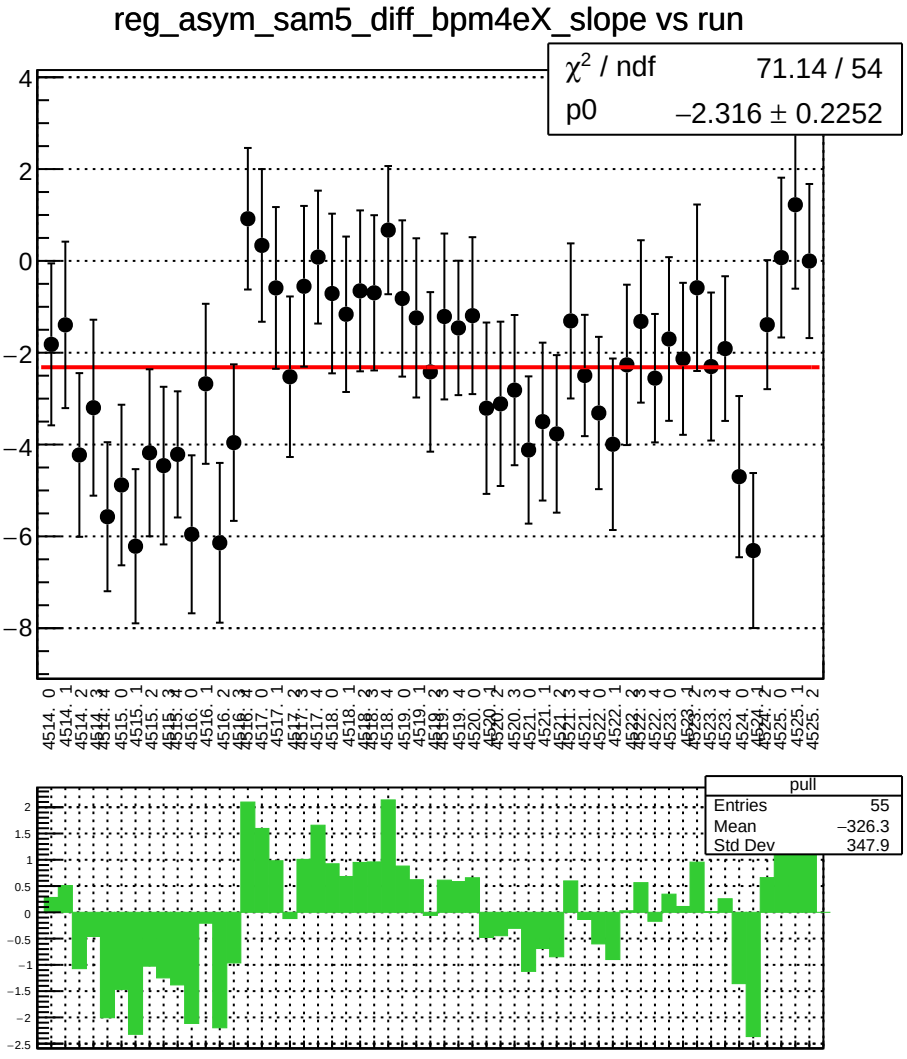
reg_asym_sam5_diff_bpm4eX_slope vs run
χ^2 / ndf 71.14 / 54
p0 −2.316 ± 0.2252
pull
Entries 55
Mean −326.3
Std Dev 347.9

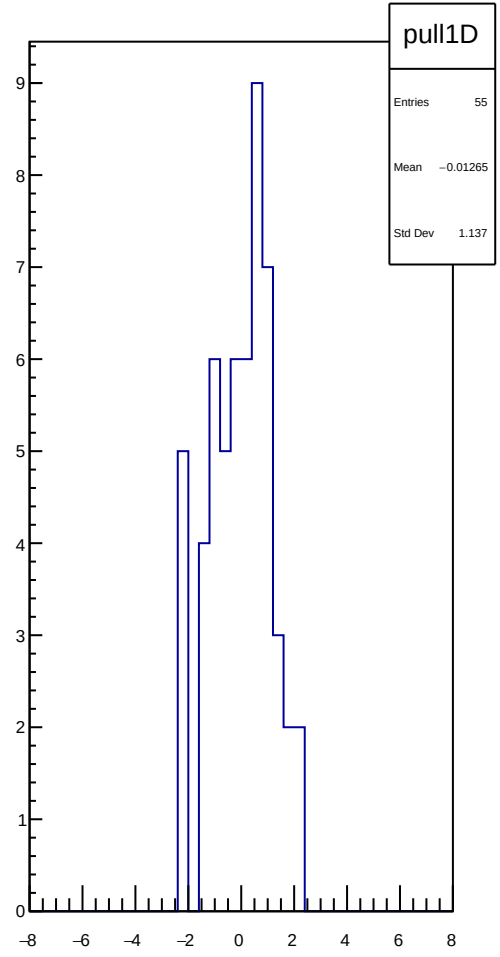
pull1D
Entries 55
Mean −0.01265
Std Dev 1.137

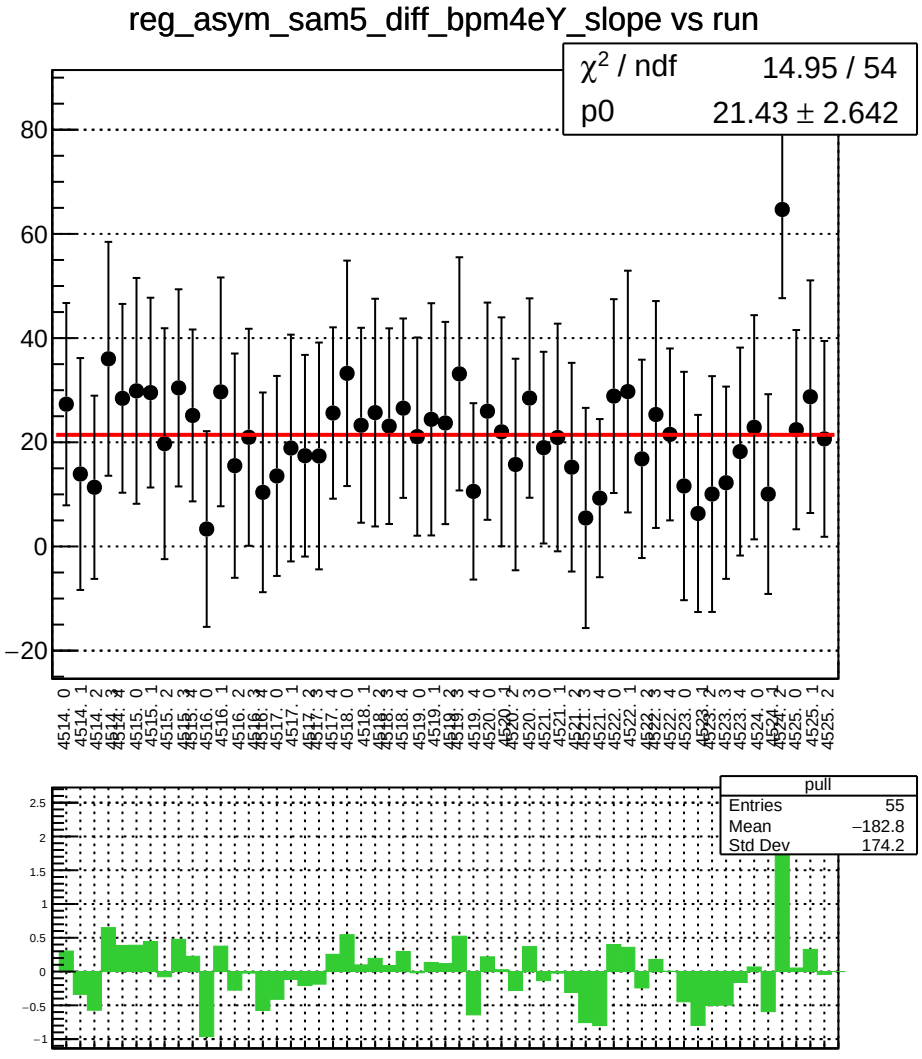
reg_asym_sam5_diff_bpm4eY_slope vs run
χ^2 / ndf 14.95 / 54
p0 21.43 ± 2.642
pull
Entries 55
Mean −182.8
Std Dev 174.2

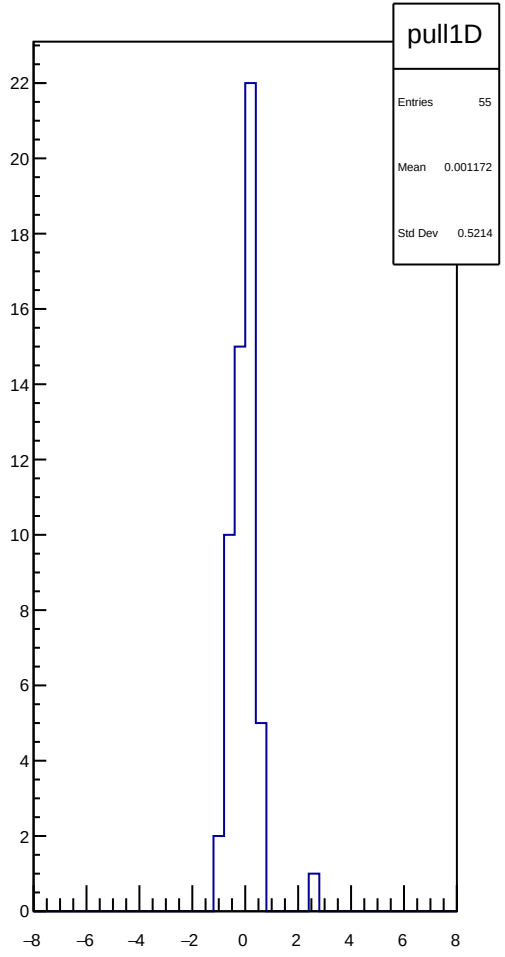
pull1D
Entries 55
Mean 0.001172
Std Dev 0.5214

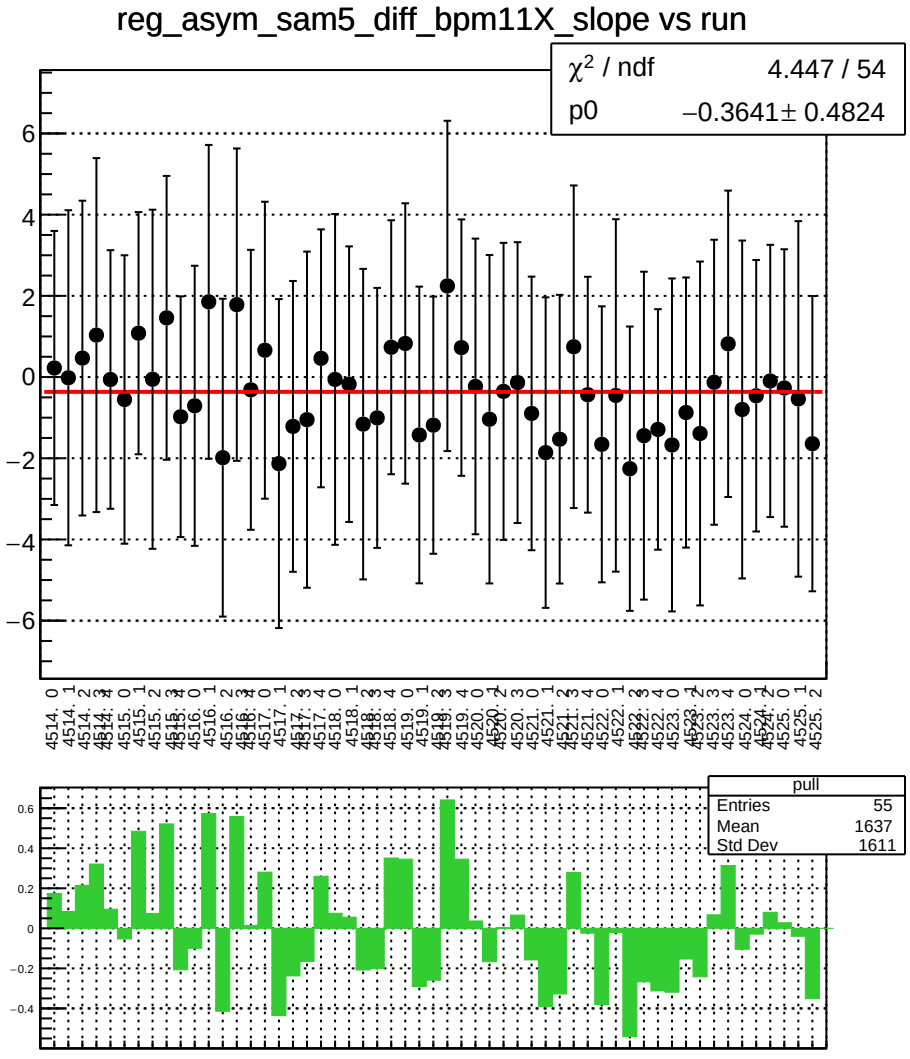
reg_asym_sam5_diff_bpm11X_slope vs run
χ2 / ndf 4.447 / 54
p0 −0.3641± 0.4824
pull
Entries 55
Mean 1637
Std Dev 1611

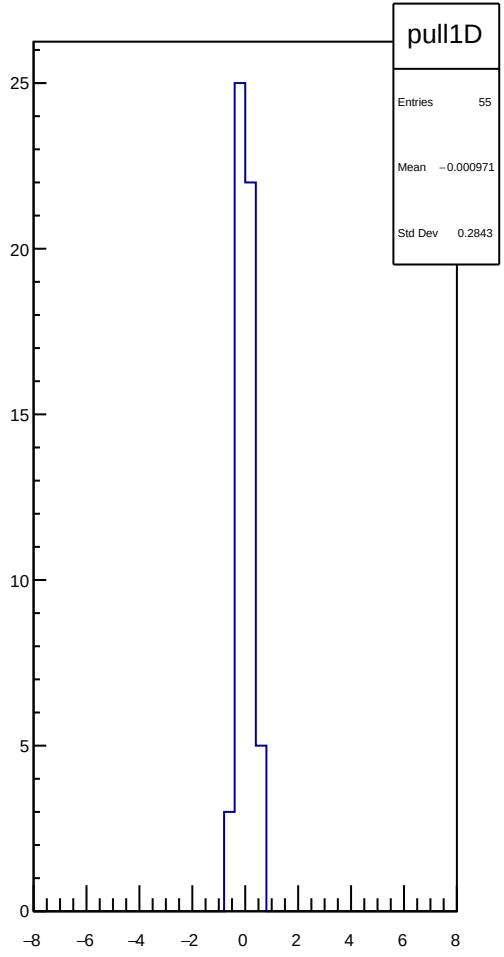
pull1D
Entries 55
Mean −0.000971
Std Dev 0.2843

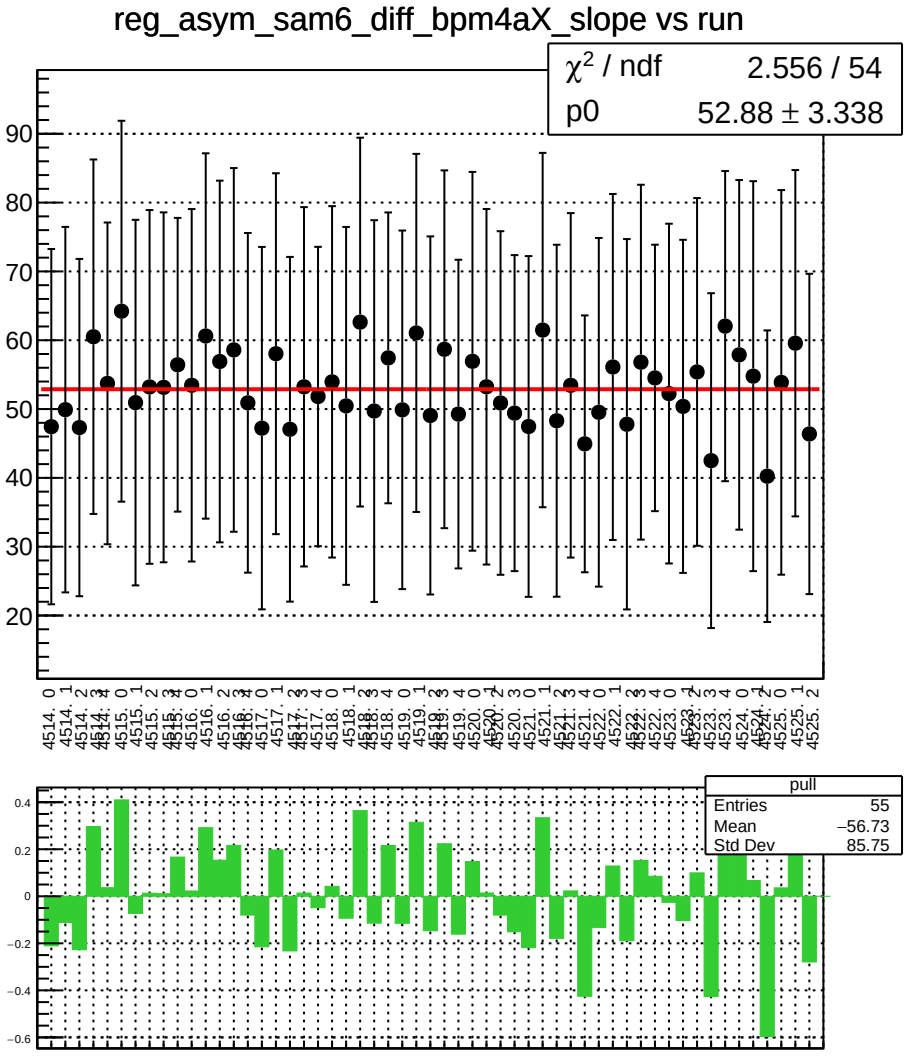
reg_asym_sam6_diff_bpm4aX_slope vs run
χ^2 / ndf 2.556 / 54
p0 52.88 ± 3.338
pull
Entries 55
Mean −56.73
Std Dev 85.75

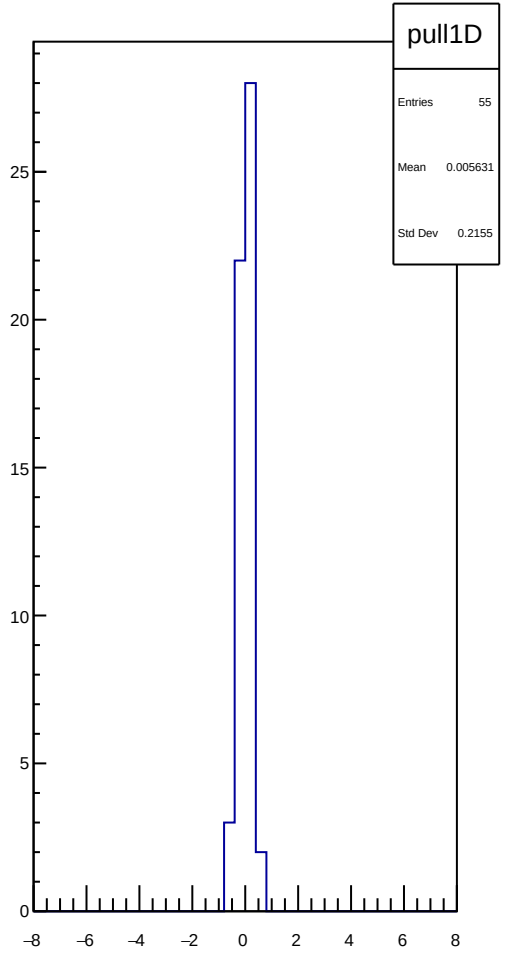
pull1D
Entries 55
Mean 0.005631
Std Dev 0.2155

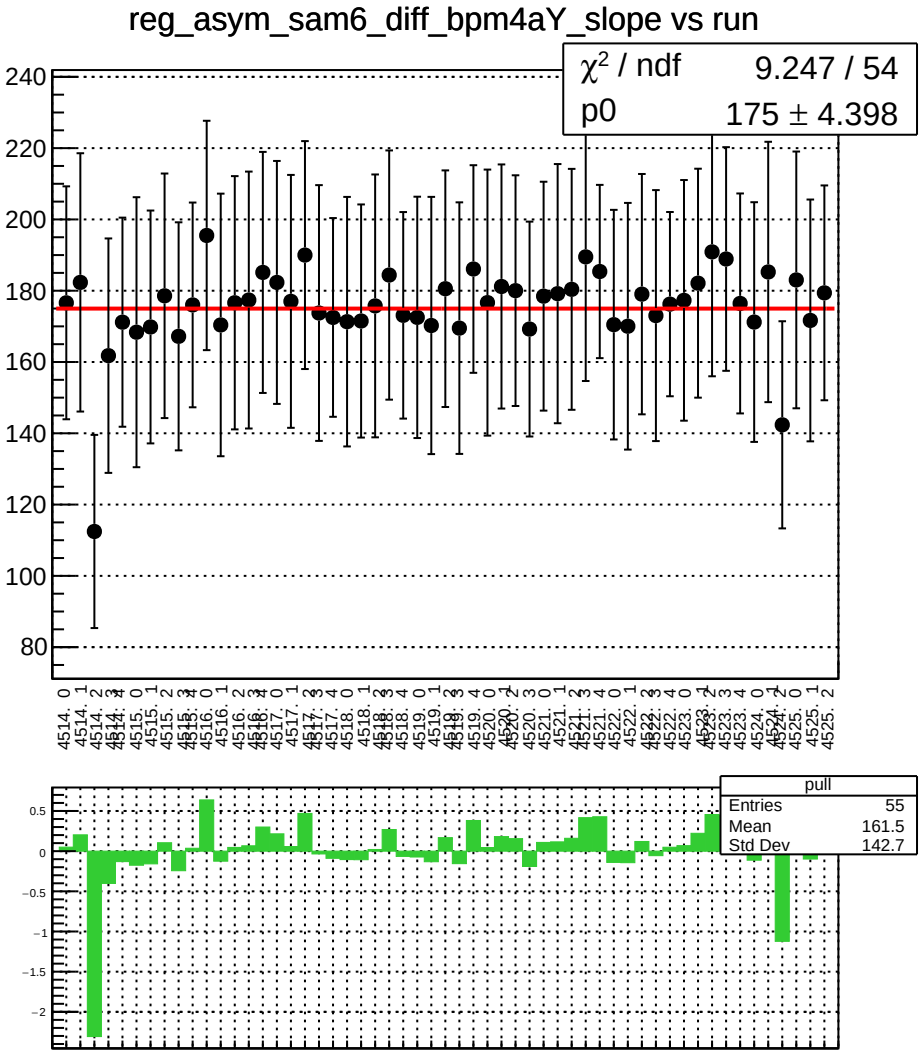
reg_asym_sam6_diff_bpm4aY_slope vs run
χ^2 / ndf 9.247 / 54
p0 175 ± 4.398
pull
Entries 55
Mean 161.5
Std Dev 142.7

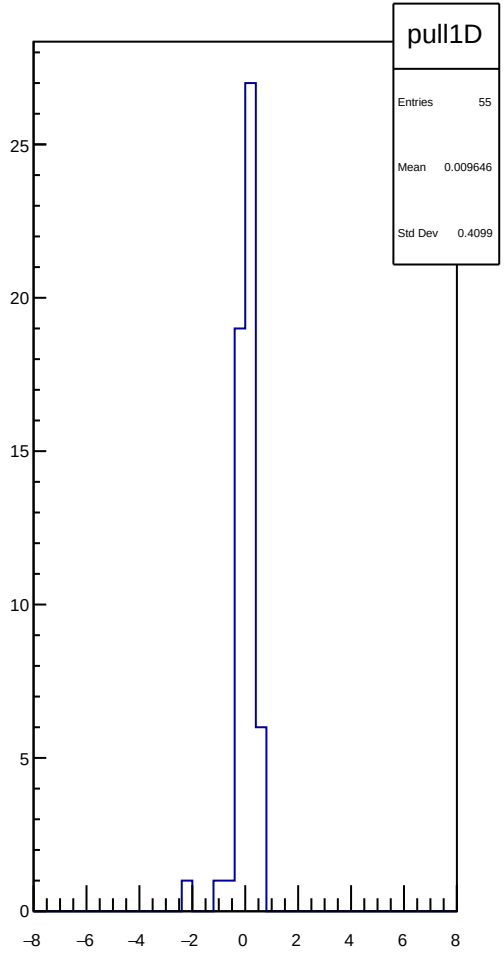
pull1D
Entries 55
Mean 0.009646
Std Dev 0.4099

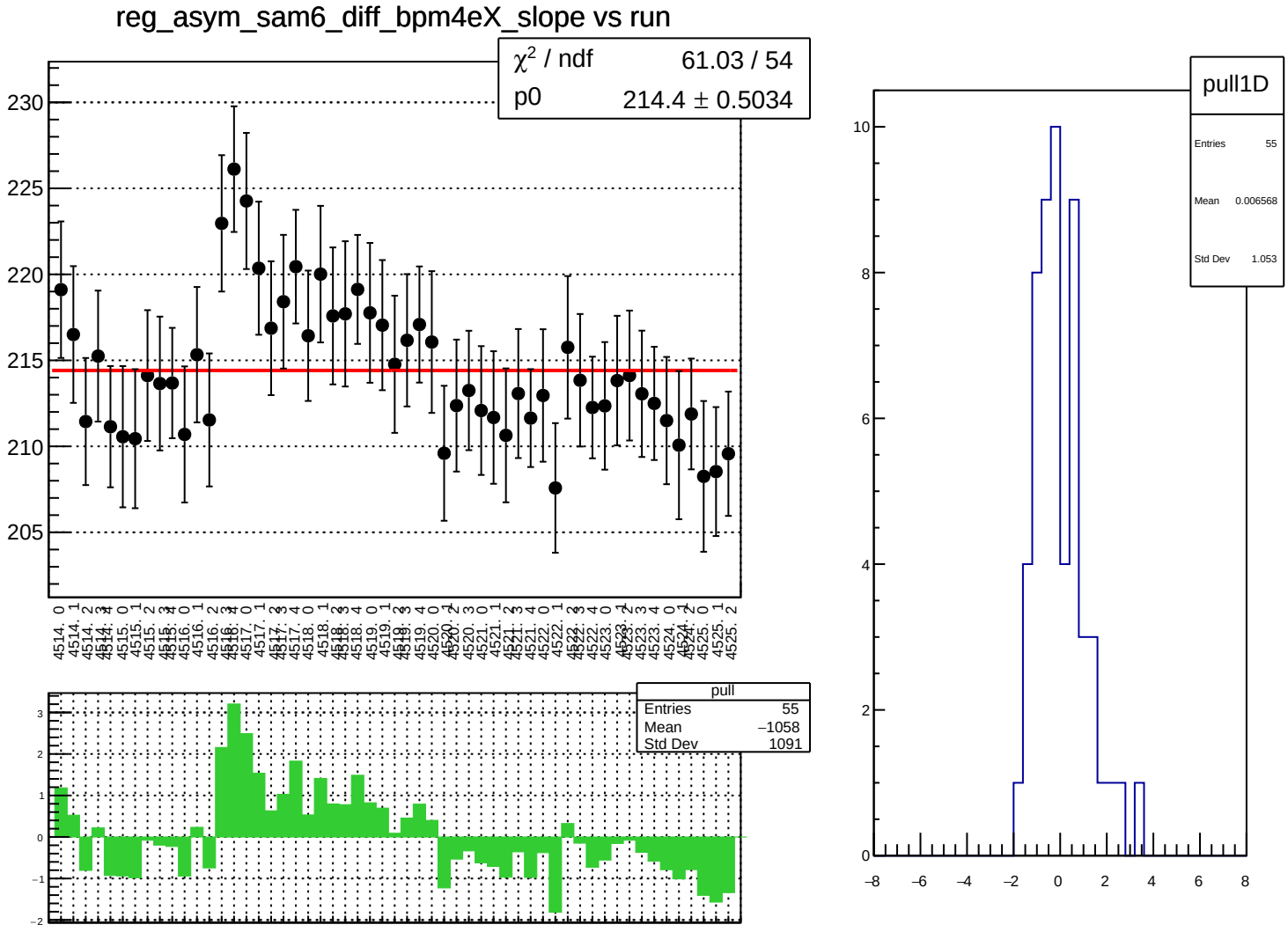
reg_asym_sam6_diff_bpm4eX_slope vs run
χ² / ndf 61.03 / 54
p0 214.4 ± 0.5034
pull
Entries 55
Mean −1058
Std Dev 1091
pull1D
Entries 55
Mean 0.006568
Std Dev 1.053

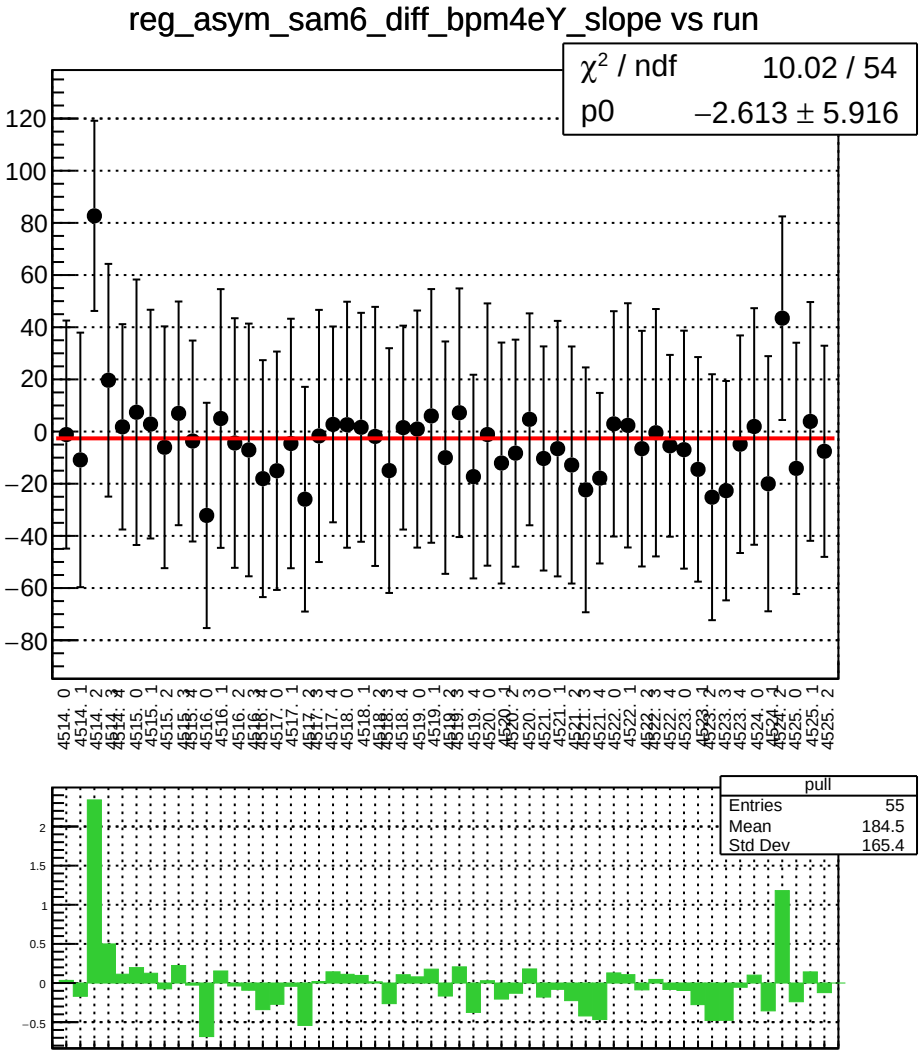
reg_asym_sam6_diff_bpm4eY_slope vs run
χ^2 / ndf 10.02 / 54
p0 −2.613 ± 5.916
pull
Entries 55
Mean 184.5
Std Dev 165.4

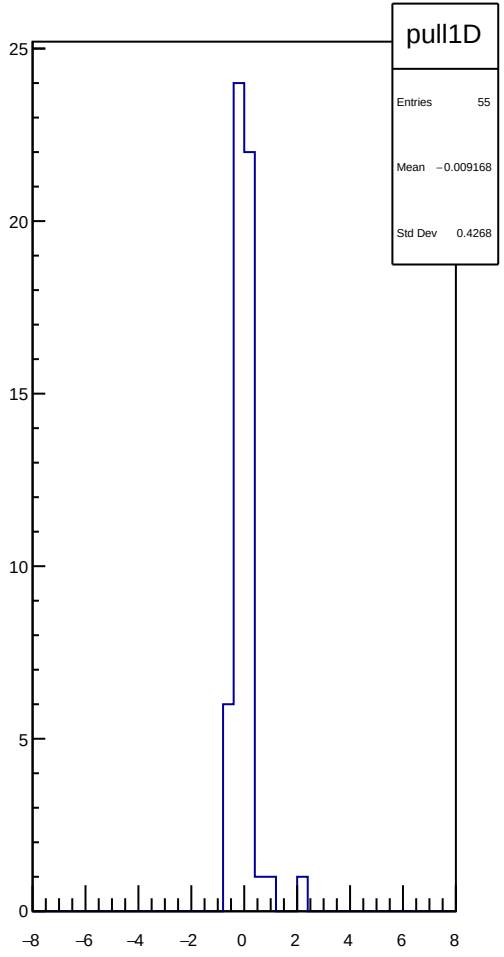
pull1D
Entries 55
Mean −0.009168
Std Dev 0.4268

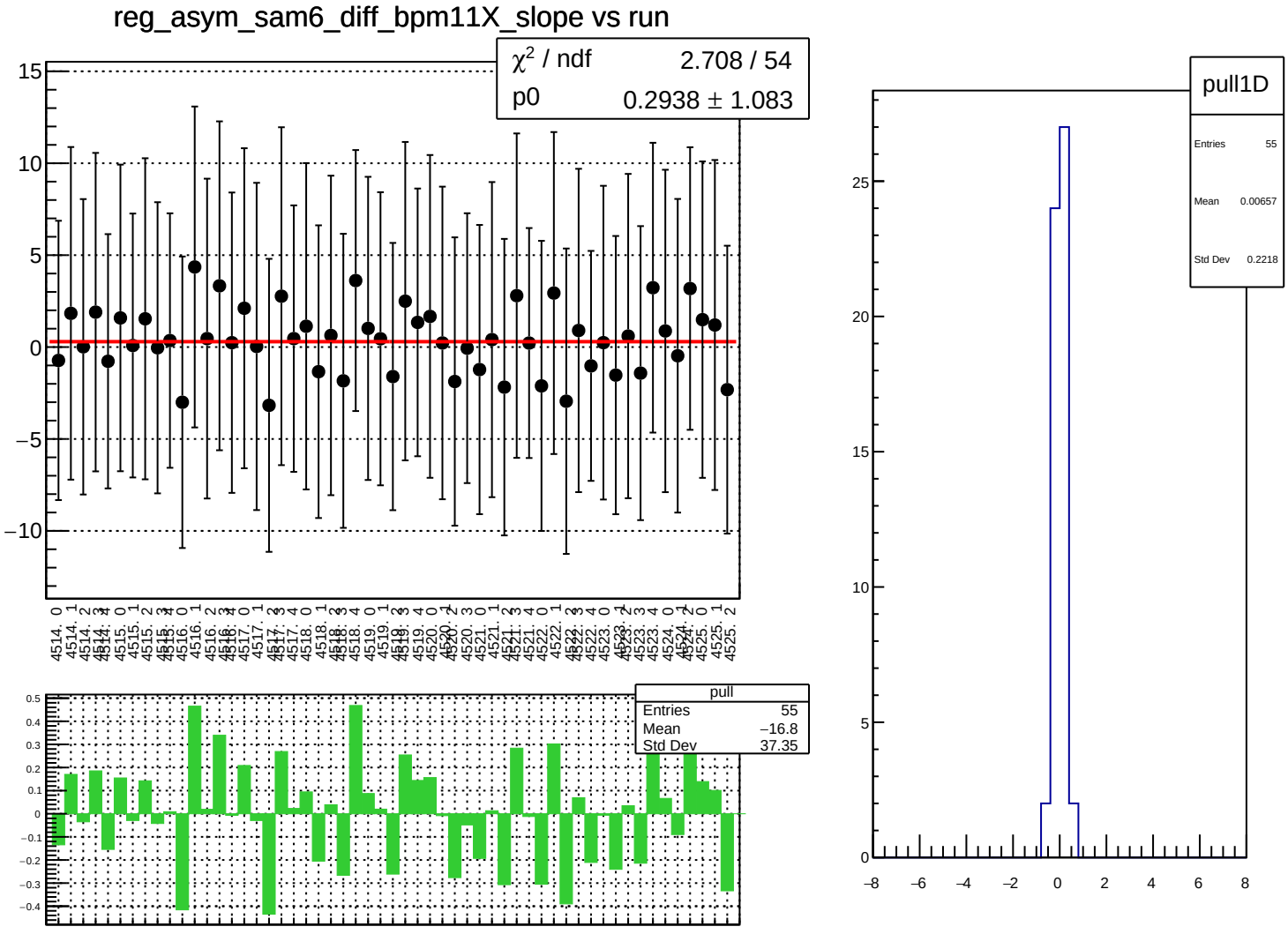
reg_asym_sam6_diff_bpm11X_slope vs run
χ² / ndf 2.708 / 54
p0 0.2938 ± 1.083
pull
Entries 55
Mean −16.8
Std Dev 37.35
pull1D
Entries 55
Mean 0.00657
Std Dev 0.2218

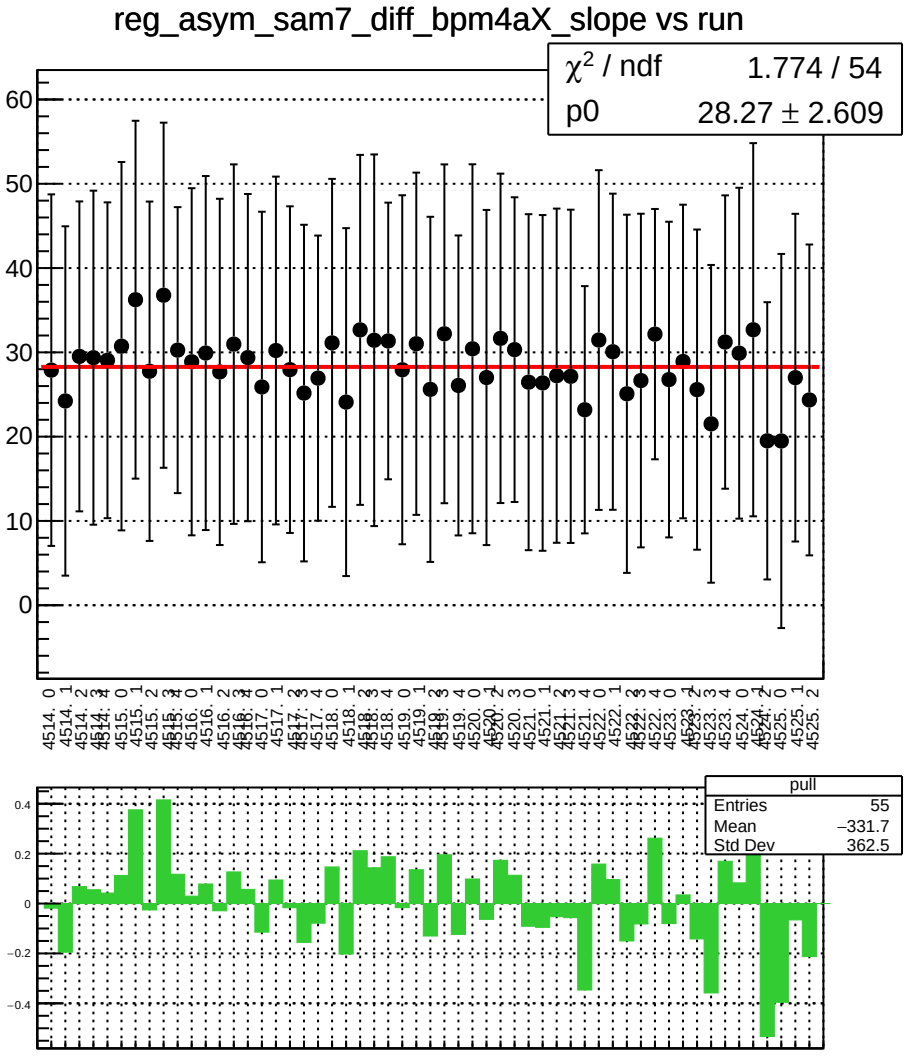
reg_asym_sam7_diff_bpm4aX_slope vs run
χ^2 / ndf 1.774 / 54
p0 28.27 ± 2.609
pull
Entries 55
Mean −331.7
Std Dev 362.5

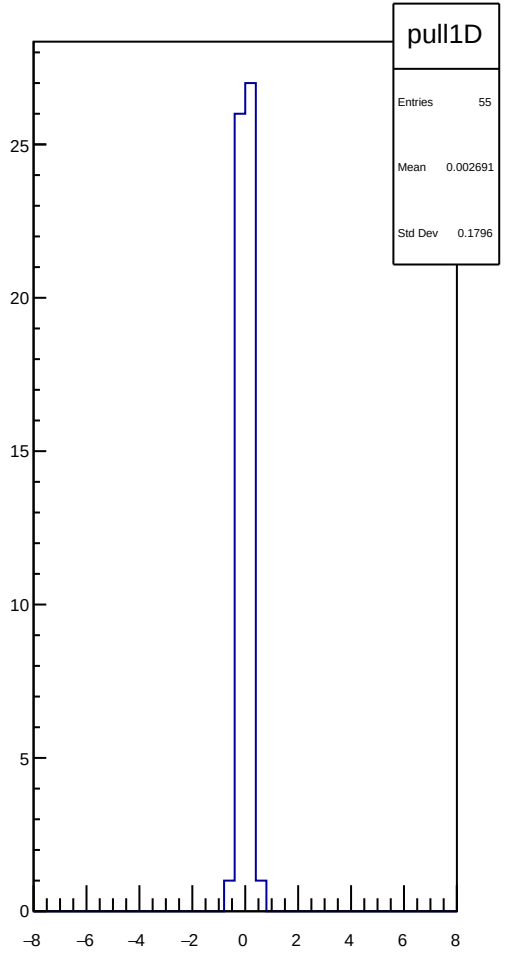
pull1D
Entries 55
Mean 0.002691
Std Dev 0.1796

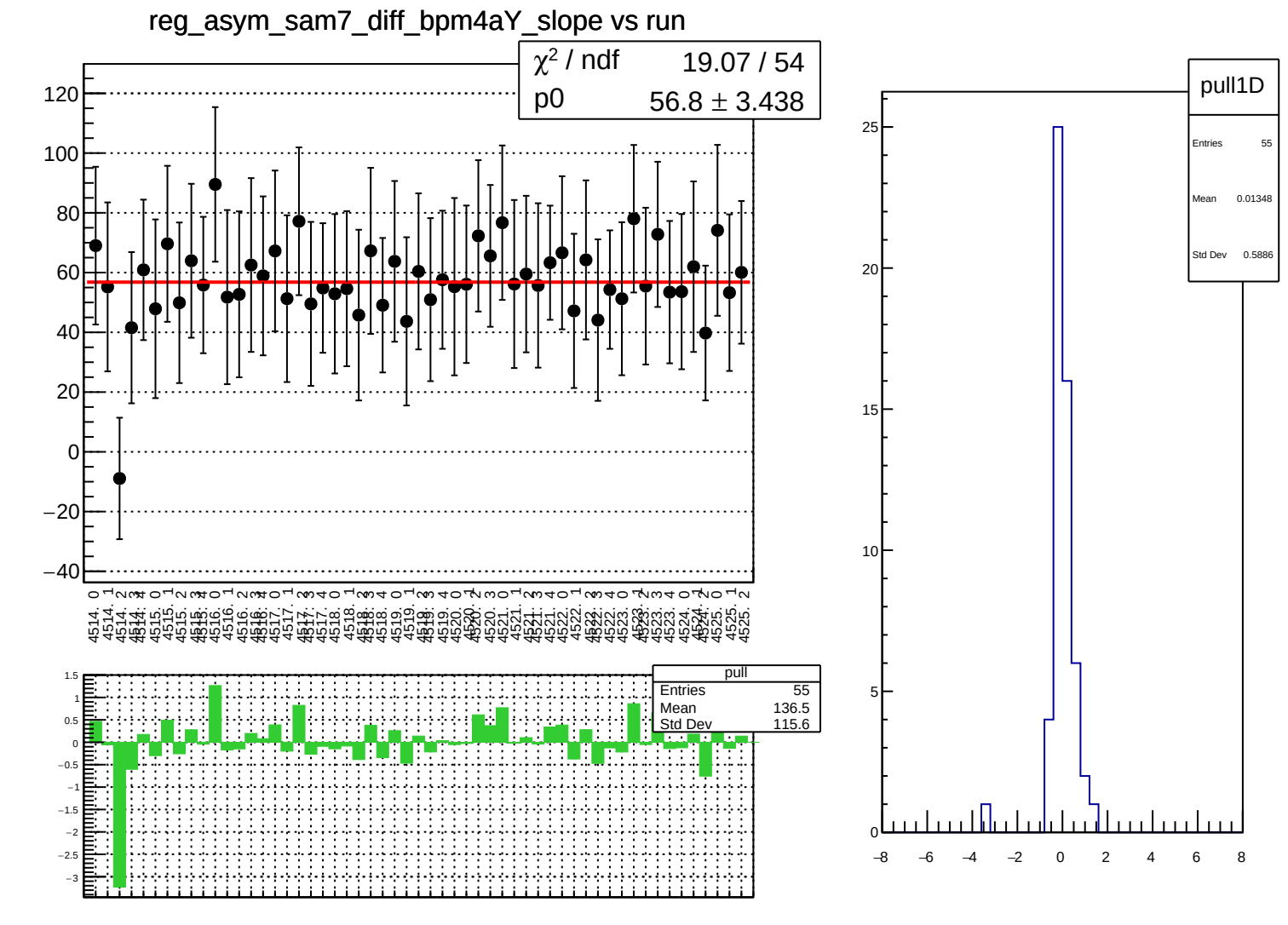
reg_asym_sam7_diff_bpm4aY_slope vs run
χ2 / ndf 19.07 / 54
p0 56.8 ± 3.438
pull
Entries 55
Mean 136.5
Std Dev 115.6
pull1D
Entries 55
Mean 0.01348
Std Dev 0.5886

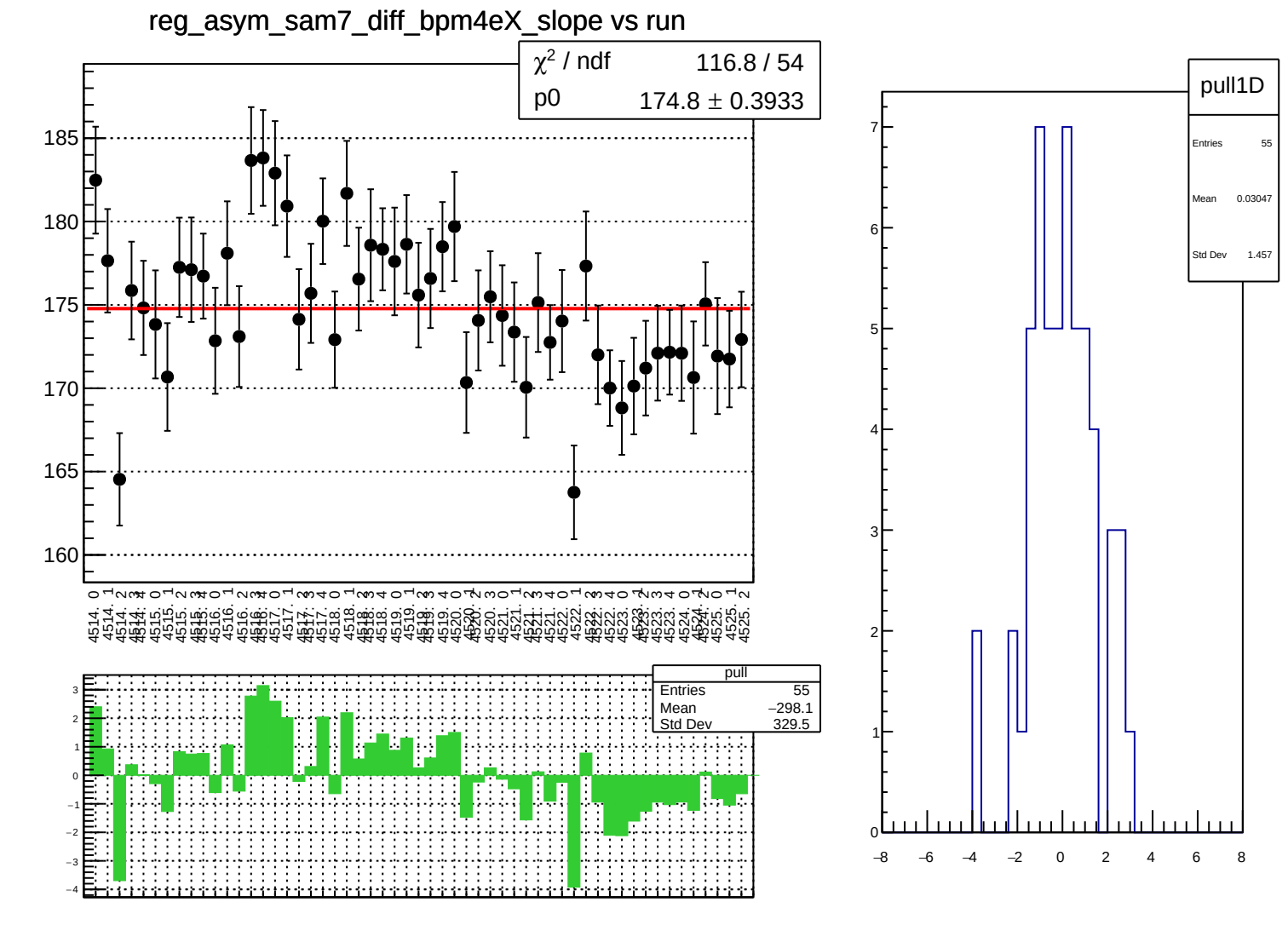
reg_asym_sam7_diff_bpm4eX_slope vs run
χ² / ndf 116.8 / 54
p0 174.8 ± 0.3933
pull
Entries 55
Mean −298.1
Std Dev 329.5
pull1D
Entries 55
Mean 0.03047
Std Dev 1.457

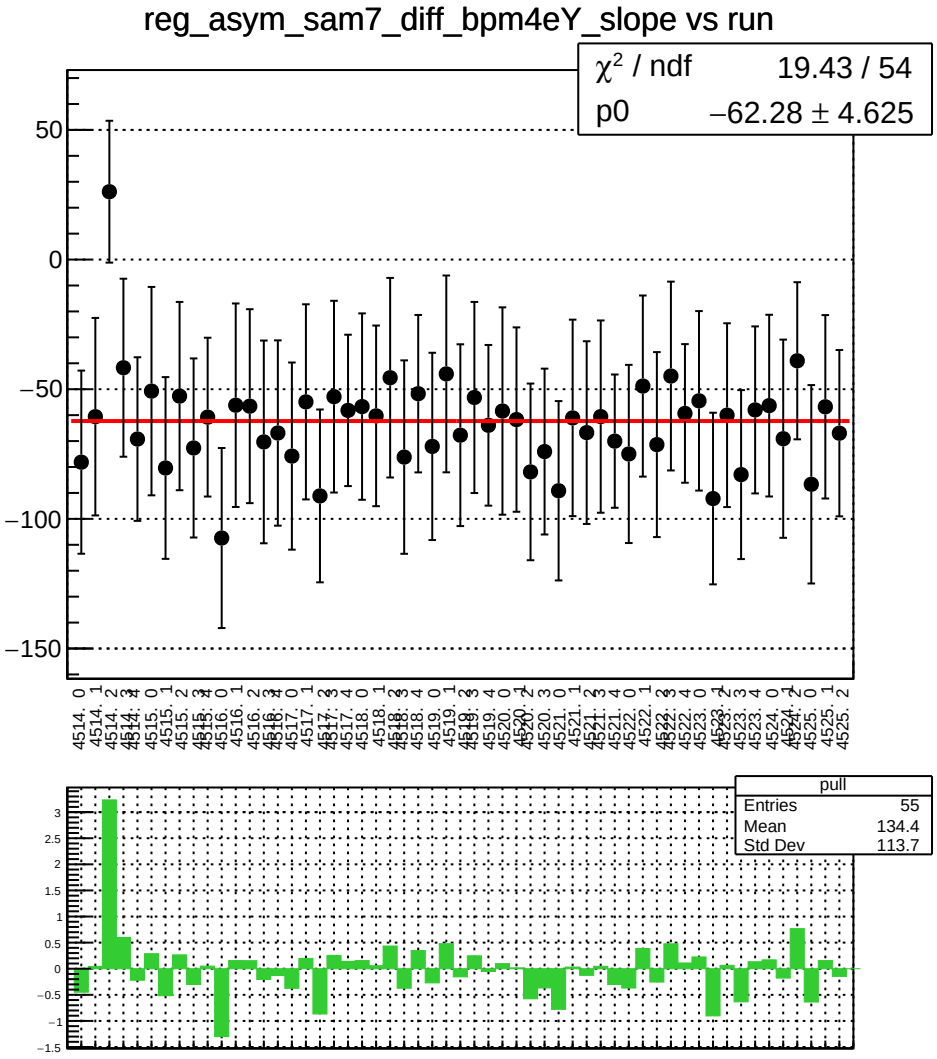
reg_asym_sam7_diff_bpm4eY_slope vs run
χ² / ndf 19.43 / 54
p0 −62.28 ± 4.625
pull
Entries 55
Mean 134.4
Std Dev 113.7

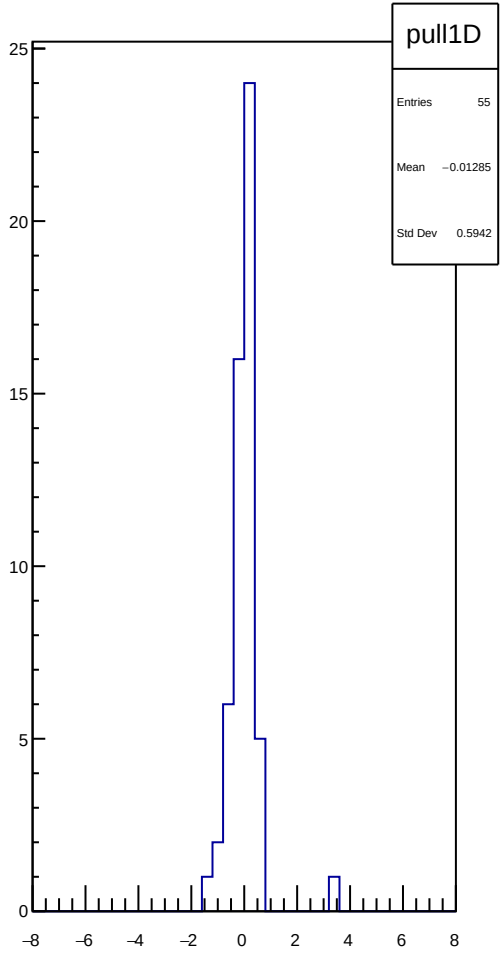
pull1D
Entries 55
Mean −0.01285
Std Dev 0.5942

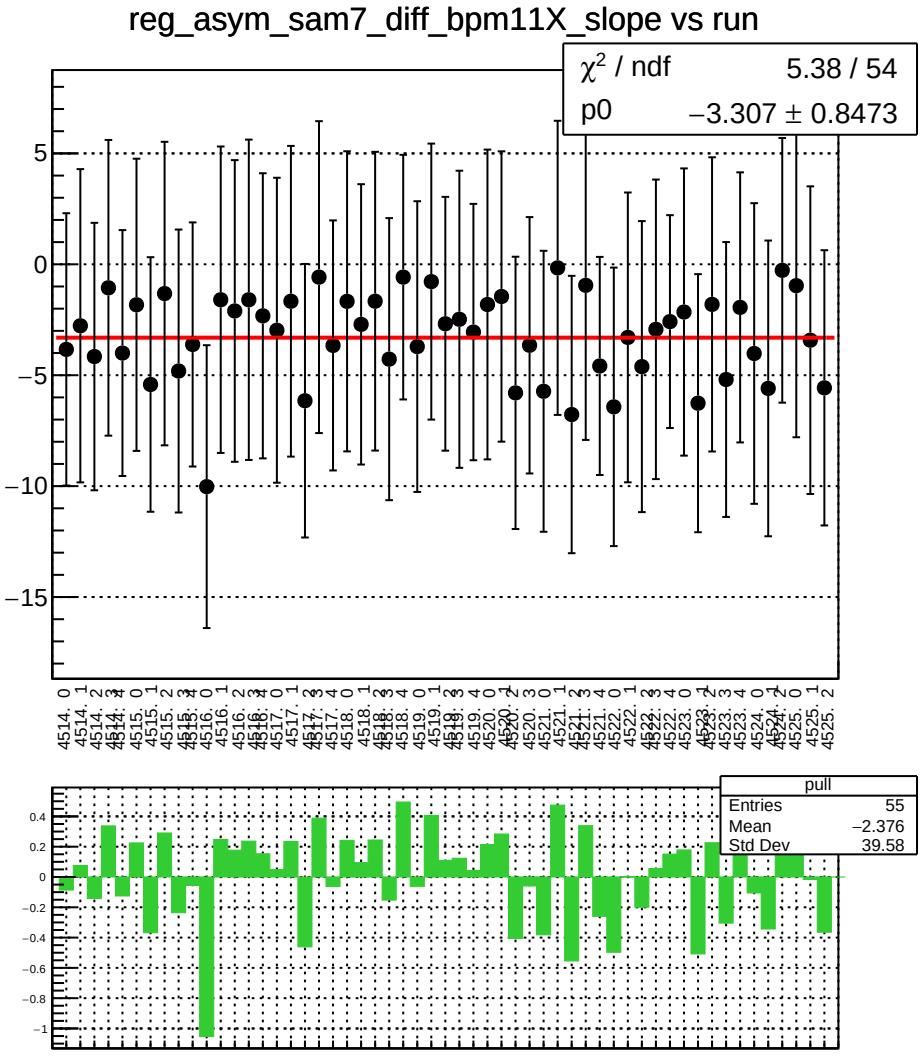
reg_asym_sam7_diff_bpm11X_slope vs run
χ^2 / ndf 5.38 / 54
p0 −3.307 ± 0.8473
pull
Entries 55
Mean −2.376
Std Dev 39.58

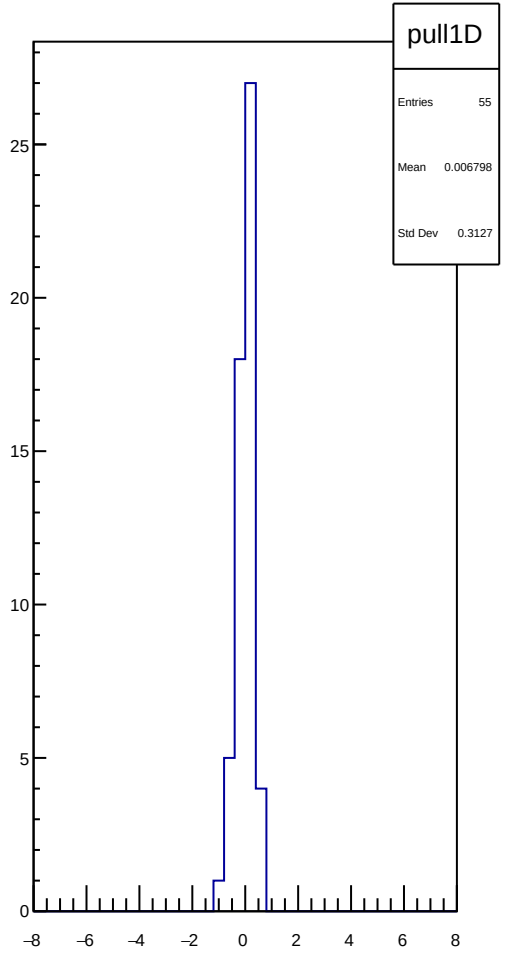
pull1D
Entries 55
Mean 0.006798
Std Dev 0.3127

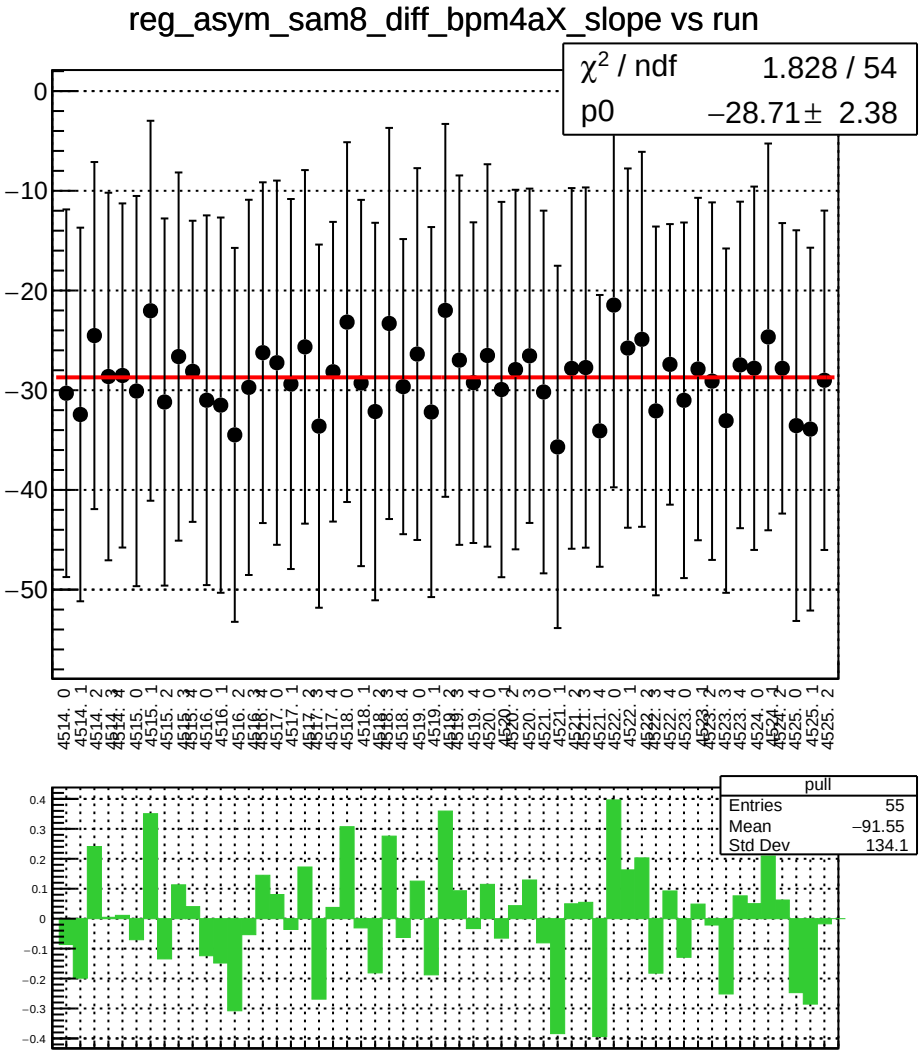
reg_asym_sam8_diff_bpm4aX_slope vs run
χ^2 / ndf 1.828 / 54
p0 −28.71 ± 2.38
pull
Entries 55
Mean −91.55
Std Dev 134.1

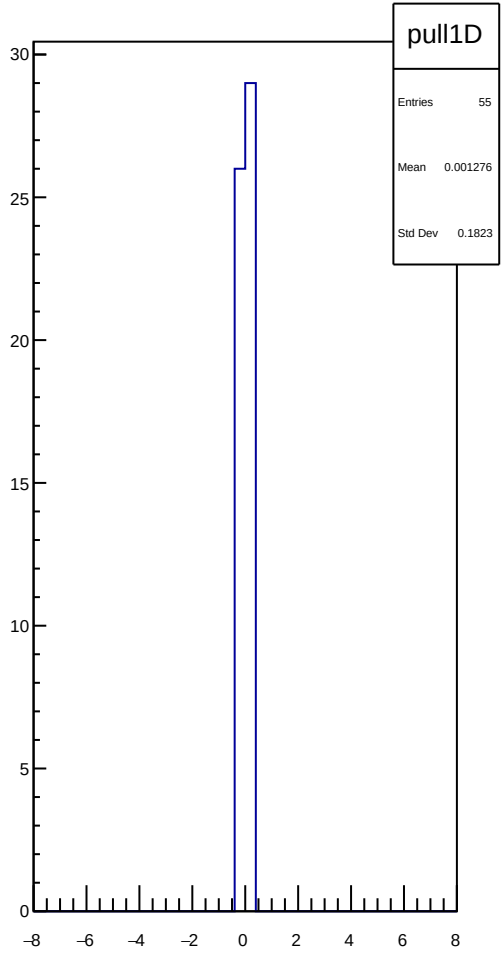
pull1D
Entries 55
Mean 0.001276
Std Dev 0.1823

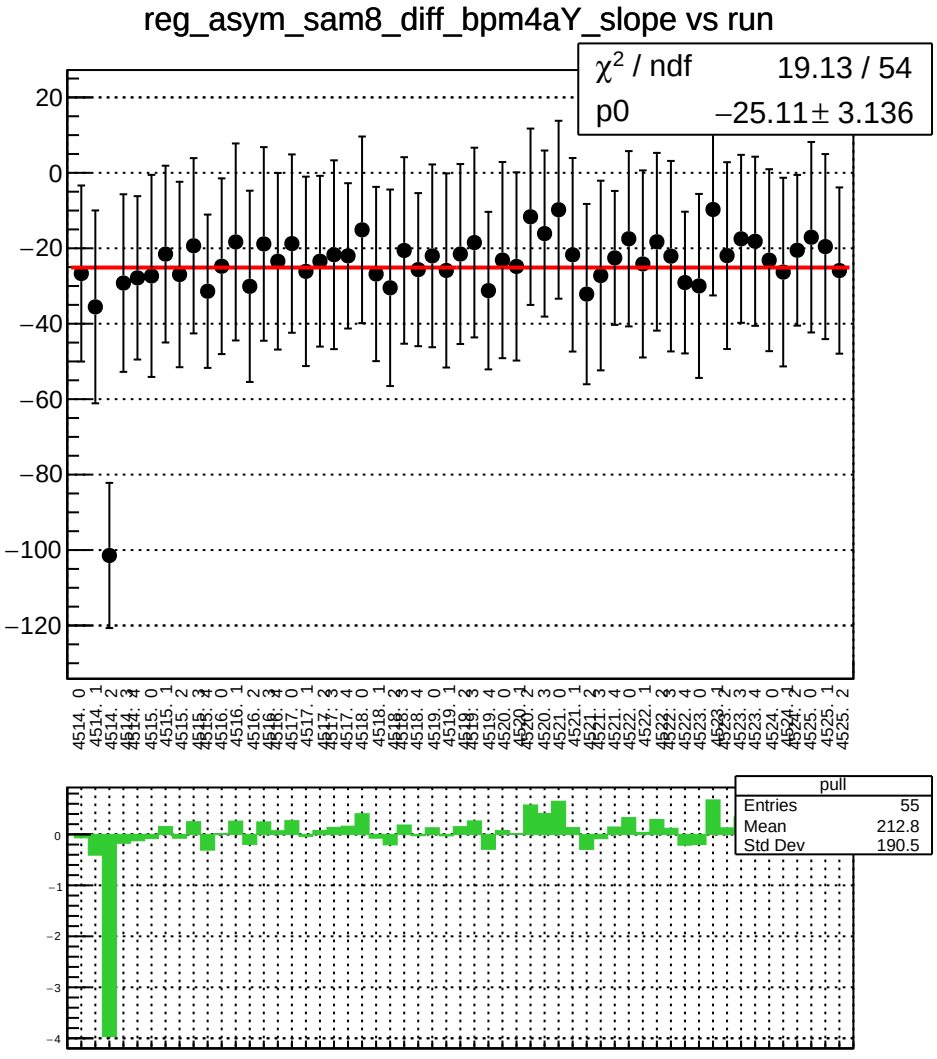
reg_asym_sam8_diff_bpm4aY_slope vs run
χ^2 / ndf 19.13 / 54
p0 −25.11 ± 3.136
pull
Entries 55
Mean 212.8
Std Dev 190.5

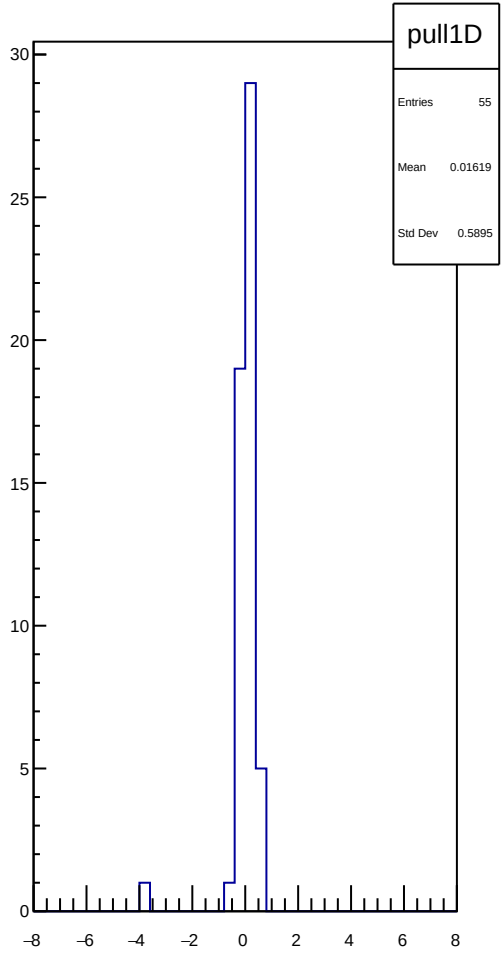
pull1D
Entries 55
Mean 0.01619
Std Dev 0.5895

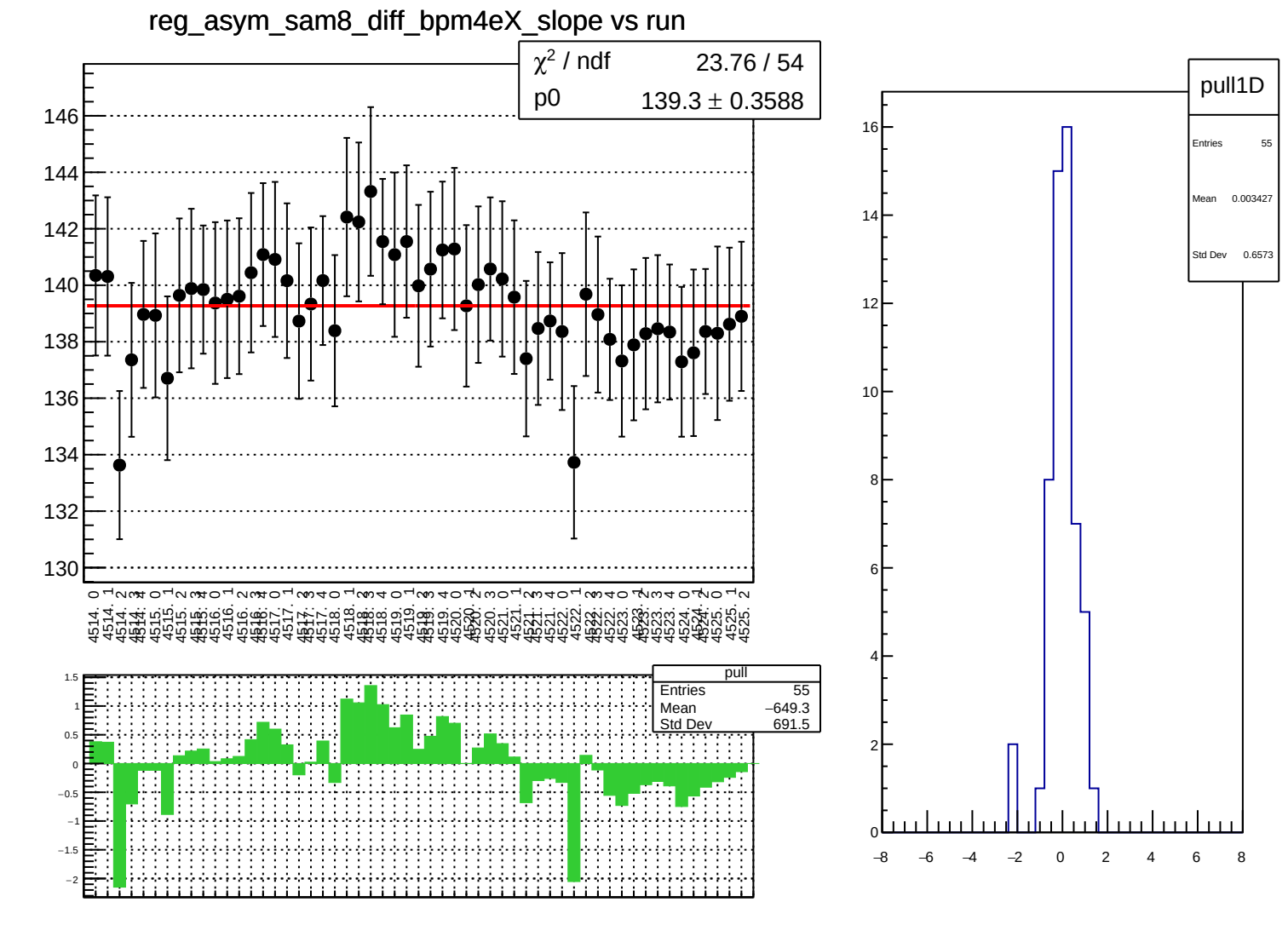
reg_asym_sam8_diff_bpm4eX_slope vs run
χ² / ndf 23.76 / 54
p0 139.3 ± 0.3588
pull
Entries 55
Mean −649.3
Std Dev 691.5
pull1D
Entries 55
Mean 0.003427
Std Dev 0.6573

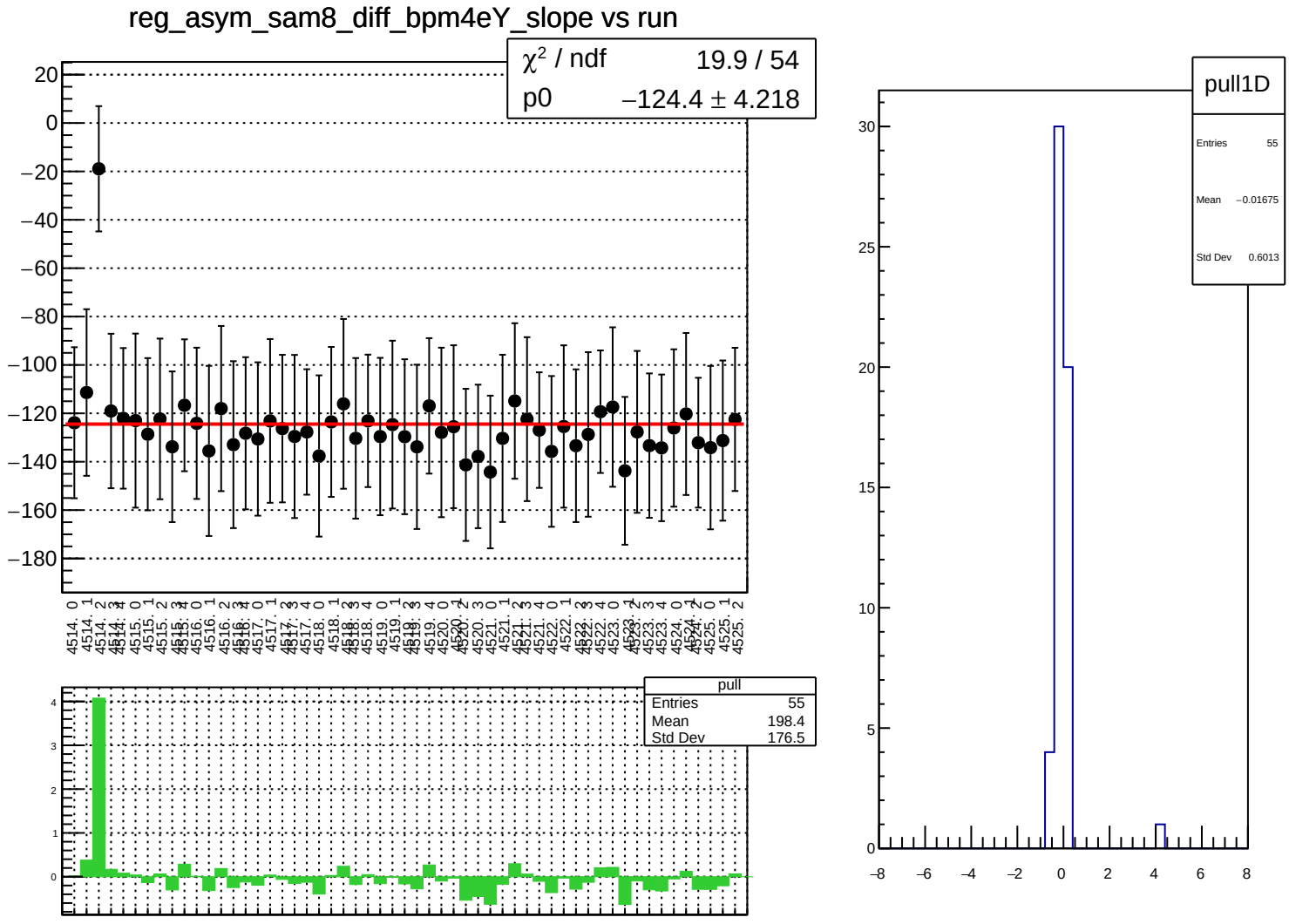
reg_asym_sam8_diff_bpm4eY_slope vs run
χ² / ndf 19.9 / 54
p0 −124.4 ± 4.218
pull
Entries 55
Mean 198.4
Std Dev 176.5
pull1D
Entries 55
Mean −0.01675
Std Dev 0.6013

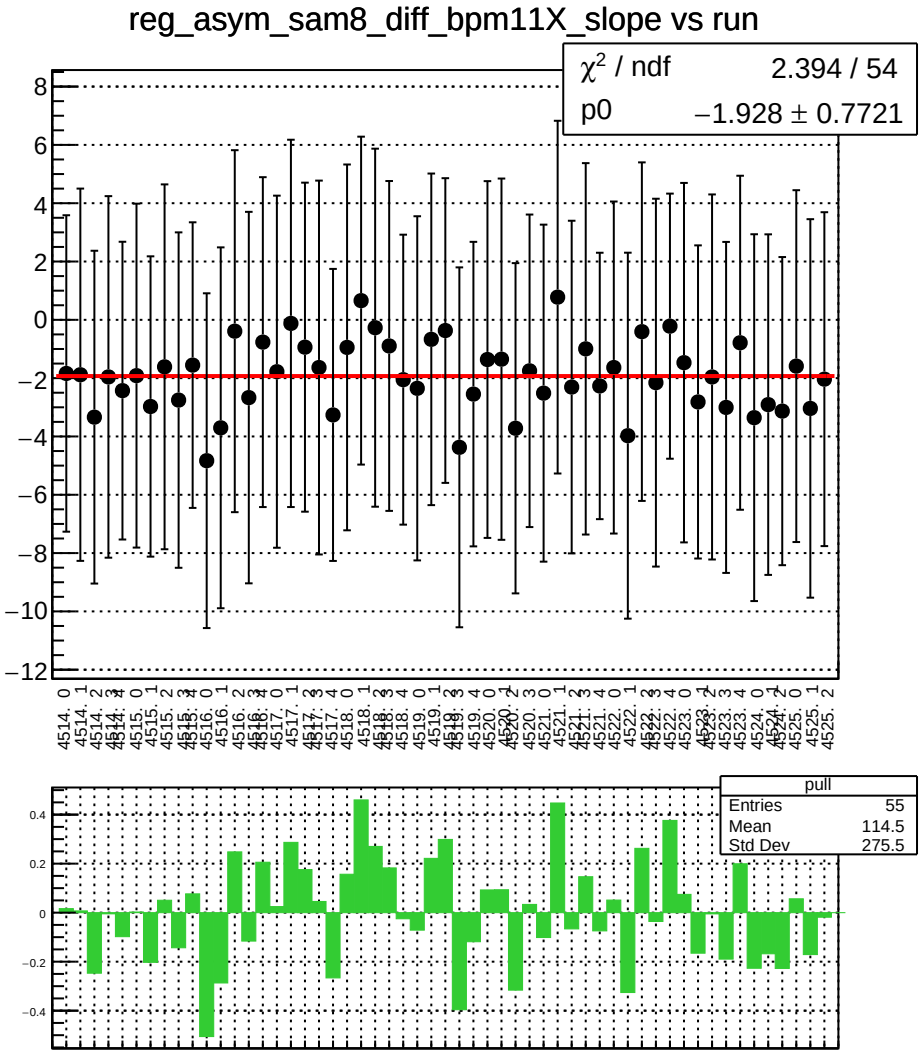
reg_asym_sam8_diff_bpm11X_slope vs run
χ^2 / ndf 2.394 / 54
p0 −1.928 ± 0.7721
pull
Entries 55
Mean 114.5
Std Dev 275.5

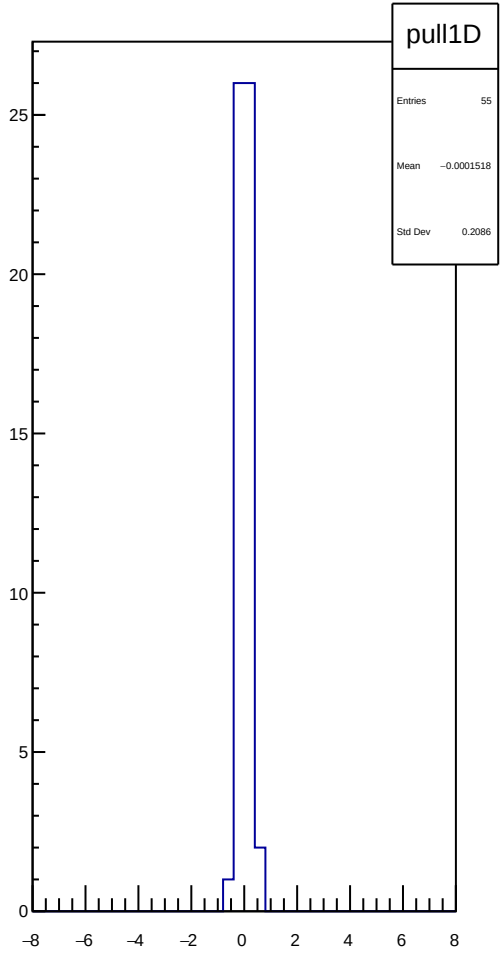
pull1D
Entries 55
Mean −0.0001518
Std Dev 0.2086

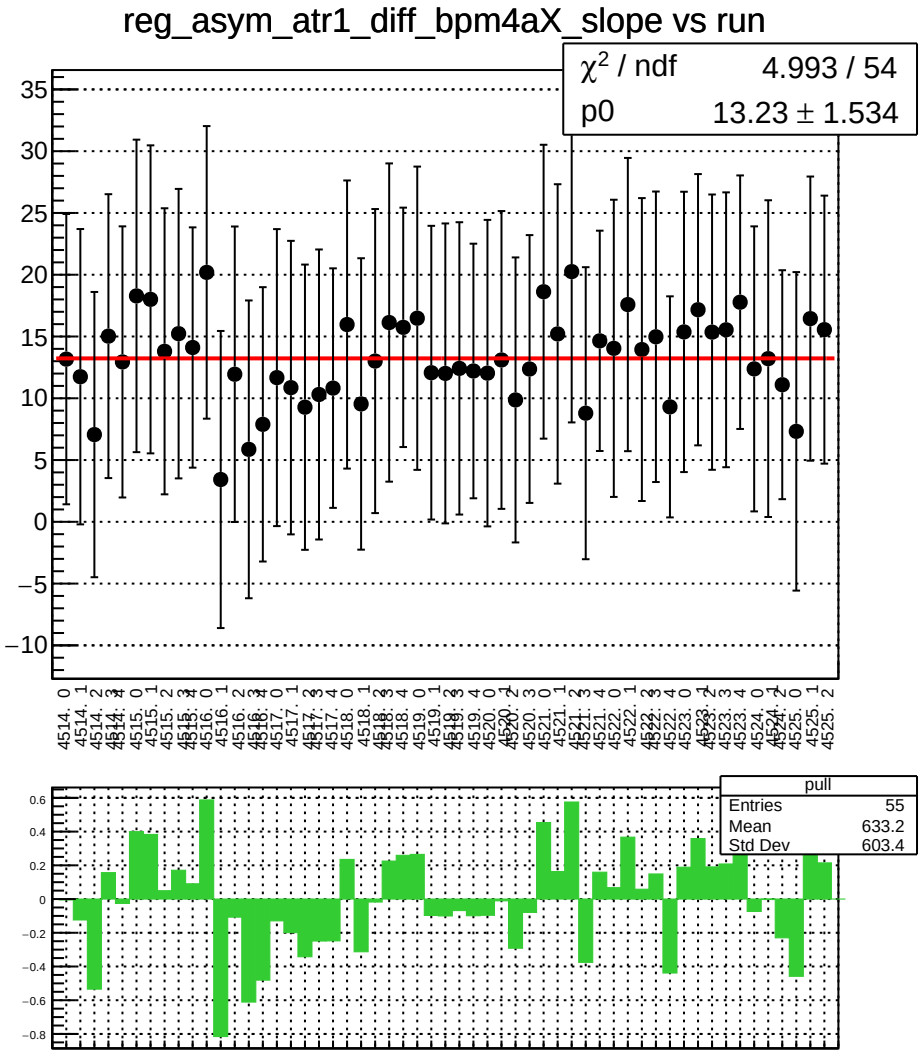
reg_asym_atr1_diff_bpm4aX_slope vs run
χ^2 / ndf 4.993 / 54
p0 13.23 ± 1.534
pull
Entries 55
Mean 633.2
Std Dev 603.4


pull1D
Entries 55
Mean 0.001436
Std Dev 0.3013

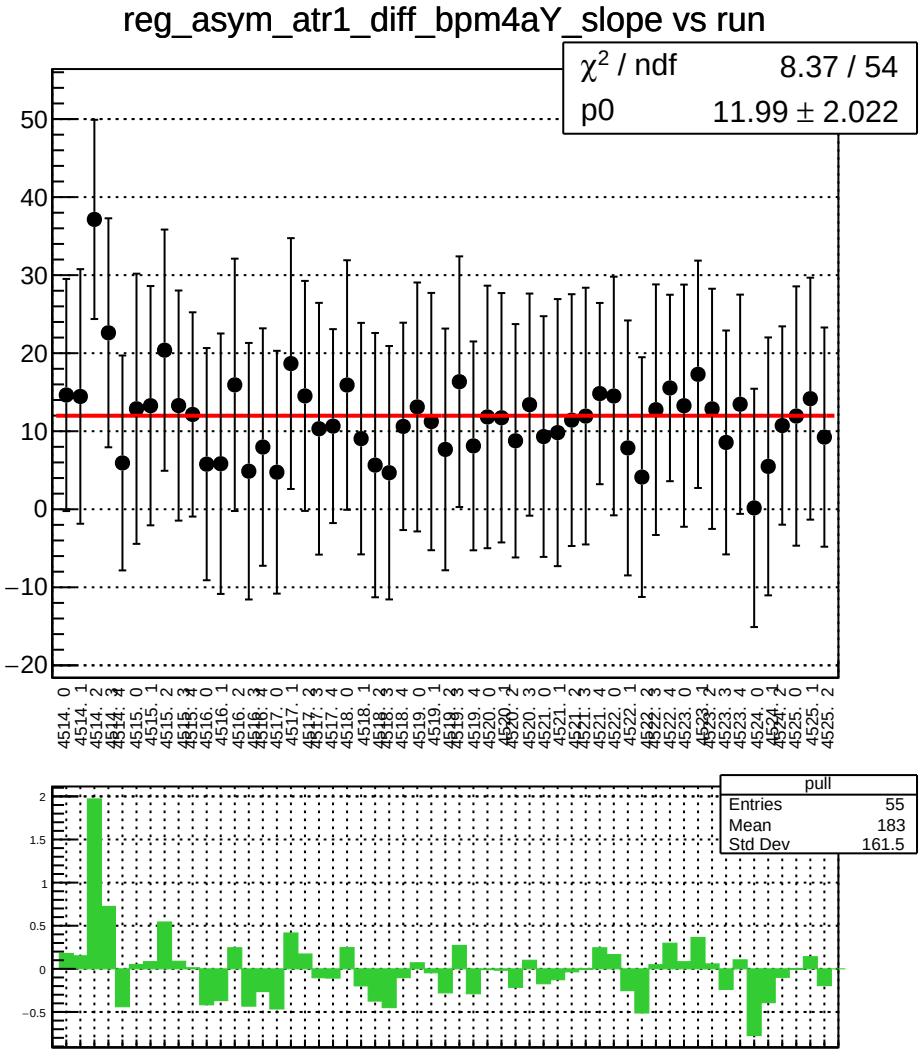
reg_asym_atr1_diff_bpm4aY_slope vs run
χ^2 / ndf 8.37 / 54
p0 11.99 ± 2.022
pull
Entries 55
Mean 183
Std Dev 161.5

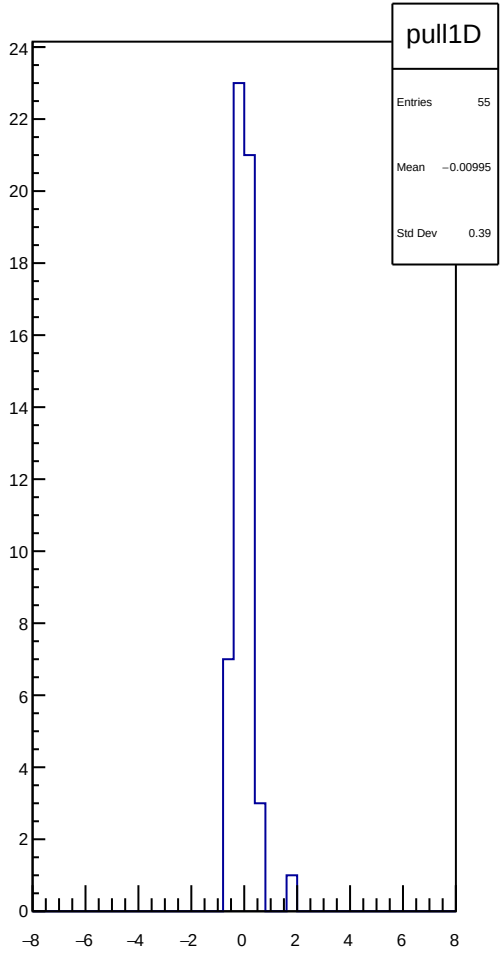
pull1D
Entries 55
Mean −0.00995
Std Dev 0.39

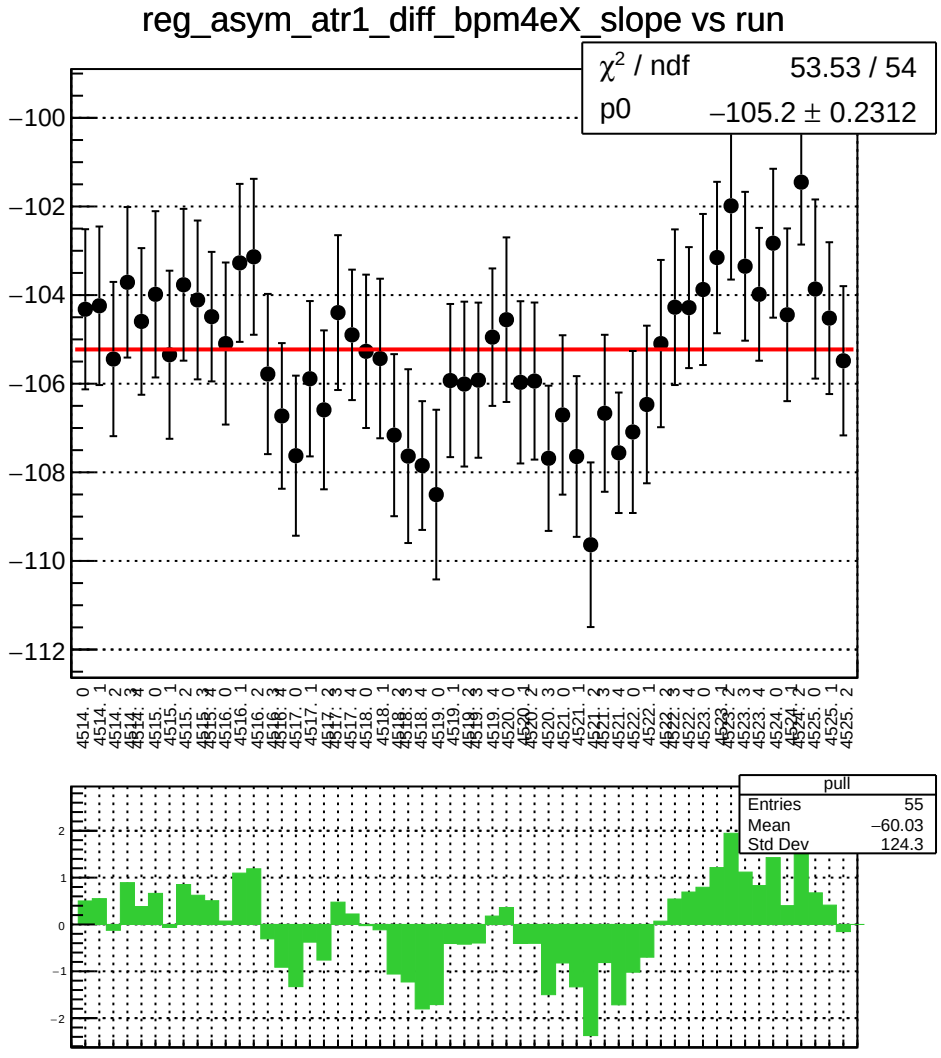
reg_asym_atr1_diff_bpm4eX_slope vs run
χ² / ndf 53.53 / 54
p0 −105.2 ± 0.2312
pull
Entries 55
Mean −60.03
Std Dev 124.3

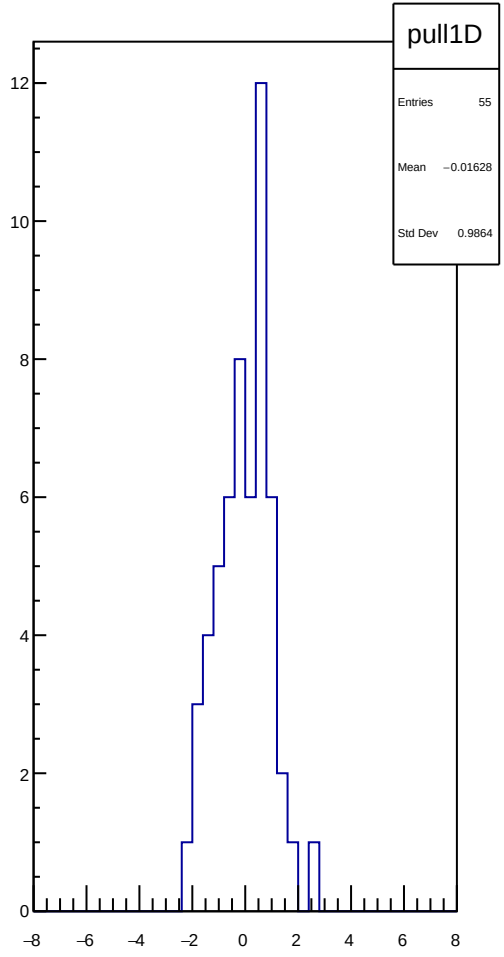
pull1D
Entries 55
Mean −0.01628
Std Dev 0.9864

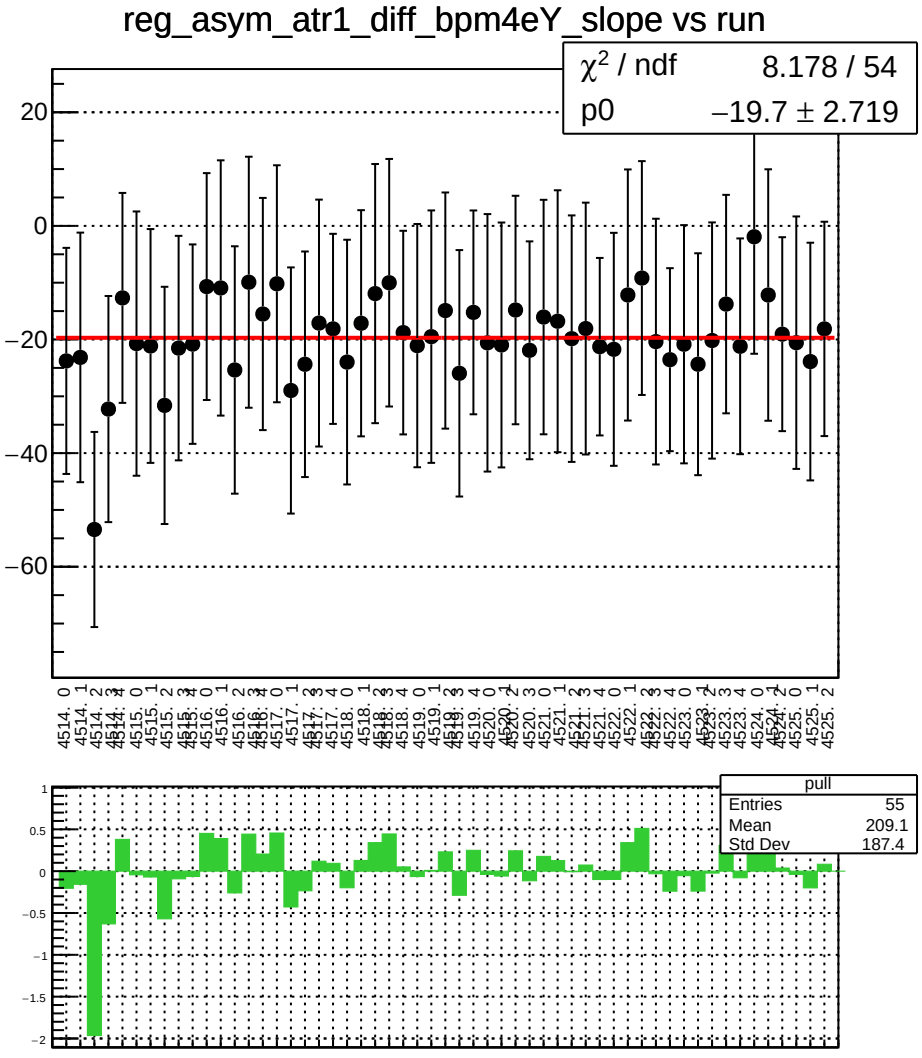
reg_asym_atr1_diff_bpm4eY_slope vs run
χ² / ndf 8.178 / 54
p0 −19.7 ± 2.719
pull
Entries 55
Mean 209.1
Std Dev 187.4

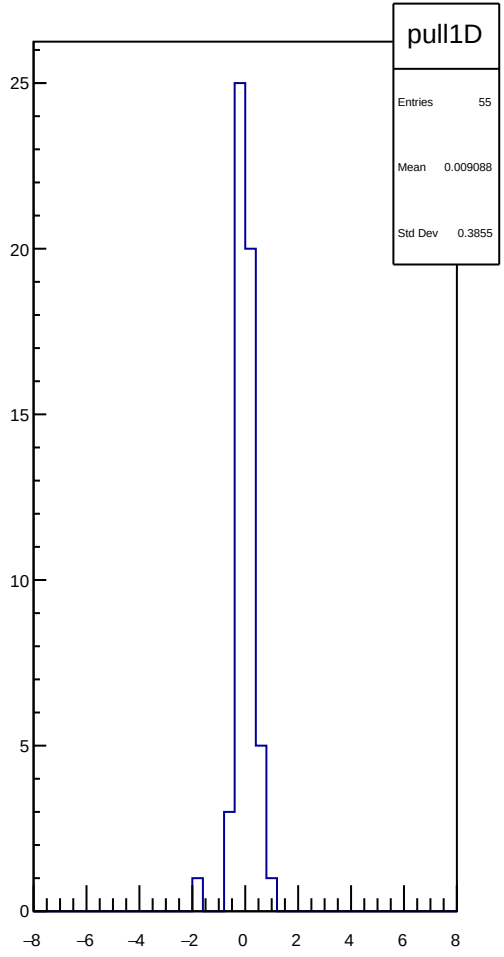
pull1D
Entries 55
Mean 0.009088
Std Dev 0.3855

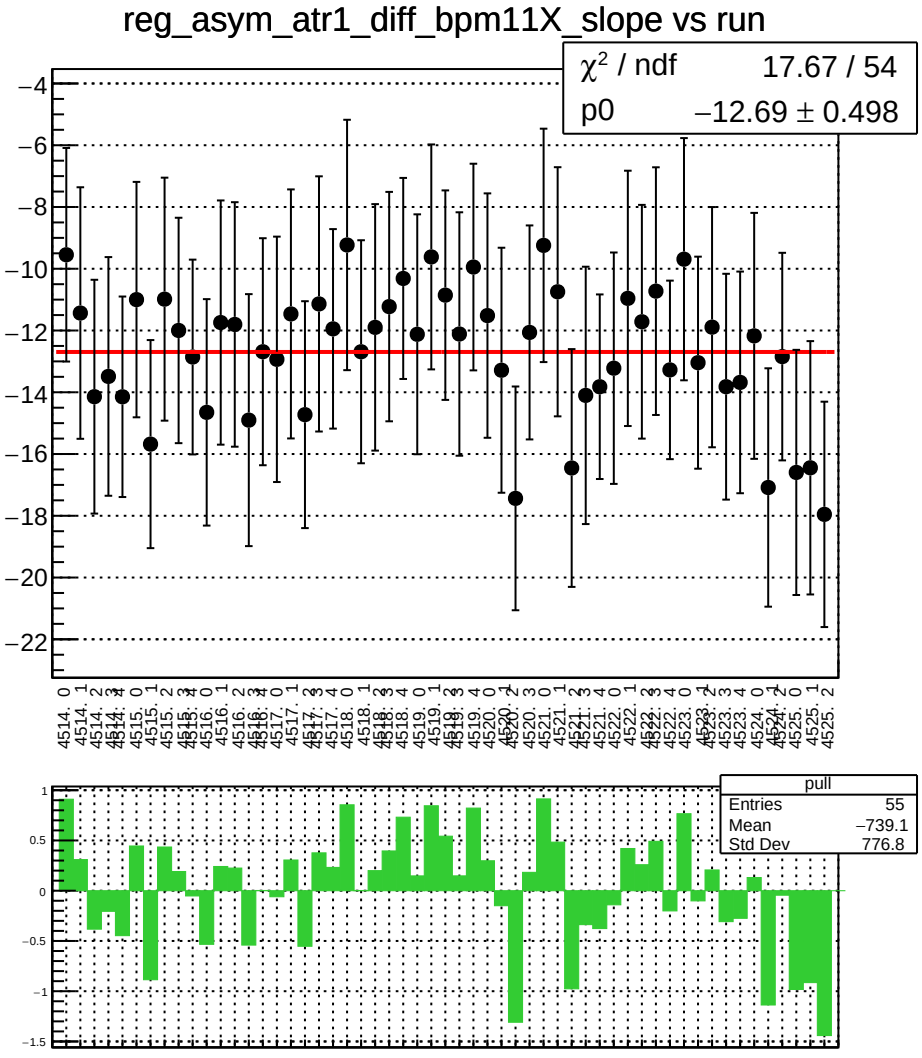
reg_asym_atr1_diff_bpm11X_slope vs run
χ² / ndf 17.67 / 54
p0 −12.69 ± 0.498
pull
Entries 55
Mean −739.1
Std Dev 776.8

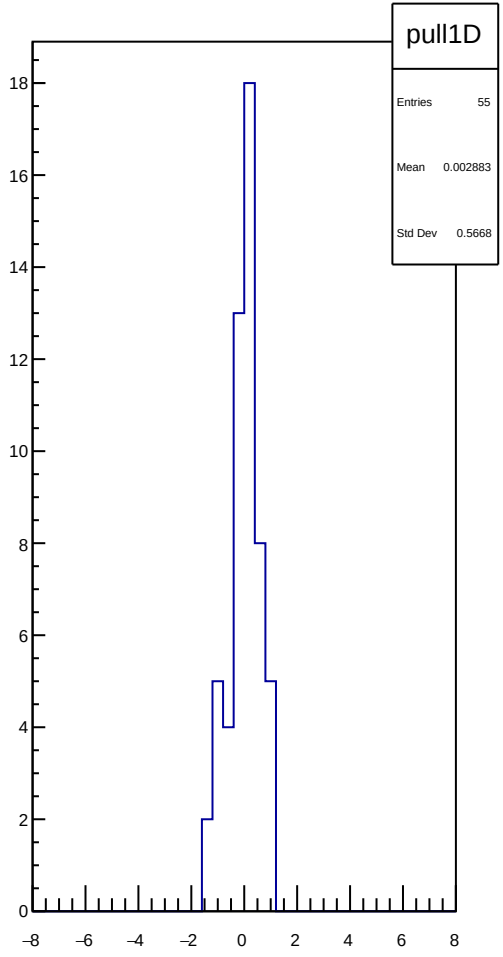
pull1D
Entries 55
Mean 0.002883
Std Dev 0.5668

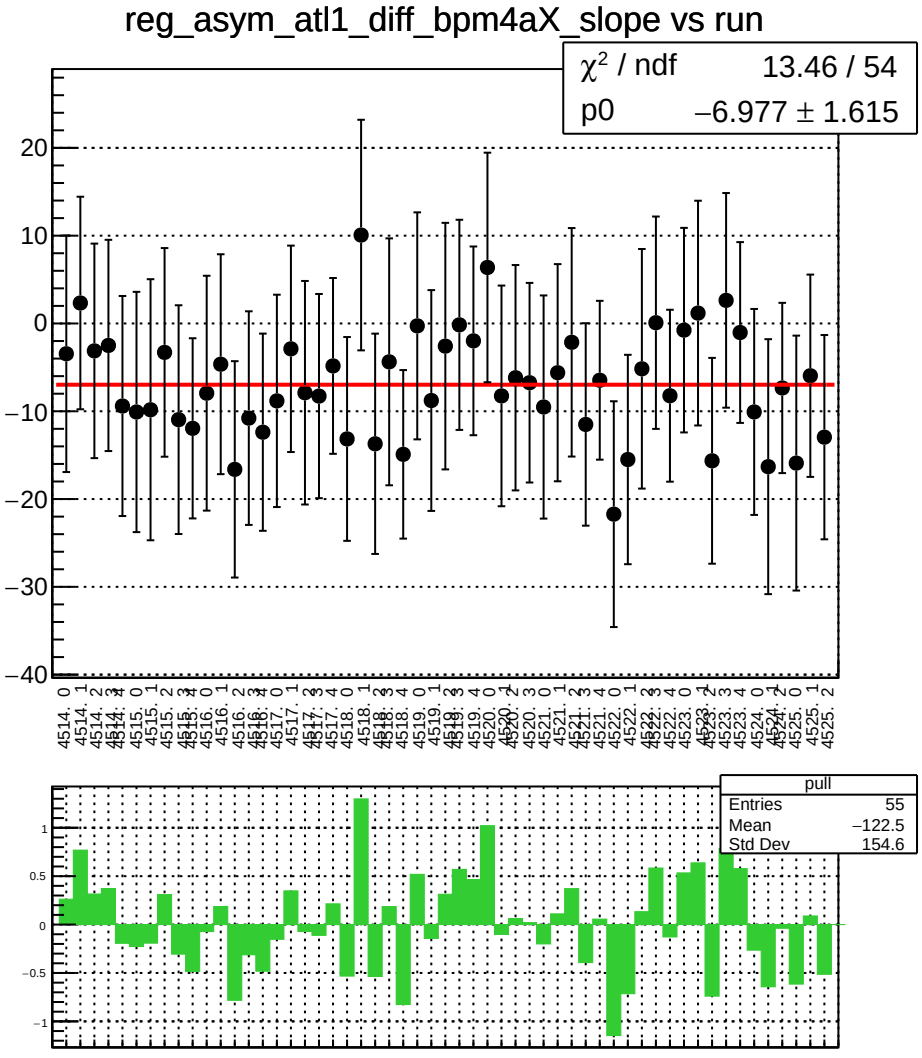
reg_asym_atl1_diff_bpm4aX_slope vs run
χ² / ndf 13.46 / 54
p0 −6.977 ± 1.615
pull
Entries 55
Mean −122.5
Std Dev 154.6

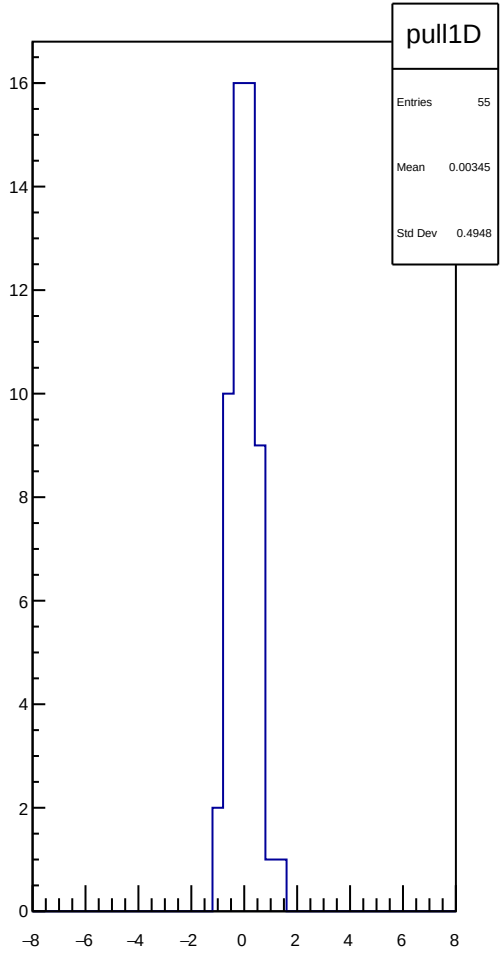
pull1D
Entries 55
Mean 0.00345
Std Dev 0.4948

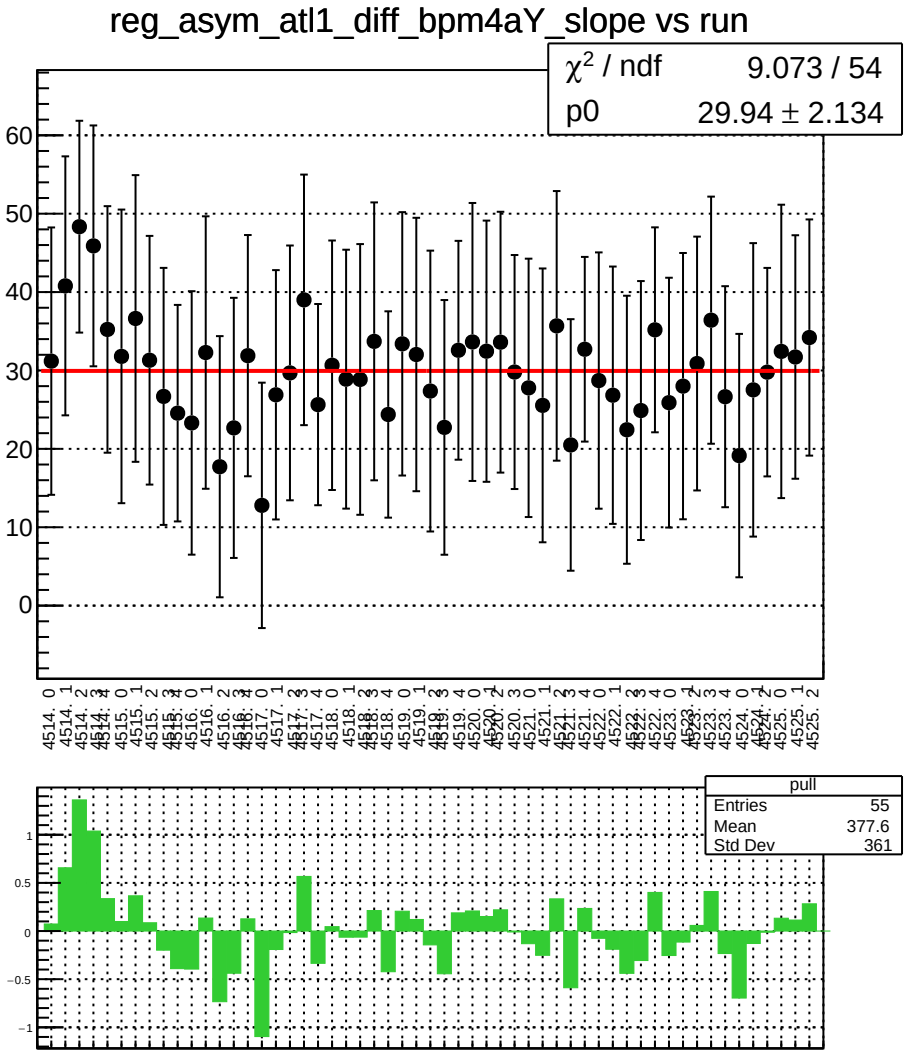
reg_asym_atl1_diff_bpm4aY_slope vs run
χ^2 / ndf 9.073 / 54
p0 29.94 ± 2.134
pull
Entries 55
Mean 377.6
Std Dev 361

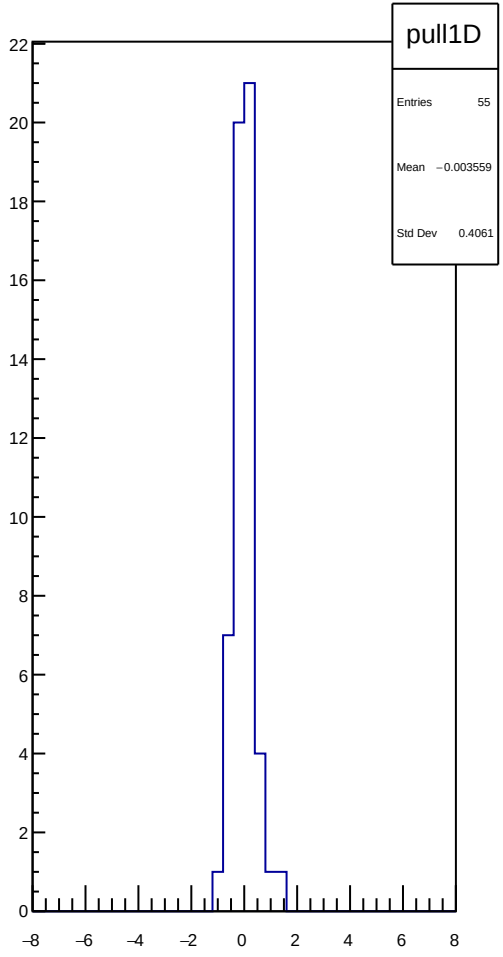
pull1D
Entries 55
Mean −0.003559
Std Dev 0.4061

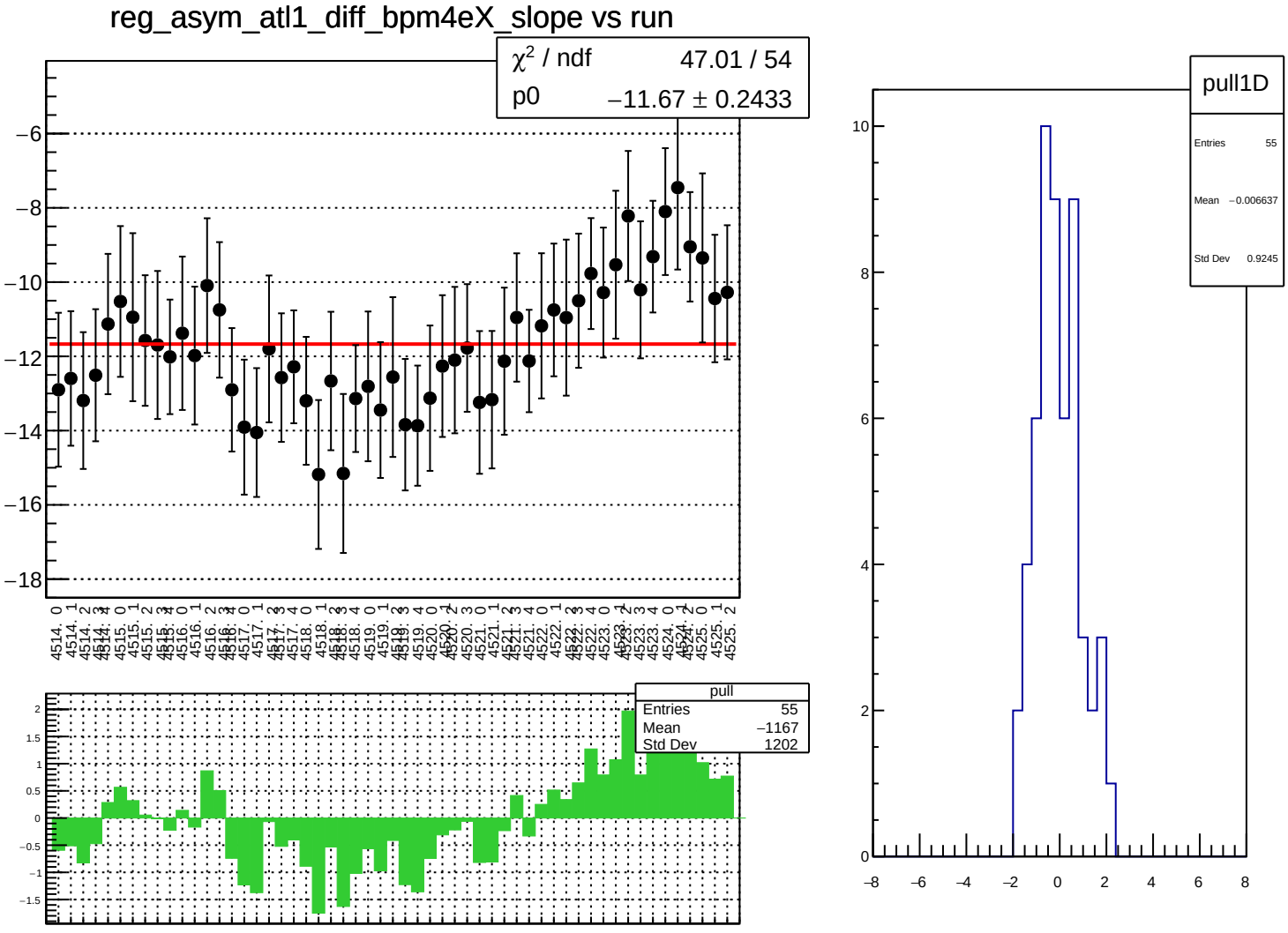
reg_asym_atl1_diff_bpm4eX_slope vs run
χ² / ndf 47.01 / 54
p0 −11.67 ± 0.2433
pull
Entries 55
Mean −1167
Std Dev 1202
pull1D
Entries 55
Mean −0.006637
Std Dev 0.9245

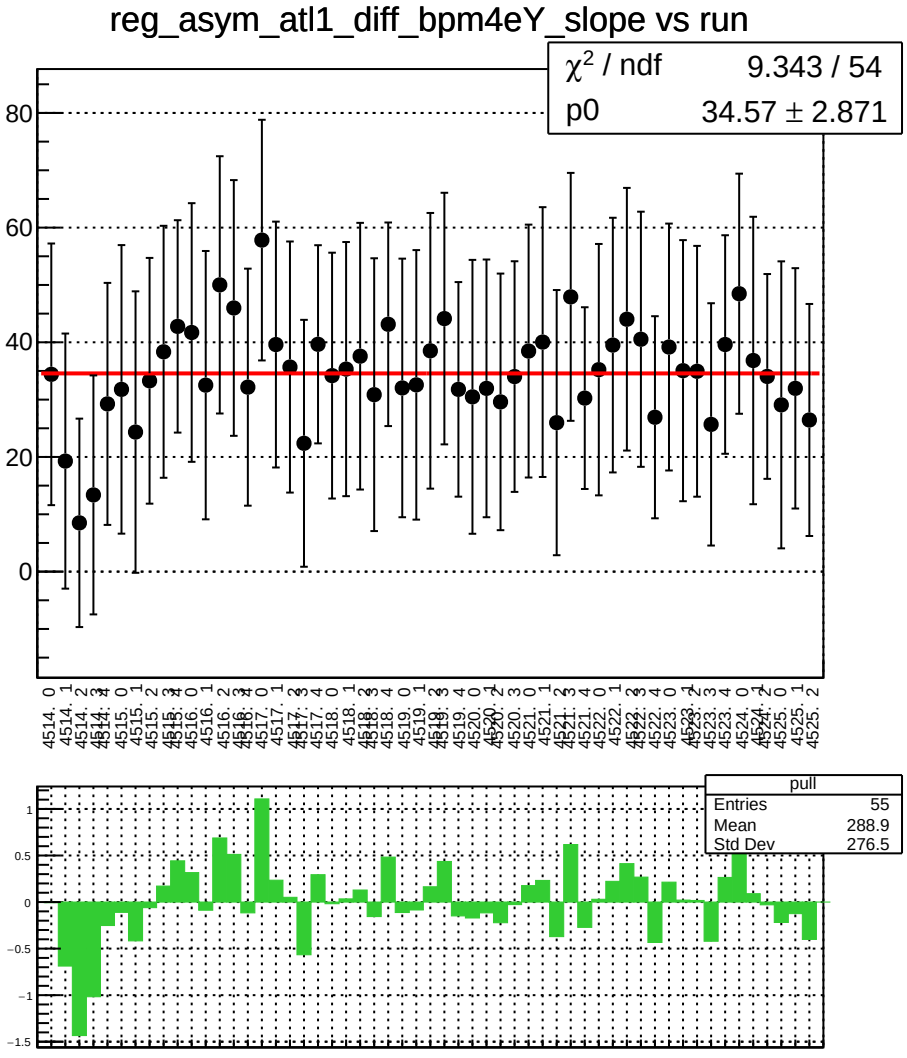
reg_asym_atl1_diff_bpm4eY_slope vs run
χ^2 / ndf 9.343 / 54
p0 34.57 ± 2.871
pull
Entries 55
Mean 288.9
Std Dev 276.5

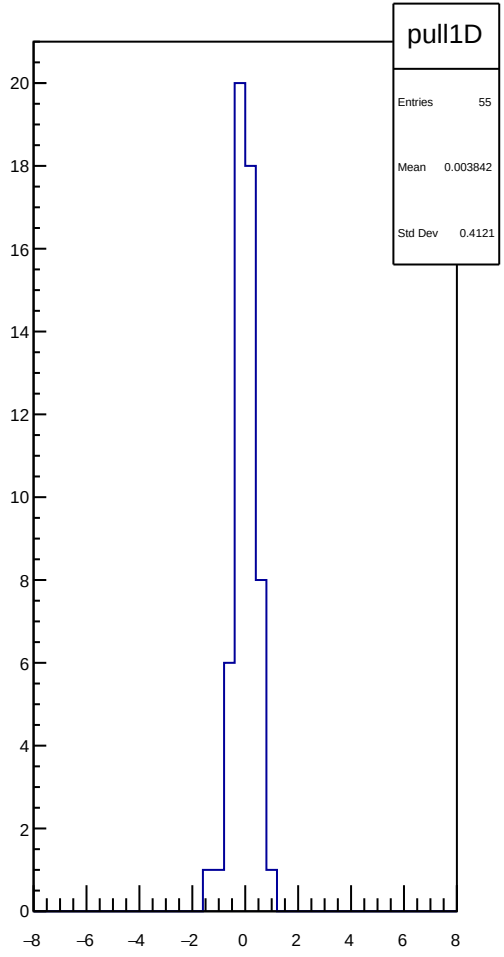
pull1D
Entries 55
Mean 0.003842
Std Dev 0.4121

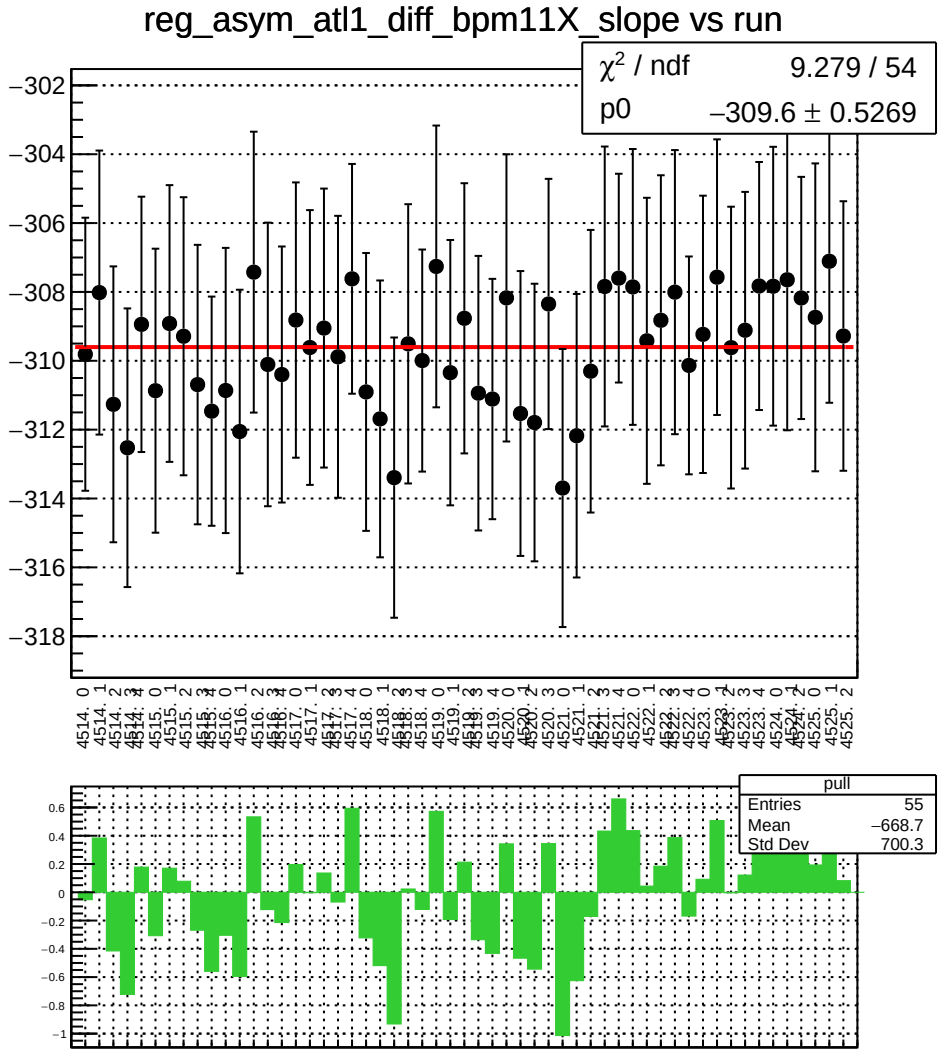
reg_asym_atl1_diff_bpm11X_slope vs run
χ^2 / ndf 9.279 / 54
p0 −309.6 ± 0.5269
pull
Entries 55
Mean −668.7
Std Dev 700.3

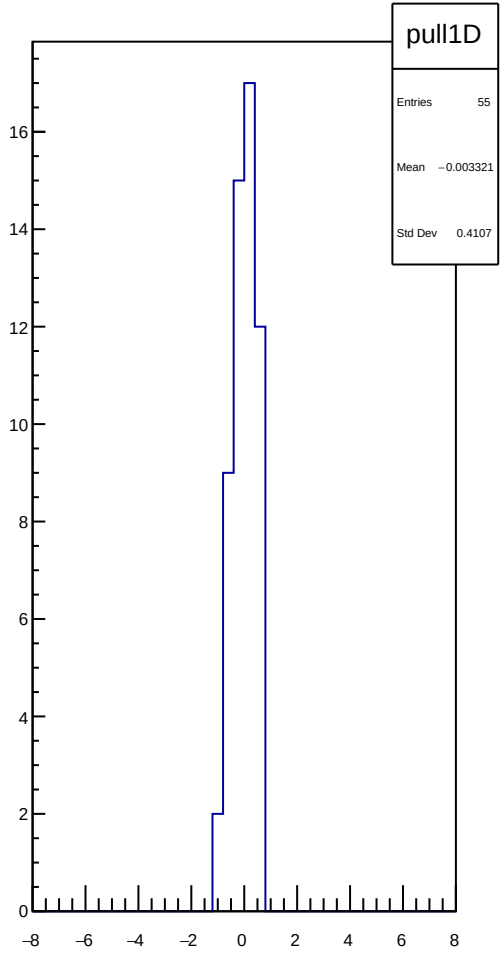
pull1D
Entries 55
Mean −0.003321
Std Dev 0.4107

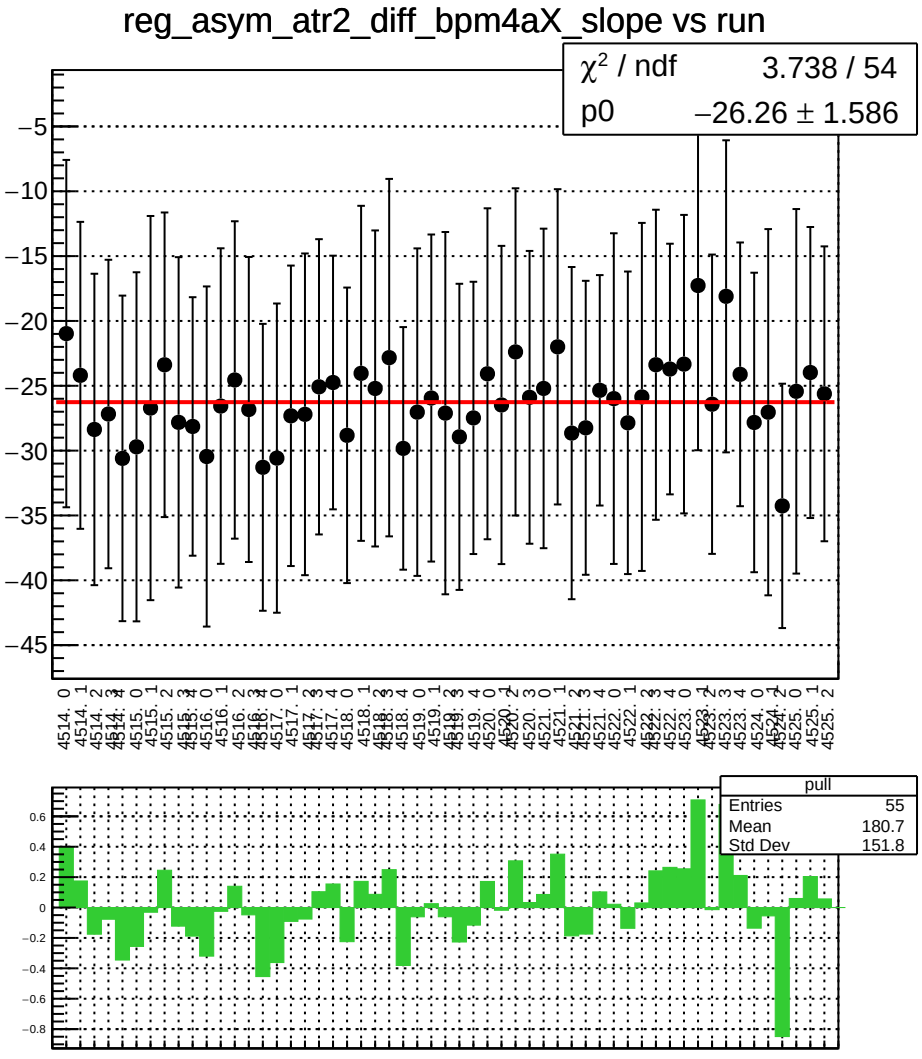
reg_asym_atr2_diff_bpm4aX_slope vs run
χ^2 / ndf 3.738 / 54
p0 −26.26 ± 1.586
pull
Entries 55
Mean 180.7
Std Dev 151.8

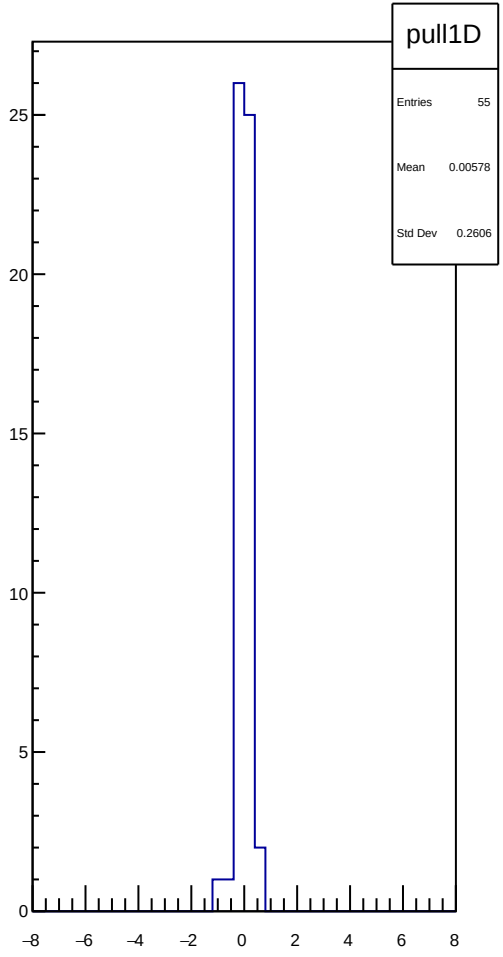
pull1D
Entries 55
Mean 0.00578
Std Dev 0.2606

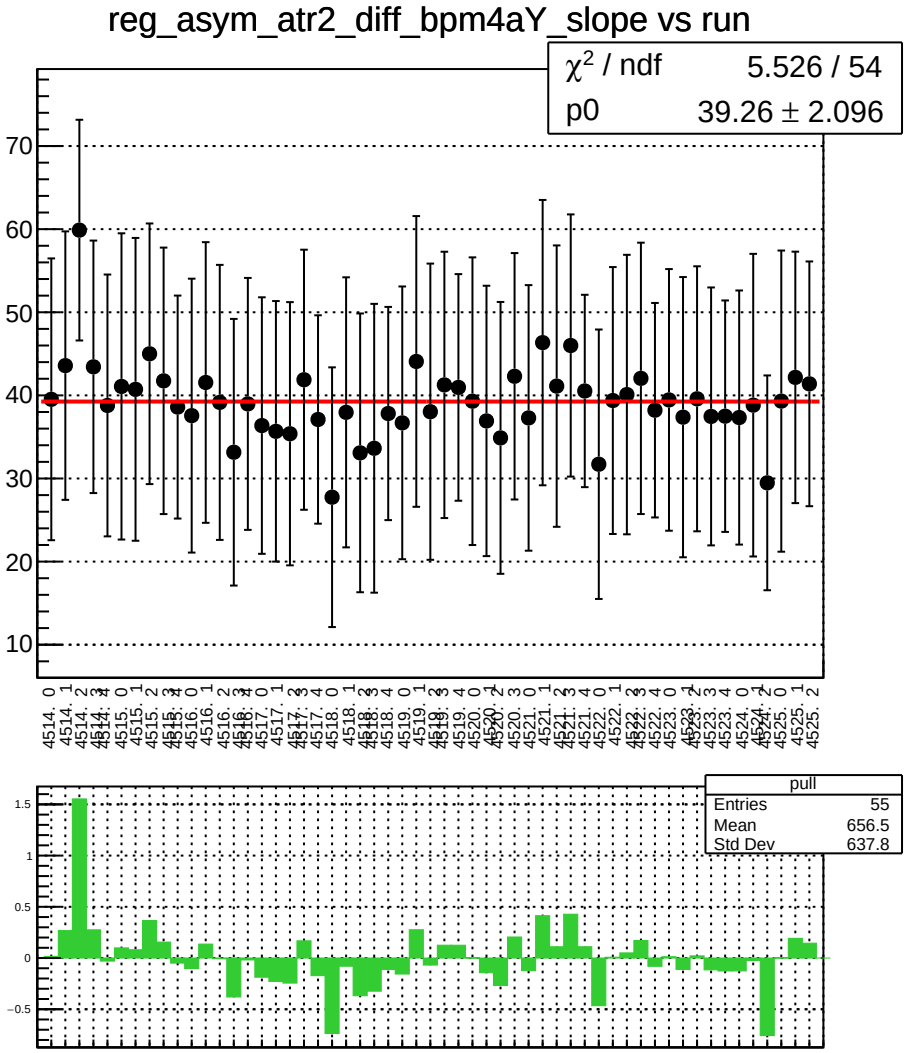
reg_asym_atr2_diff_bpm4aY_slope vs run
χ^2 / ndf 5.526 / 54
p0 39.26 ± 2.096
pull
Entries 55
Mean 656.5
Std Dev 637.8

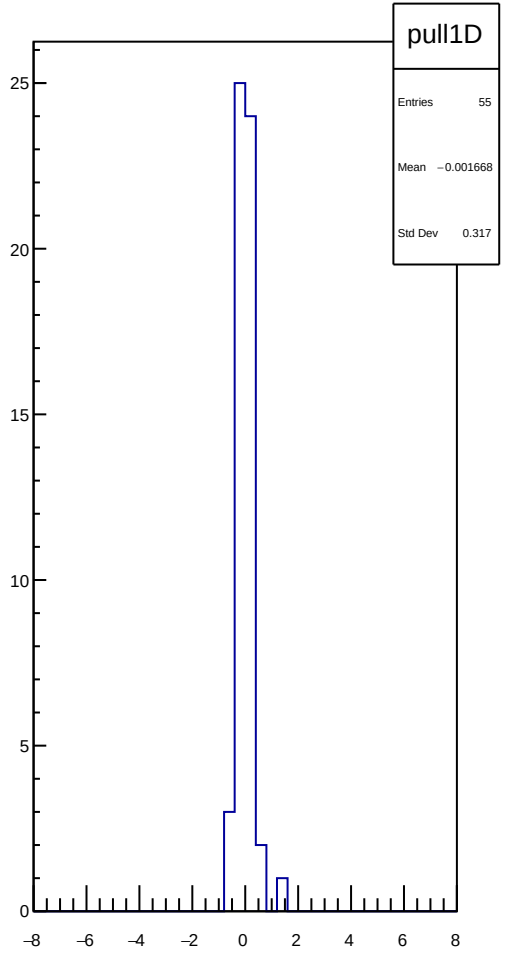
pull1D
Entries 55
Mean −0.001668
Std Dev 0.317

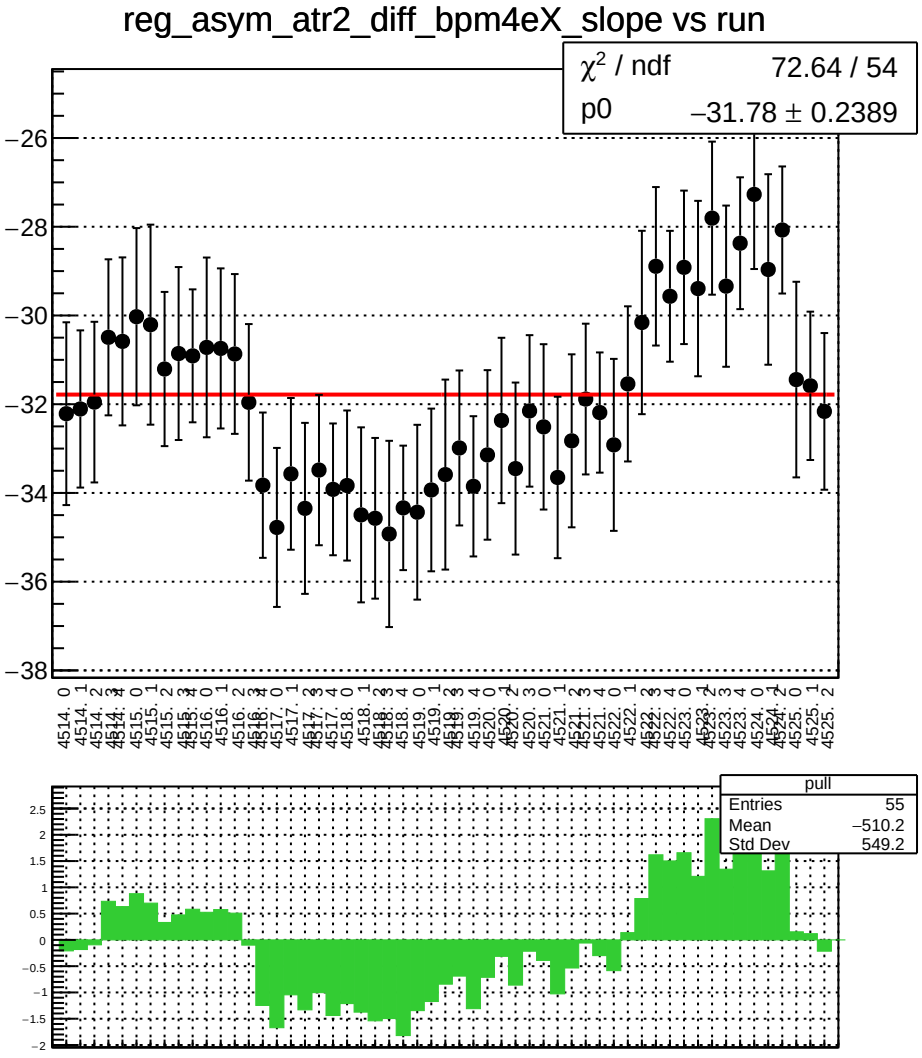
reg_asym_atr2_diff_bpm4eX_slope vs run
χ² / ndf 72.64 / 54
p0 −31.78 ± 0.2389
pull
Entries 55
Mean −510.2
Std Dev 549.2

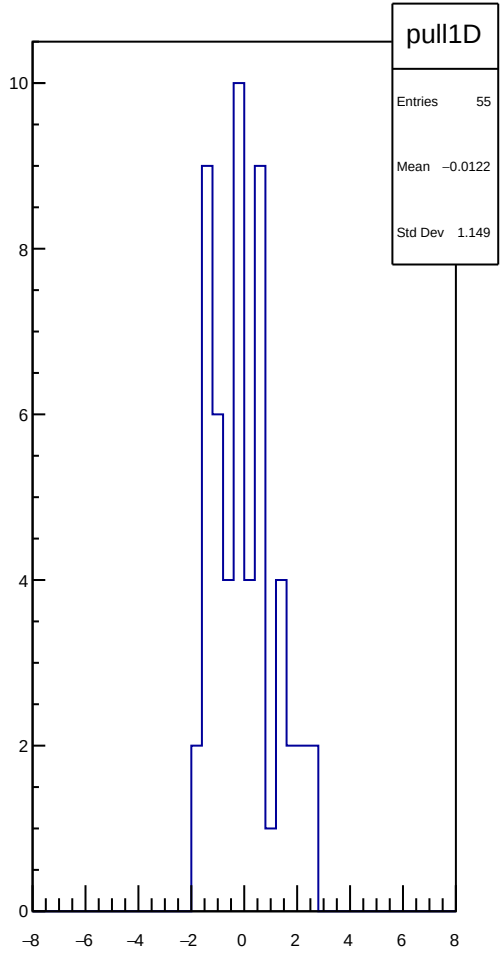
pull1D
Entries 55
Mean −0.0122
Std Dev 1.149

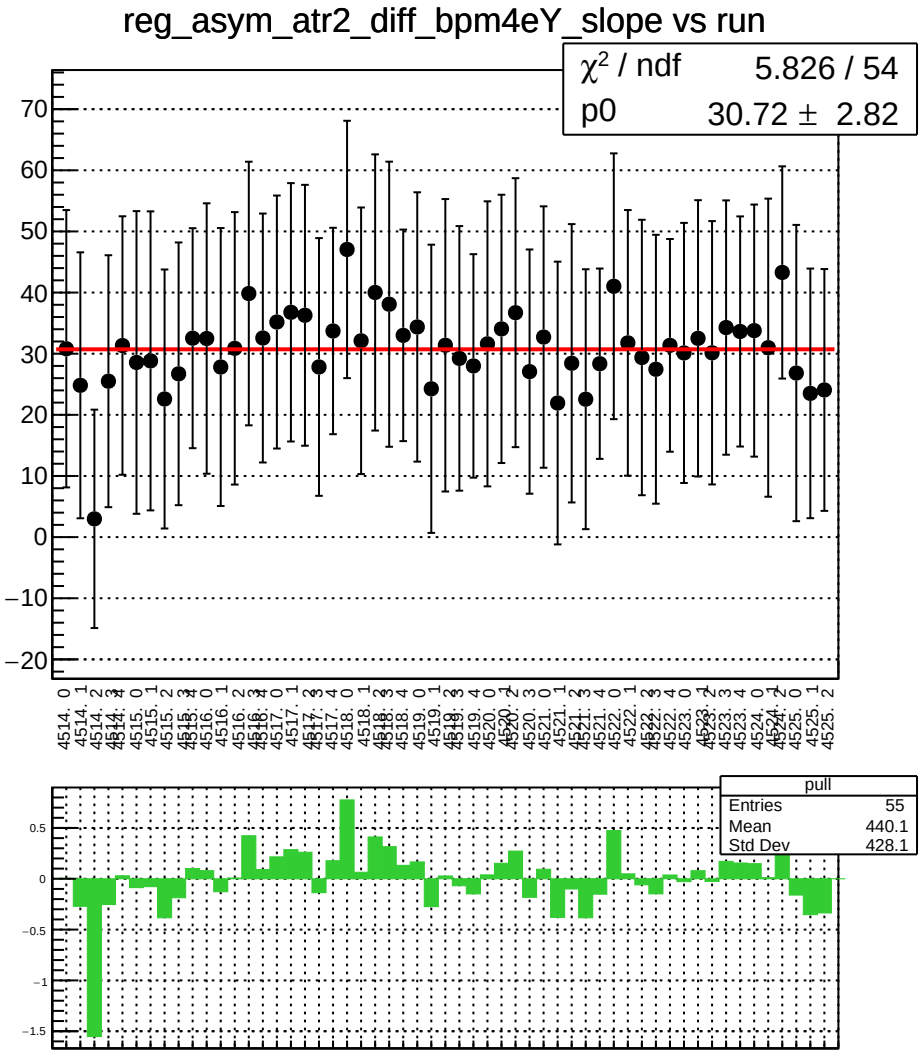
reg_asym_atr2_diff_bpm4eY_slope vs run
χ^2 / ndf 5.826 / 54
p0 30.72 ± 2.82
pull
Entries 55
Mean 440.1
Std Dev 428.1

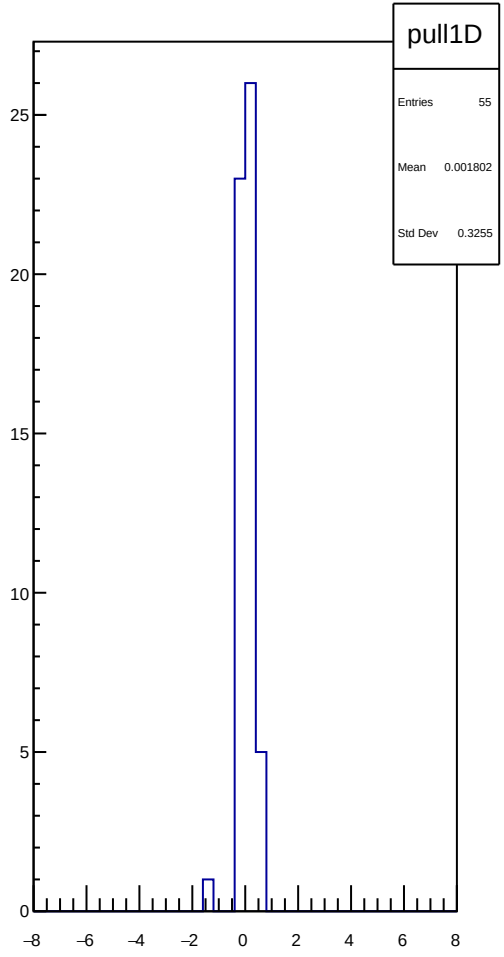
pull1D
Entries 55
Mean 0.001802
Std Dev 0.3255

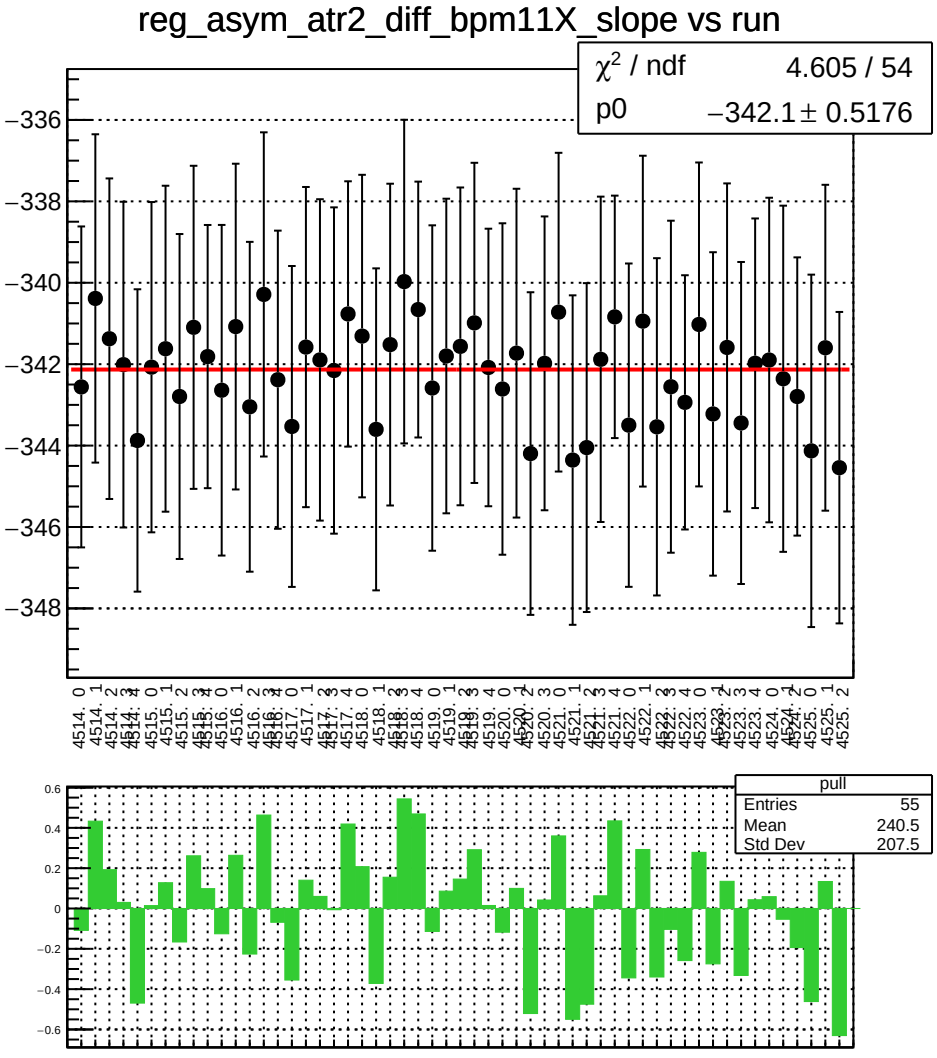
reg_asym_atr2_diff_bpm11X_slope vs run
χ^2 / ndf 4.605 / 54
p0 −342.1 ± 0.5176
pull
Entries 55
Mean 240.5
Std Dev 207.5

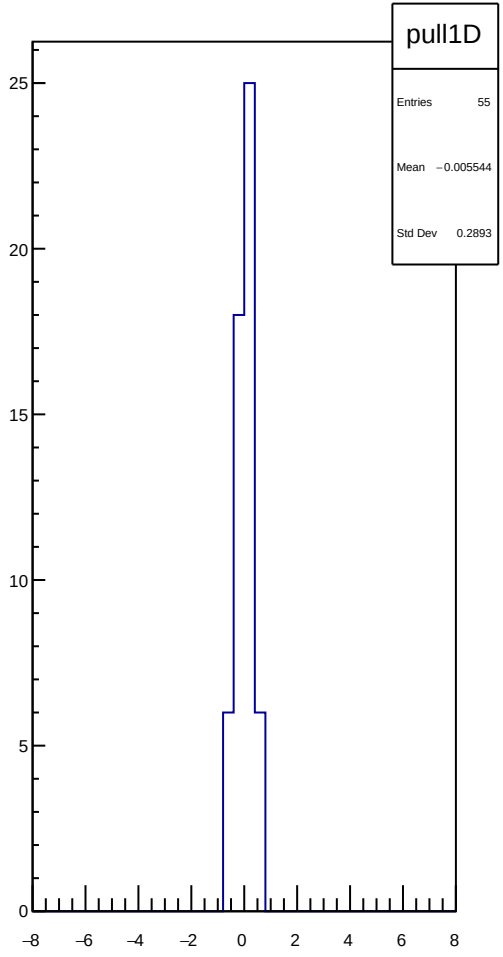
pull1D
Entries 55
Mean −0.005544
Std Dev 0.2893

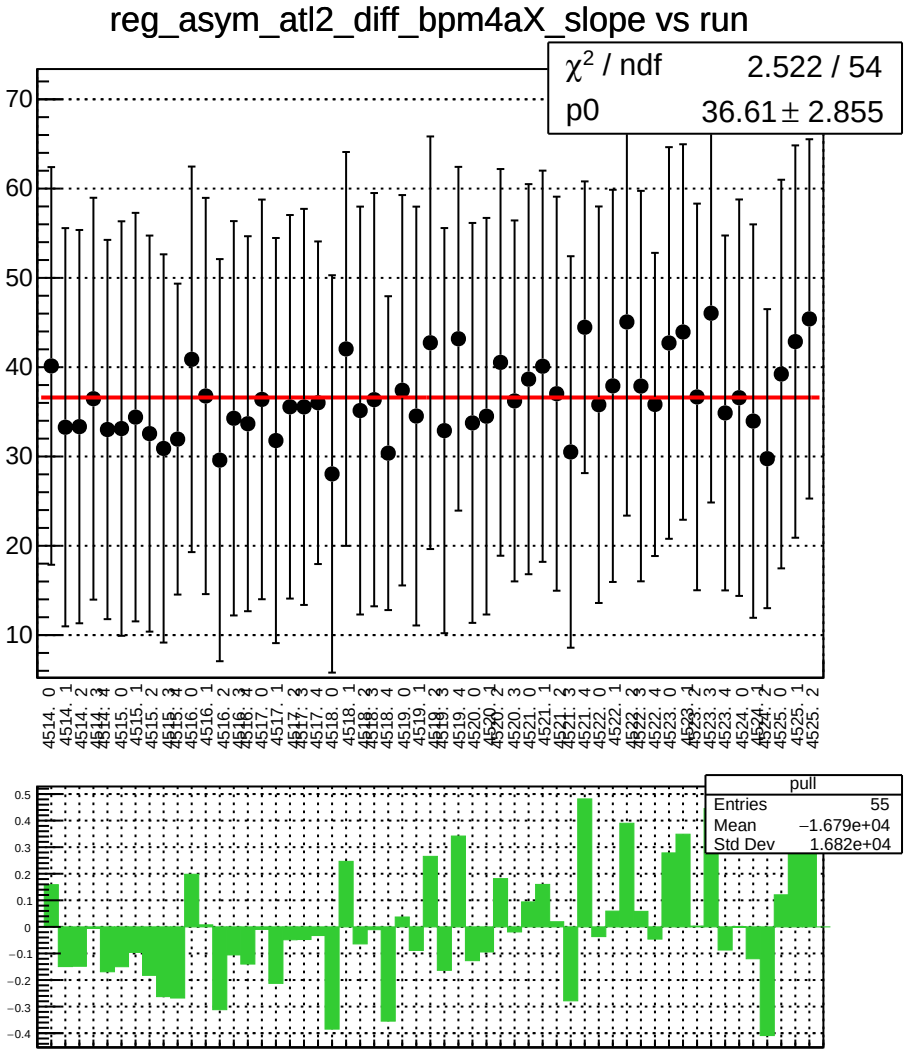
reg_asym_atl2_diff_bpm4aX_slope vs run
χ^2 / ndf 2.522 / 54
p0 36.61 ± 2.855
pull
Entries 55
Mean −1.679e+04
Std Dev 1.682e+04

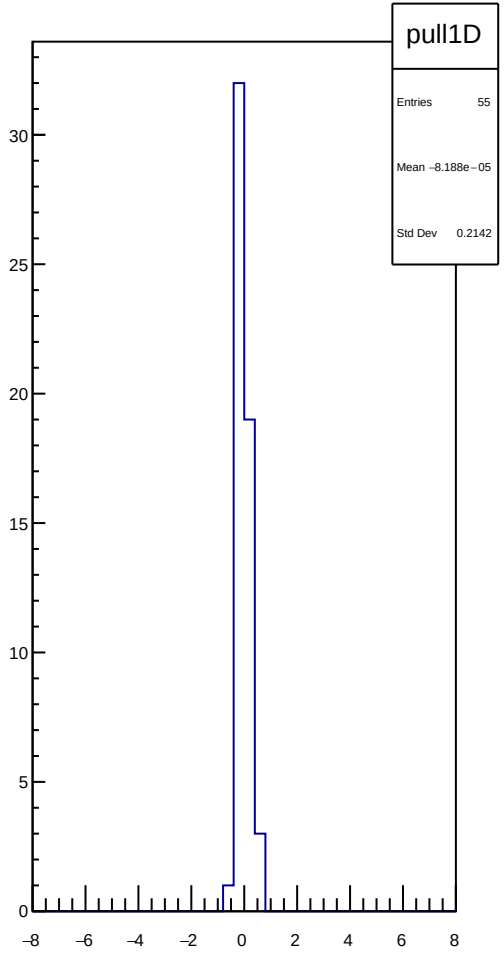
pull1D
Entries 55
Mean −8.188e−05
Std Dev 0.2142

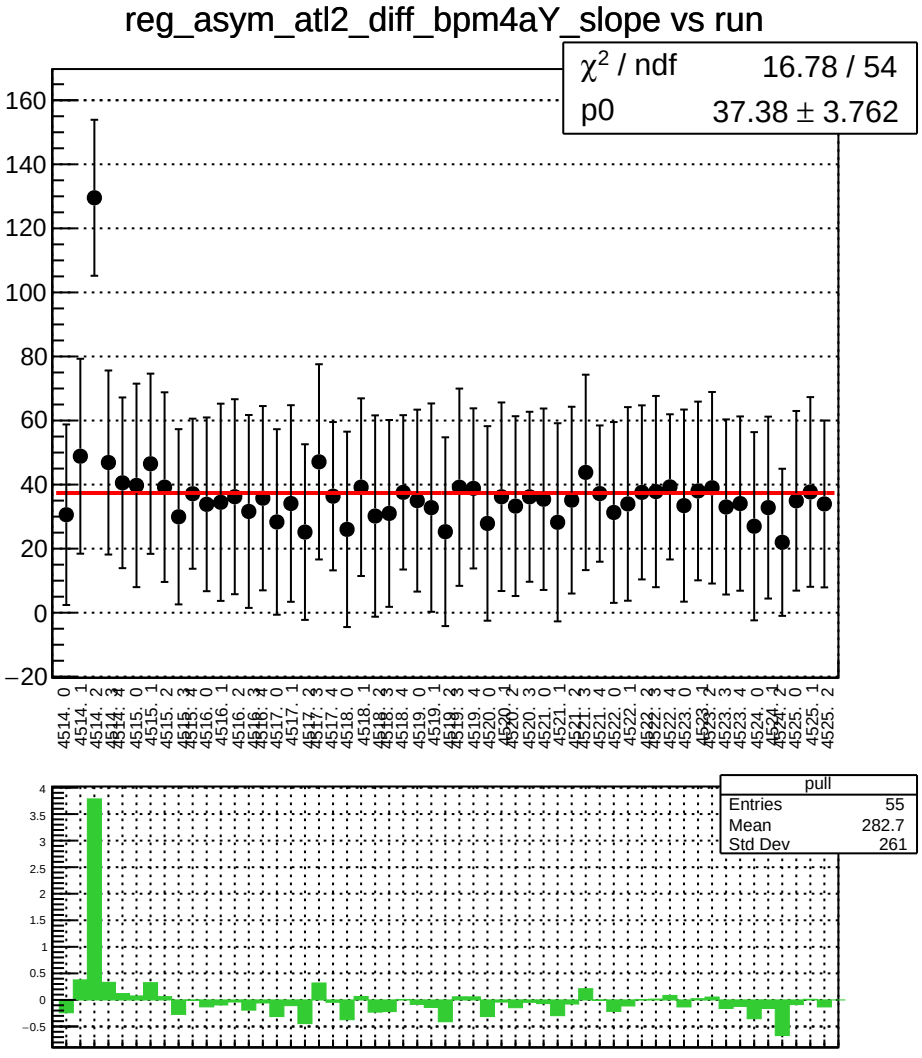
reg_asym_atl2_diff_bpm4aY_slope vs run
χ² / ndf 16.78 / 54
p0 37.38 ± 3.762
pull
Entries 55
Mean 282.7
Std Dev 261

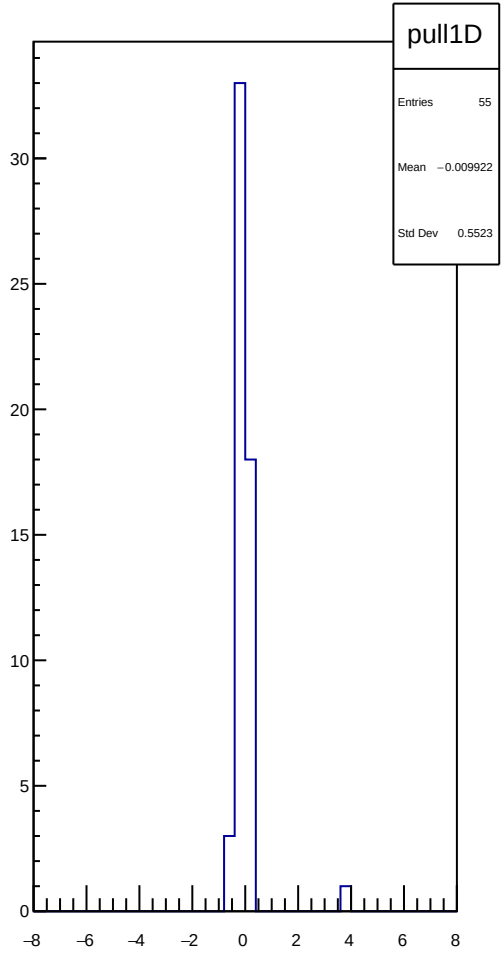
pull1D
Entries 55
Mean −0.009922
Std Dev 0.5523

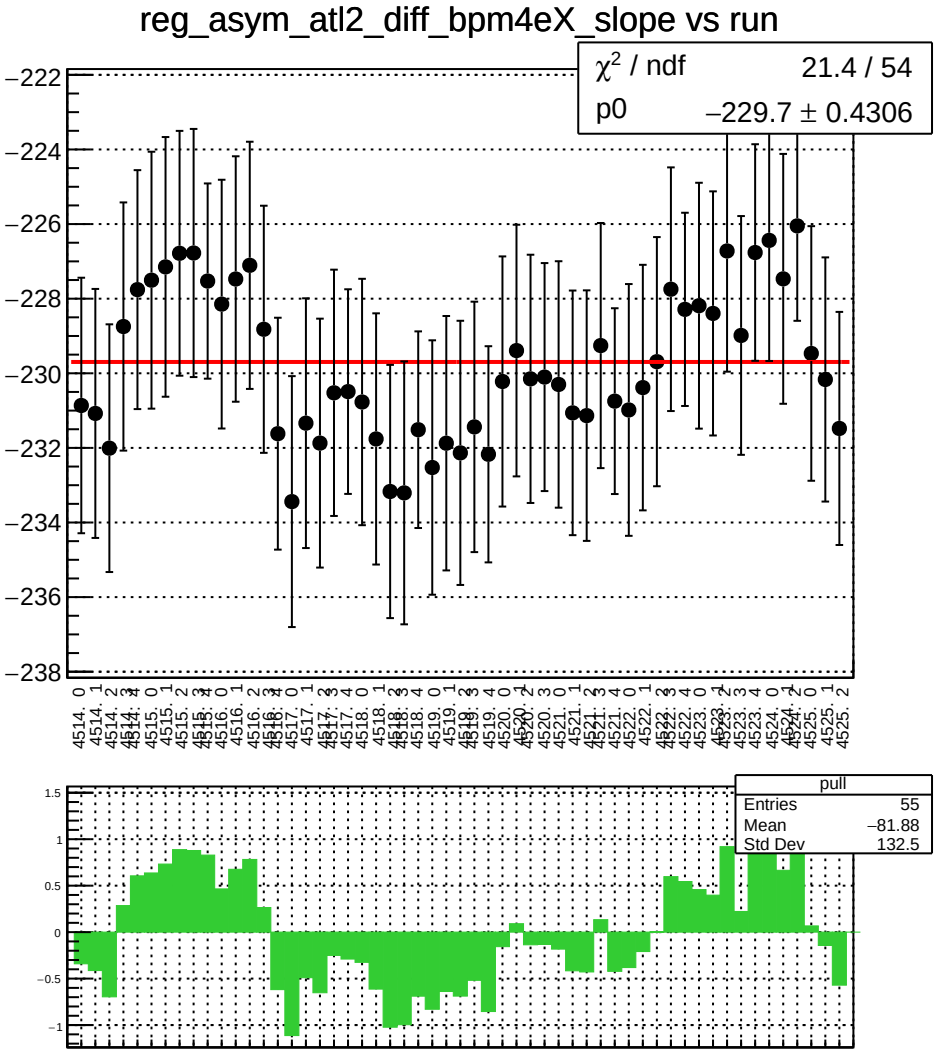
reg_asym_atl2_diff_bpm4eX_slope vs run
χ^2 / ndf 21.4 / 54
p0 −229.7 ± 0.4306
pull
Entries 55
Mean −81.88
Std Dev 132.5

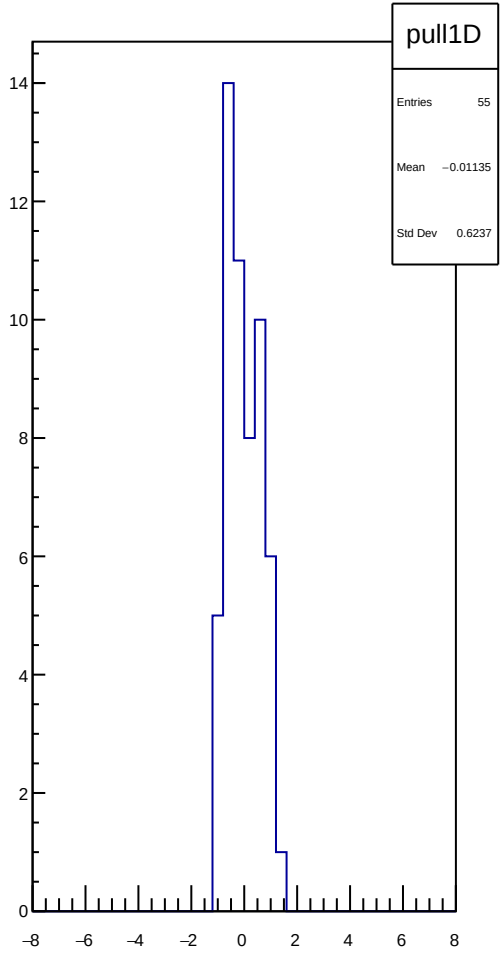
pull1D
Entries 55
Mean −0.01135
Std Dev 0.6237

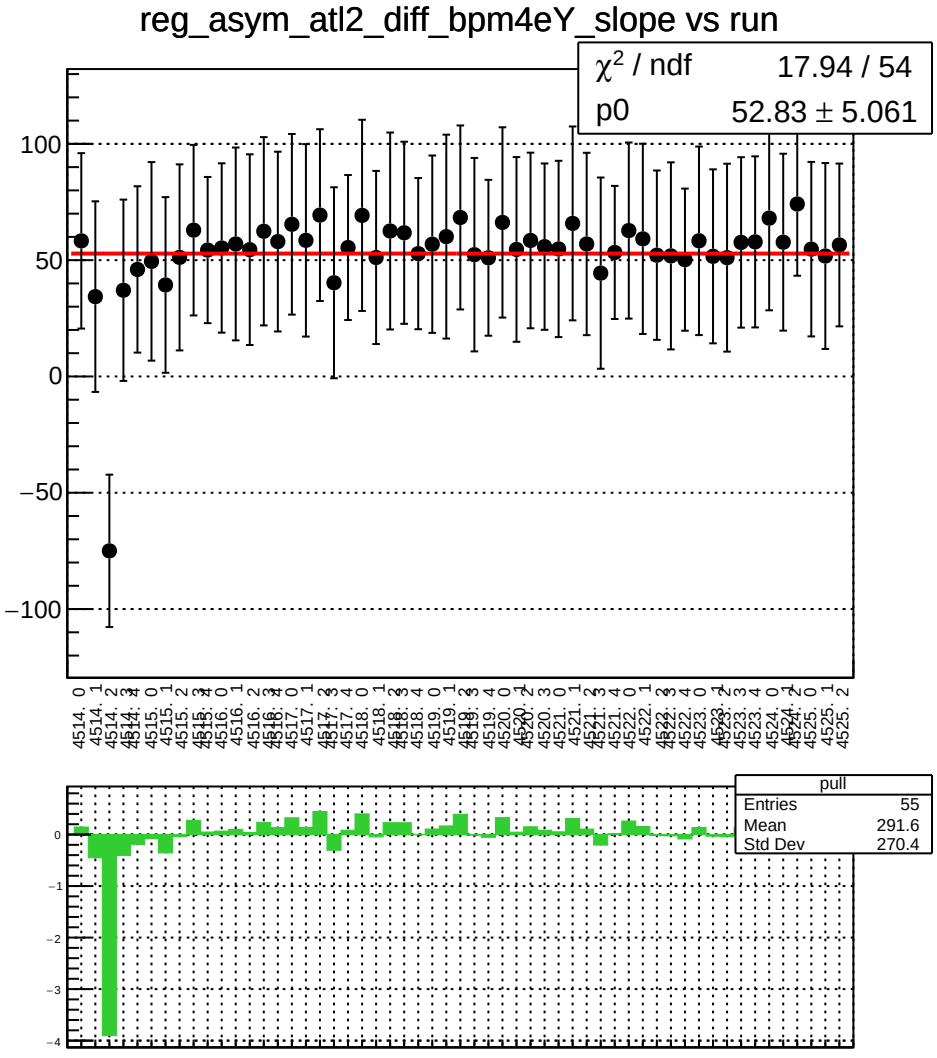
reg_asym_atl2_diff_bpm4eY_slope vs run
χ^2 / ndf 17.94 / 54
p0 52.83 ± 5.061
pull
Entries 55
Mean 291.6
Std Dev 270.4

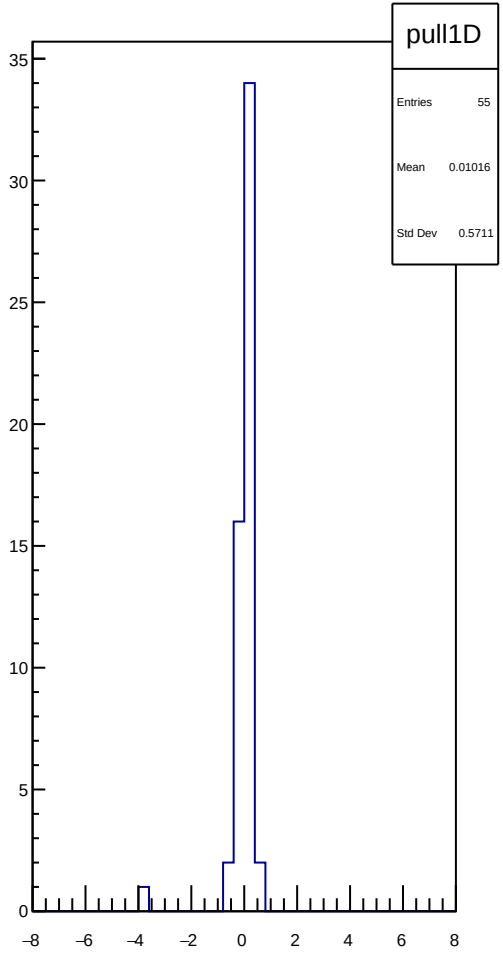
pull1D
Entries 55
Mean 0.01016
Std Dev 0.5711

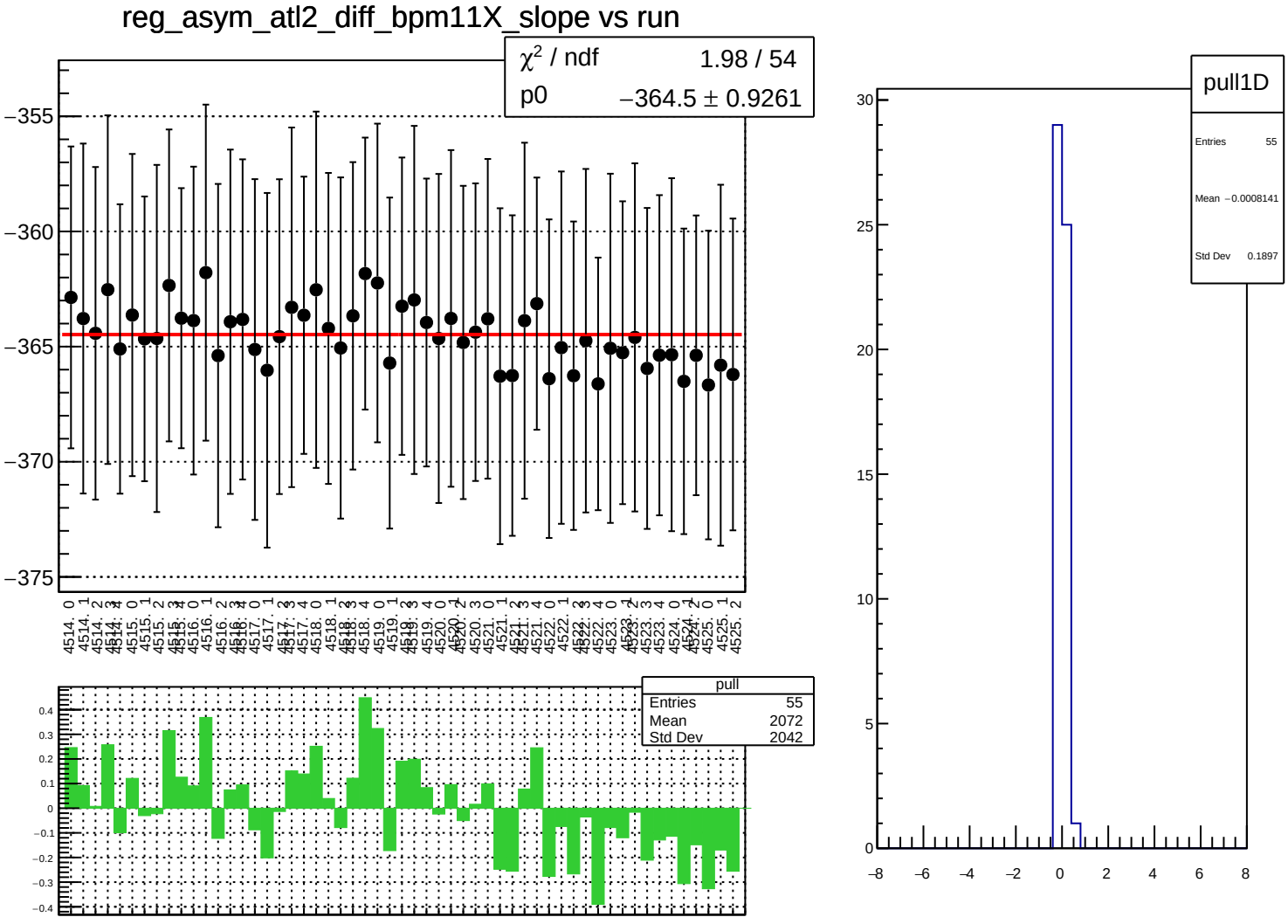
reg_asym_atl2_diff_bpm11X_slope vs run
χ² / ndf 1.98 / 54
p0 −364.5 ± 0.9261
pull
Entries 55
Mean 2072
Std Dev 2042
pull1D
Entries 55
Mean −0.0008141
Std Dev 0.1897

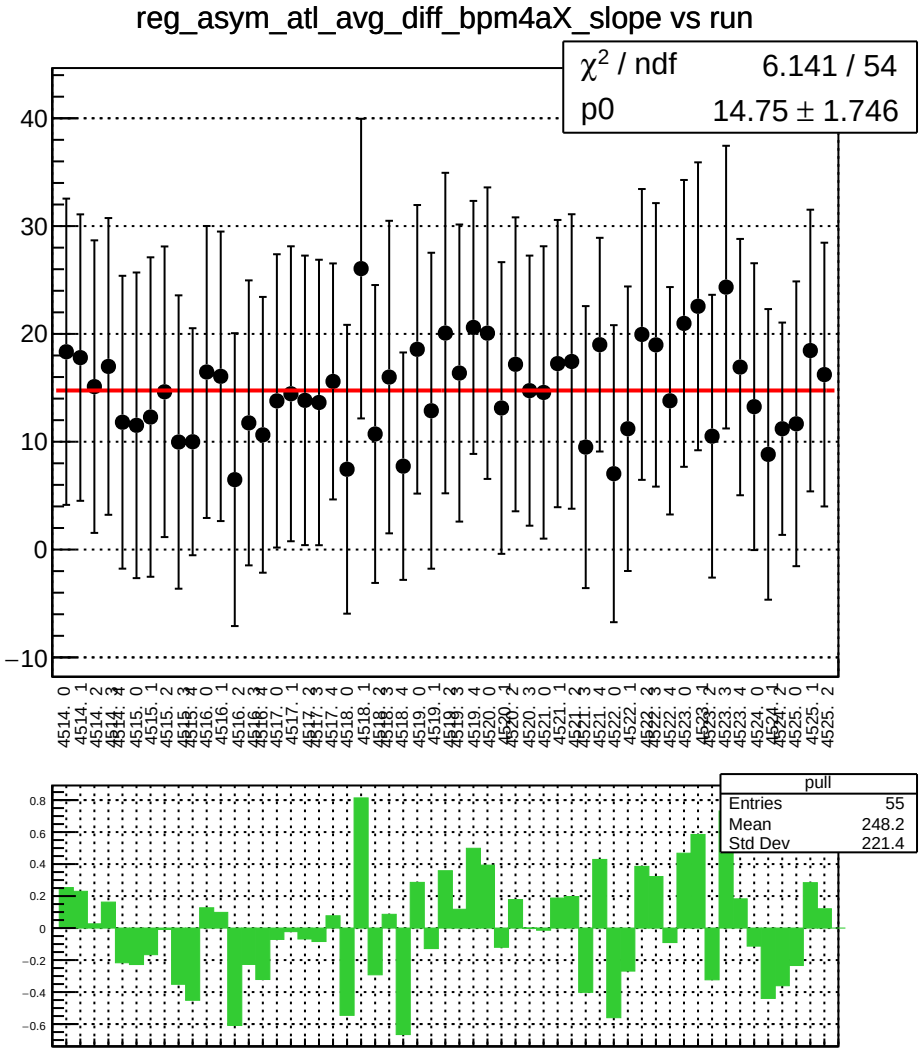
reg_asym_atl_avg_diff_bpm4aX_slope vs run
χ2 / ndf 6.141 / 54
p0 14.75 ± 1.746
pull
Entries 55
Mean 248.2
Std Dev 221.4

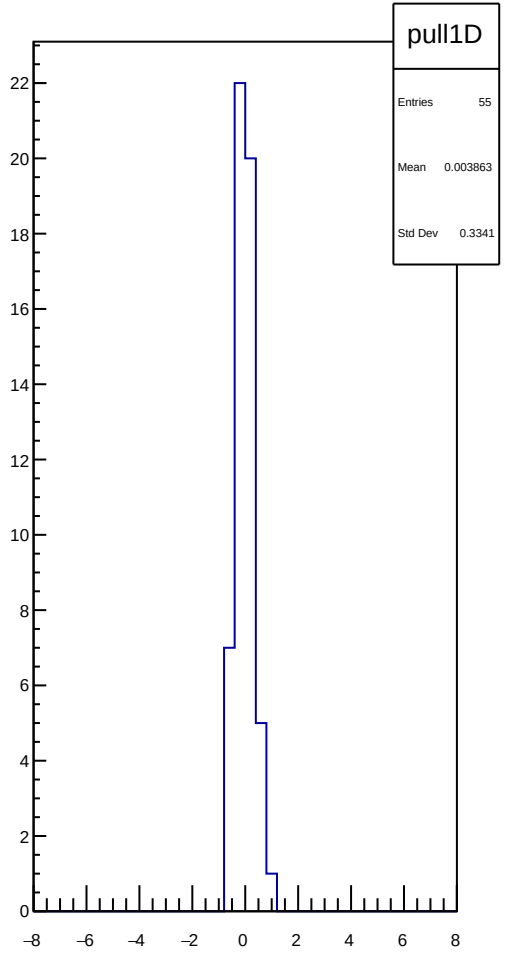
pull1D
Entries 55
Mean 0.003863
Std Dev 0.3341

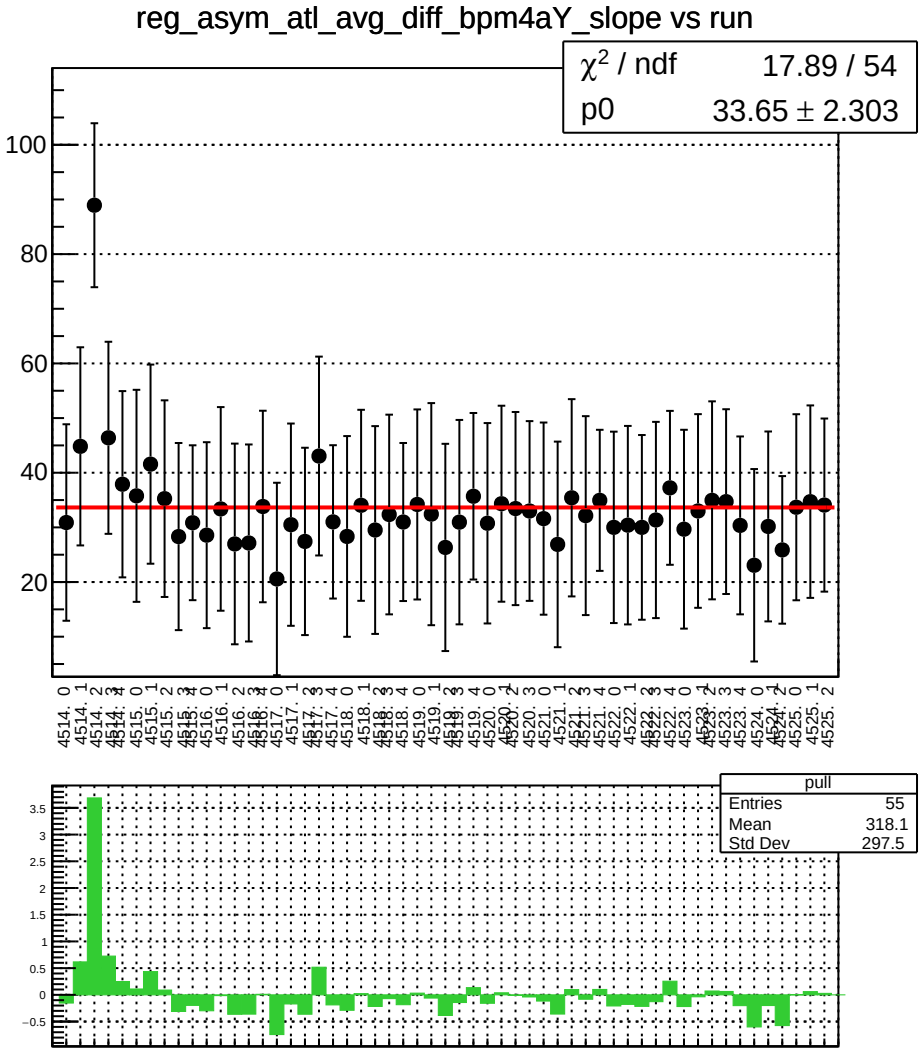
reg_asym_atl_avg_diff_bpm4aY_slope vs run
χ2 / ndf 17.89 / 54
p0 33.65 ± 2.303
pull
Entries 55
Mean 318.1
Std Dev 297.5

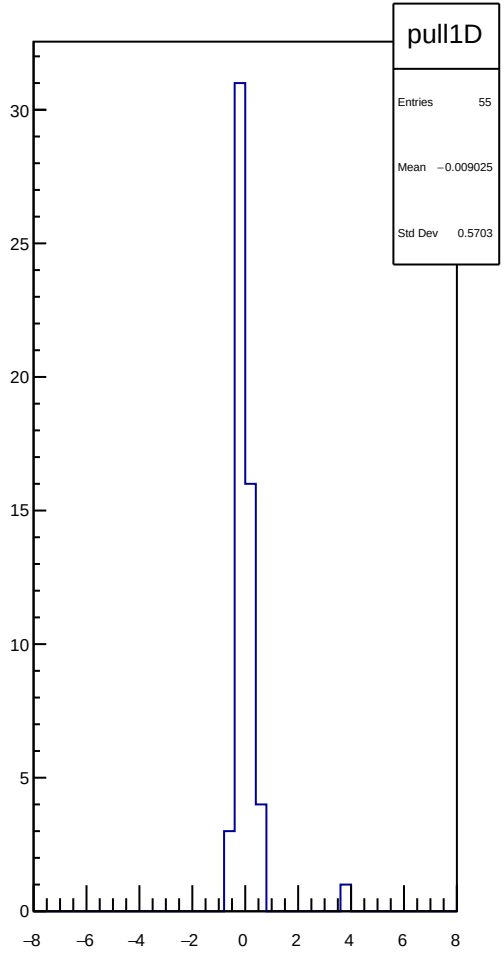
pull1D
Entries 55
Mean −0.009025
Std Dev 0.5703

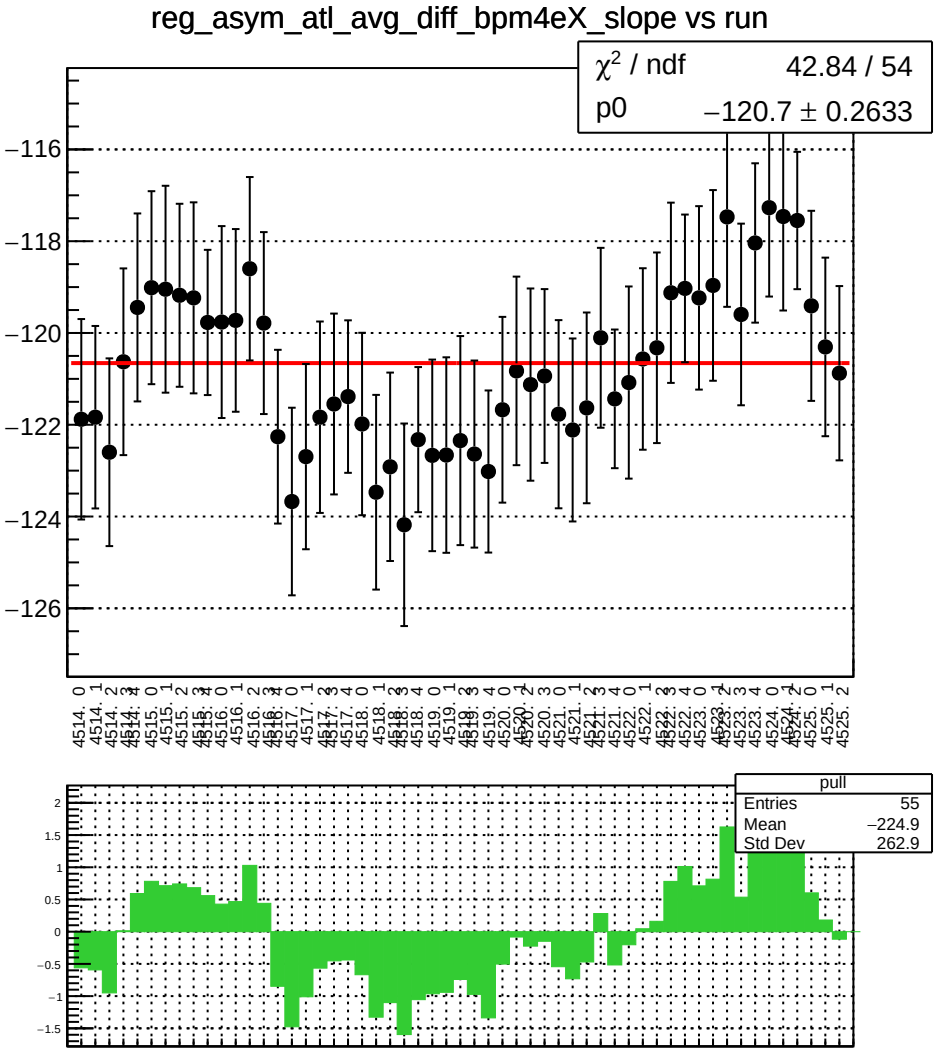
reg_asym_atl_avg_diff_bpm4eX_slope vs run
χ² / ndf 42.84 / 54
p0 −120.7 ± 0.2633
pull
Entries 55
Mean −224.9
Std Dev 262.9

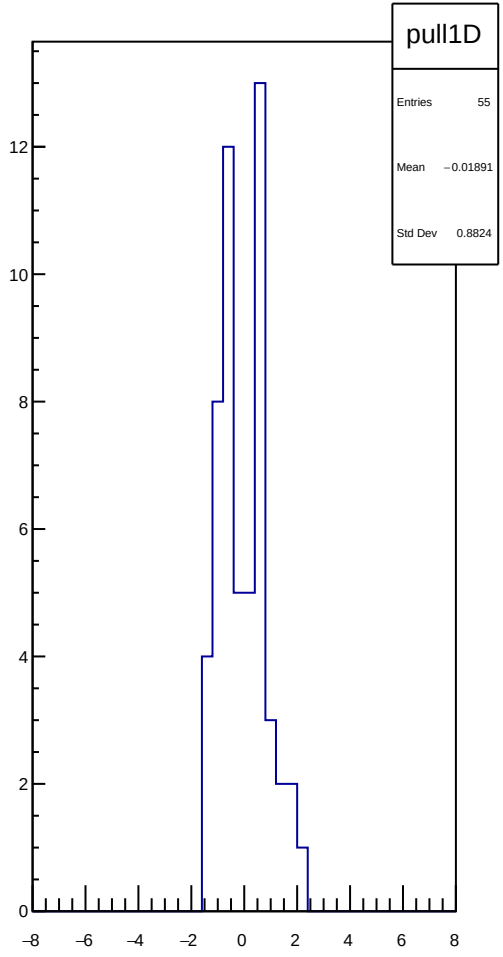
pull1D
Entries 55
Mean −0.01891
Std Dev 0.8824

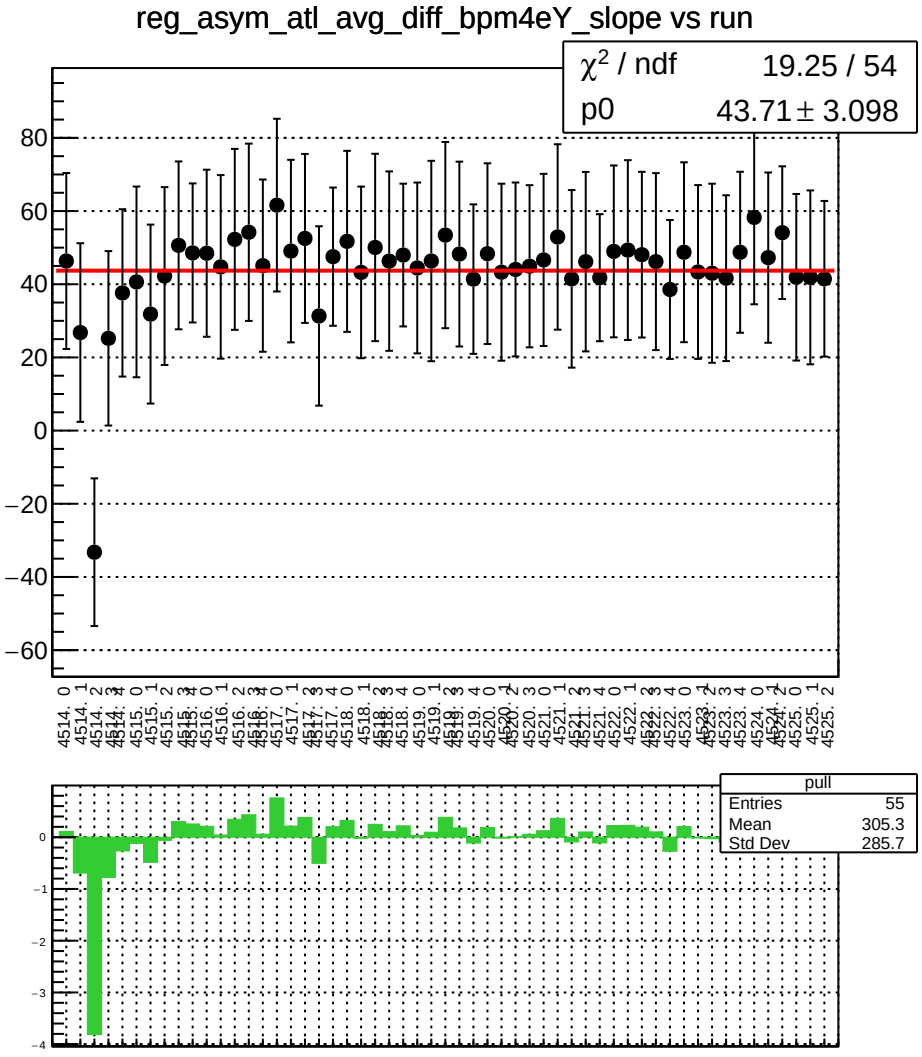
reg_asym_atl_avg_diff_bpm4eY_slope vs run
χ2 / ndf 19.25 / 54
p0 43.71 ± 3.098
pull
Entries 55
Mean 305.3
Std Dev 285.7

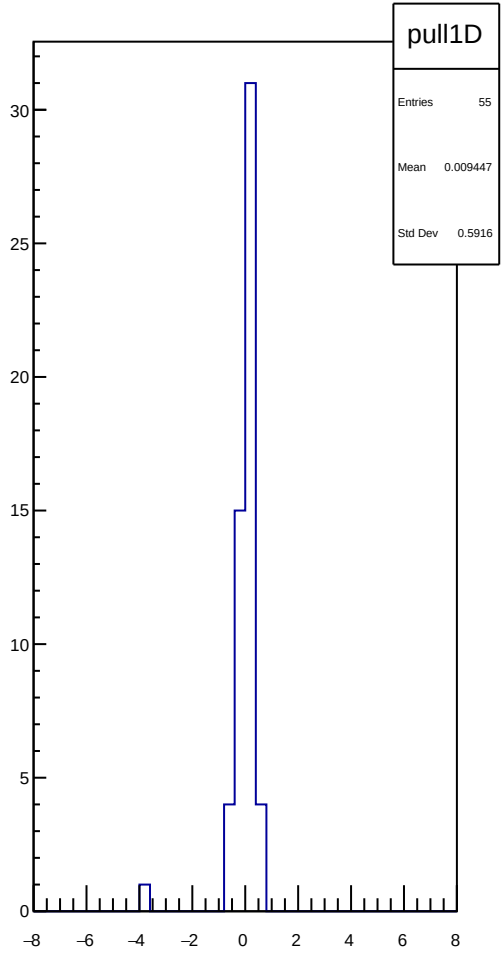
pull1D
Entries 55
Mean 0.009447
Std Dev 0.5916

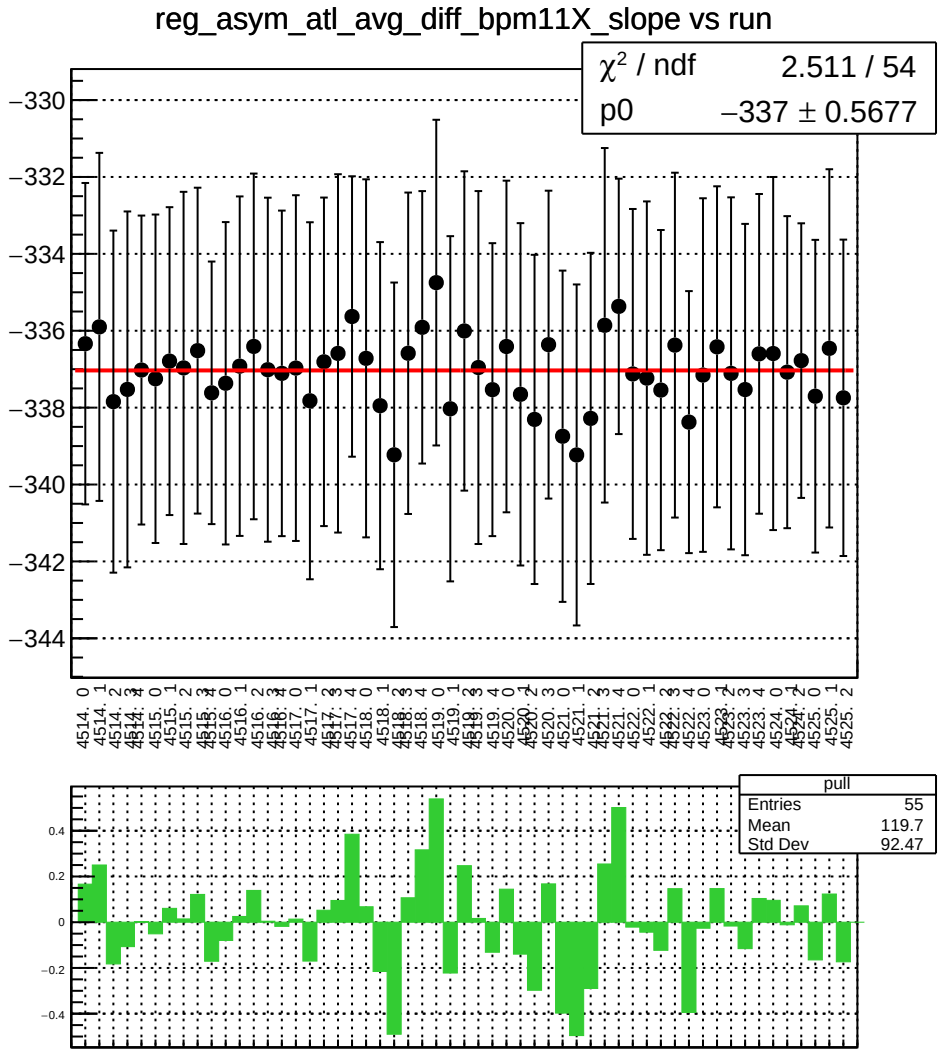
reg_asym_atl_avg_diff_bpm11X_slope vs run
χ^2 / ndf 2.511 / 54
p0 −337 ± 0.5677
pull
Entries 55
Mean 119.7
Std Dev 92.47

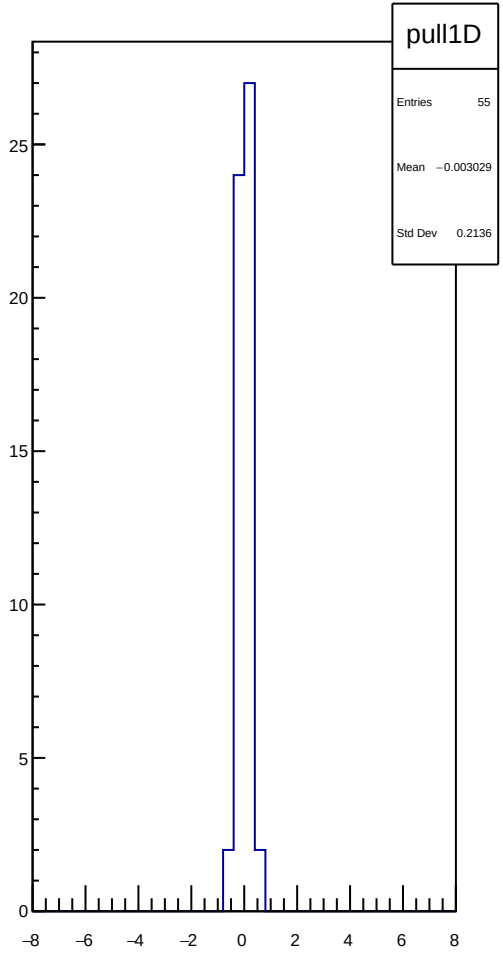
pull1D
Entries 55
Mean −0.003029
Std Dev 0.2136

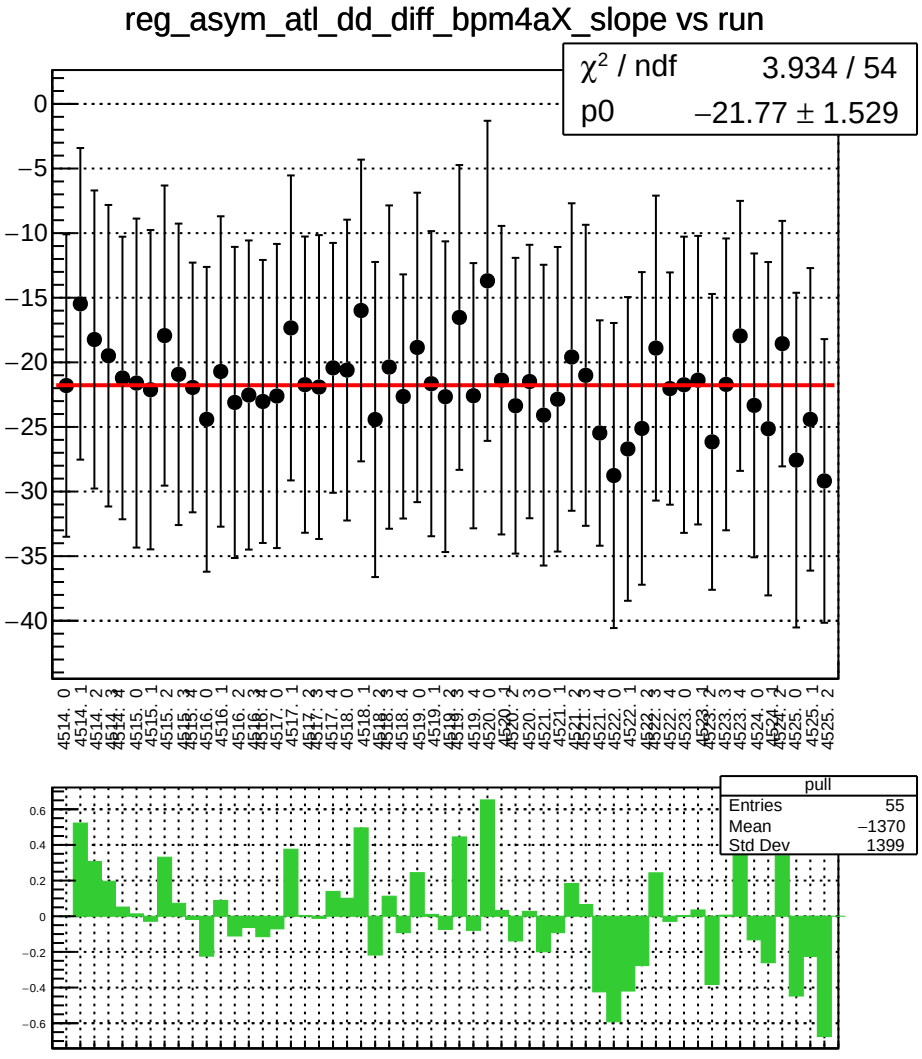
reg_asym_atl_dd_diff_bpm4aX_slope vs run
χ^2 / ndf 3.934 / 54
p0 −21.77 ± 1.529
pull
Entries 55
Mean −1370
Std Dev 1399

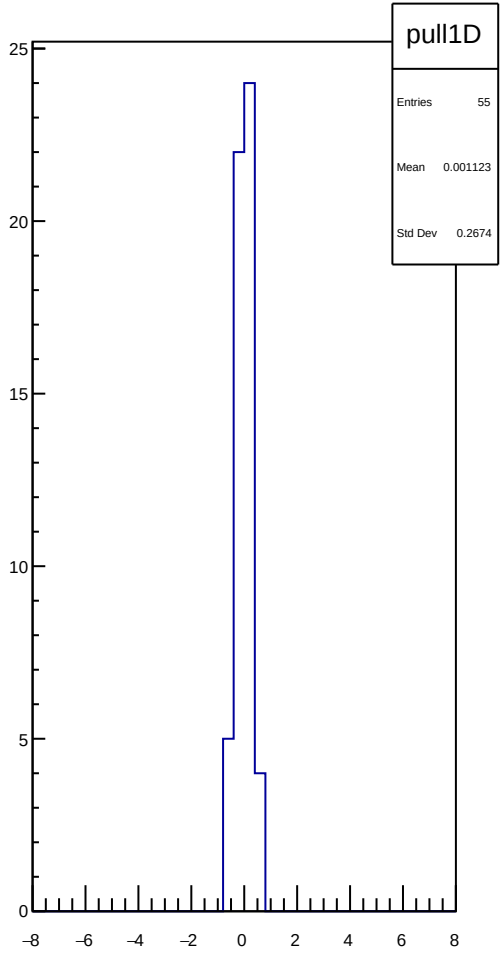
pull1D
Entries 55
Mean 0.001123
Std Dev 0.2674

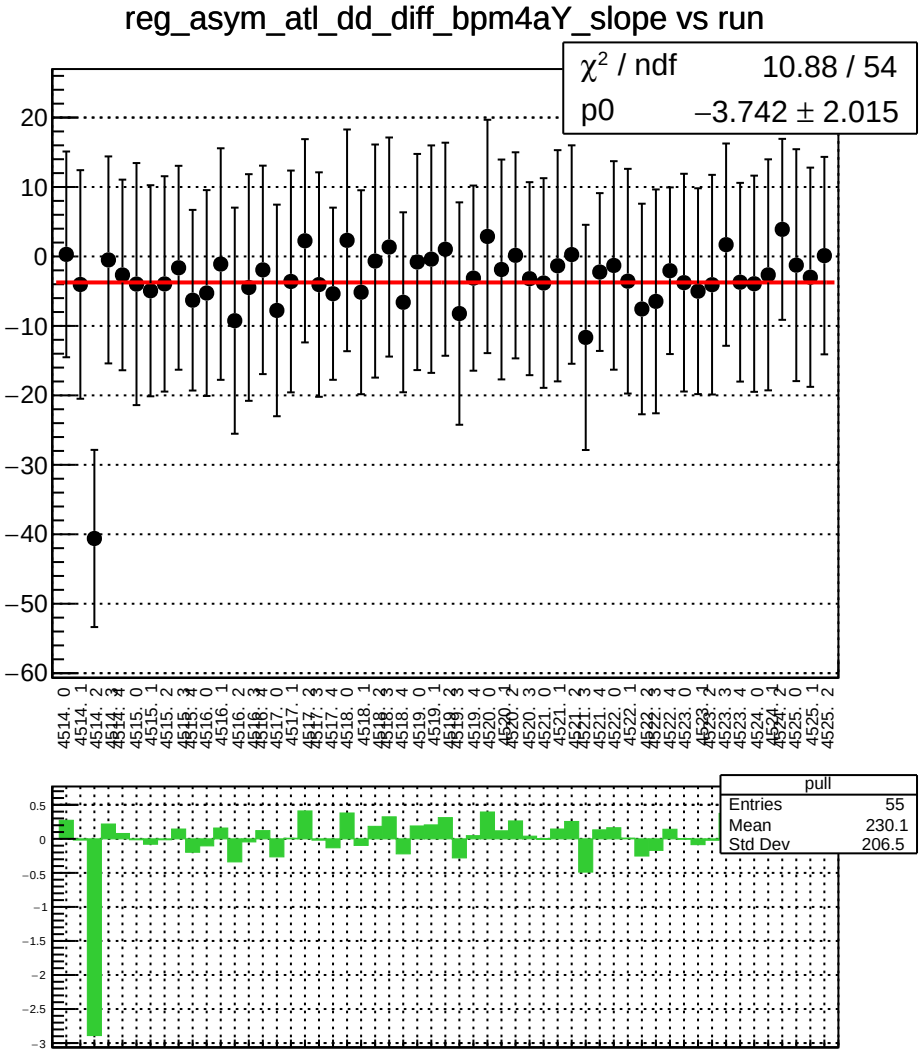
reg_asym_atl_dd_diff_bpm4aY_slope vs run
χ² / ndf 10.88 / 54
p0 −3.742 ± 2.015
pull
Entries 55
Mean 230.1
Std Dev 206.5

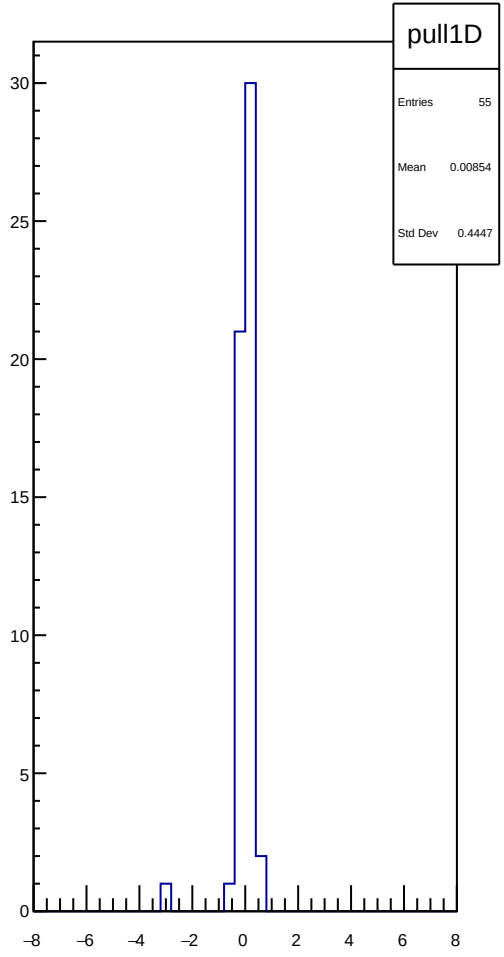
pull1D
Entries 55
Mean 0.00854
Std Dev 0.4447

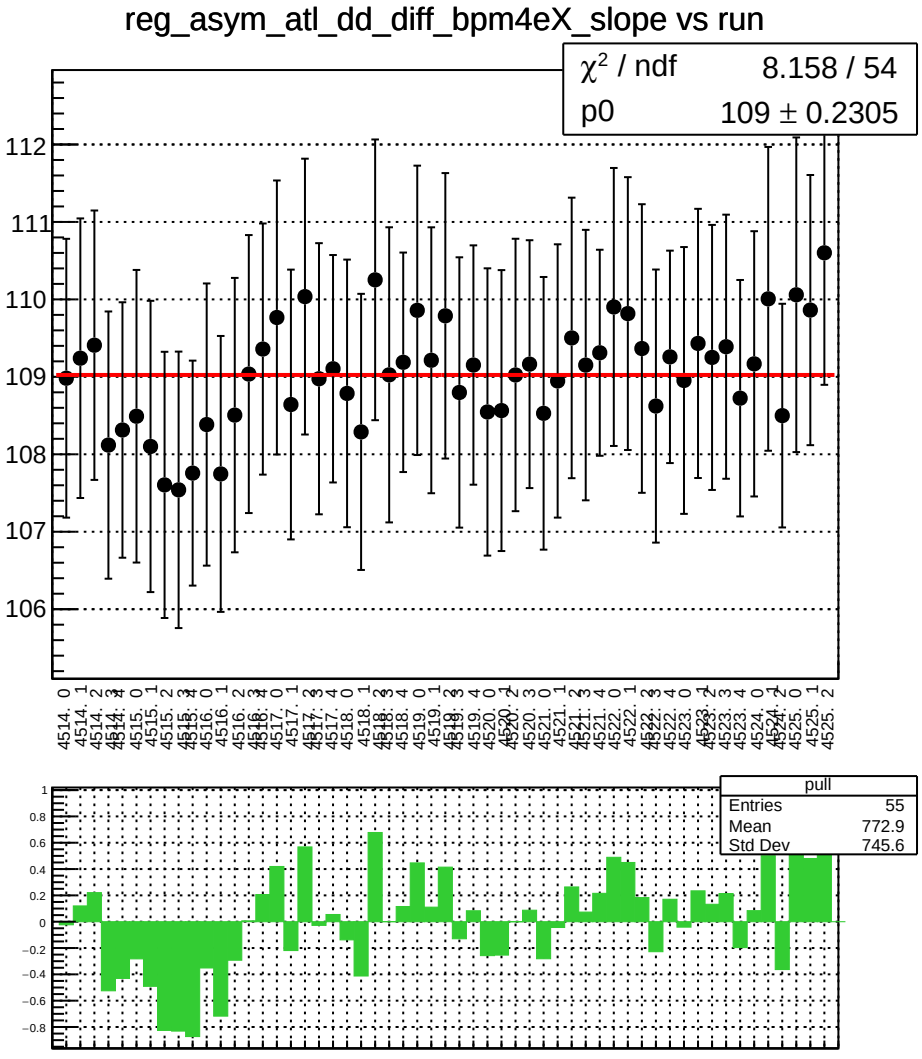
reg_asym_atl_dd_diff_bpm4eX_slope vs run
χ² / ndf 8.158 / 54
p0 109 ± 0.2305
pull
Entries 55
Mean 772.9
Std Dev 745.6

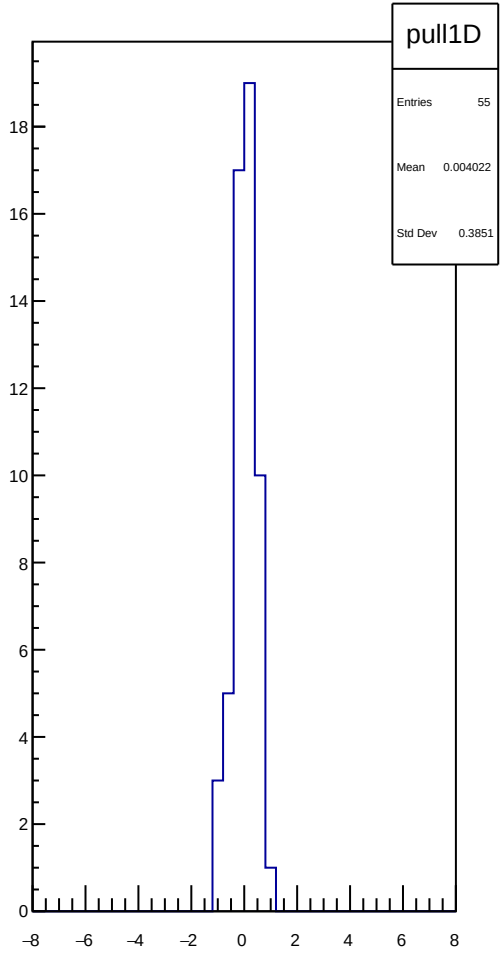
pull1D
Entries 55
Mean 0.004022
Std Dev 0.3851

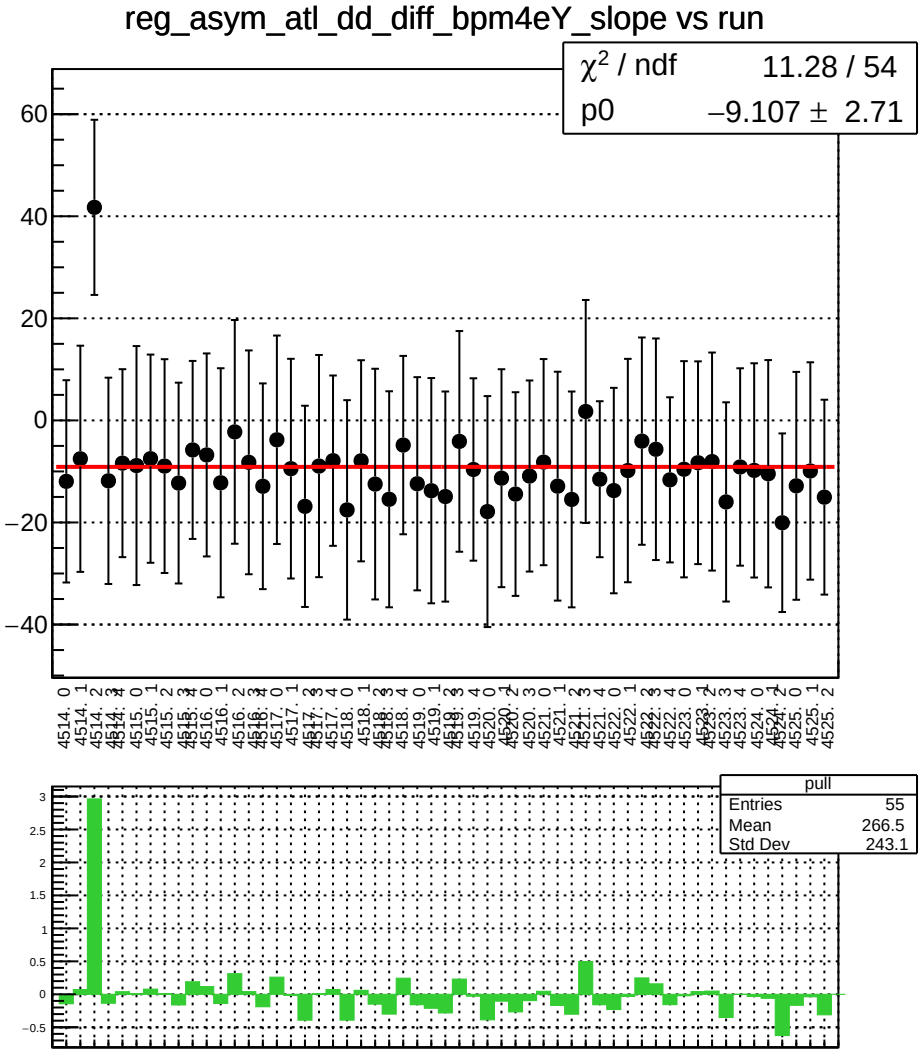
reg_asym_atl_dd_diff_bpm4eY_slope vs run
χ^2 / ndf 11.28 / 54
p0 −9.107 ± 2.71
pull
Entries 55
Mean 266.5
Std Dev 243.1

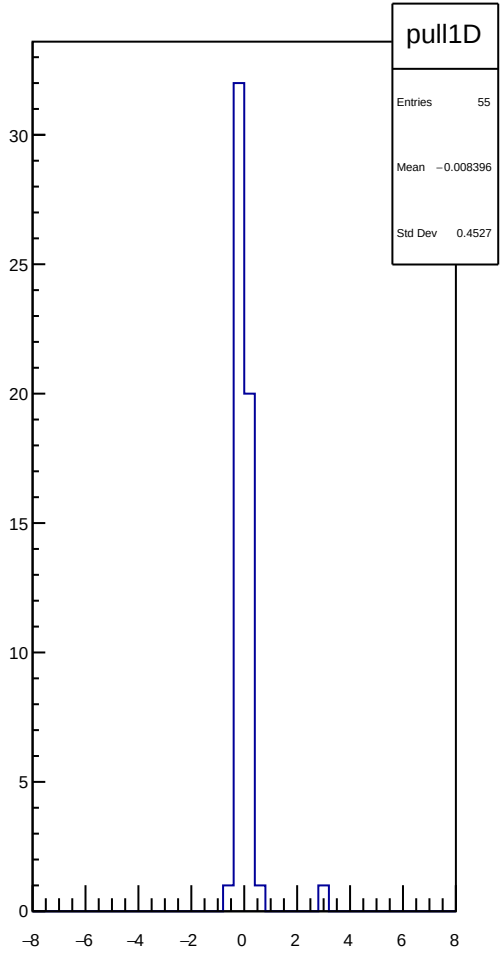
pull1D
Entries 55
Mean −0.008396
Std Dev 0.4527

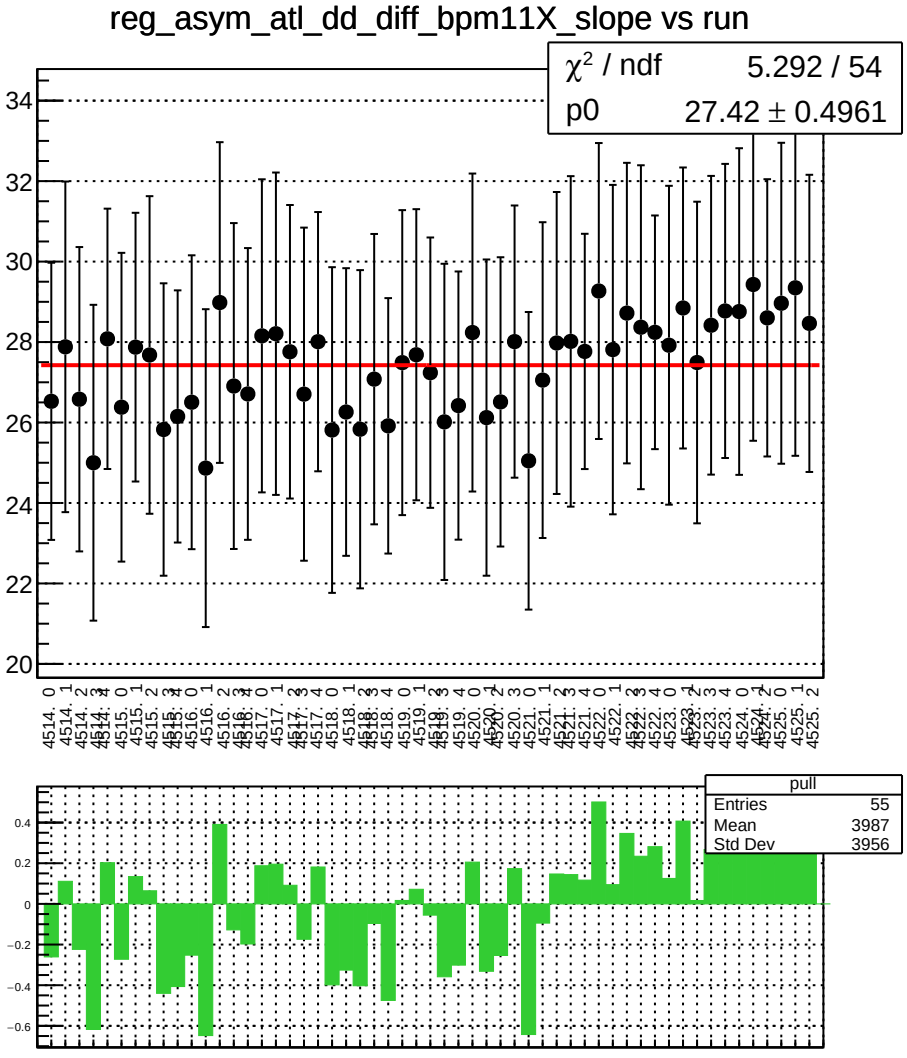
reg_asym_atl_dd_diff_bpm11X_slope vs run
χ^2 / ndf 5.292 / 54
p0 27.42 ± 0.4961
pull
Entries 55
Mean 3987
Std Dev 3956

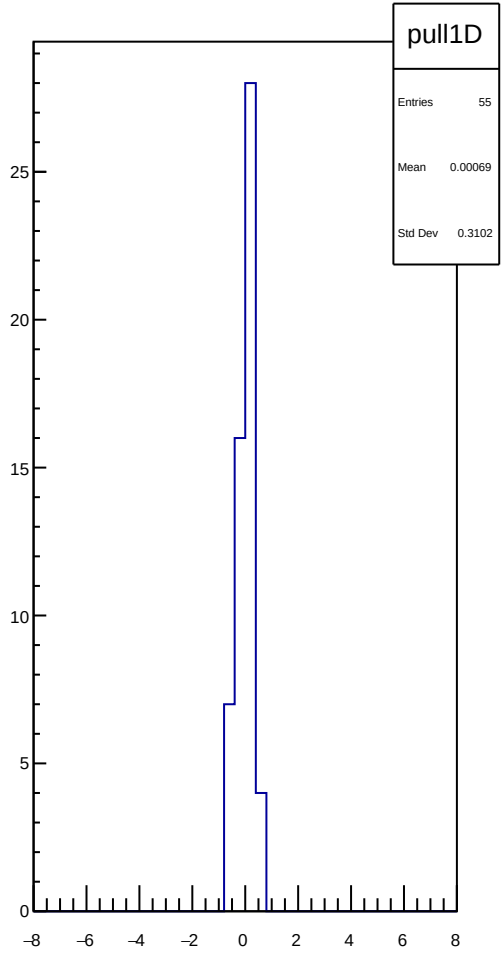
pull1D
Entries 55
Mean 0.00069
Std Dev 0.3102

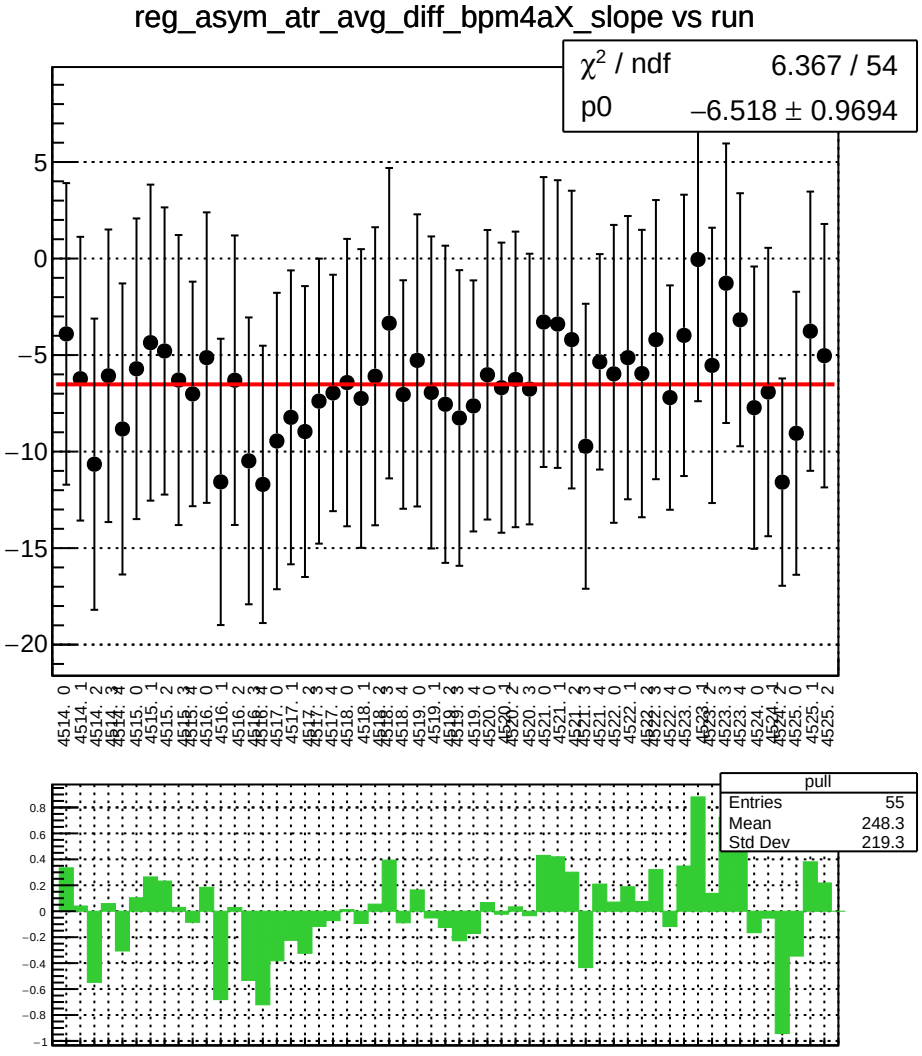
reg_asym_atr_avg_diff_bpm4aX_slope vs run
χ^2 / ndf 6.367 / 54
p0 −6.518 ± 0.9694
pull
Entries 55
Mean 248.3
Std Dev 219.3

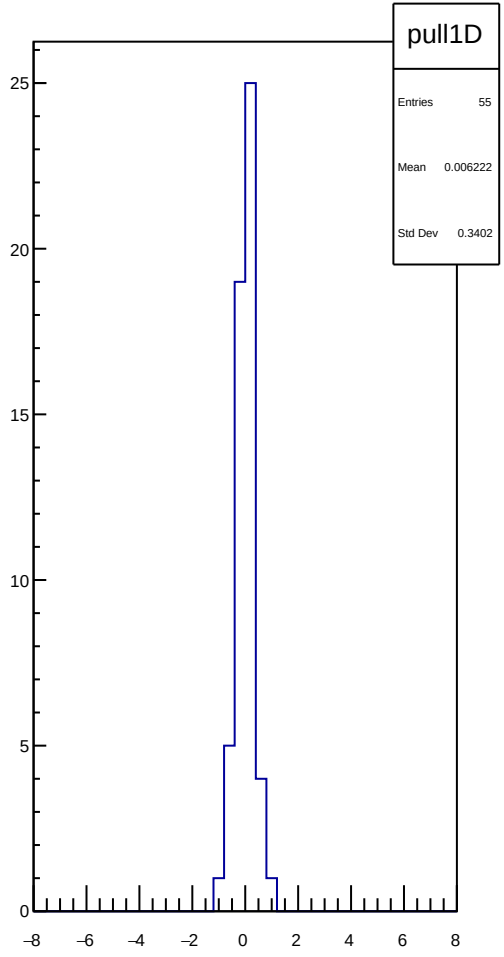
pull1D
Entries 55
Mean 0.006222
Std Dev 0.3402

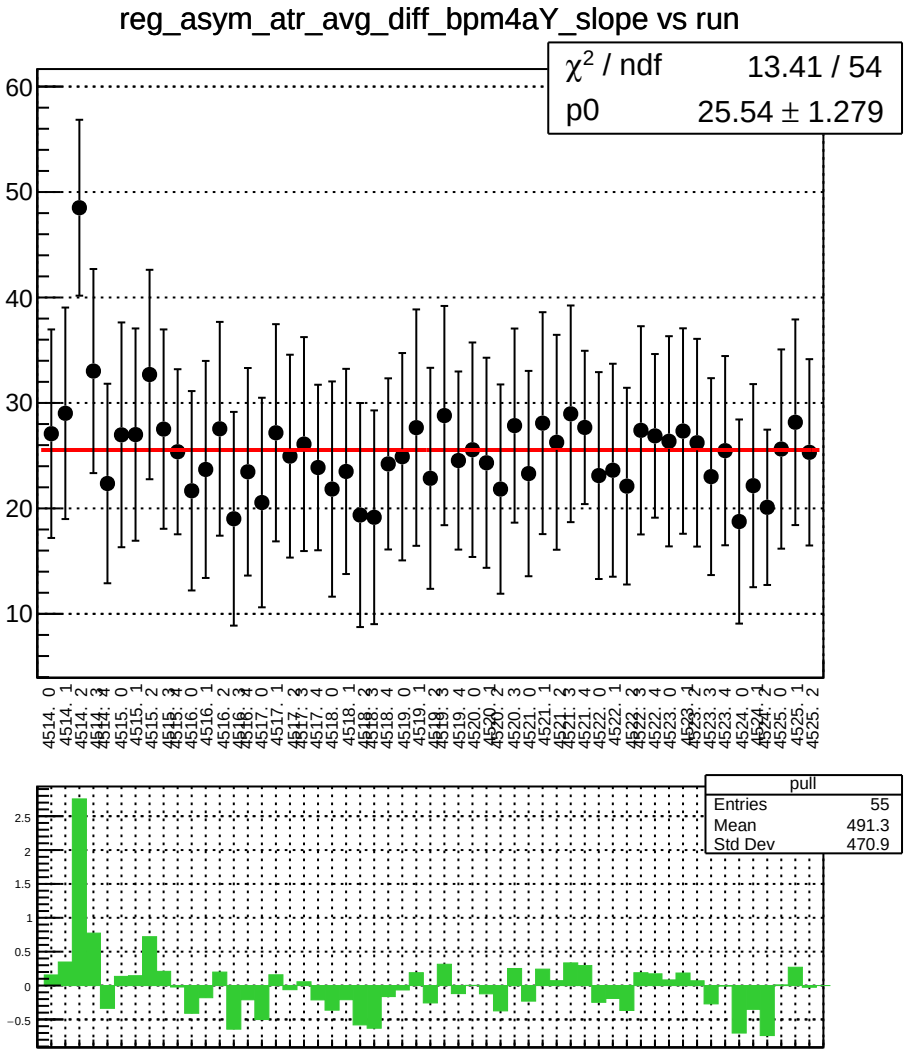
reg_asym_atr_avg_diff_bpm4aY_slope vs run
χ2 / ndf 13.41 / 54
p0 25.54 ± 1.279
pull
Entries 55
Mean 491.3
Std Dev 470.9

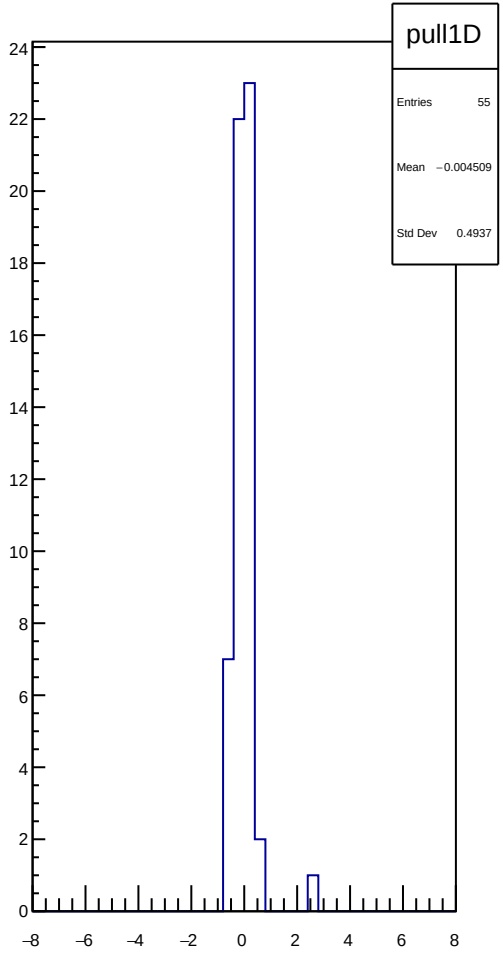
pull1D
Entries 55
Mean −0.004509
Std Dev 0.4937

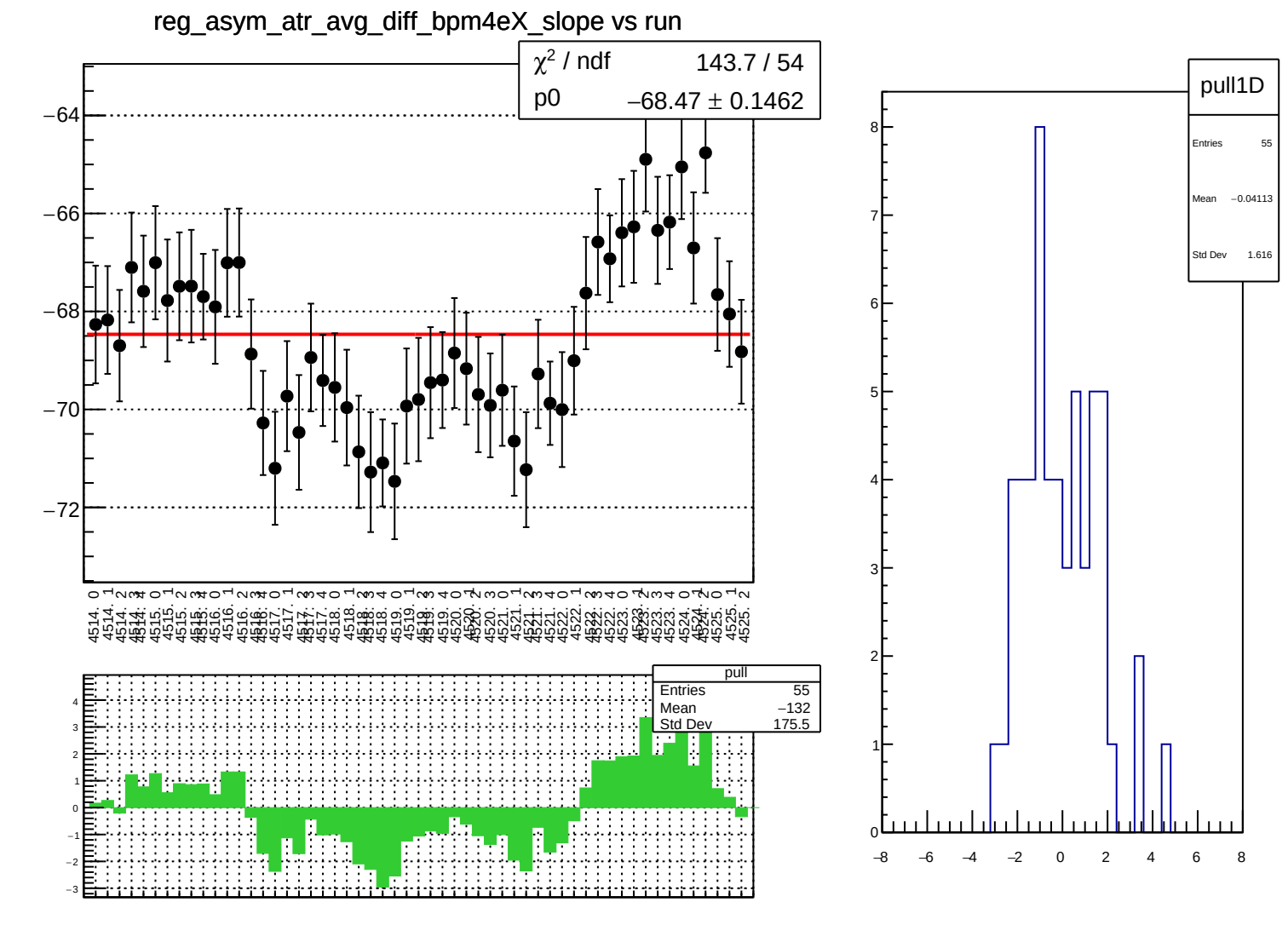
reg_asym_atr_avg_diff_bpm4eX_slope vs run
χ² / ndf 143.7 / 54
p0 −68.47 ± 0.1462
pull
Entries 55
Mean −132
Std Dev 175.5
pull1D
Entries 55
Mean −0.04113
Std Dev 1.616

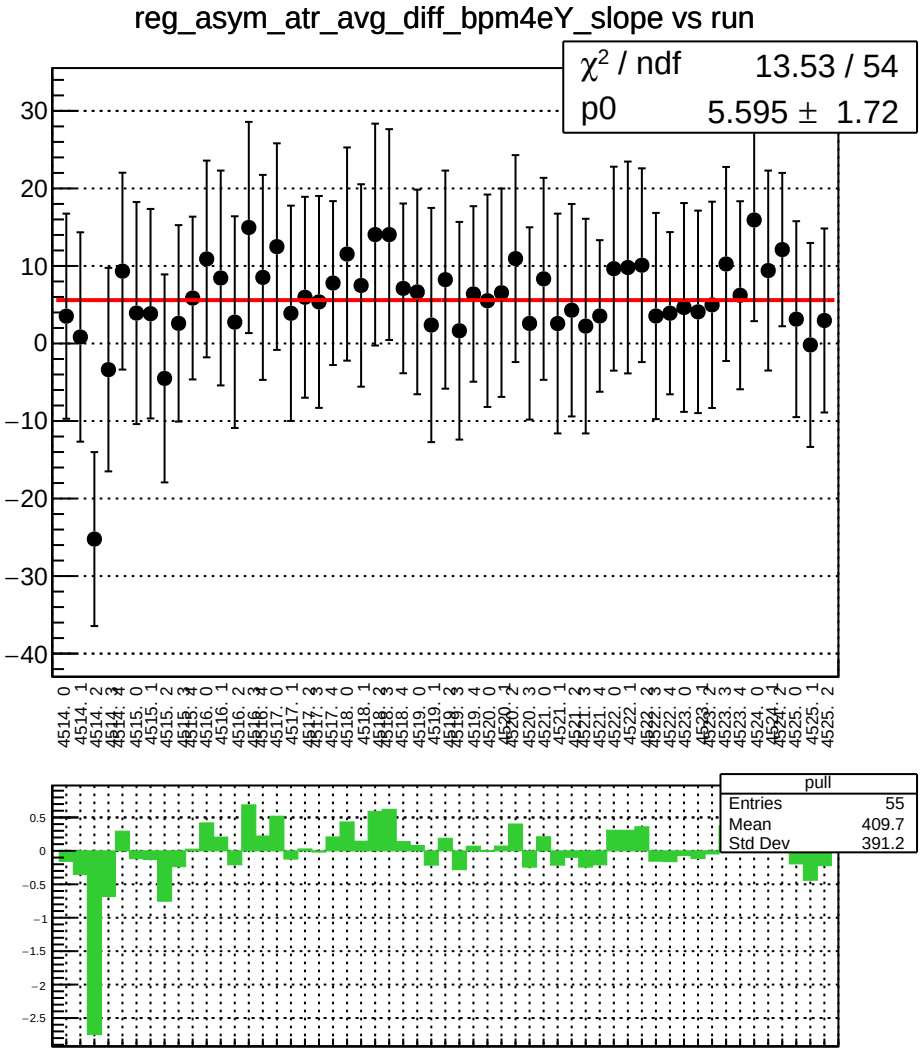
reg_asym_atr_avg_diff_bpm4eY_slope vs run
χ² / ndf 13.53 / 54
p0 5.595 ± 1.72
pull
Entries 55
Mean 409.7
Std Dev 391.2

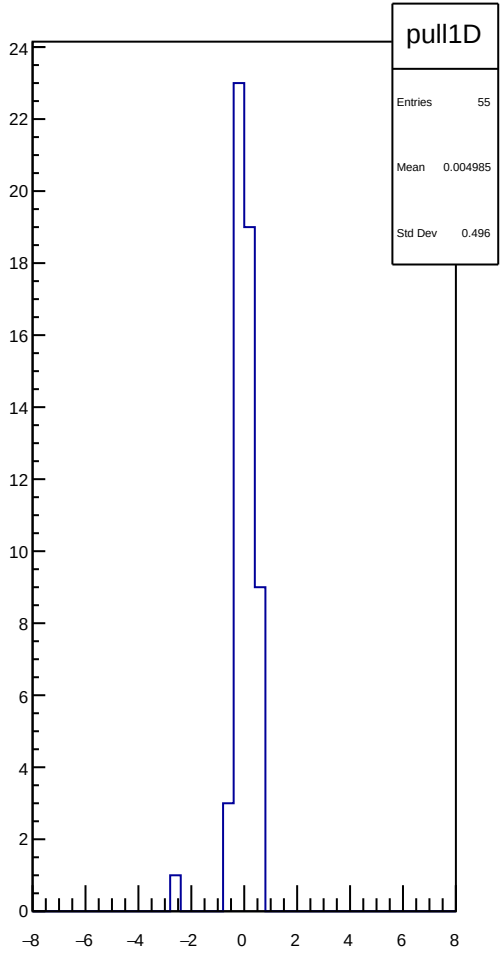
pull1D
Entries 55
Mean 0.004985
Std Dev 0.496

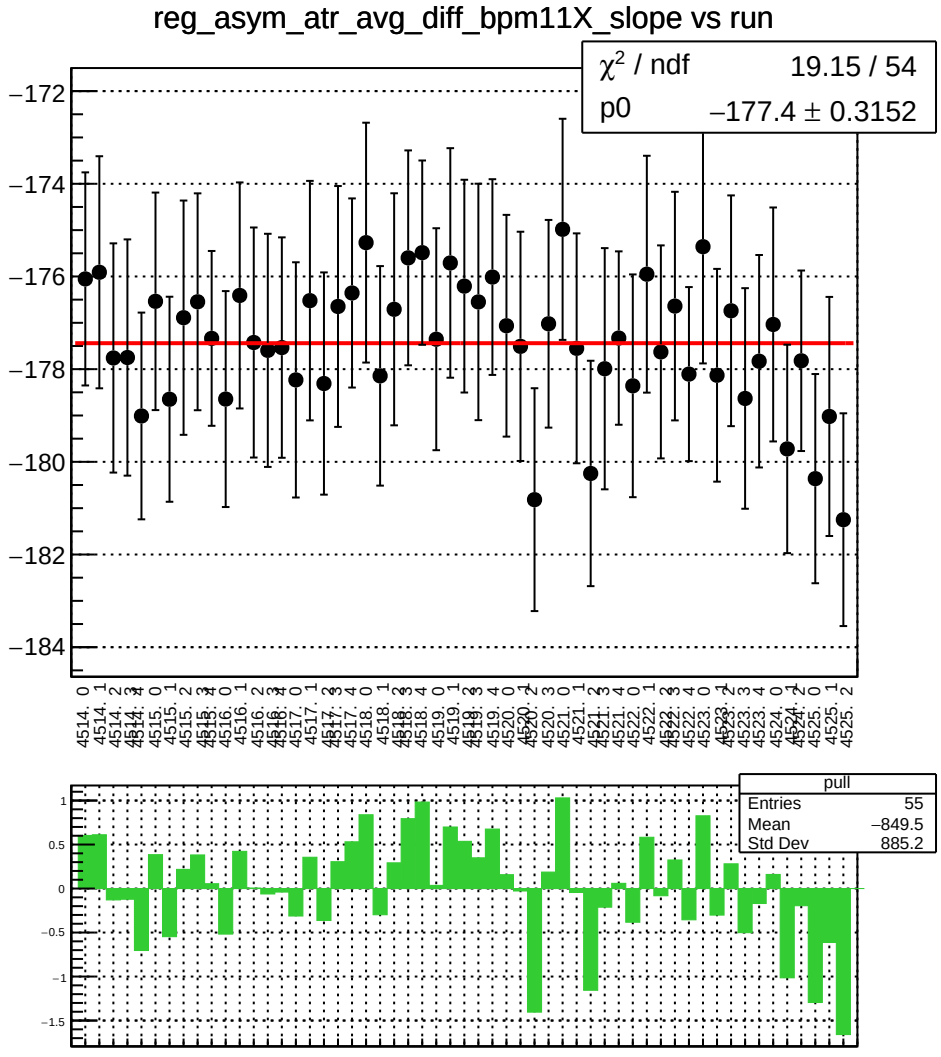
reg_asym_atr_avg_diff_bpm11X_slope vs run
χ² / ndf 19.15 / 54
p0 −177.4 ± 0.3152
pull
Entries 55
Mean −849.5
Std Dev 885.2

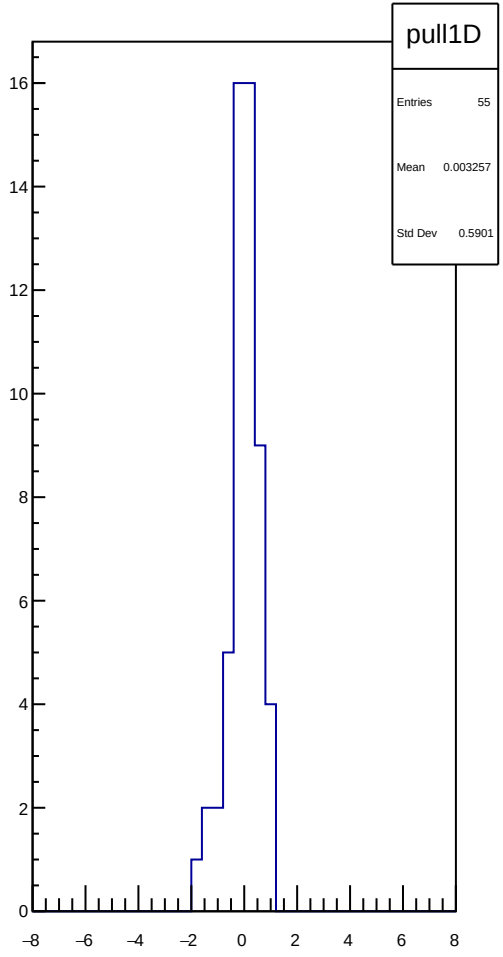
pull1D
Entries 55
Mean 0.003257
Std Dev 0.5901

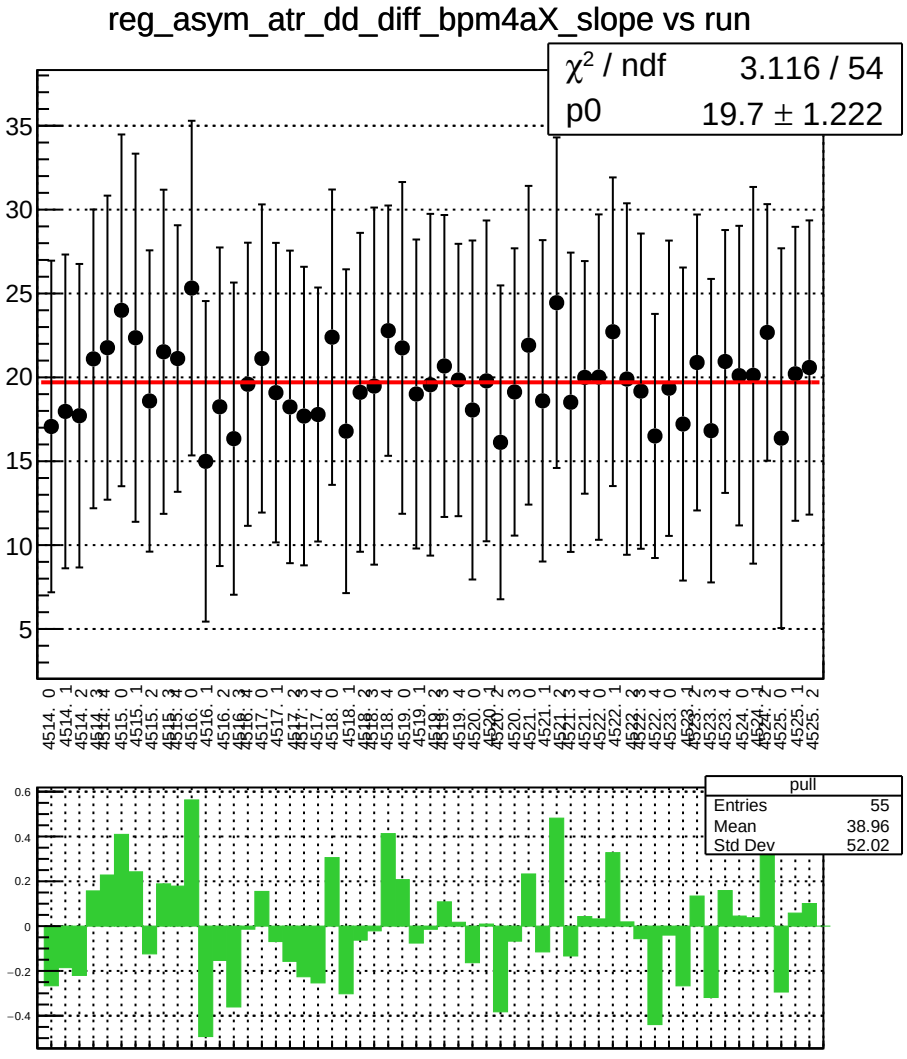
reg_asym_atr_dd_diff_bpm4aX_slope vs run
χ^2 / ndf 3.116 / 54
p0 19.7 ± 1.222
pull
Entries 55
Mean 38.96
Std Dev 52.02

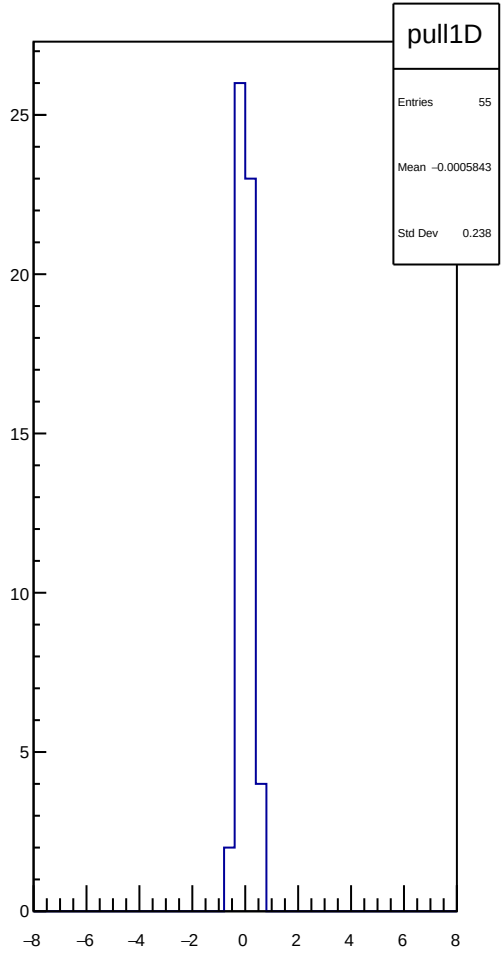
pull1D
Entries 55
Mean −0.0005843
Std Dev 0.238

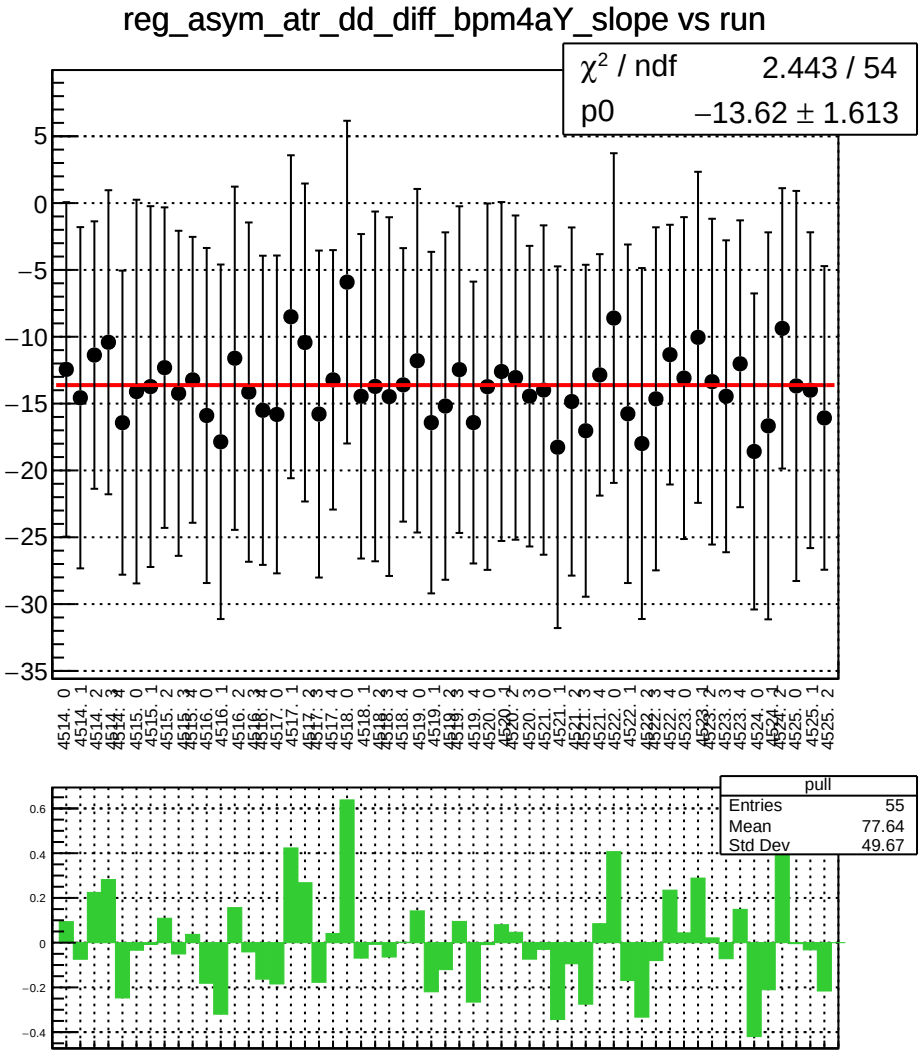
reg_asym_atr_dd_diff_bpm4aY_slope vs run
χ^2 / ndf 2.443 / 54
p0 −13.62 ± 1.613
pull
Entries 55
Mean 77.64
Std Dev 49.67

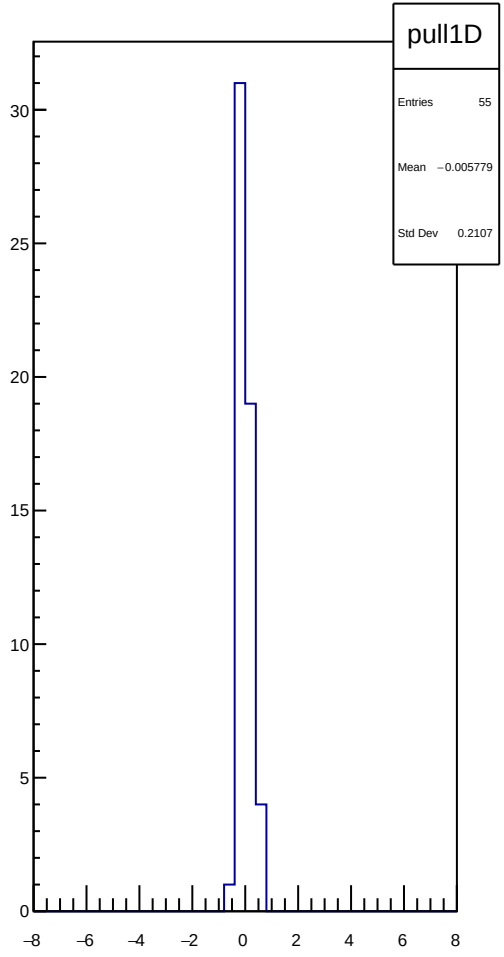
pull1D
Entries 55
Mean −0.005779
Std Dev 0.2107

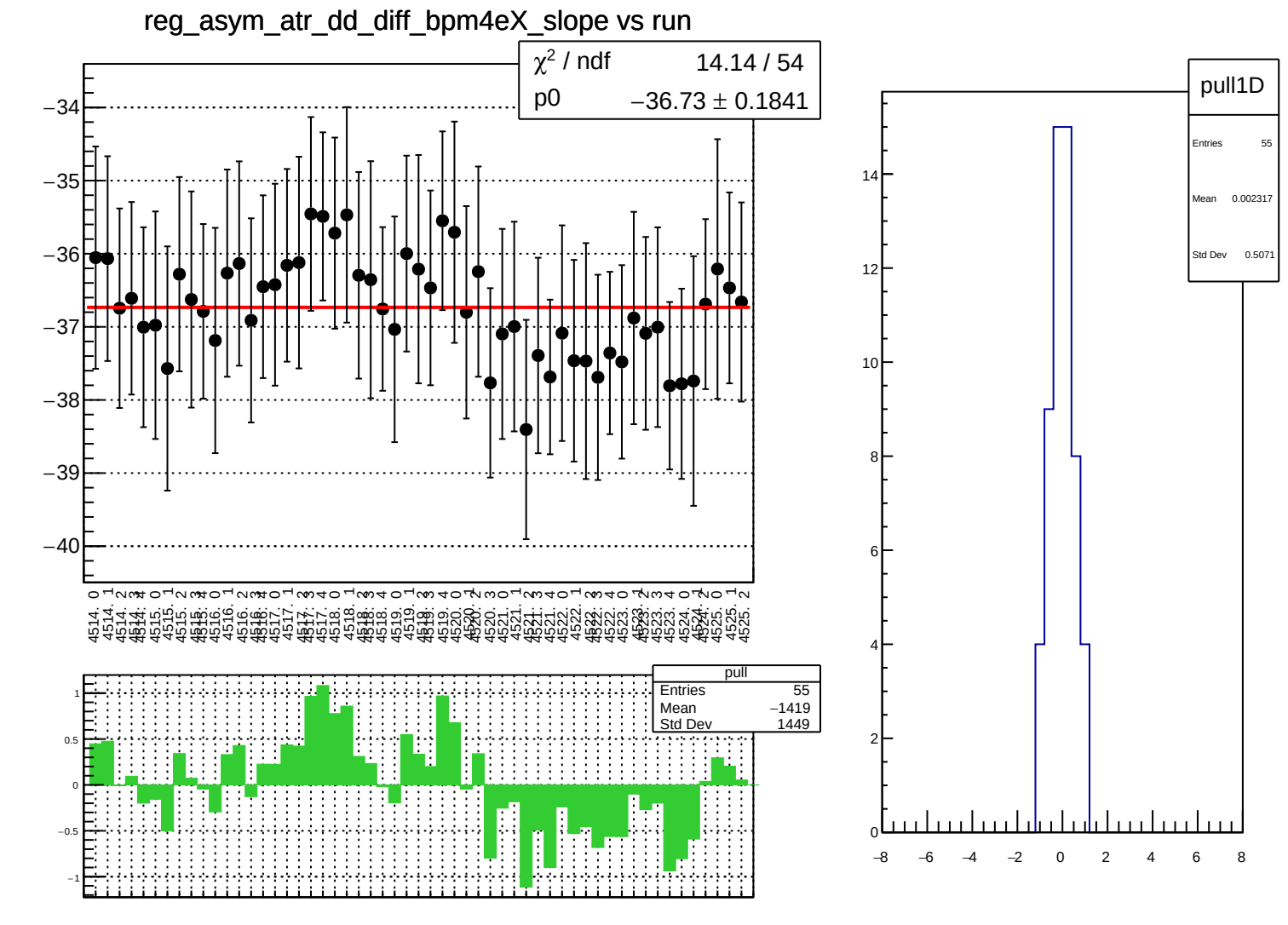
reg_asym_atr_dd_diff_bpm4eX_slope vs run
χ² / ndf 14.14 / 54
p0 −36.73 ± 0.1841
pull
Entries 55
Mean −1419
Std Dev 1449
pull1D
Entries 55
Mean 0.002317
Std Dev 0.5071

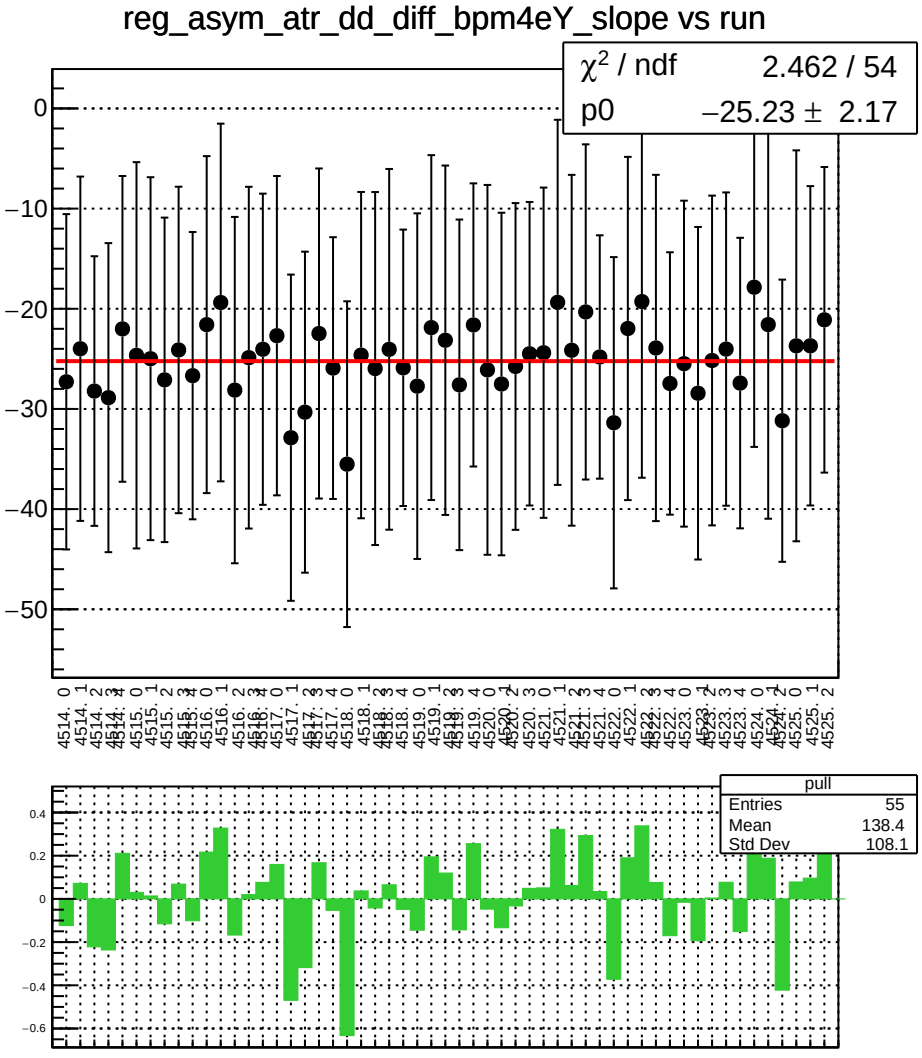
reg_asym_atr_dd_diff_bpm4eY_slope vs run
χ^2 / ndf 2.462 / 54
p0 −25.23 ± 2.17
pull
Entries 55
Mean 138.4
Std Dev 108.1

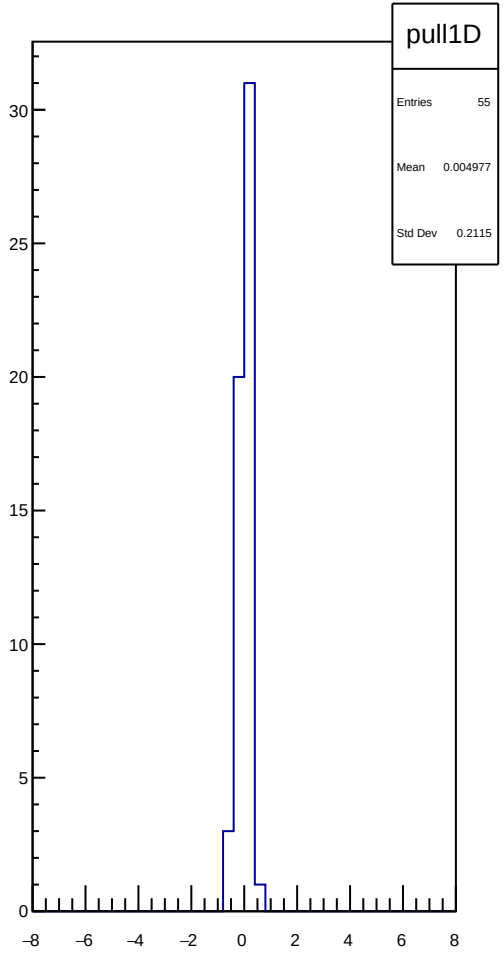
pull1D
Entries 55
Mean 0.004977
Std Dev 0.2115

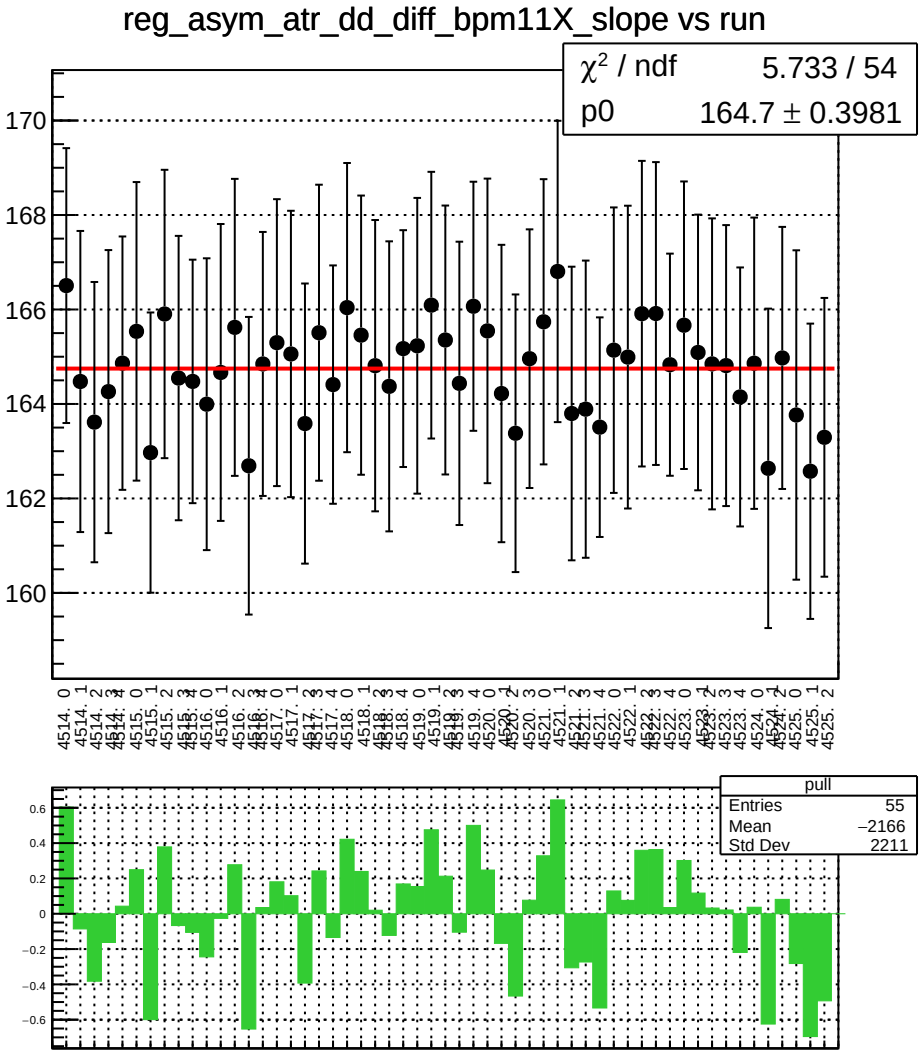
reg_asym_atr_dd_diff_bpm11X_slope vs run
χ^2 / ndf 5.733 / 54
p0 164.7 ± 0.3981
170
168
166
164
162
160
pull
Entries 55
Mean −2166
Std Dev 2211
0.6
0.4
0.2
0
−0.2
−0.4
−0.6

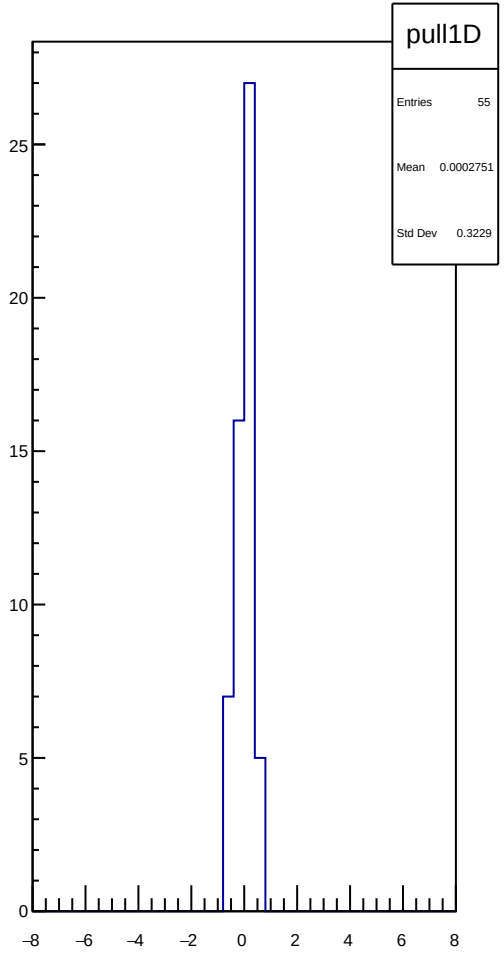
pull1D
Entries 55
Mean 0.0002751
Std Dev 0.3229
25
20
15
10
5
0
−8
−6
−4
−2
0
2
4
6
8

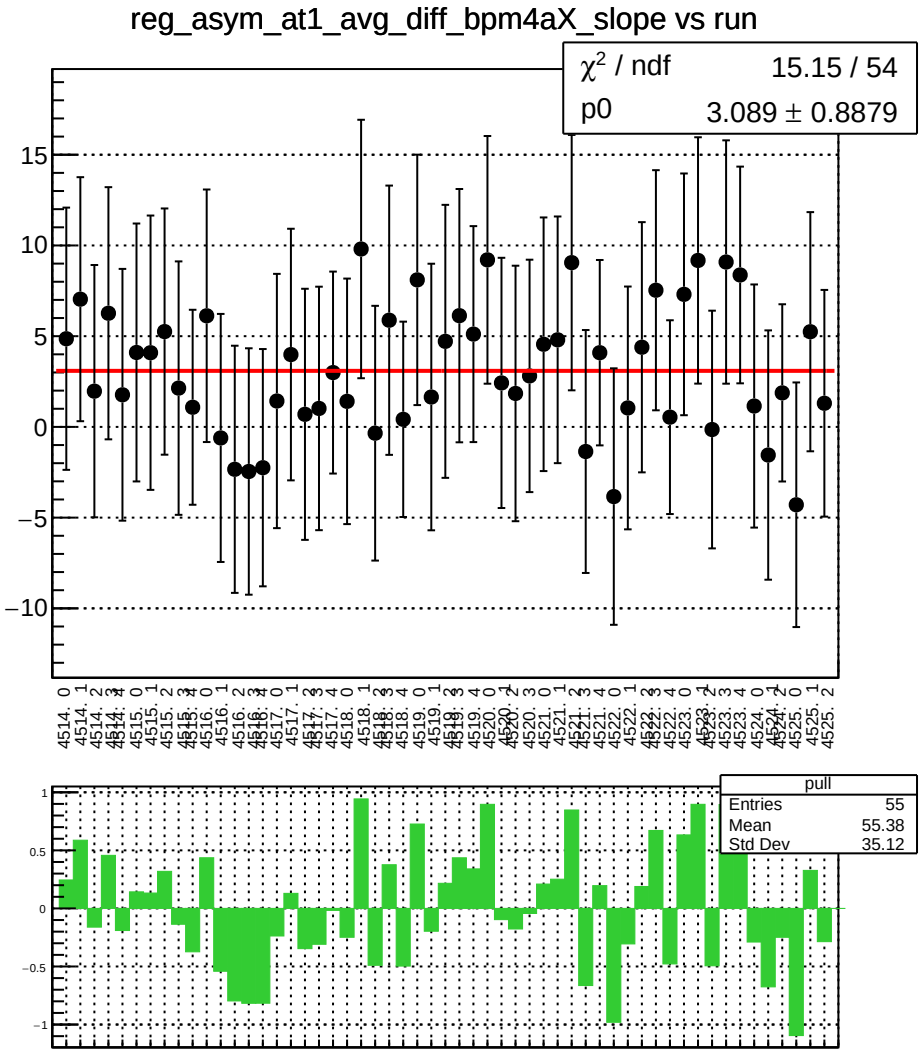
reg_asym_at1_avg_diff_bpm4aX_slope vs run
χ² / ndf 15.15 / 54
p0 3.089 ± 0.8879
pull
Entries 55
Mean 55.38
Std Dev 35.12

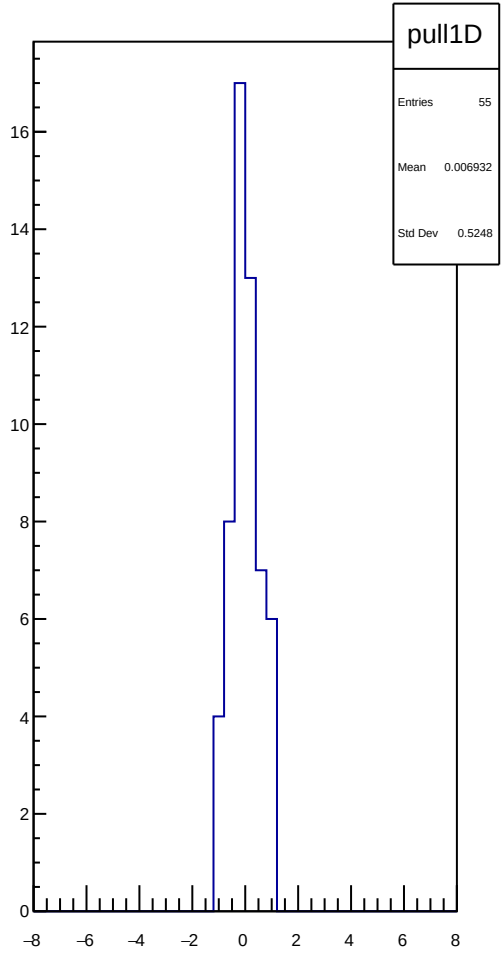
pull1D
Entries 55
Mean 0.006932
Std Dev 0.5248

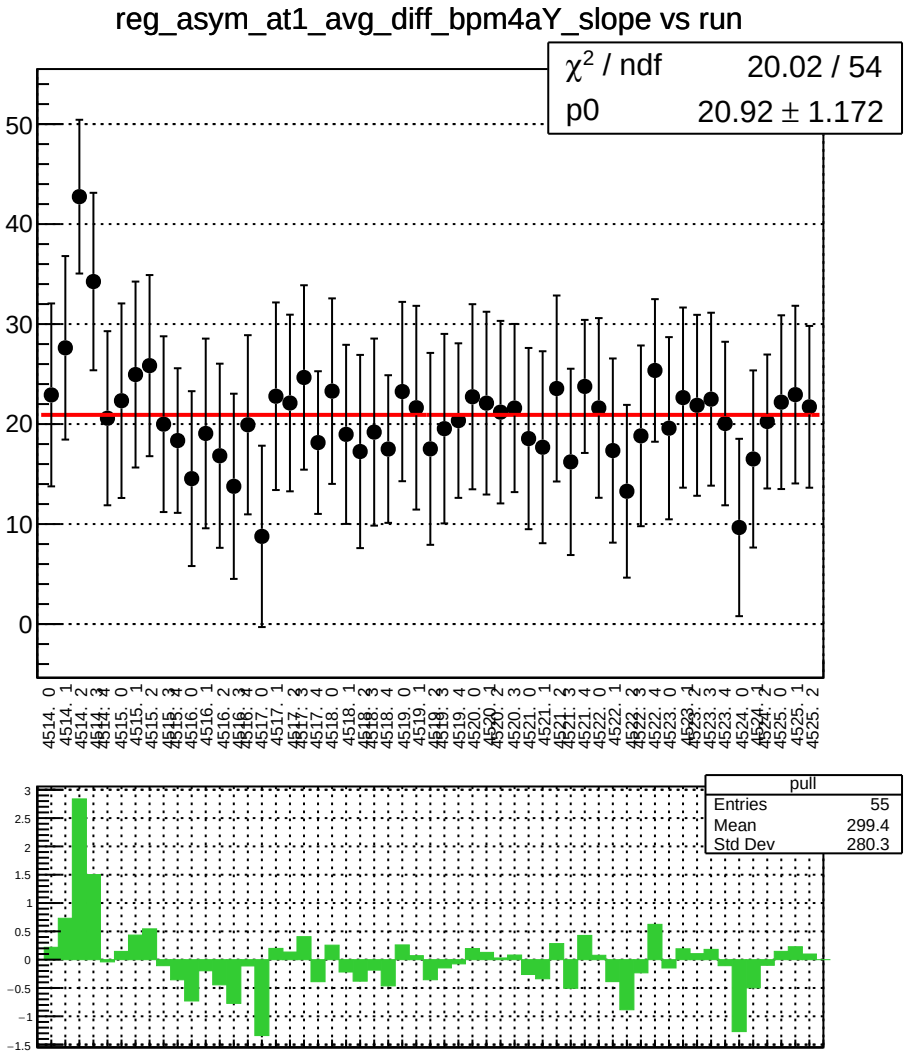
reg_asym_at1_avg_diff_bpm4aY_slope vs run
χ^2 / ndf 20.02 / 54
p0 20.92 ± 1.172
pull
Entries 55
Mean 299.4
Std Dev 280.3

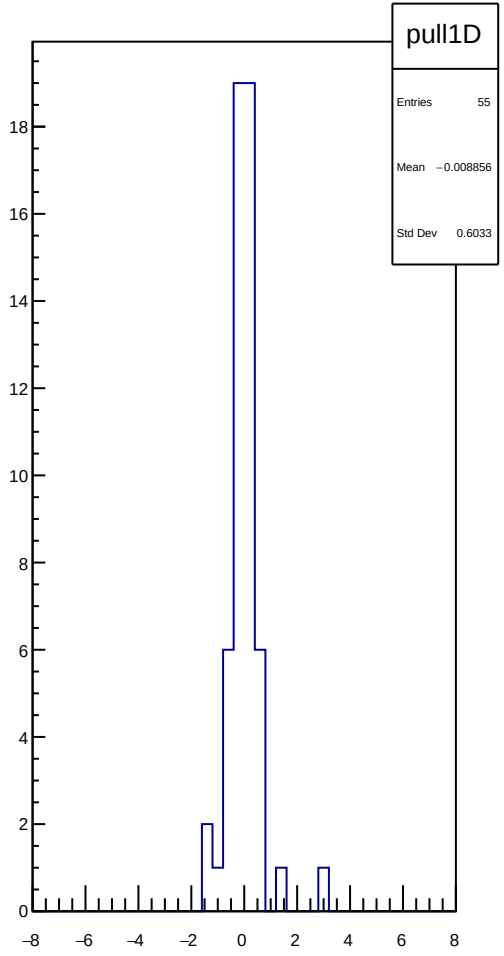
pull1D
Entries 55
Mean −0.008856
Std Dev 0.6033

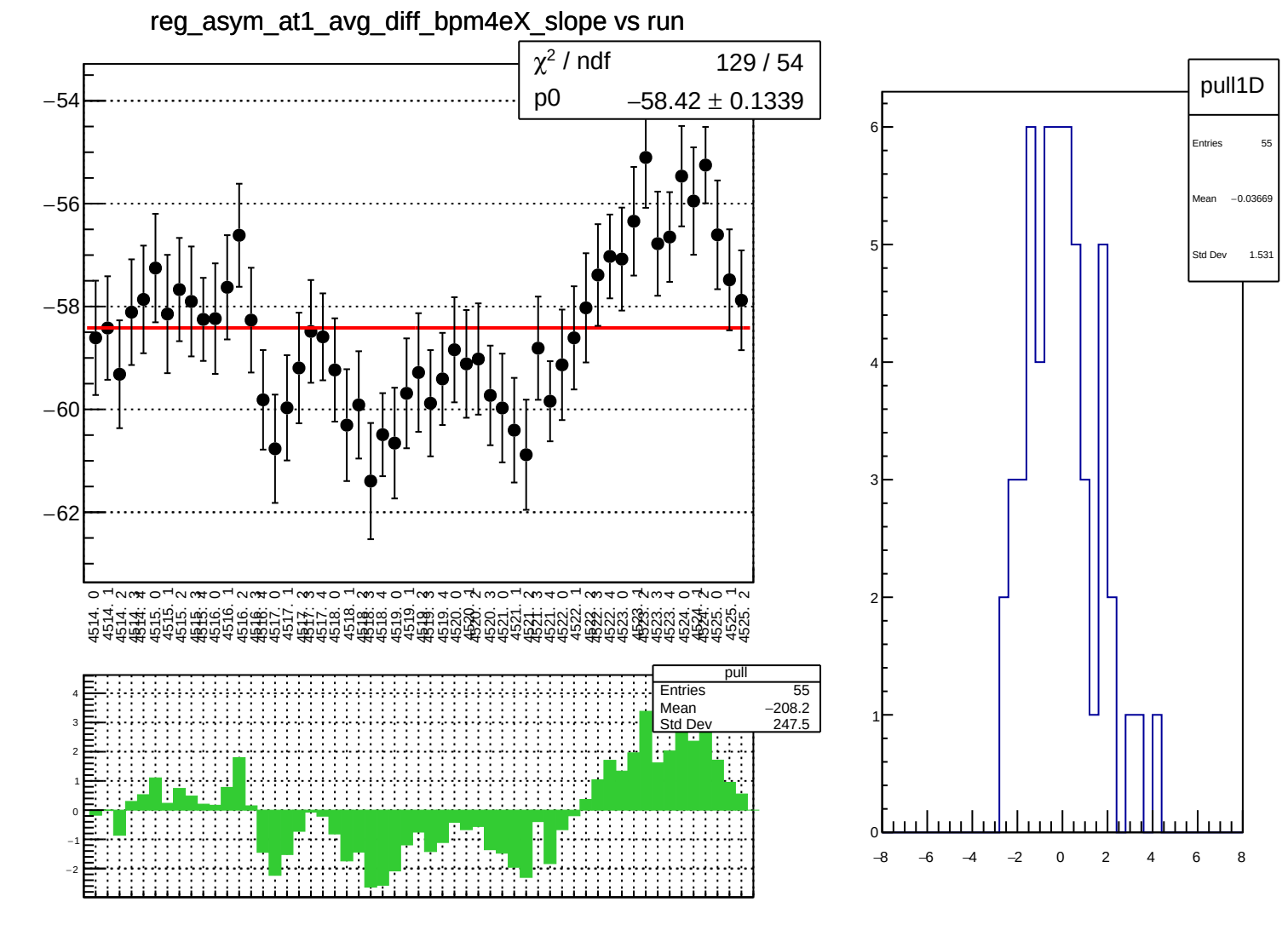
reg_asym_at1_avg_diff_bpm4eX_slope vs run
χ² / ndf 129 / 54
p0 −58.42 ± 0.1339
pull
Entries 55
Mean −208.2
Std Dev 247.5
pull1D
Entries 55
Mean −0.03669
Std Dev 1.531

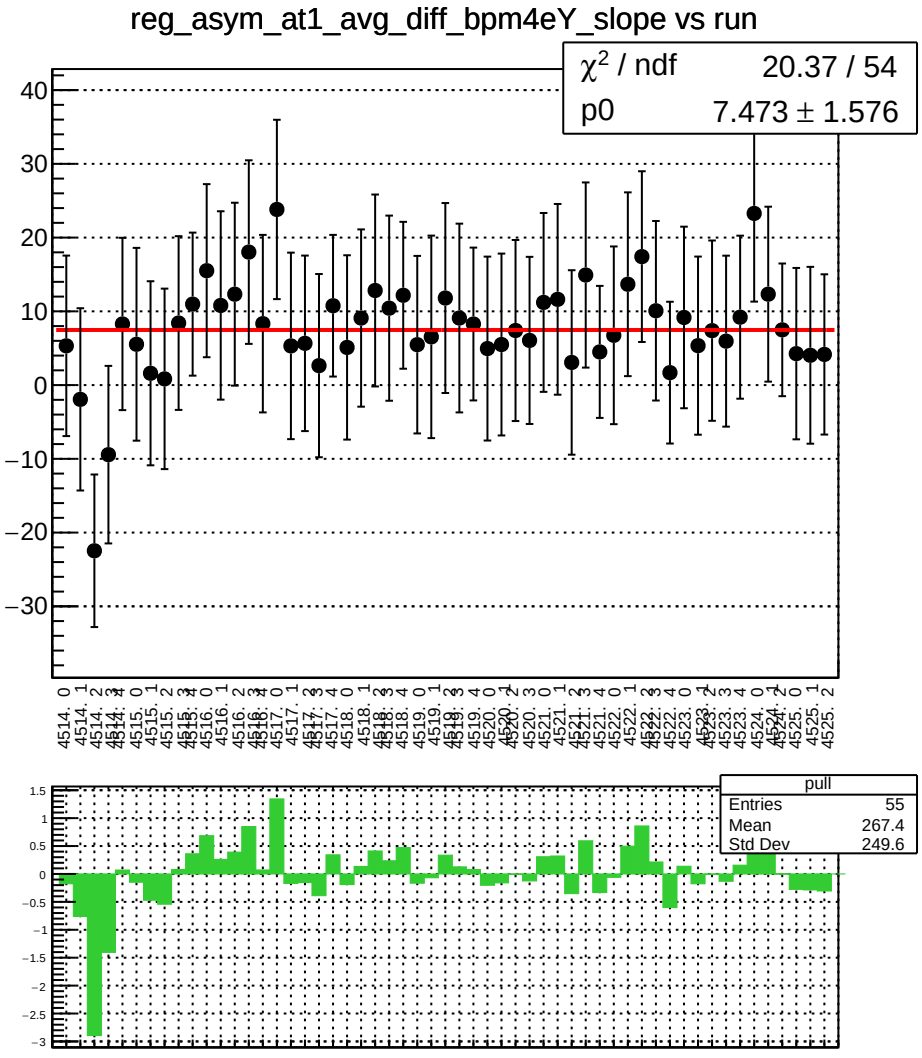
reg_asym_at1_avg_diff_bpm4eY_slope vs run
χ^2 / ndf 20.37 / 54
p0 7.473 ± 1.576
pull
Entries 55
Mean 267.4
Std Dev 249.6

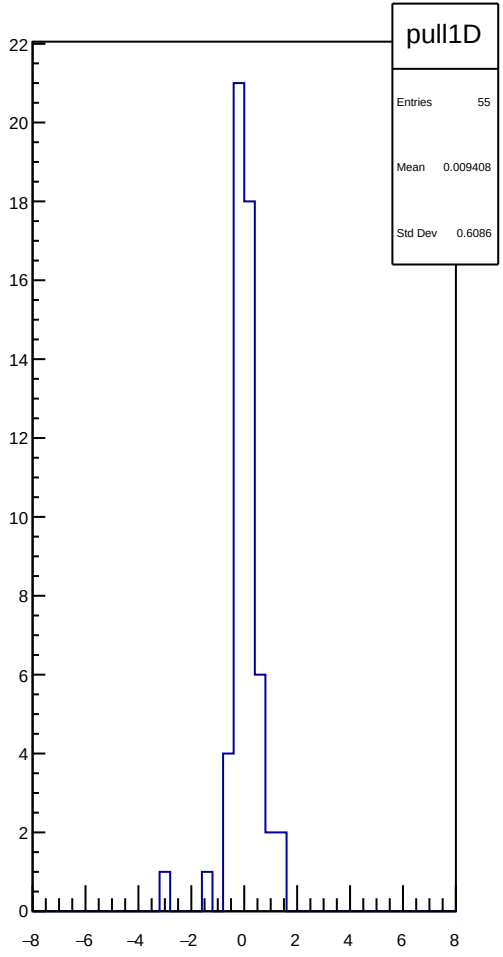
pull1D
Entries 55
Mean 0.009408
Std Dev 0.6086

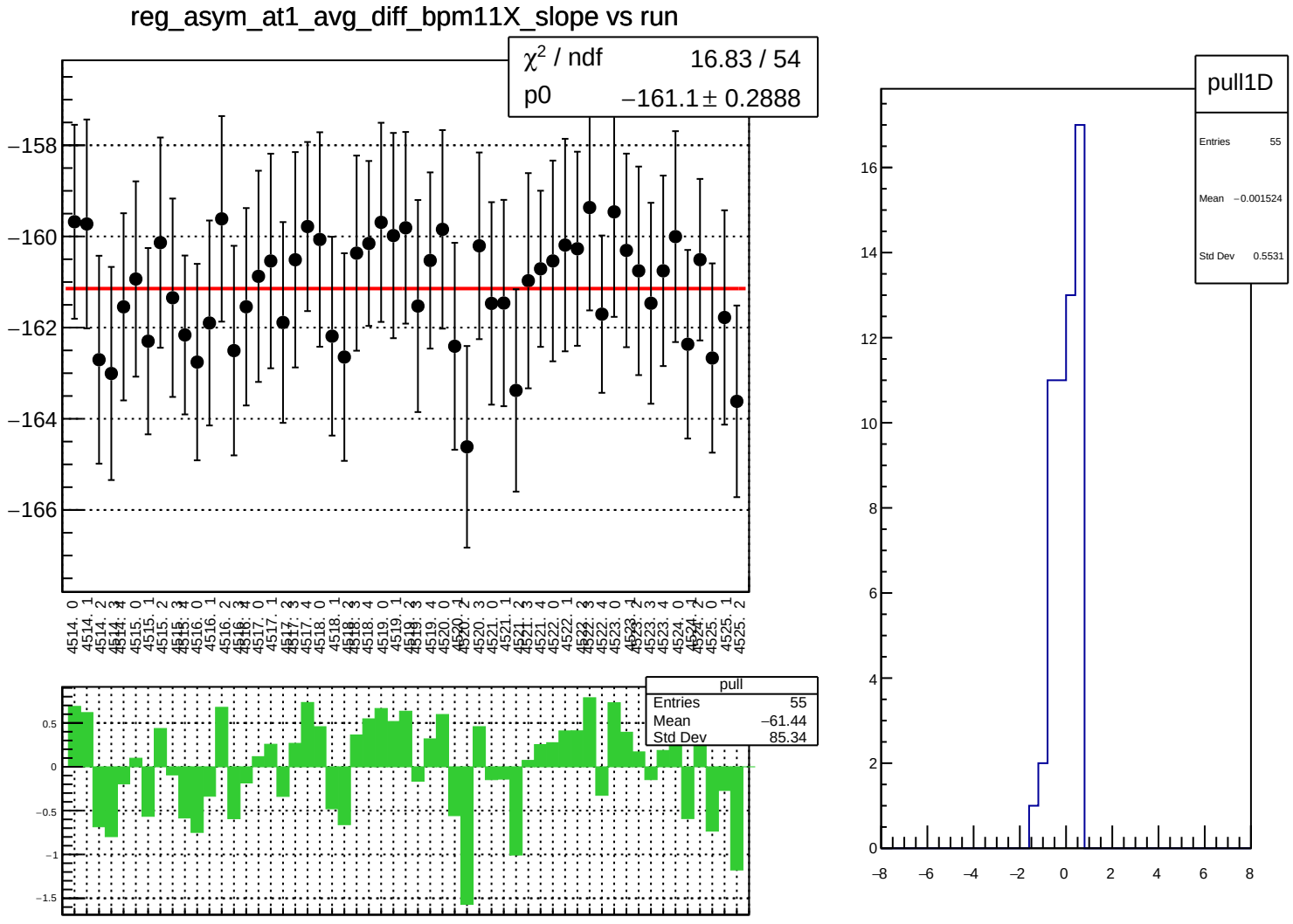
reg_asym_at1_avg_diff_bpm11X_slope vs run
χ² / ndf 16.83 / 54
p0 −161.1 ± 0.2888
pull
Entries 55
Mean −61.44
Std Dev 85.34
pull1D
Entries 55
Mean −0.001524
Std Dev 0.5531

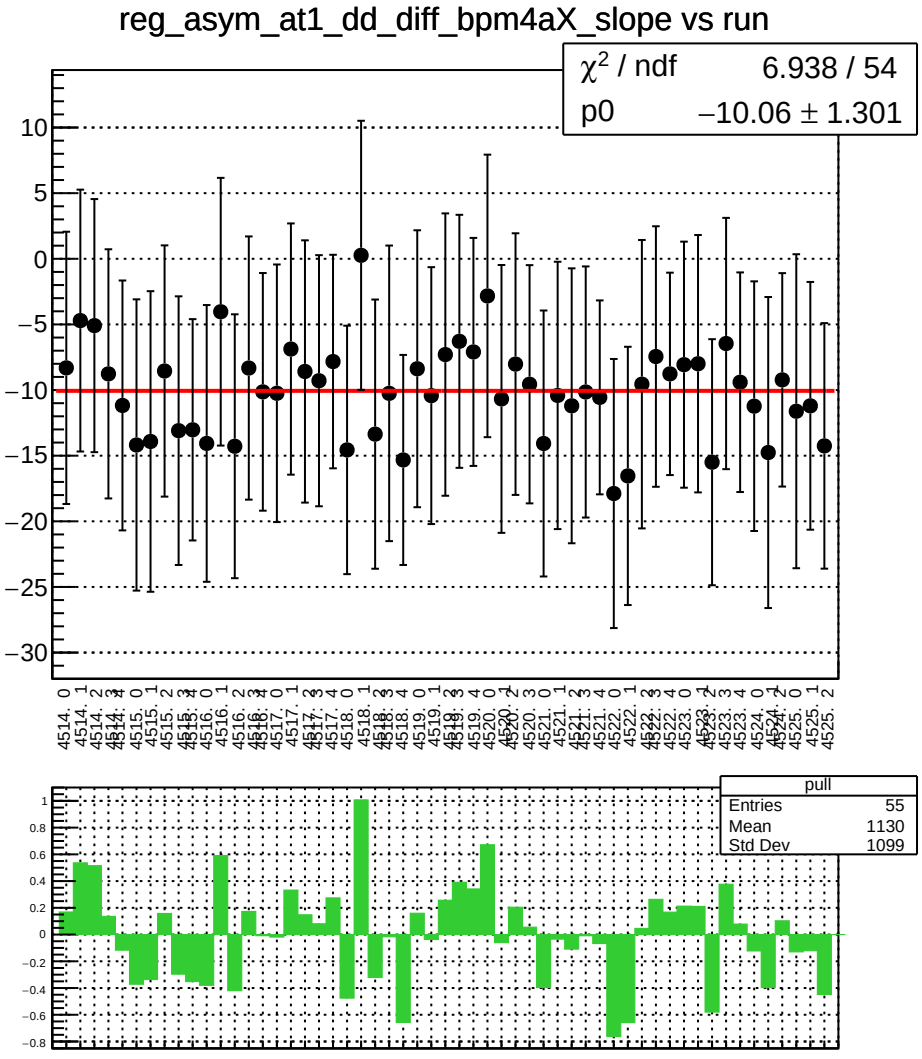
reg_asym_at1_dd_diff_bpm4aX_slope vs run
χ^2 / ndf 6.938 / 54
p0 −10.06 ± 1.301
pull
Entries 55
Mean 1130
Std Dev 1099

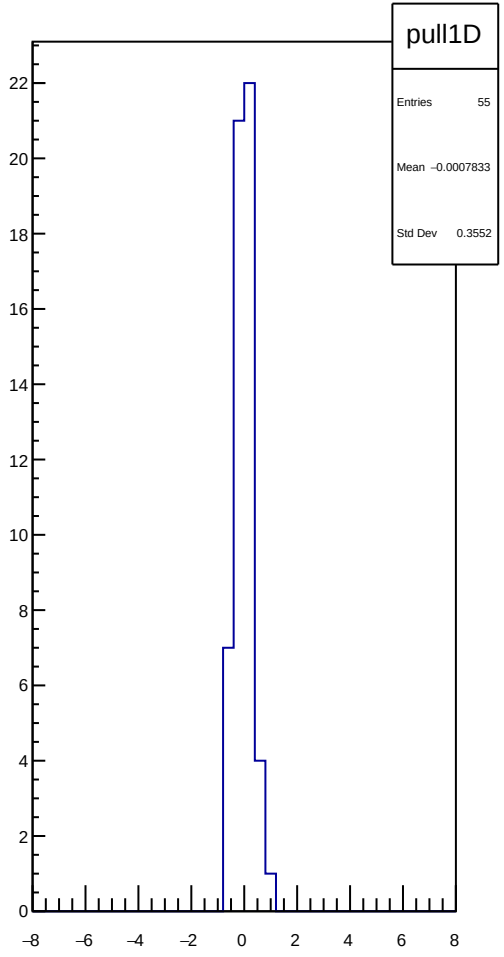
pull1D
Entries 55
Mean −0.0007833
Std Dev 0.3552

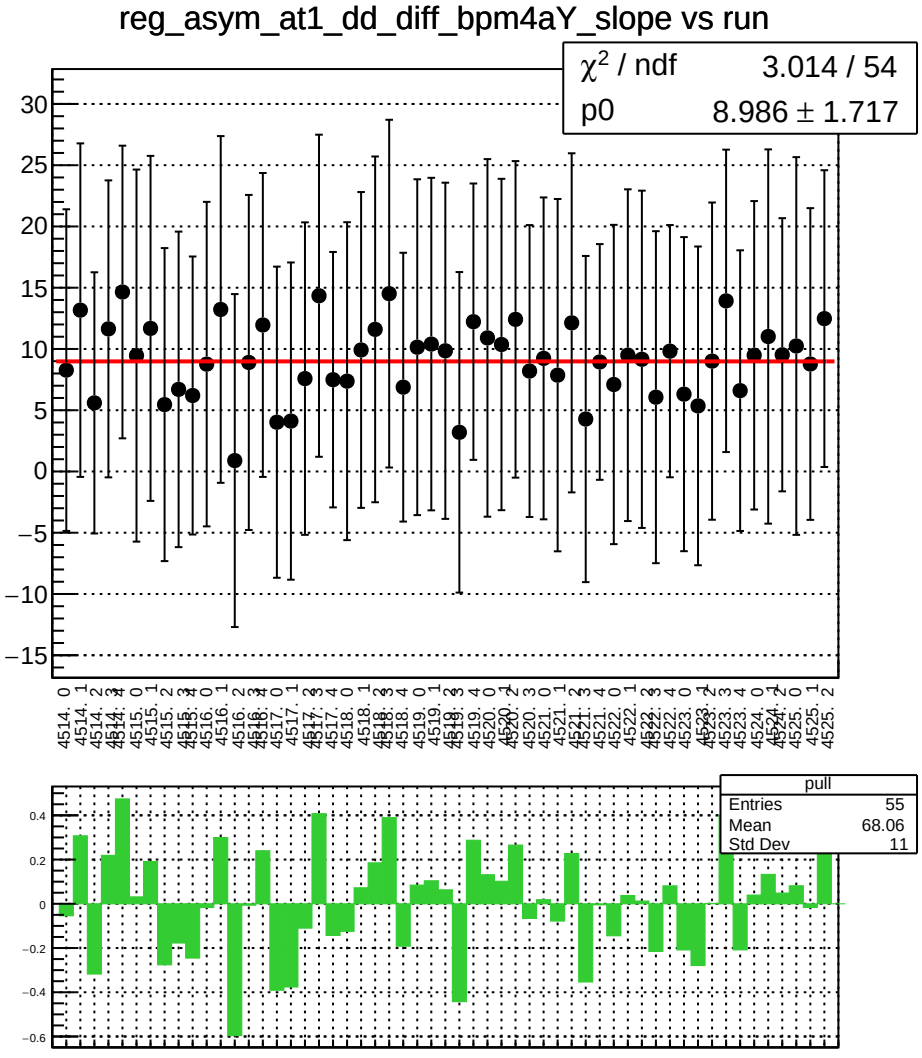
reg_asym_at1_dd_diff_bpm4aY_slope vs run
χ^2 / ndf 3.014 / 54
p0 8.986 ± 1.717
pull
Entries 55
Mean 68.06
Std Dev 11

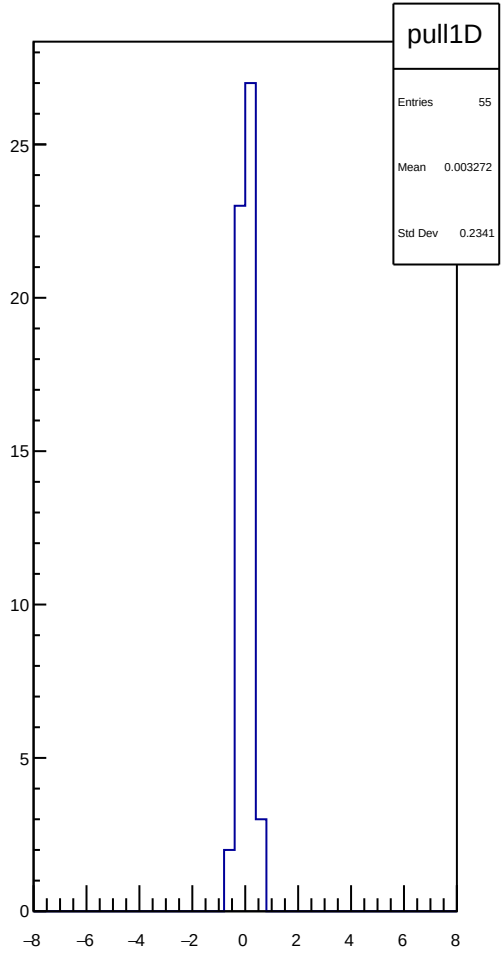
pull1D
Entries 55
Mean 0.003272
Std Dev 0.2341

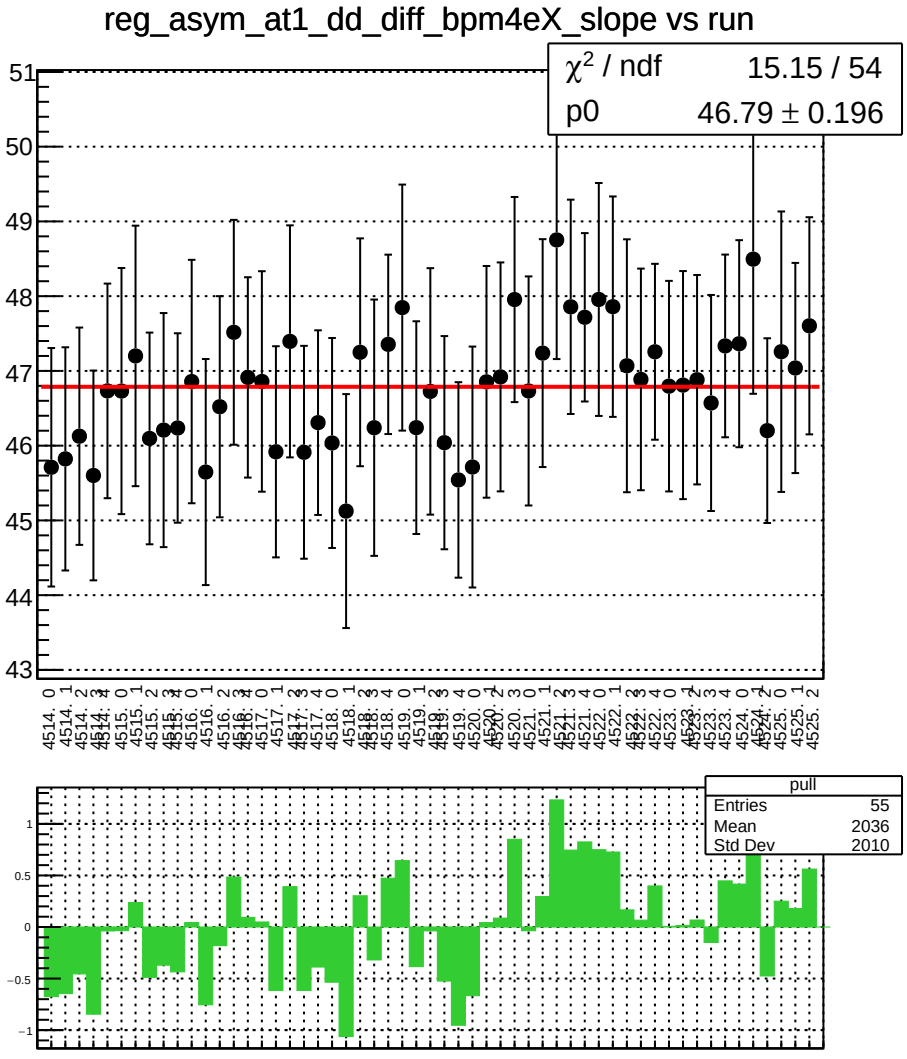
reg_asym_at1_dd_diff_bpm4eX_slope vs run
χ^2 / ndf 15.15 / 54
p0 46.79 ± 0.196
pull
Entries 55
Mean 2036
Std Dev 2010

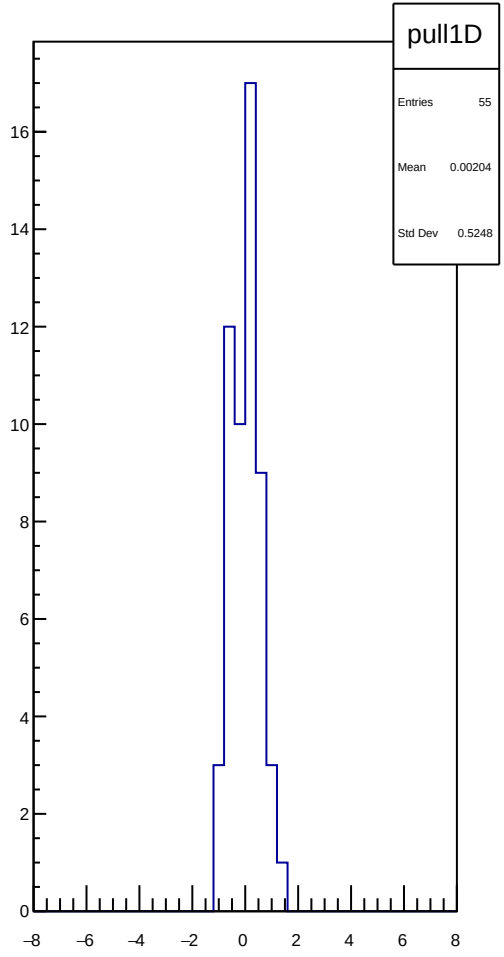
pull1D
Entries 55
Mean 0.00204
Std Dev 0.5248

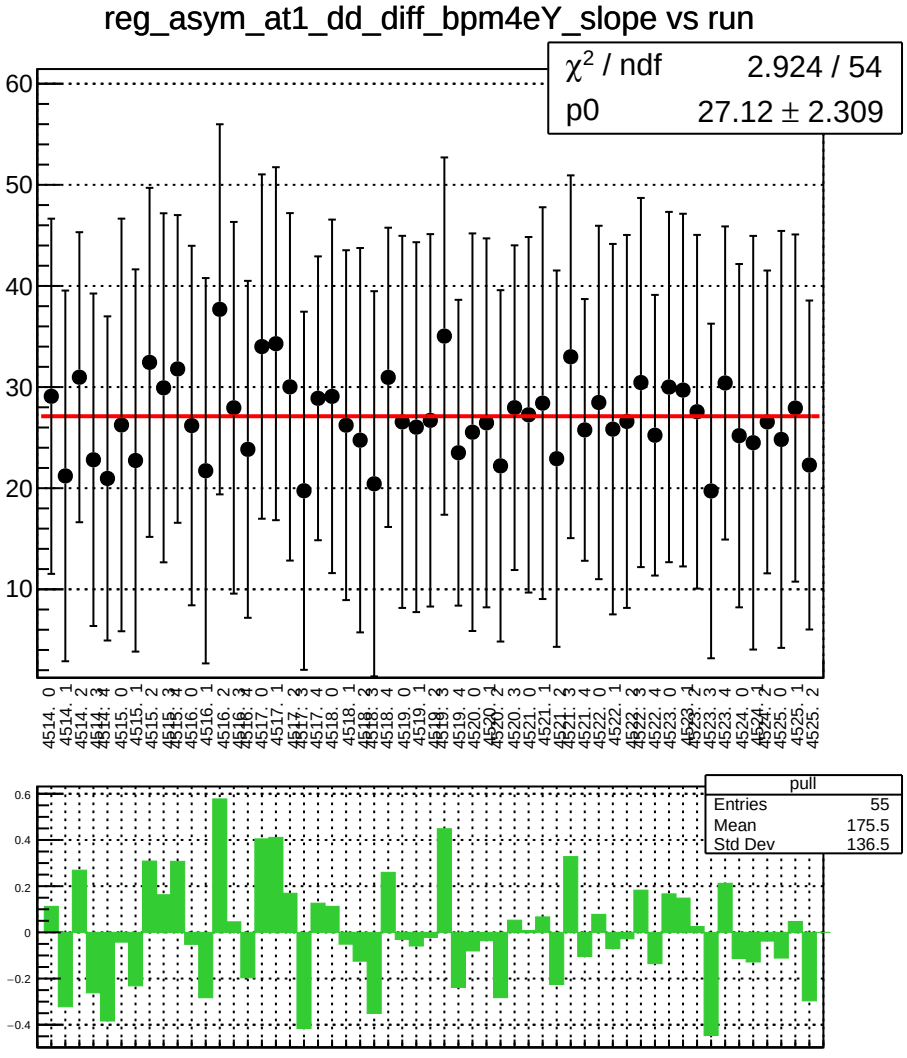
reg_asym_at1_dd_diff_bpm4eY_slope vs run
χ^2 / ndf 2.924 / 54
p0 27.12 ± 2.309
pull
Entries 55
Mean 175.5
Std Dev 136.5

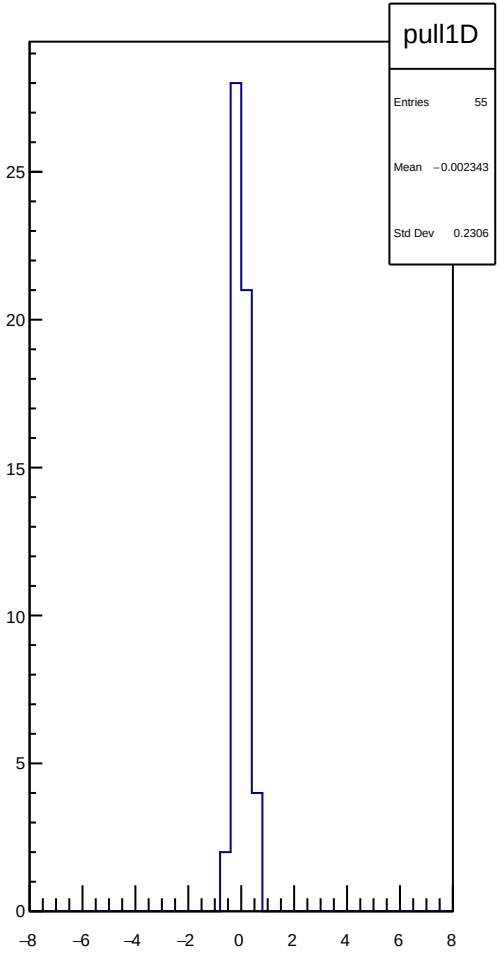
pull1D
Entries 55
Mean −0.002343
Std Dev 0.2306

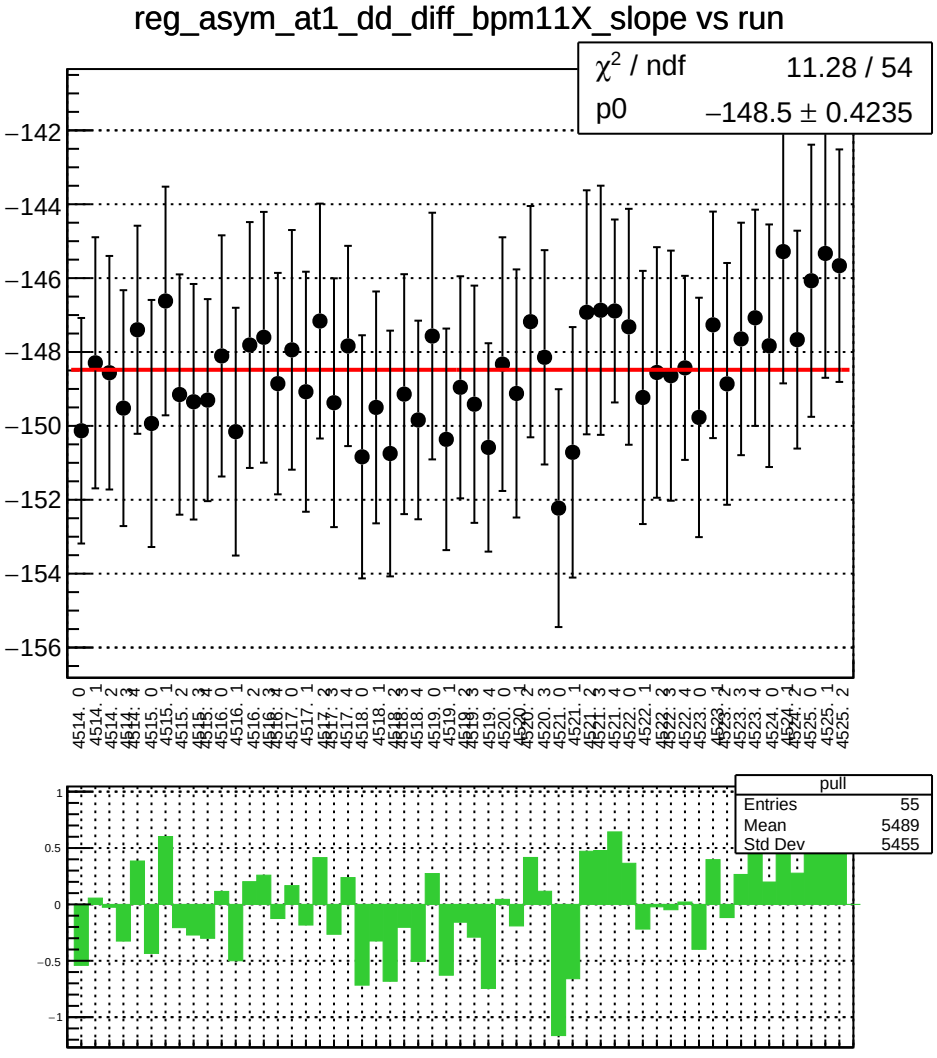
reg_asym_at1_dd_diff_bpm11X_slope vs run
χ^2 / ndf 11.28 / 54
p0 −148.5 ± 0.4235
pull
Entries 55
Mean 5489
Std Dev 5455

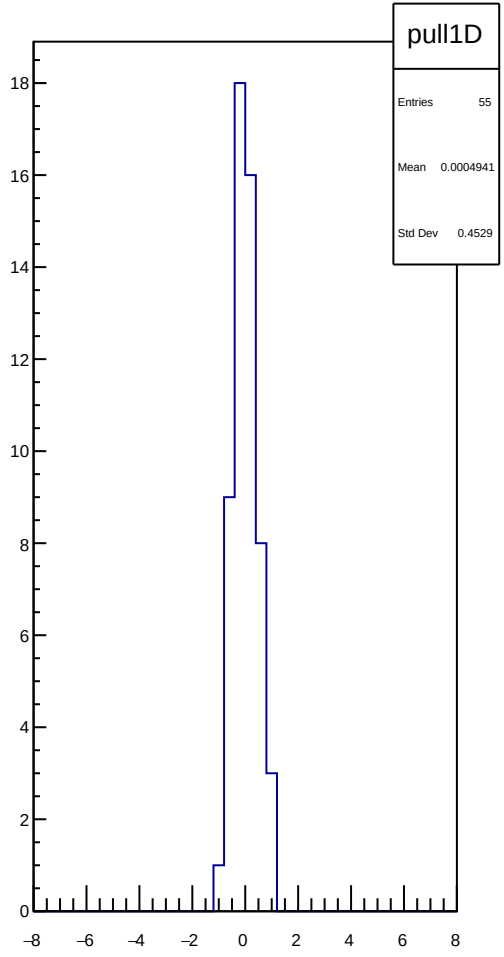
pull1D
Entries 55
Mean 0.0004941
Std Dev 0.4529

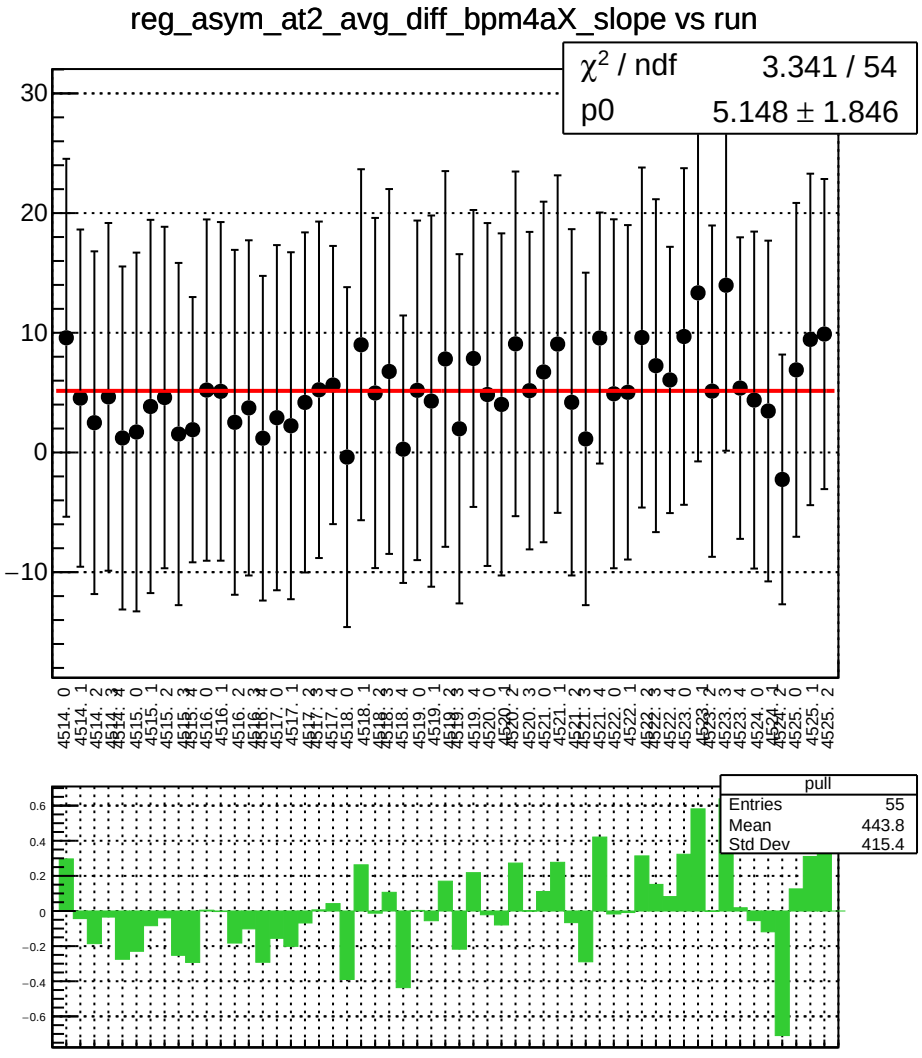
reg_asym_at2_avg_diff_bpm4aX_slope vs run
χ^2 / ndf 3.341 / 54
p0 5.148 ± 1.846
pull
Entries 55
Mean 443.8
Std Dev 415.4

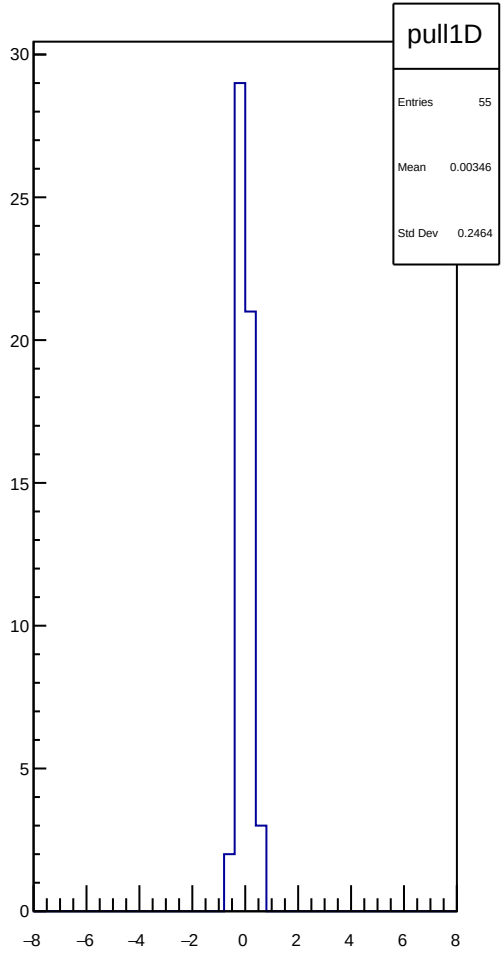
pull1D
Entries 55
Mean 0.00346
Std Dev 0.2464

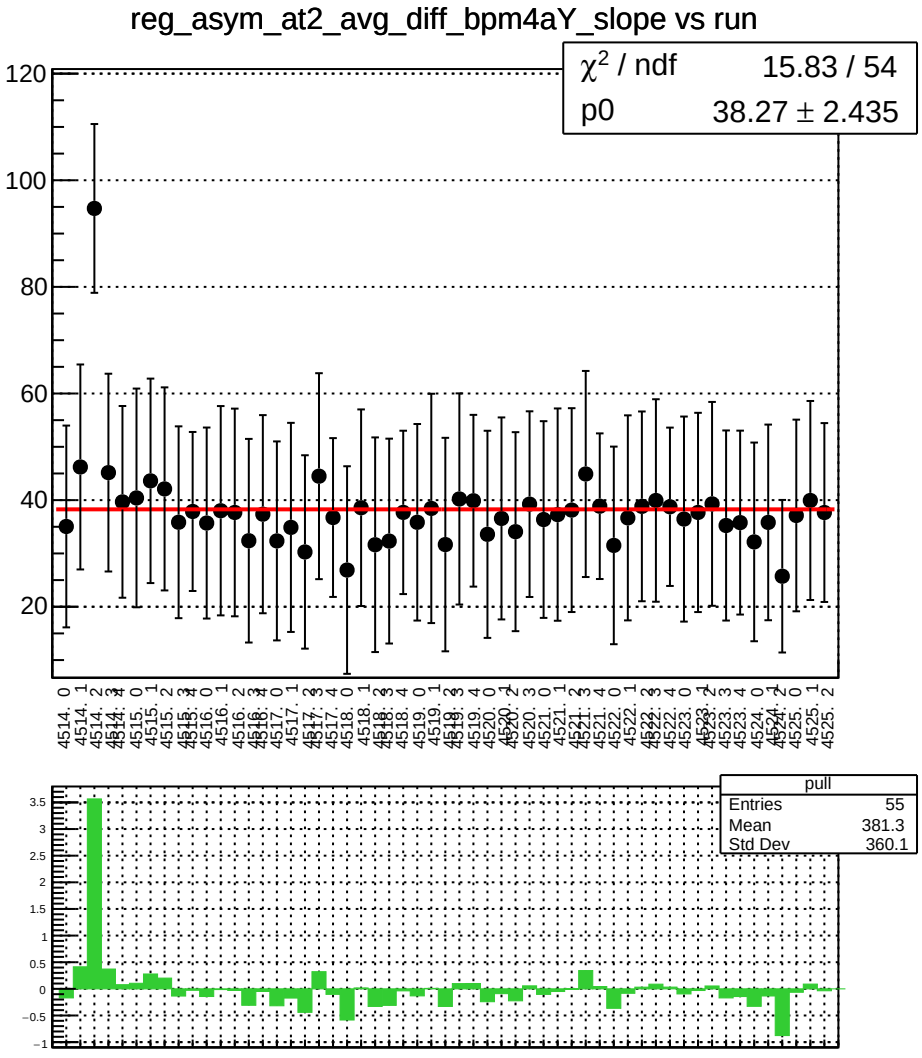
reg_asym_at2_avg_diff_bpm4aY_slope vs run
χ² / ndf 15.83 / 54
p0 38.27 ± 2.435
pull
Entries 55
Mean 381.3
Std Dev 360.1

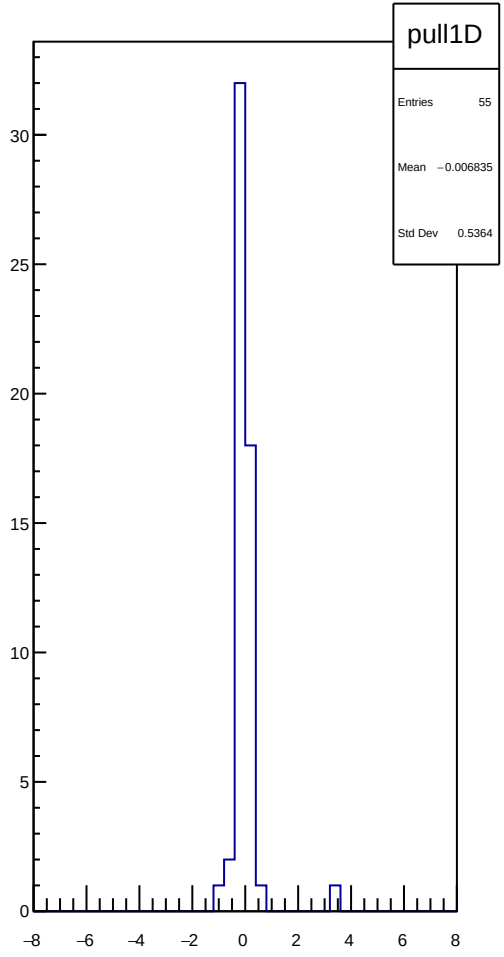
pull1D
Entries 55
Mean −0.006835
Std Dev 0.5364

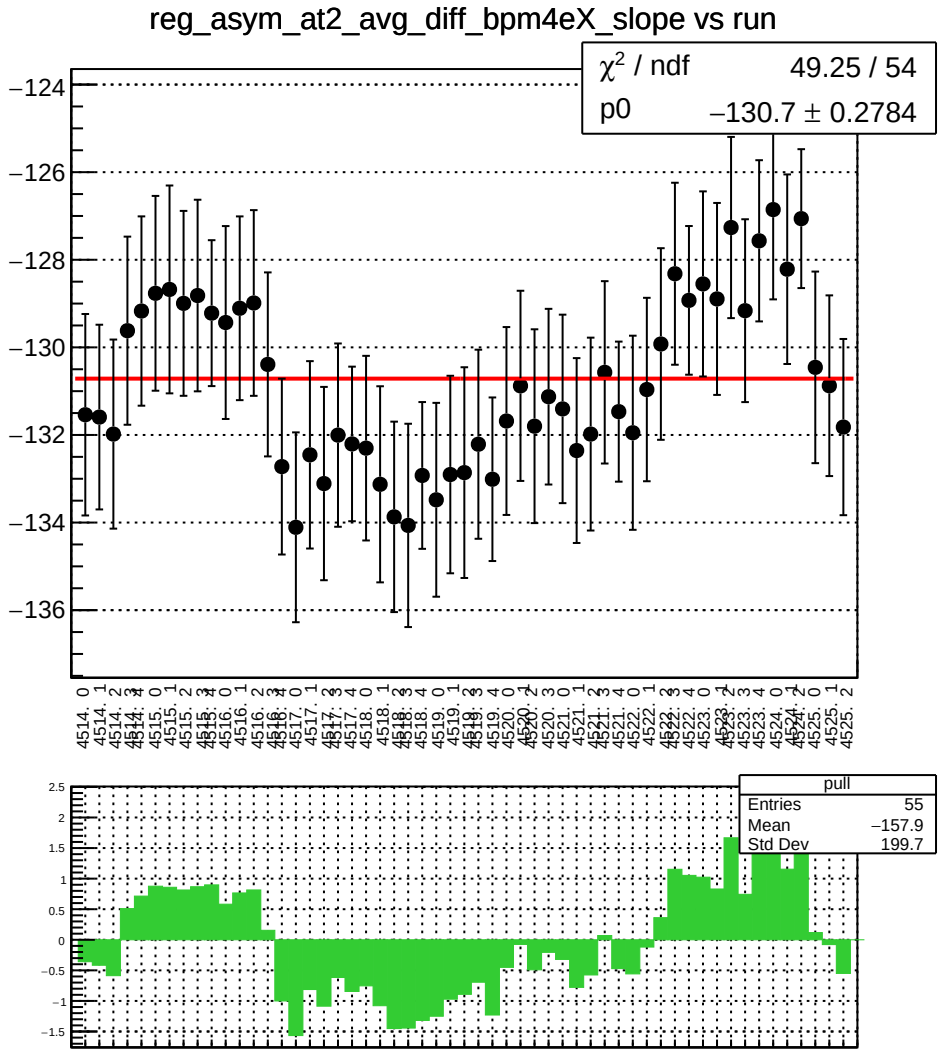
reg_asym_at2_avg_diff_bpm4eX_slope vs run
χ^2 / ndf 49.25 / 54
p0 −130.7 ± 0.2784
pull
Entries 55
Mean −157.9
Std Dev 199.7

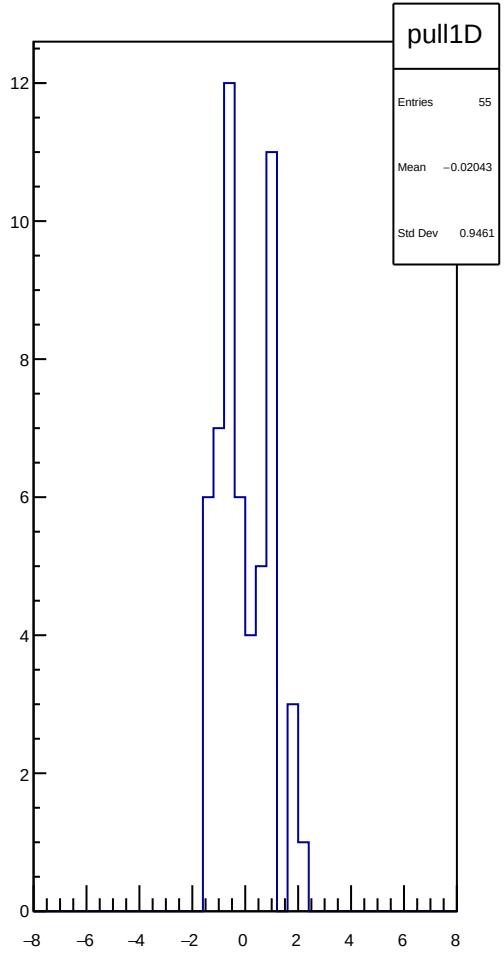
pull1D
Entries 55
Mean −0.02043
Std Dev 0.9461

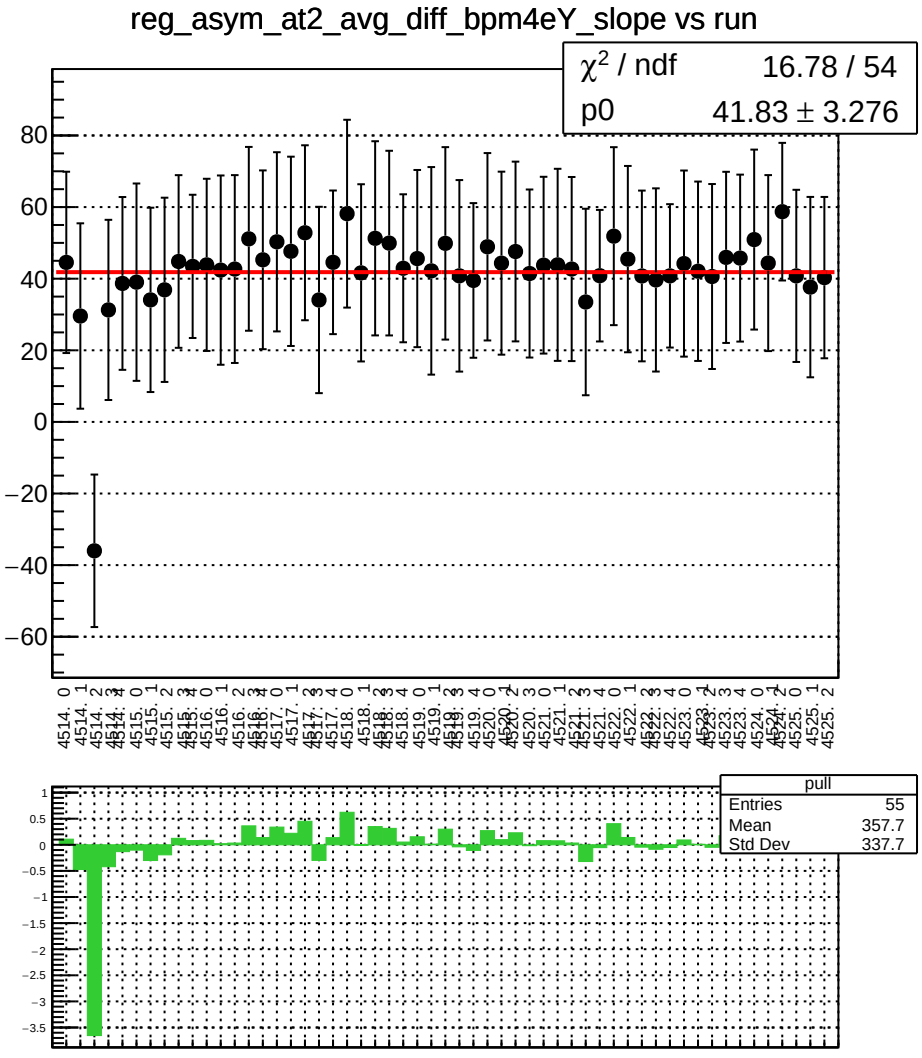
reg_asym_at2_avg_diff_bpm4eY_slope vs run
χ^2 / ndf 16.78 / 54
p0 41.83 ± 3.276
pull
Entries 55
Mean 357.7
Std Dev 337.7

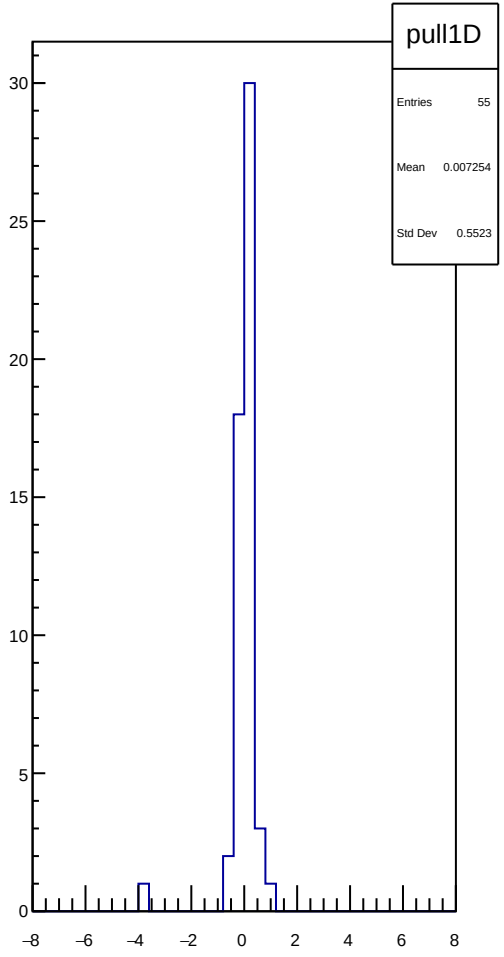
pull1D
Entries 55
Mean 0.007254
Std Dev 0.5523

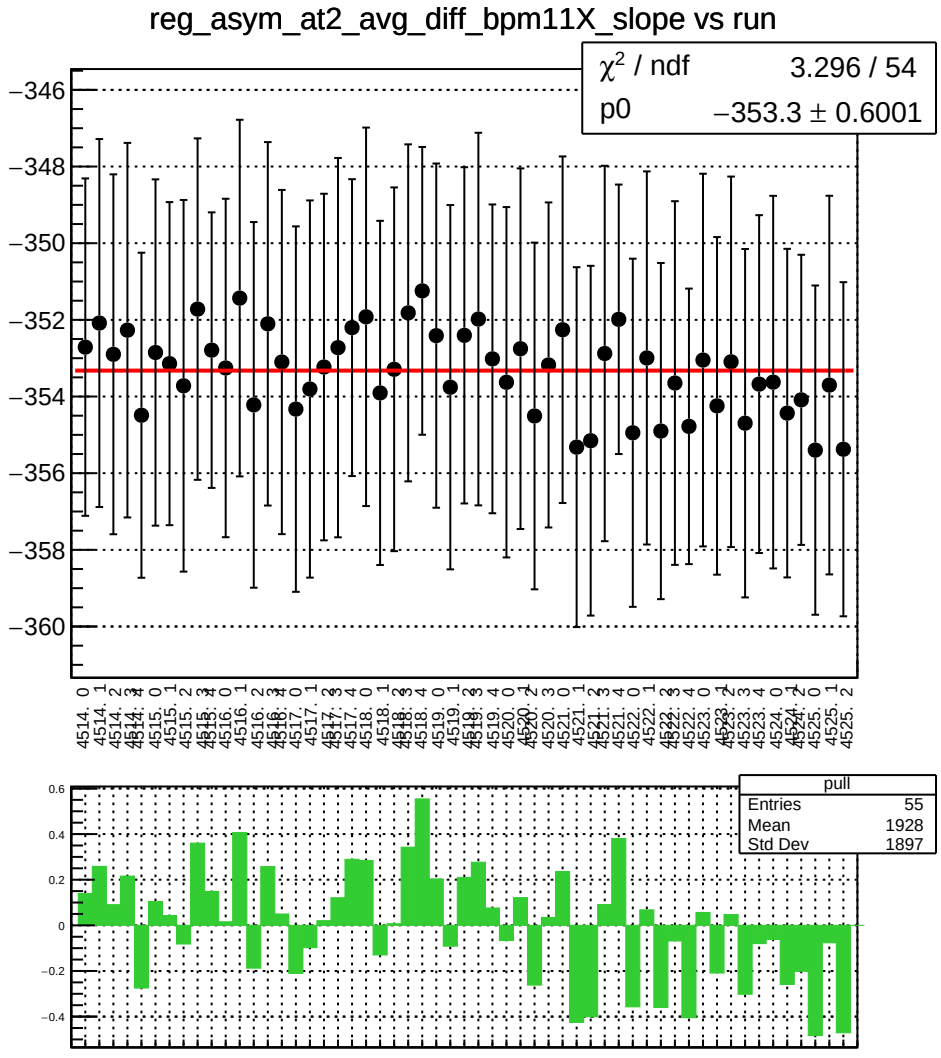
reg_asym_at2_avg_diff_bpm11X_slope vs run
χ^2 / ndf 3.296 / 54
p0 −353.3 ± 0.6001
pull
Entries 55
Mean 1928
Std Dev 1897

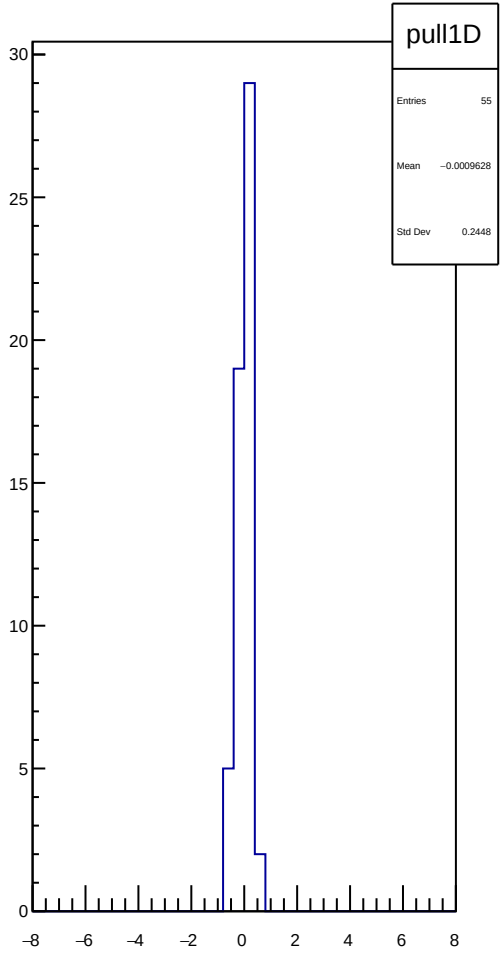
pull1D
Entries 55
Mean −0.0009628
Std Dev 0.2448

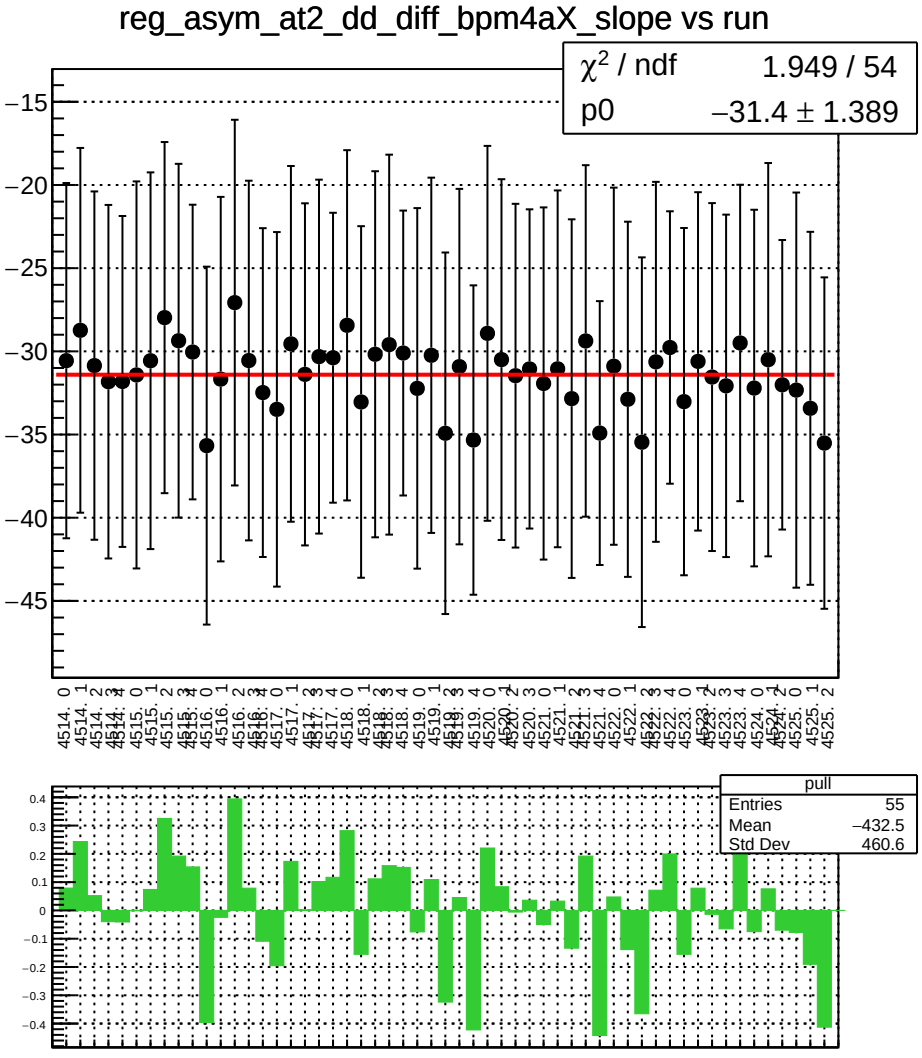
reg_asym_at2_dd_diff_bpm4aX_slope vs run
χ^2 / ndf 1.949 / 54
p0 −31.4 ± 1.389
pull
Entries 55
Mean −432.5
Std Dev 460.6

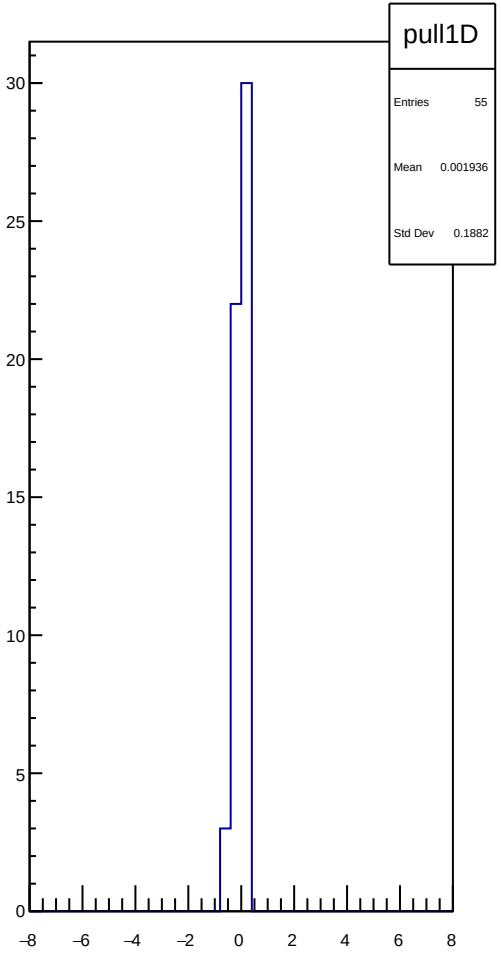
pull1D
Entries 55
Mean 0.001936
Std Dev 0.1882

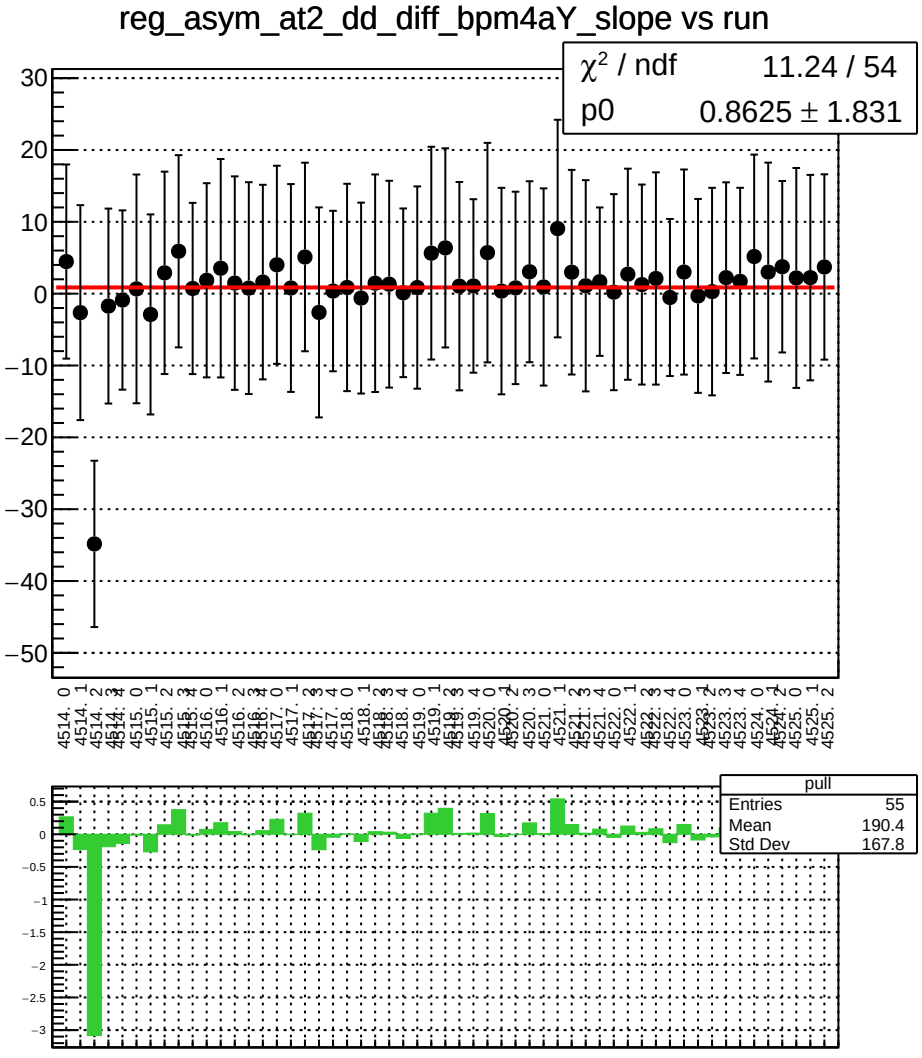
reg_asym_at2_dd_diff_bpm4aY_slope vs run
χ^2 / ndf 11.24 / 54
p0 0.8625 ± 1.831
pull
Entries 55
Mean 190.4
Std Dev 167.8

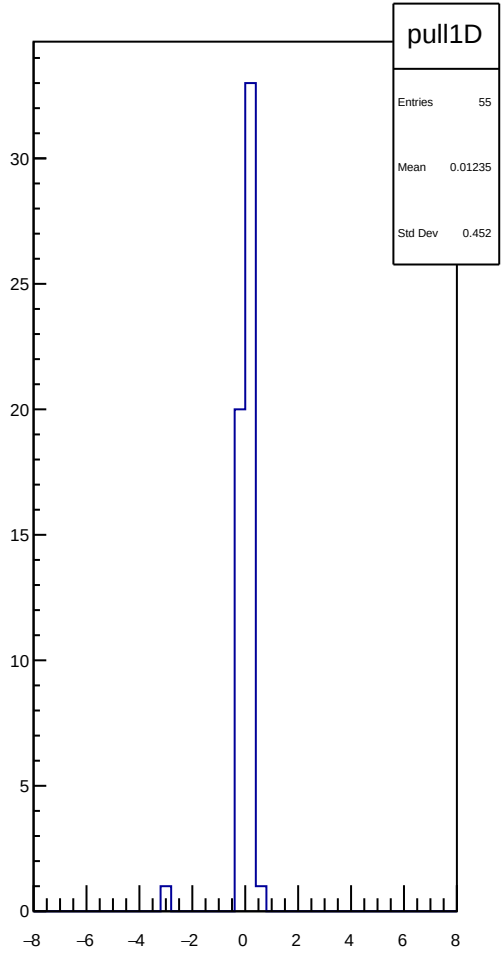
pull1D
Entries 55
Mean 0.01235
Std Dev 0.452

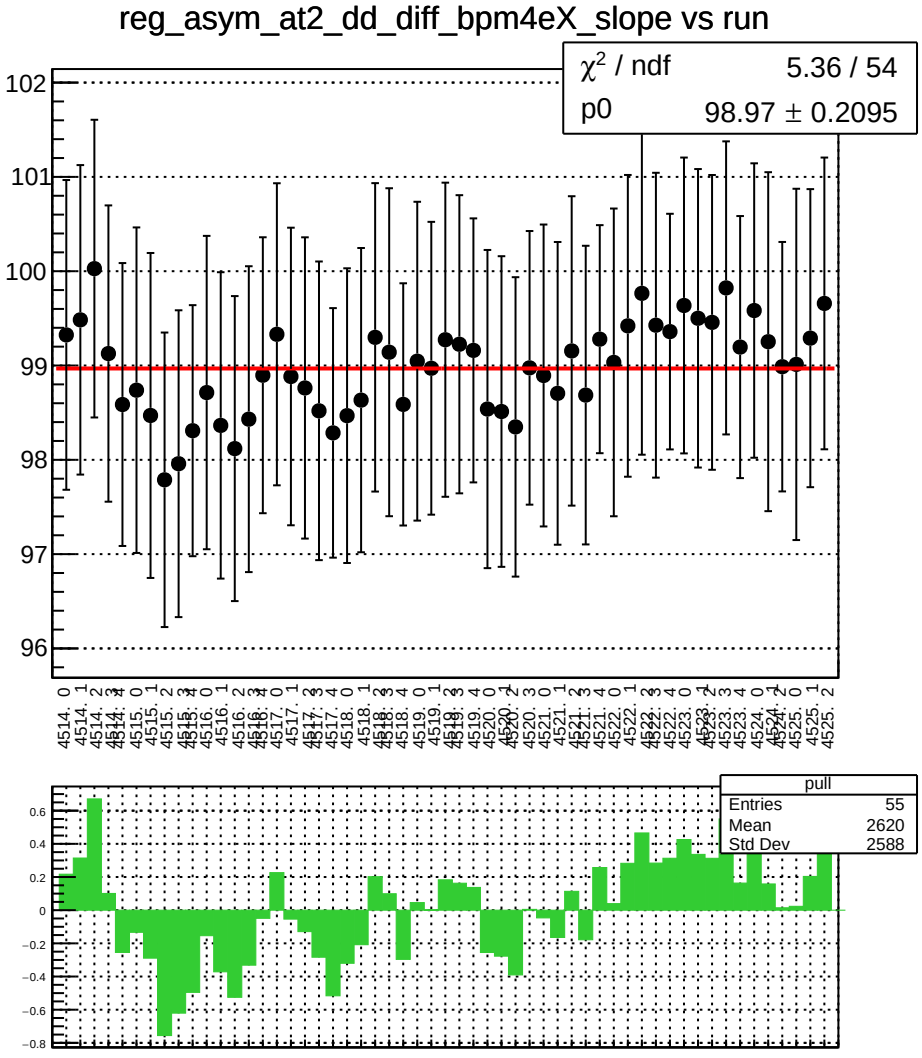
reg_asym_at2_dd_diff_bpm4eX_slope vs run
χ^2 / ndf 5.36 / 54
p0 98.97 ± 0.2095
pull
Entries 55
Mean 2620
Std Dev 2588

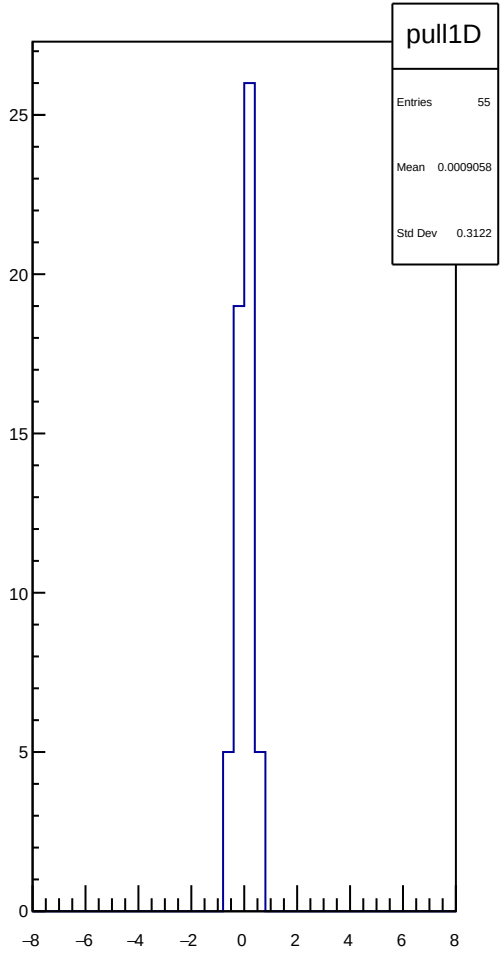
pull1D
Entries 55
Mean 0.0009058
Std Dev 0.3122

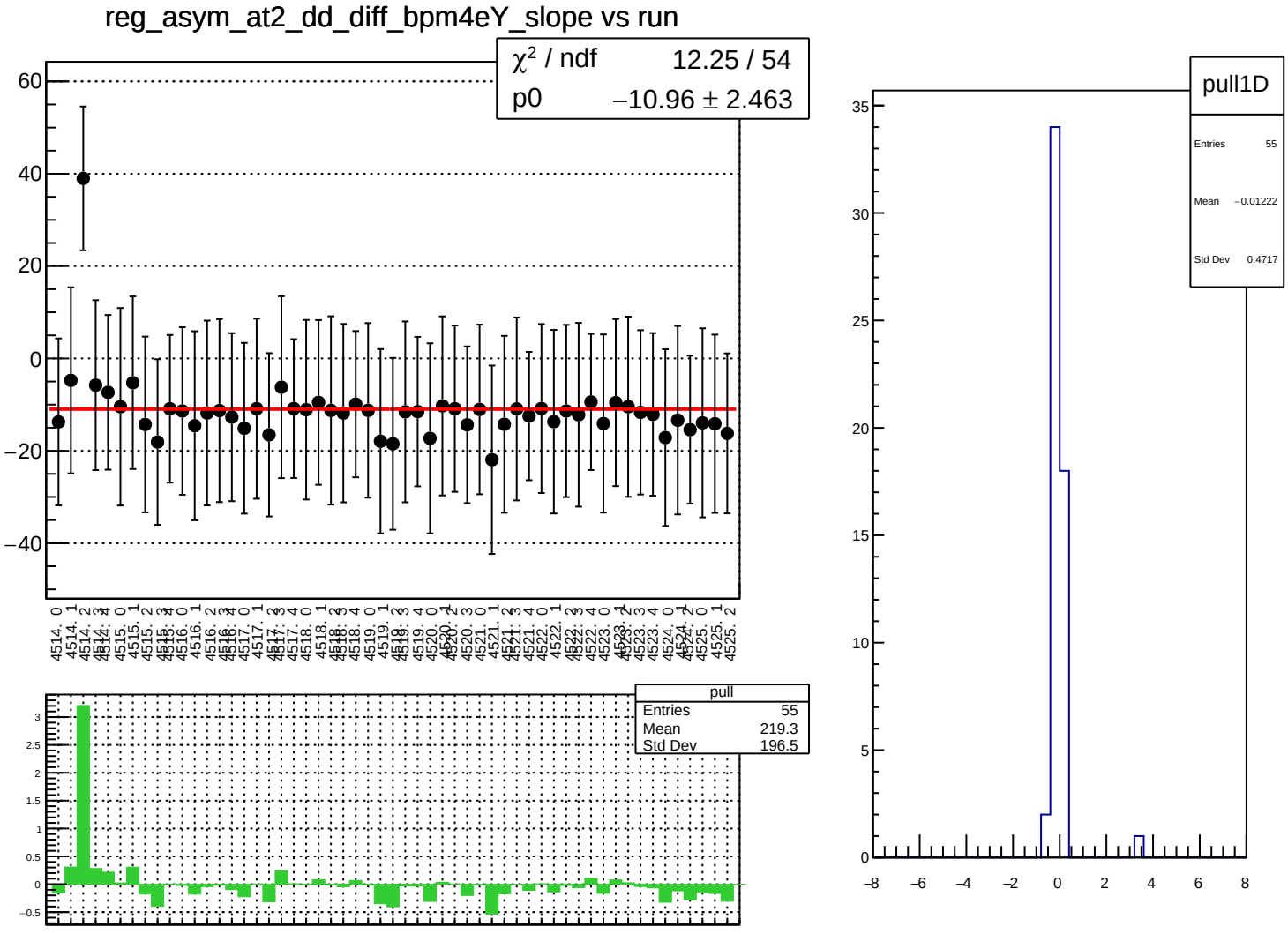
reg_asym_at2_dd_diff_bpm4eY_slope vs run
χ² / ndf 12.25 / 54
p0 −10.96 ± 2.463
pull
Entries 55
Mean 219.3
Std Dev 196.5
pull1D
Entries 55
Mean −0.01222
Std Dev 0.4717

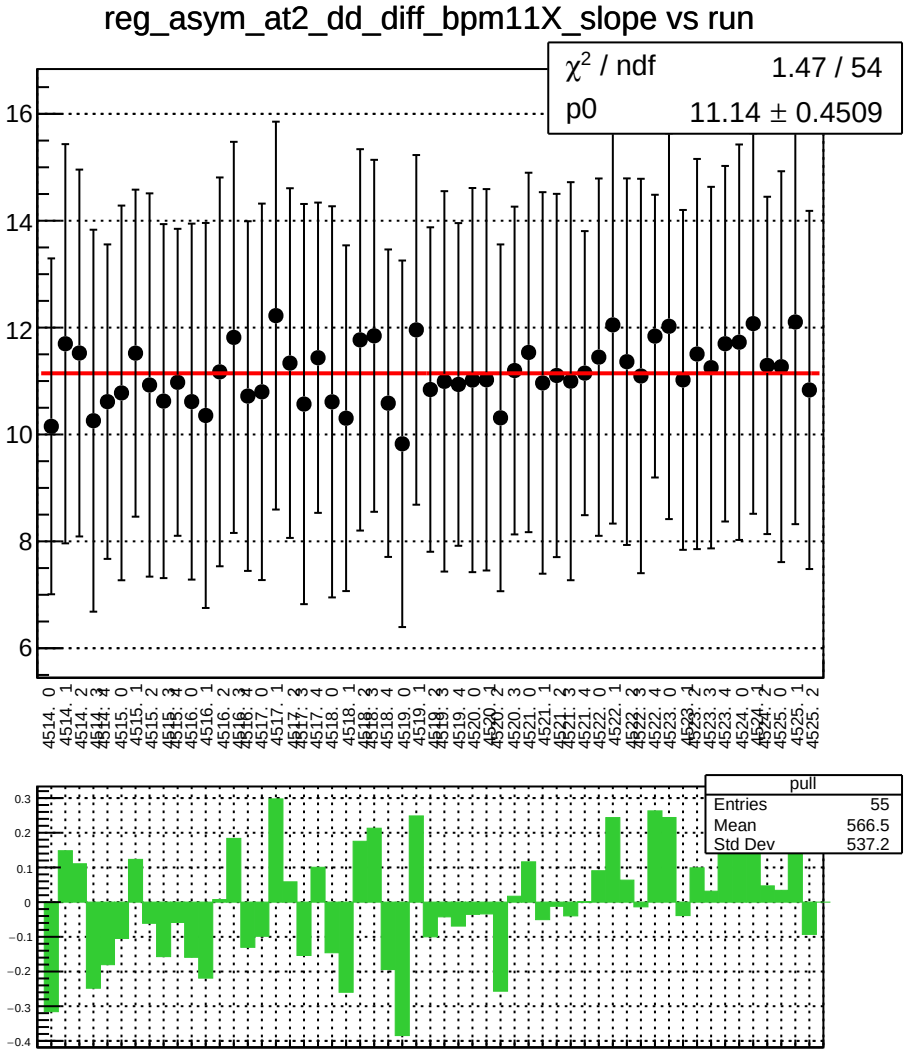
reg_asym_at2_dd_diff_bpm11X_slope vs run
χ^2 / ndf 1.47 / 54
p0 11.14 ± 0.4509
pull
Entries 55
Mean 566.5
Std Dev 537.2

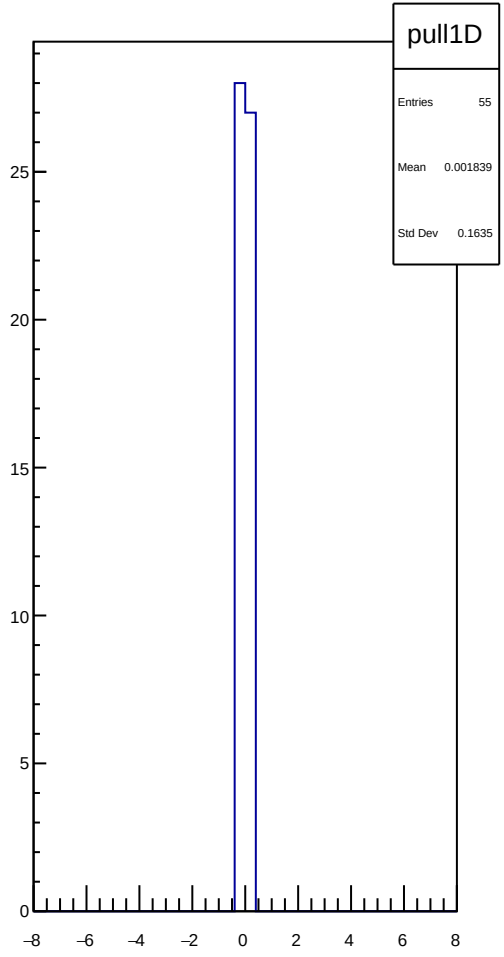
pull1D
Entries 55
Mean 0.001839
Std Dev 0.1635

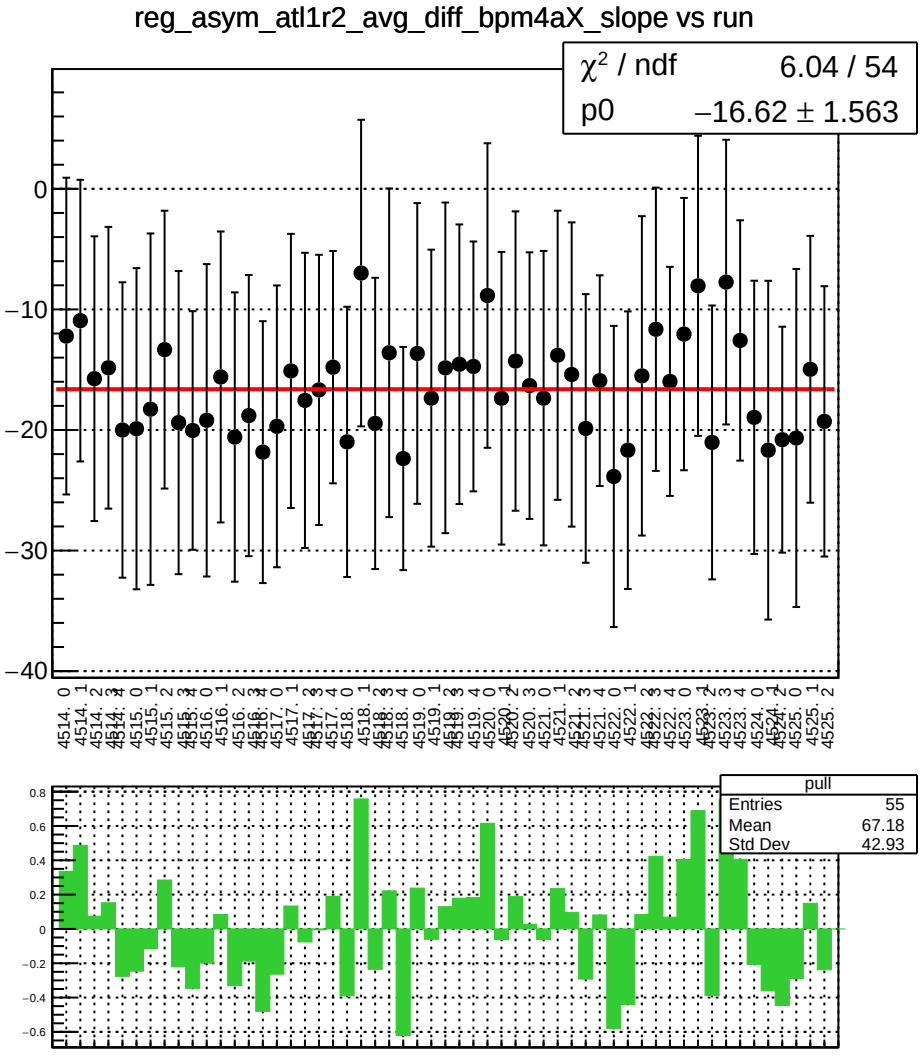
reg_asym_atl1r2_avg_diff_bpm4aX_slope vs run
χ² / ndf 6.04 / 54
p0 −16.62 ± 1.563
pull
Entries 55
Mean 67.18
Std Dev 42.93

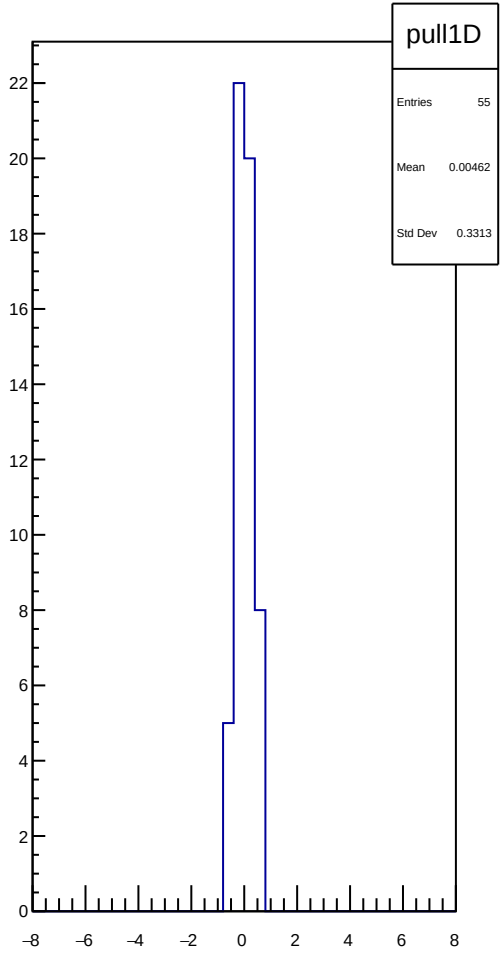
pull1D
Entries 55
Mean 0.00462
Std Dev 0.3313

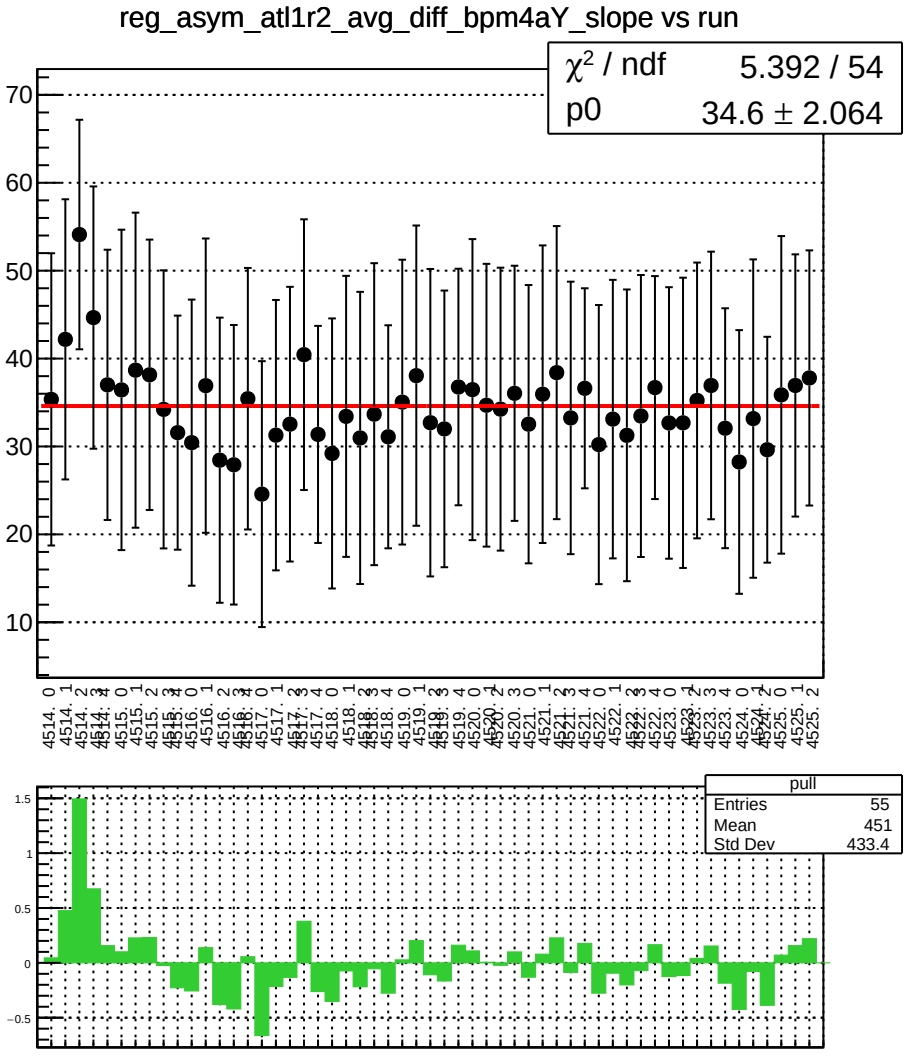
reg_asym_atl1r2_avg_diff_bpm4aY_slope vs run
χ² / ndf 5.392 / 54
p0 34.6 ± 2.064
pull
Entries 55
Mean 451
Std Dev 433.4

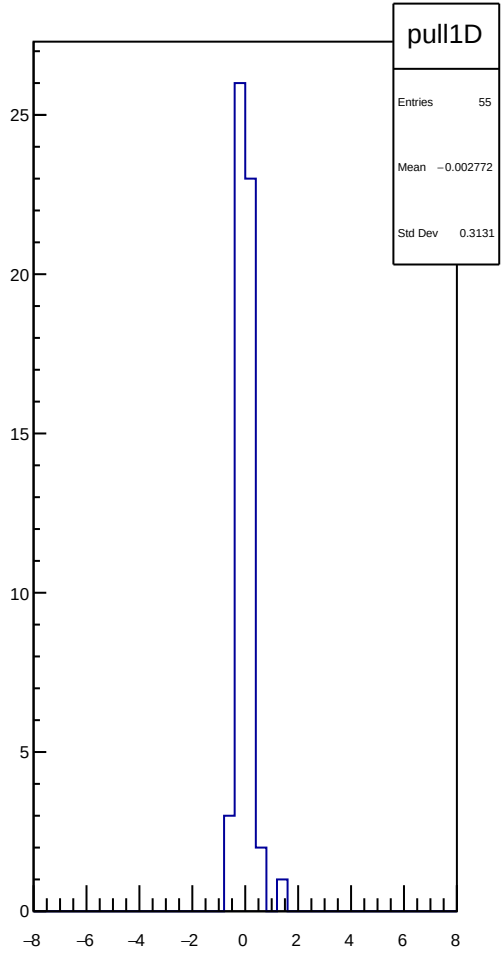
pull1D
Entries 55
Mean −0.002772
Std Dev 0.3131

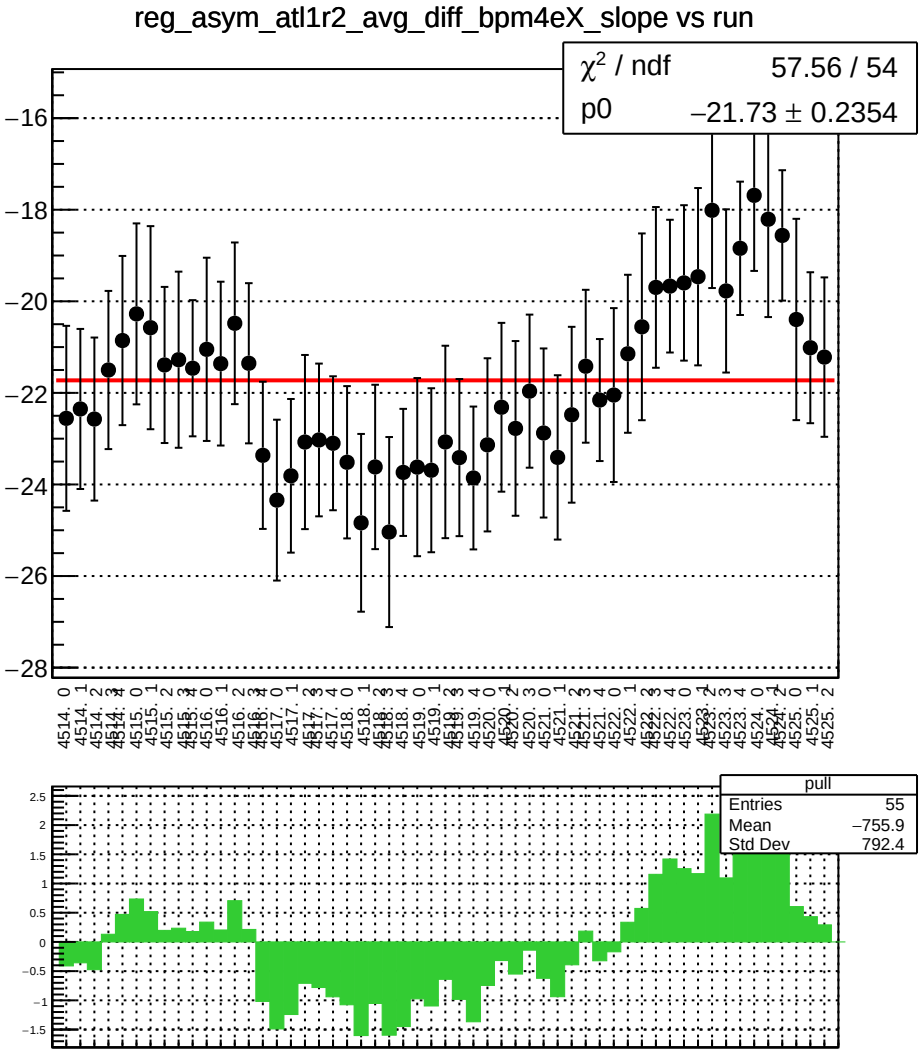
reg_asym_atl1r2_avg_diff_bpm4eX_slope vs run
χ² / ndf 57.56 / 54
p0 −21.73 ± 0.2354
pull
Entries 55
Mean −755.9
Std Dev 792.4

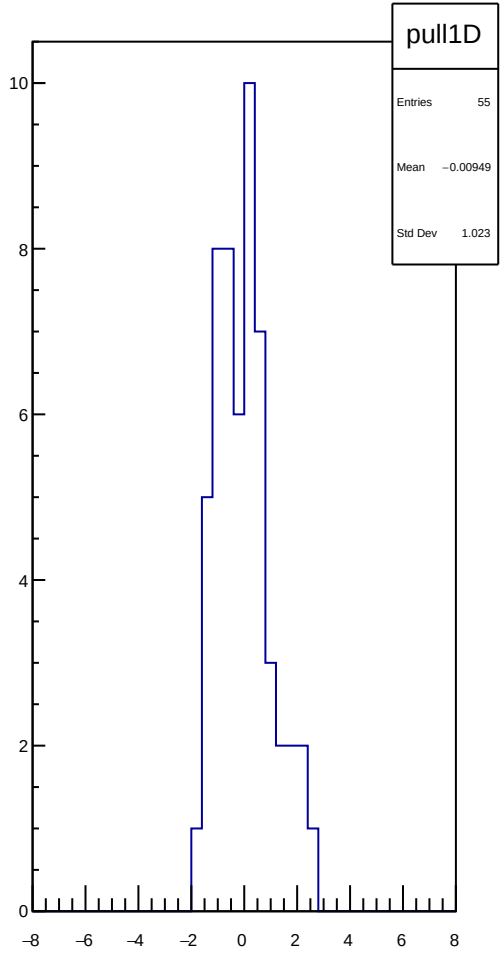
pull1D
Entries 55
Mean −0.00949
Std Dev 1.023

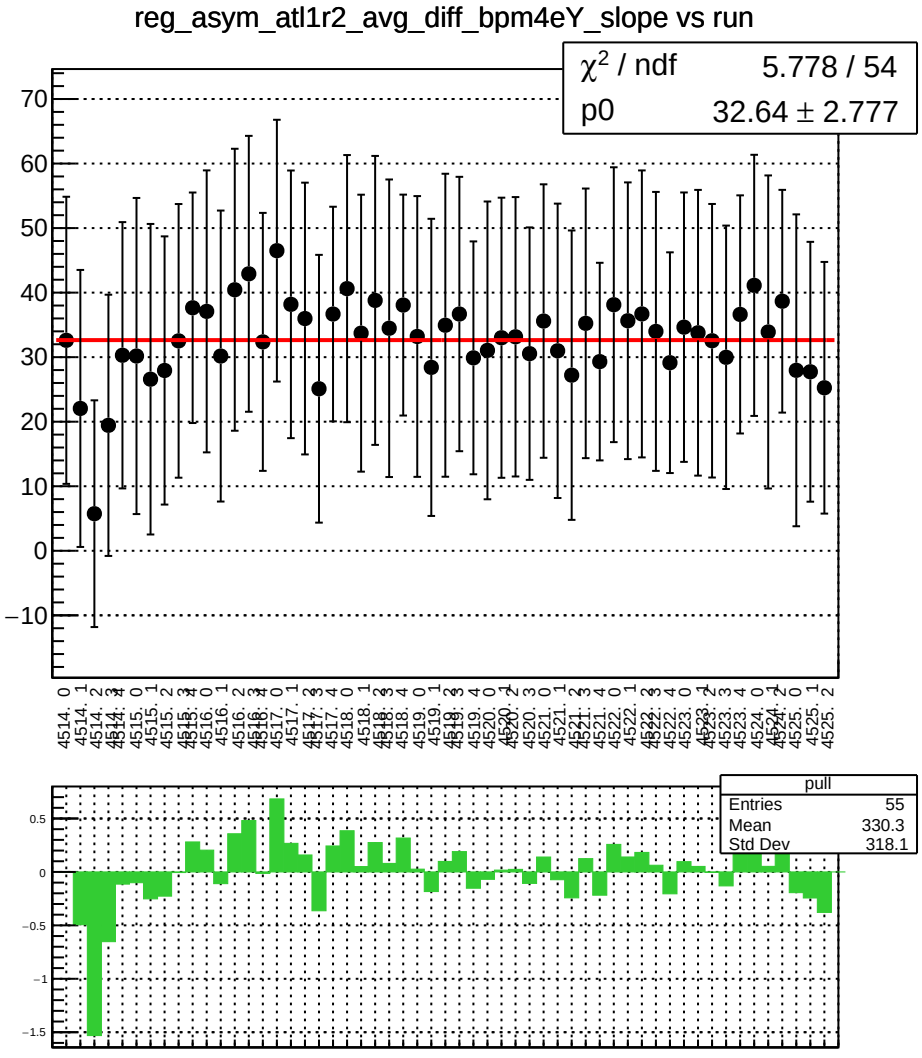
reg_asym_atl1r2_avg_diff_bpm4eY_slope vs run
χ^2 / ndf 5.778 / 54
p0 32.64 ± 2.777
pull
Entries 55
Mean 330.3
Std Dev 318.1

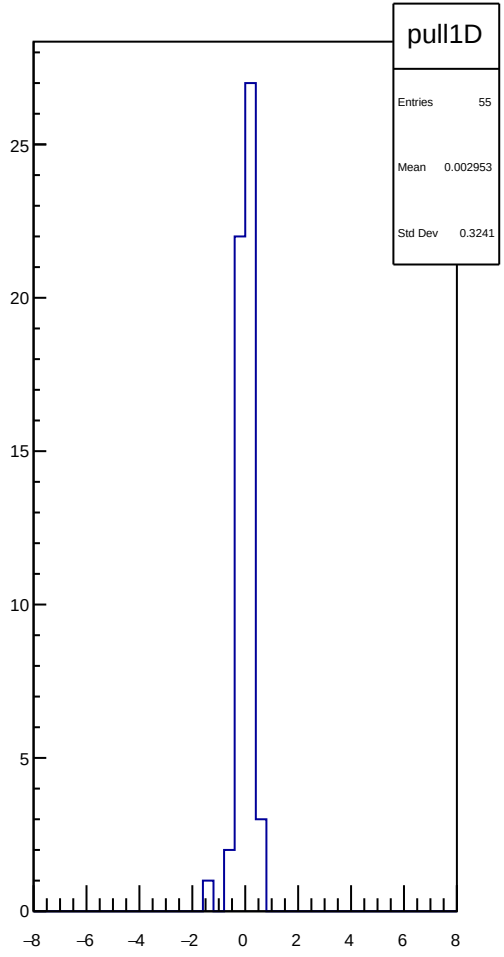
pull1D
Entries 55
Mean 0.002953
Std Dev 0.3241

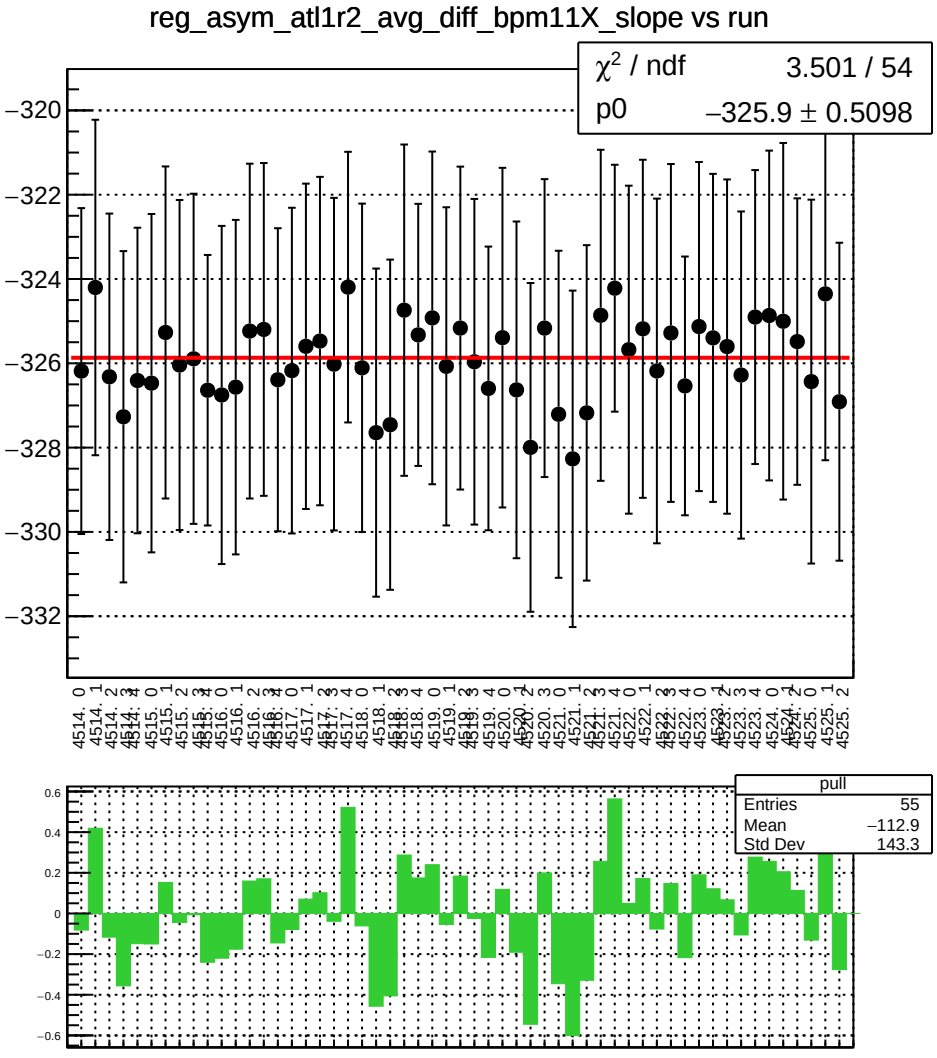
reg_asym_atl1r2_avg_diff_bpm11X_slope vs run
χ² / ndf 3.501 / 54
p0 −325.9 ± 0.5098
pull
Entries 55
Mean −112.9
Std Dev 143.3

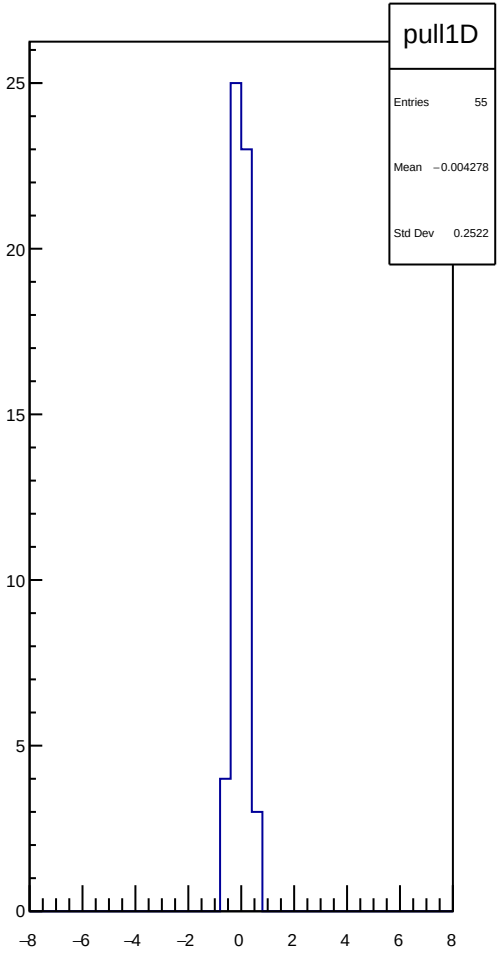
pull1D
Entries 55
Mean −0.004278
Std Dev 0.2522

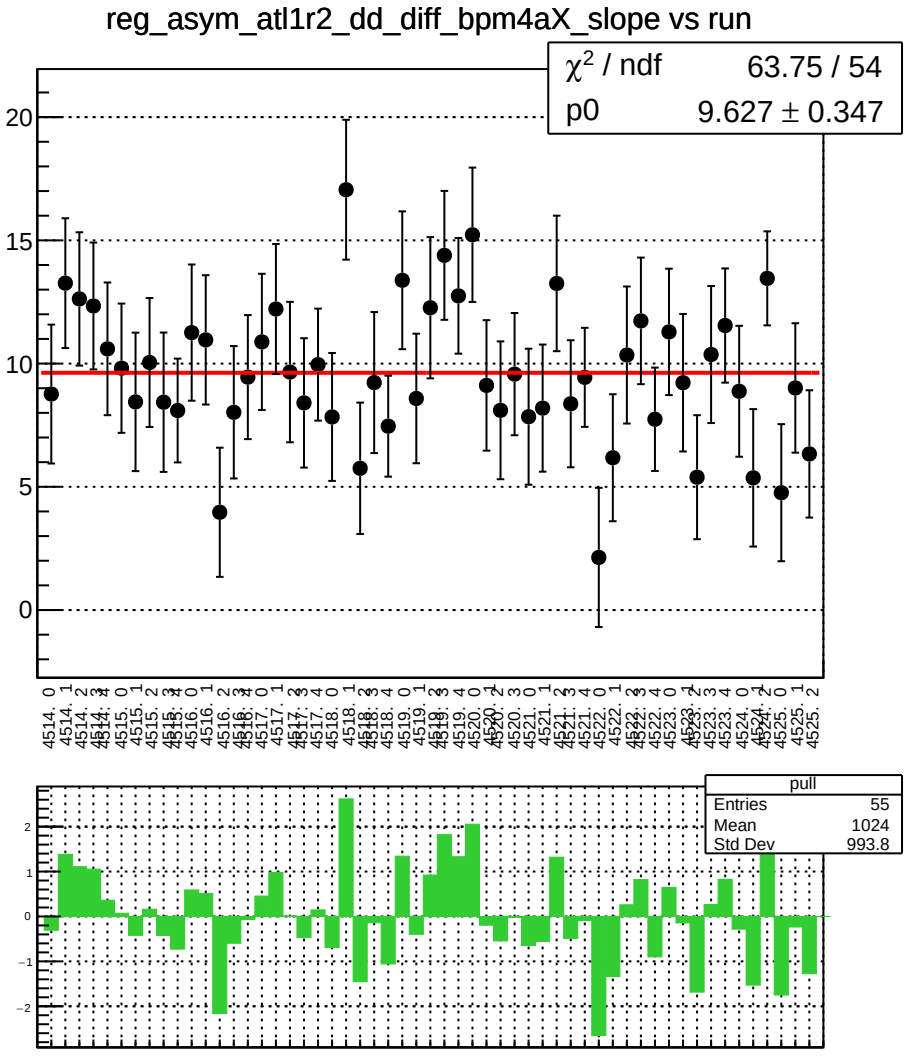
reg_asym_atl1r2_dd_diff_bpm4aX_slope vs run
χ^2 / ndf 63.75 / 54
p0 9.627 ± 0.347
pull
Entries 55
Mean 1024
Std Dev 993.8

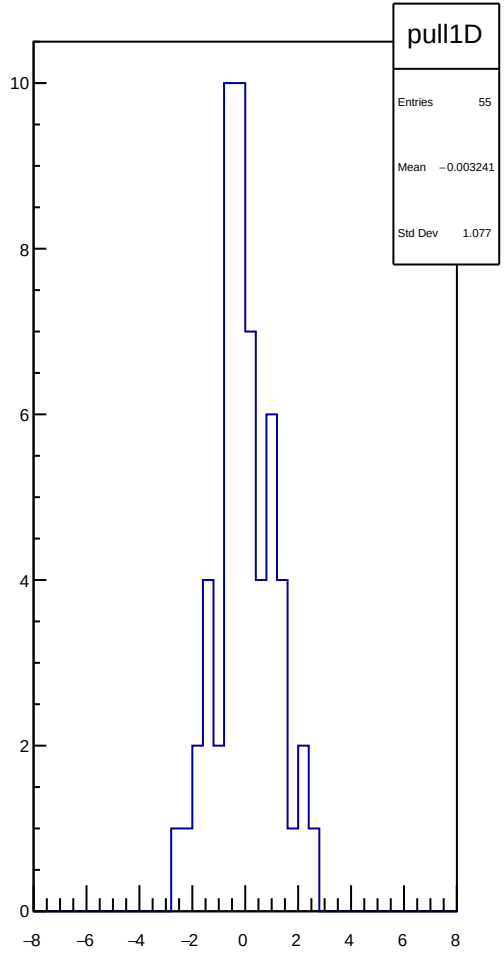
pull1D
Entries 55
Mean −0.003241
Std Dev 1.077

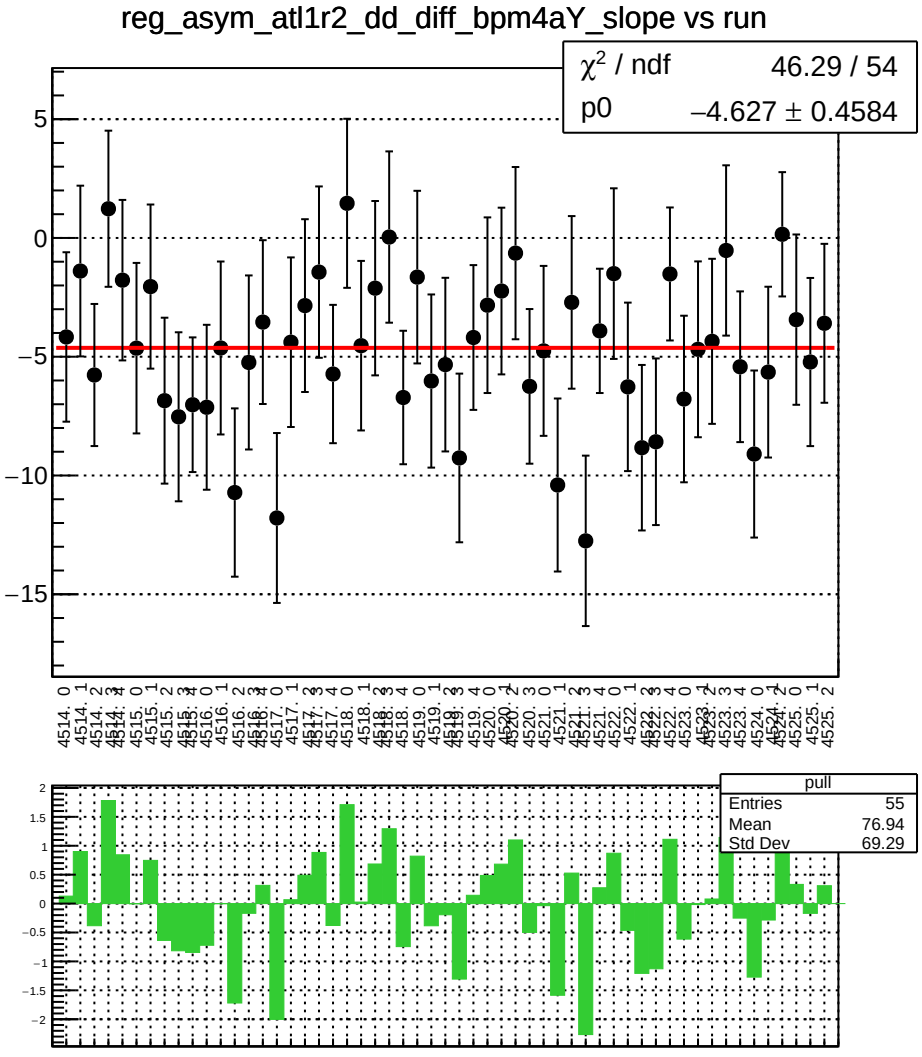
reg_asym_atl1r2_dd_diff_bpm4aY_slope vs run
χ² / ndf 46.29 / 54
p0 −4.627 ± 0.4584
pull
Entries 55
Mean 76.94
Std Dev 69.29

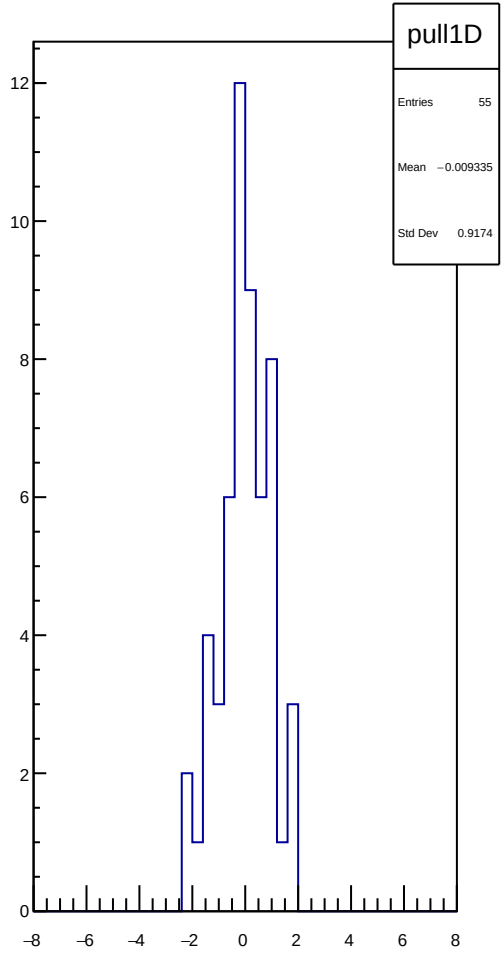
pull1D
Entries 55
Mean −0.009335
Std Dev 0.9174

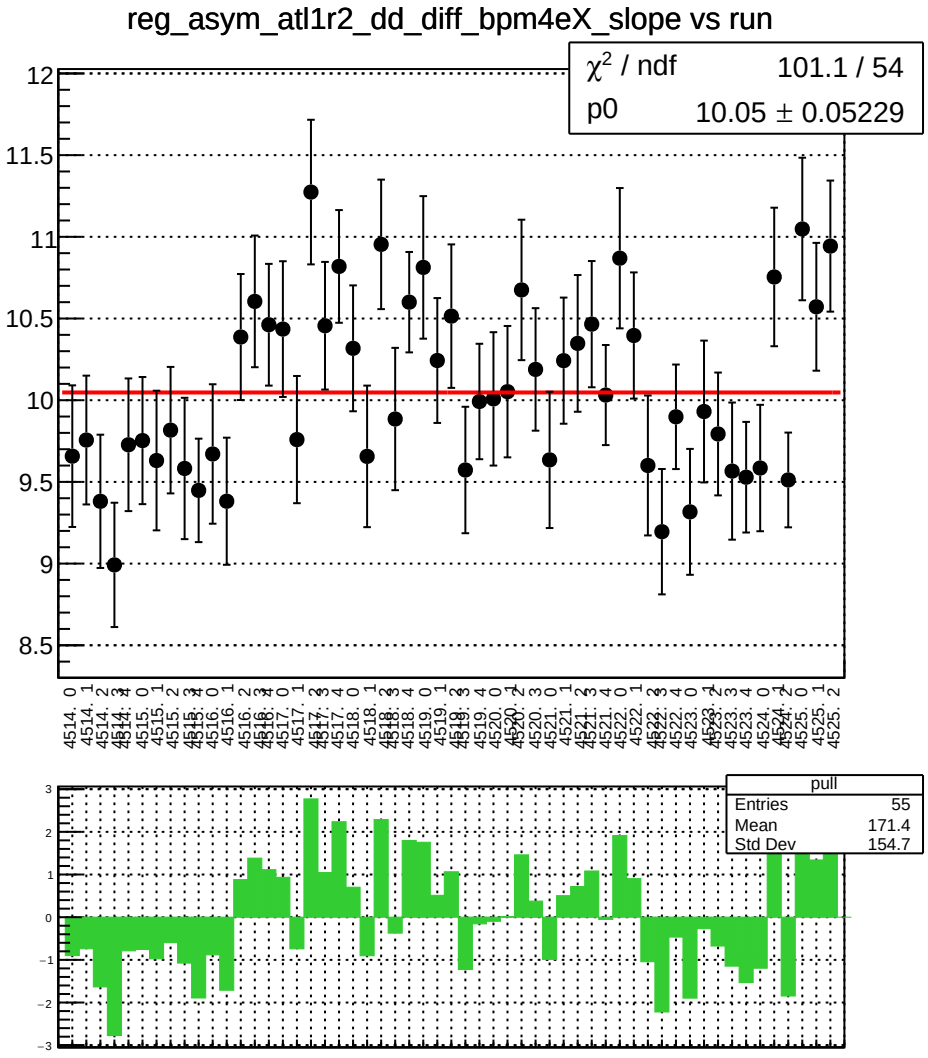
reg_asym_atl1r2_dd_diff_bpm4eX_slope vs run
χ² / ndf 101.1 / 54
p0 10.05 ± 0.05229
pull
Entries 55
Mean 171.4
Std Dev 154.7

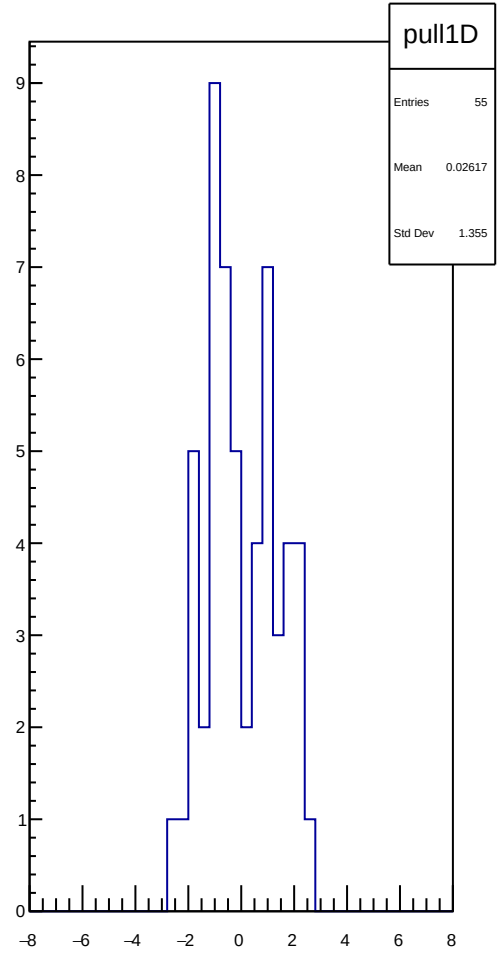
pull1D
Entries 55
Mean 0.02617
Std Dev 1.355

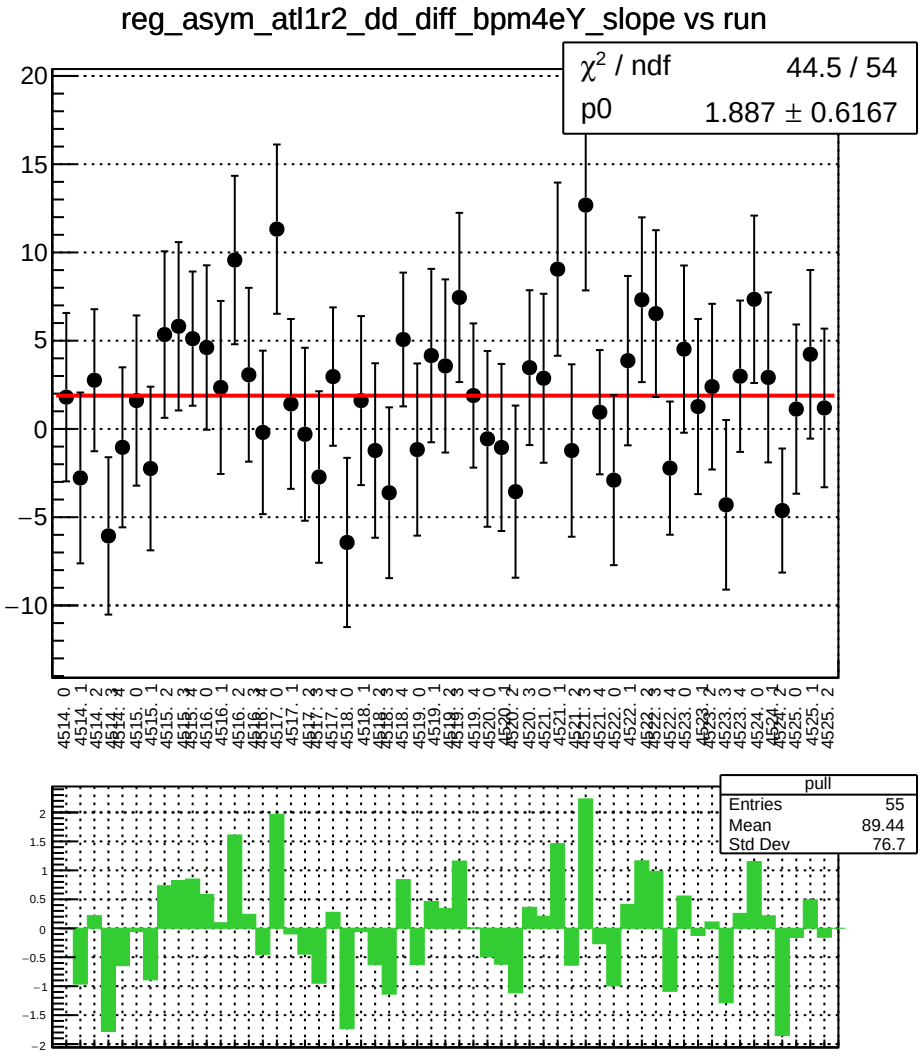
reg_asym_atl1r2_dd_diff_bpm4eY_slope vs run
χ² / ndf 44.5 / 54
p0 1.887 ± 0.6167
pull
Entries 55
Mean 89.44
Std Dev 76.7

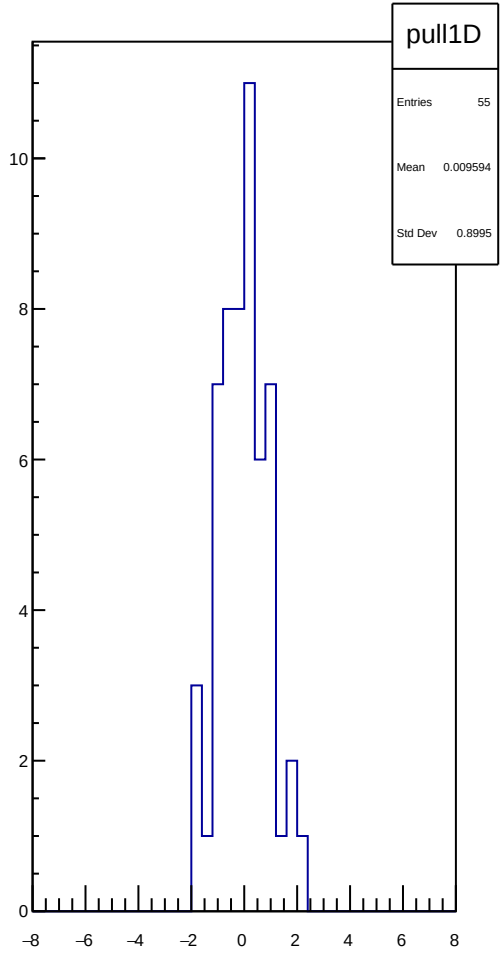
pull1D
Entries 55
Mean 0.009594
Std Dev 0.8995

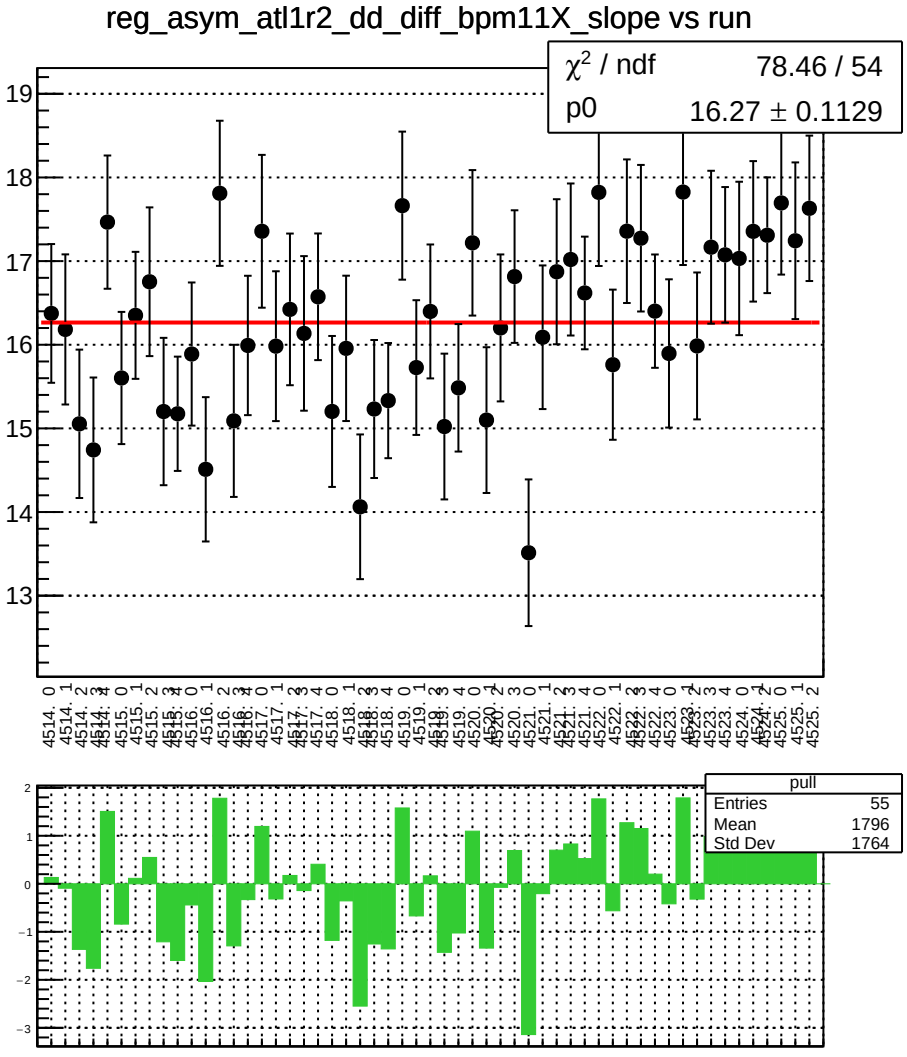
reg_asym_atl1r2_dd_diff_bpm11X_slope vs run
χ² / ndf 78.46 / 54
p0 16.27 ± 0.1129
pull
Entries 55
Mean 1796
Std Dev 1764

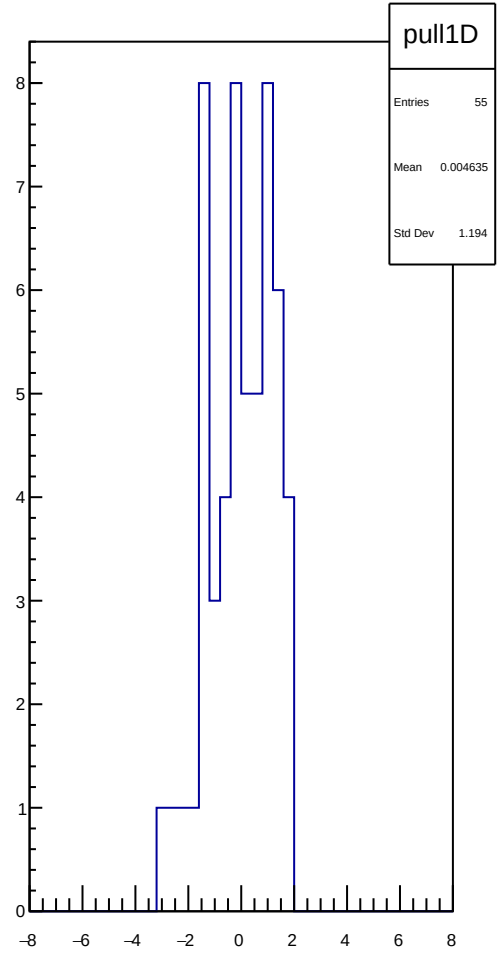
pull1D
Entries 55
Mean 0.004635
Std Dev 1.194

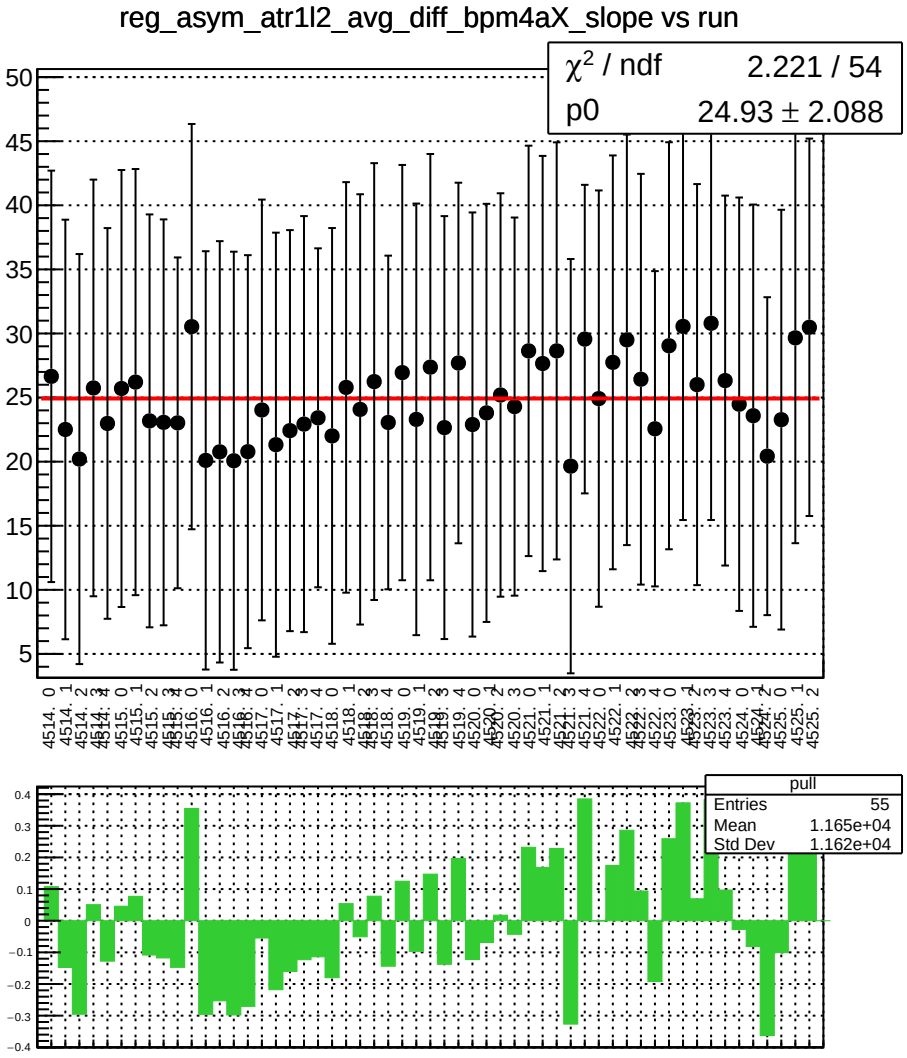
reg_asym_atr1l2_avg_diff_bpm4aX_slope vs run
χ^2 / ndf 2.221 / 54
p0 24.93 ± 2.088
pull
Entries 55
Mean 1.165e+04
Std Dev 1.162e+04

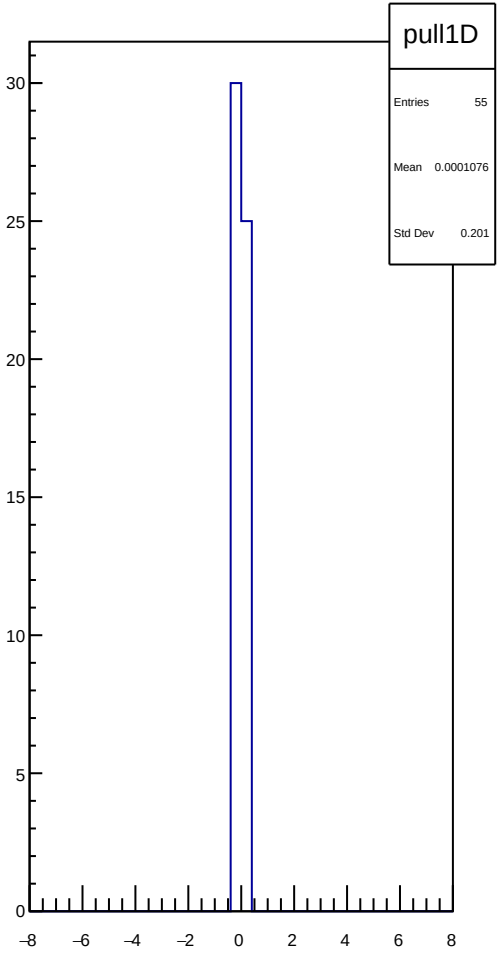
pull1D
Entries 55
Mean 0.0001076
Std Dev 0.201

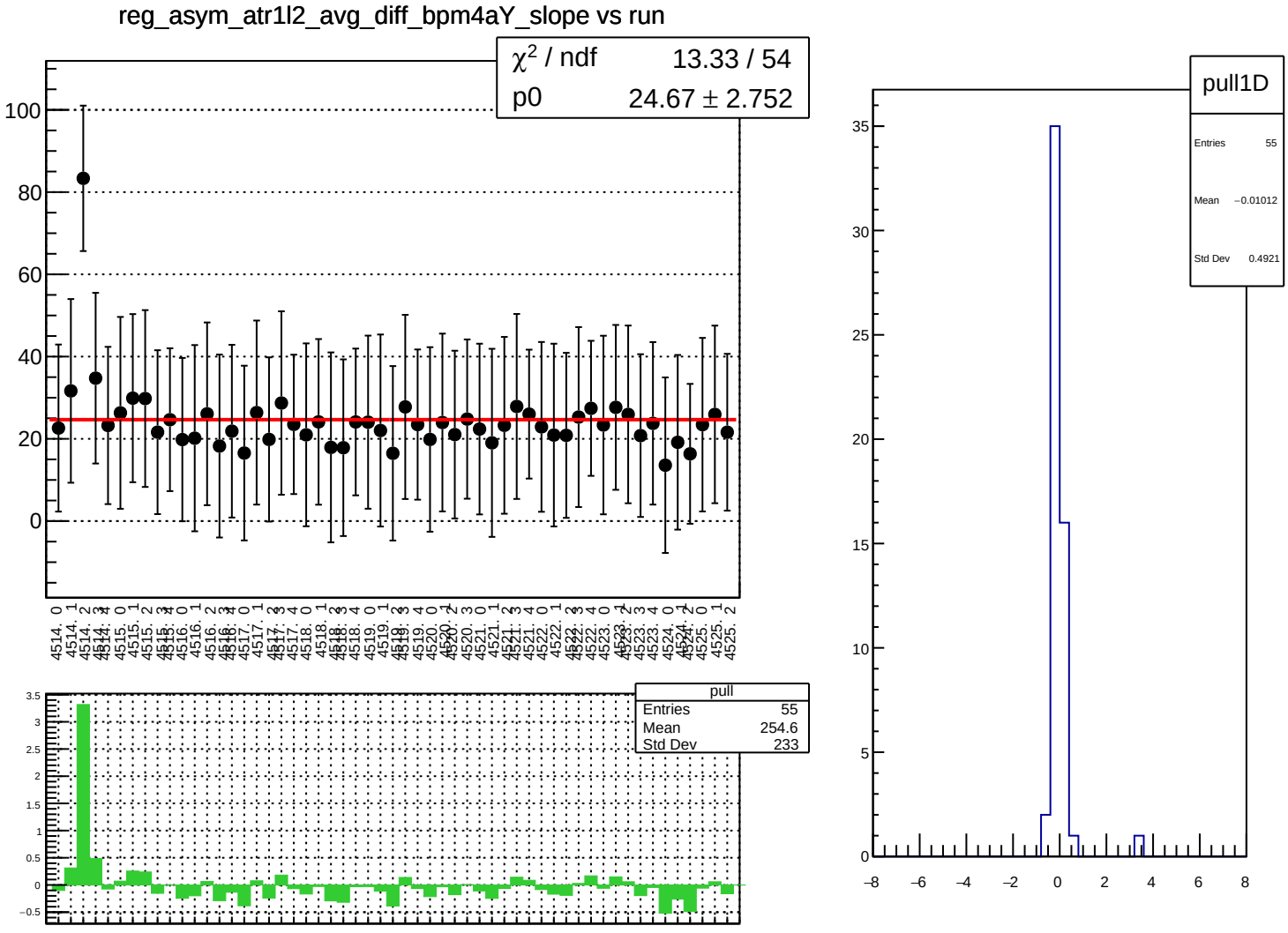
reg_asym_atr1l2_avg_diff_bpm4aY_slope vs run
χ2 / ndf 13.33 / 54
p0 24.67 ± 2.752
pull
Entries 55
Mean 254.6
Std Dev 233
pull1D
Entries 55
Mean −0.01012
Std Dev 0.4921

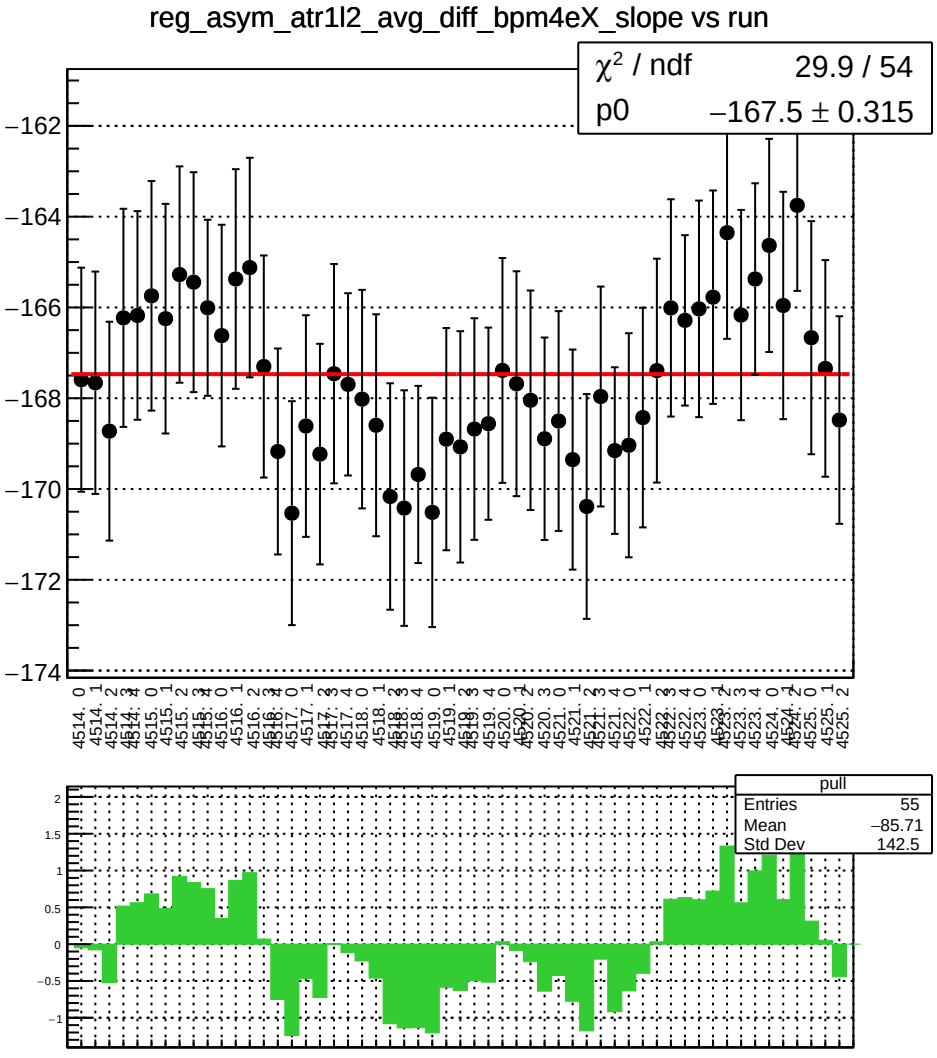
reg_asym_atr1l2_avg_diff_bpm4eX_slope vs run
χ² / ndf 29.9 / 54
p0 −167.5 ± 0.315
pull
Entries 55
Mean −85.71
Std Dev 142.5

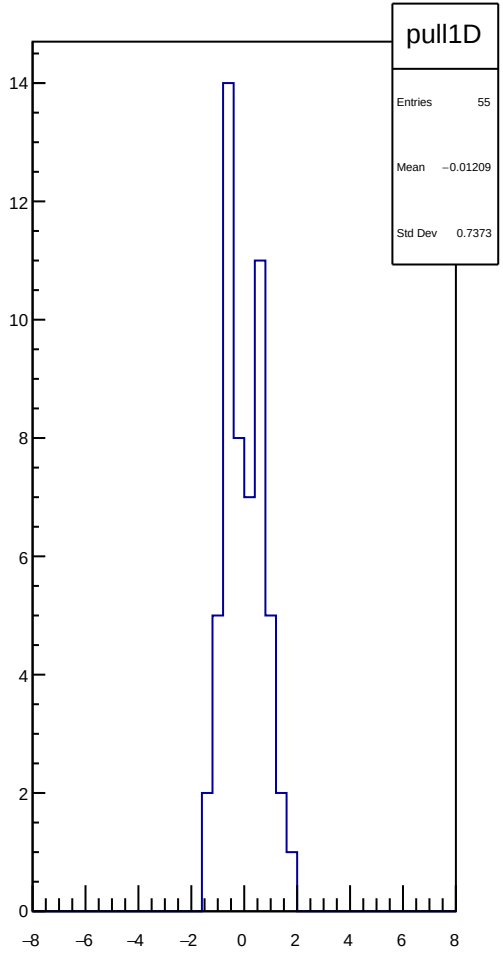
pull1D
Entries 55
Mean −0.01209
Std Dev 0.7373

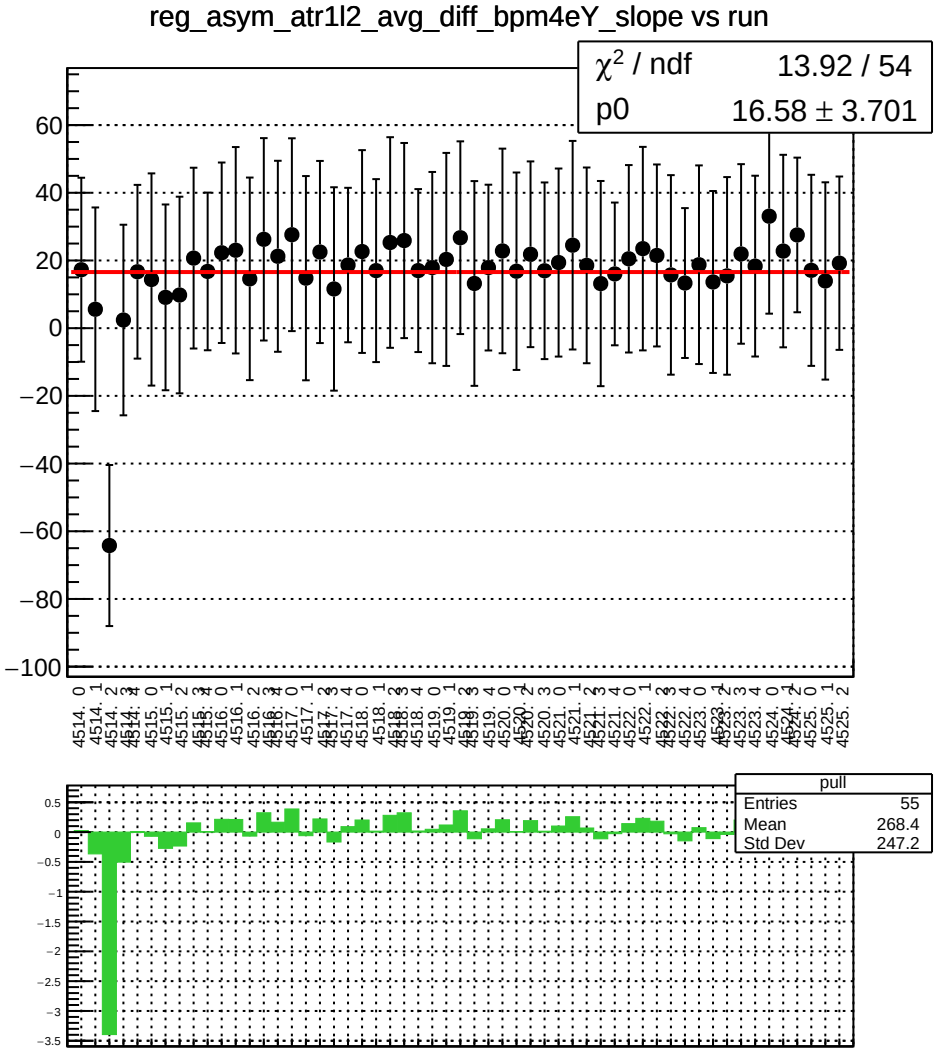
reg_asym_atr1l2_avg_diff_bpm4eY_slope vs run
χ^2 / ndf 13.92 / 54
p0 16.58 ± 3.701
pull
Entries 55
Mean 268.4
Std Dev 247.2

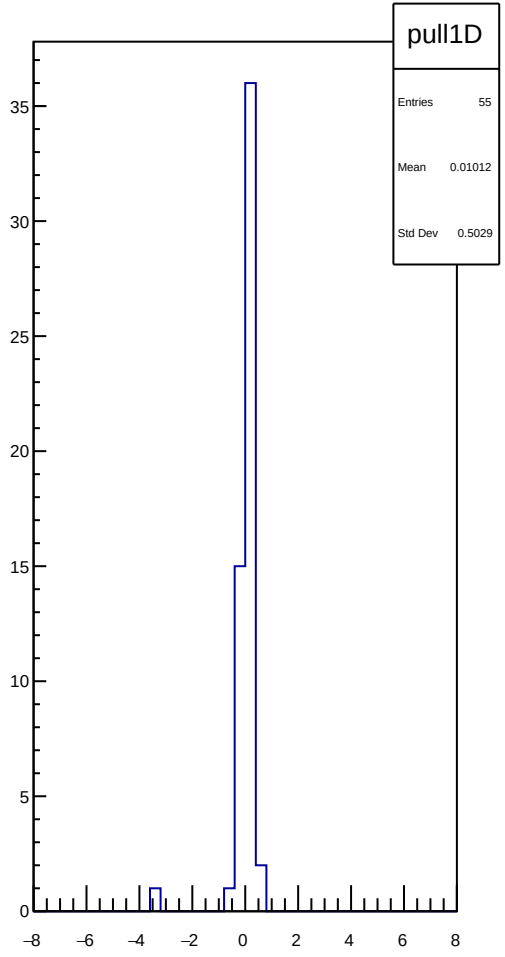
pull1D
Entries 55
Mean 0.01012
Std Dev 0.5029

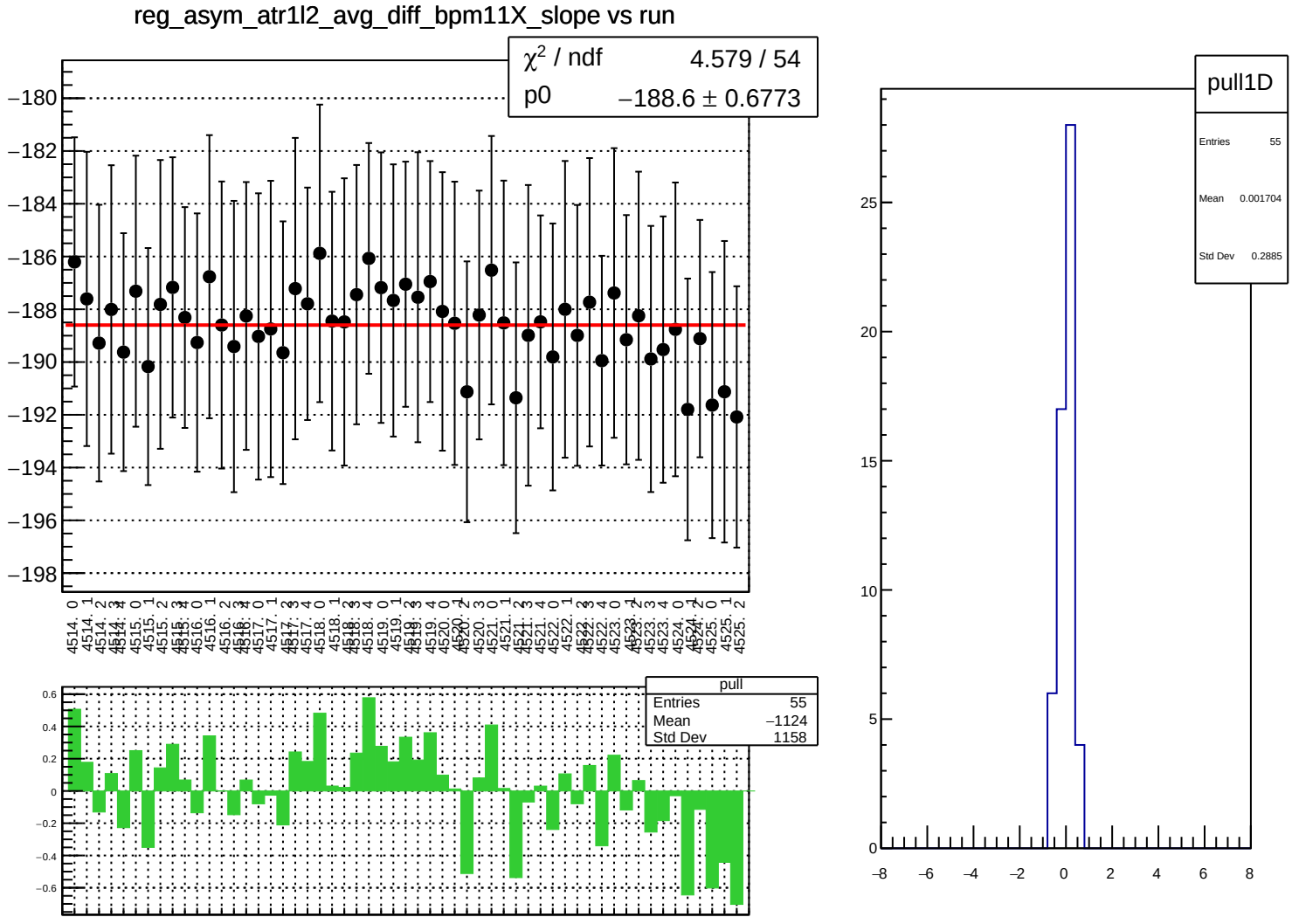
reg_asym_atr1l2_avg_diff_bpm11X_slope vs run
χ² / ndf 4.579 / 54
p0 −188.6 ± 0.6773
pull
Entries 55
Mean −1124
Std Dev 1158
pull1D
Entries 55
Mean 0.001704
Std Dev 0.2885

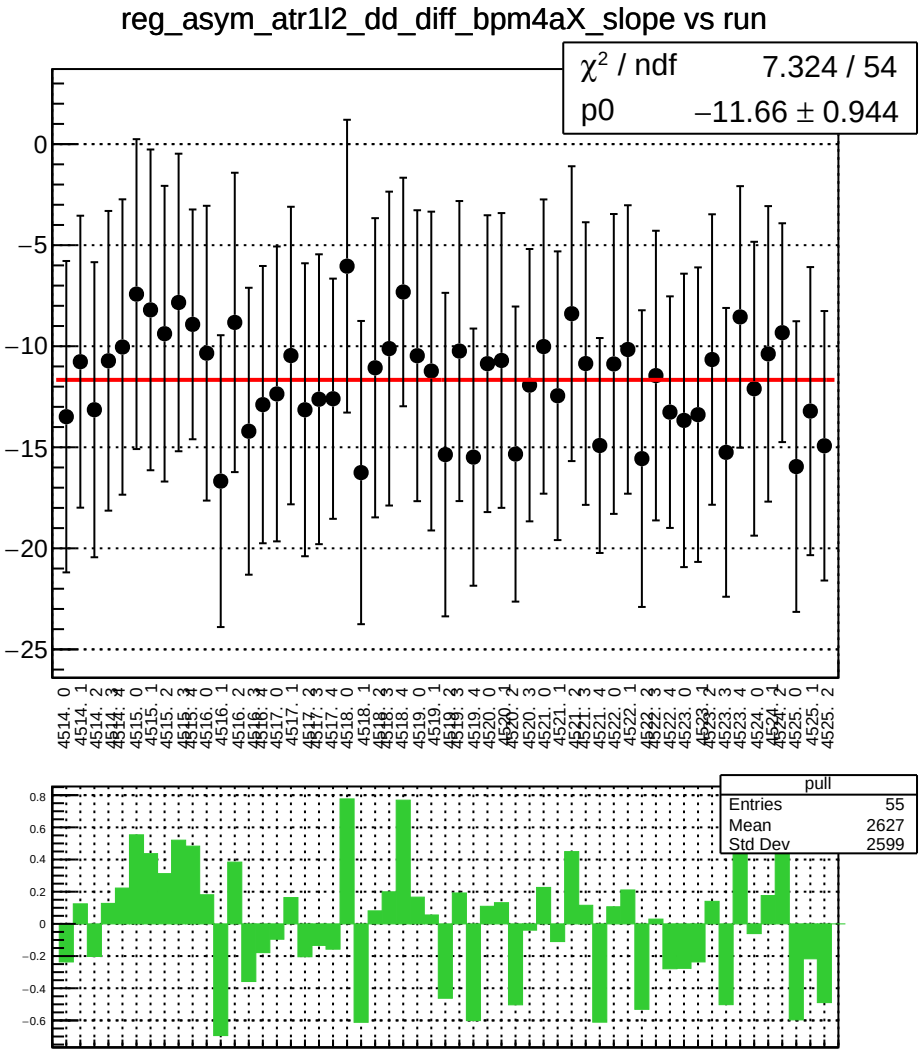
reg_asym_atr1l2_dd_diff_bpm4aX_slope vs run
χ² / ndf 7.324 / 54
p0 −11.66 ± 0.944
pull
Entries 55
Mean 2627
Std Dev 2599

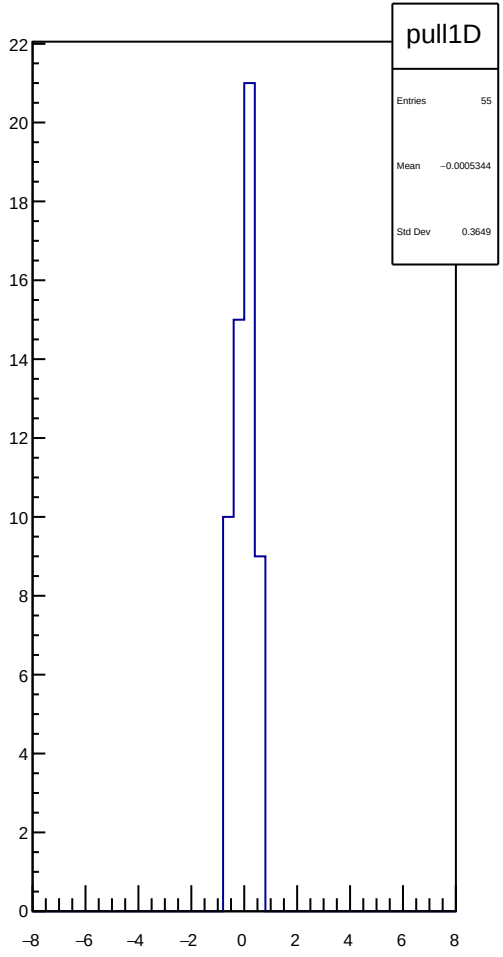
pull1D
Entries 55
Mean −0.0005344
Std Dev 0.3649

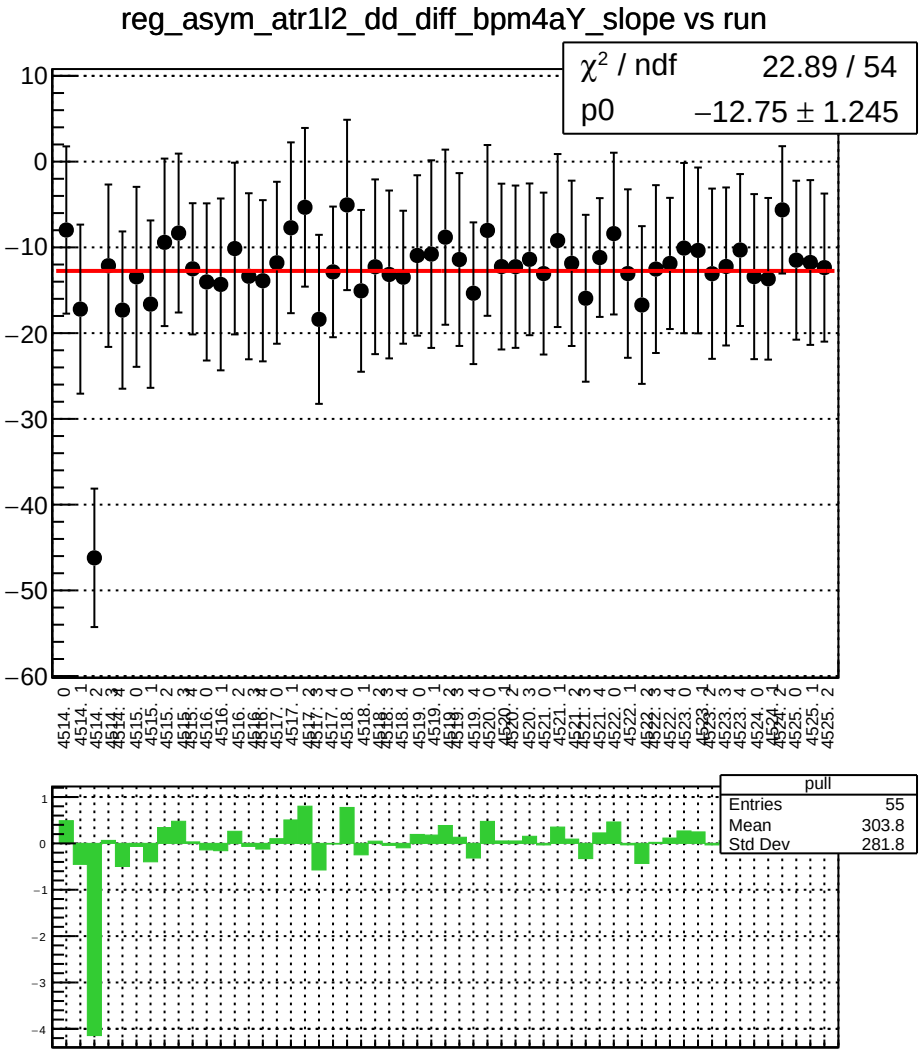
reg_asym_atr1l2_dd_diff_bpm4aY_slope vs run
χ² / ndf 22.89 / 54
p0 −12.75 ± 1.245
pull
Entries 55
Mean 303.8
Std Dev 281.8

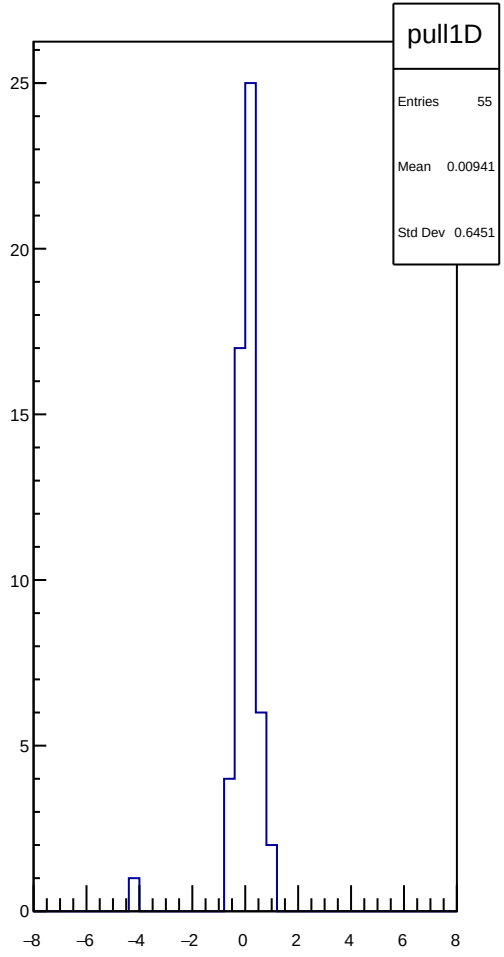
pull1D
Entries 55
Mean 0.00941
Std Dev 0.6451

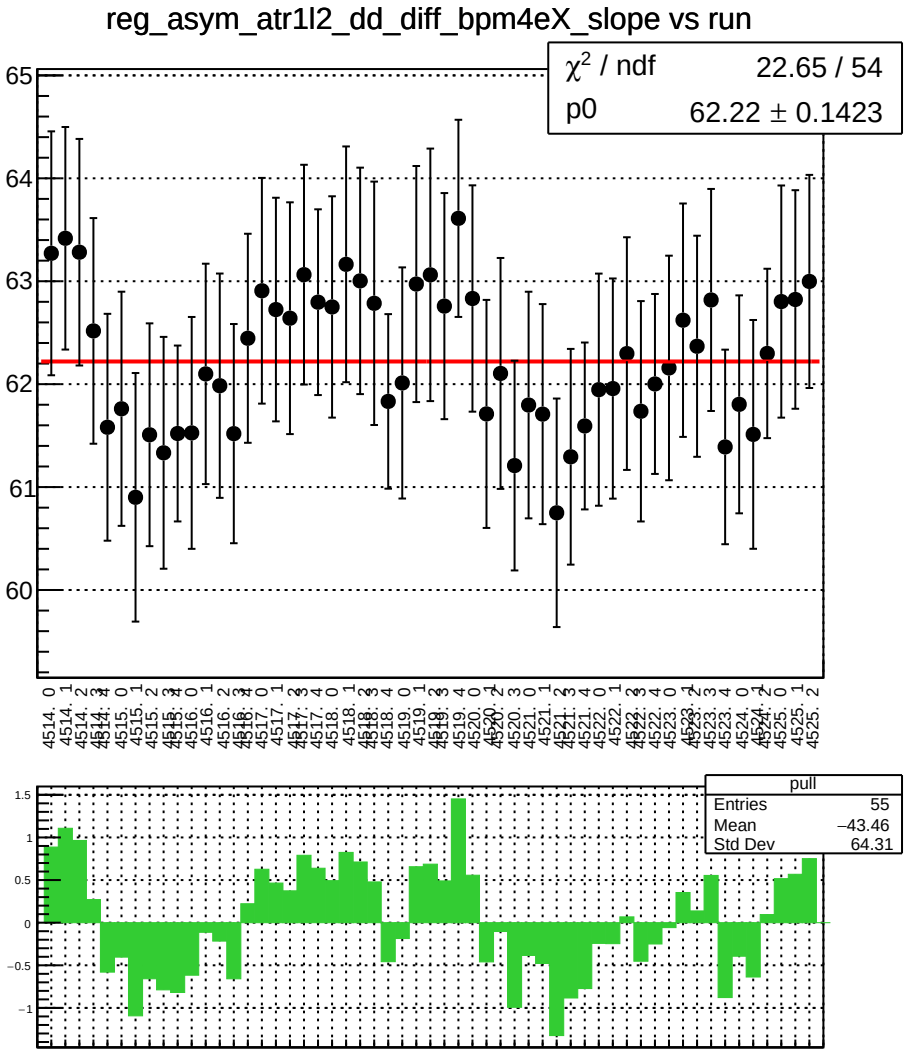
reg_asym_atr1l2_dd_diff_bpm4eX_slope vs run
χ^2 / ndf 22.65 / 54
p0 62.22 ± 0.1423
pull
Entries 55
Mean −43.46
Std Dev 64.31

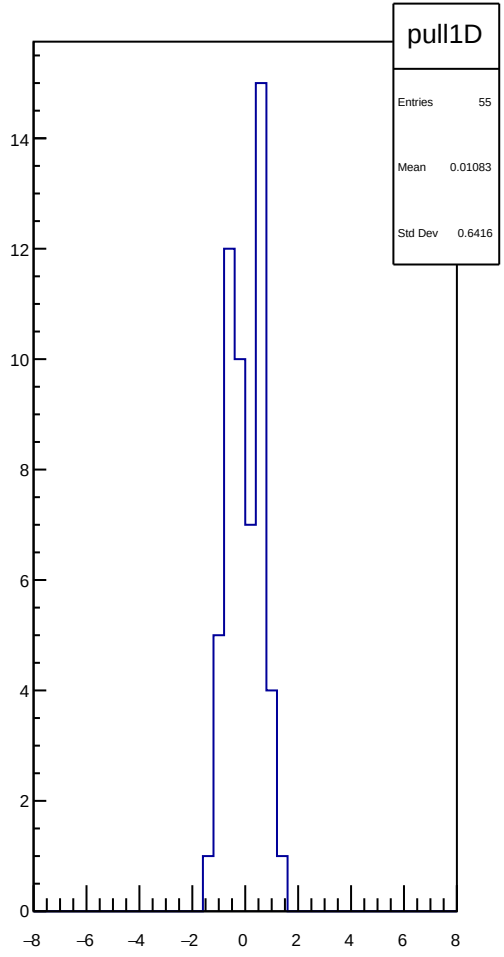
pull1D
Entries 55
Mean 0.01083
Std Dev 0.6416

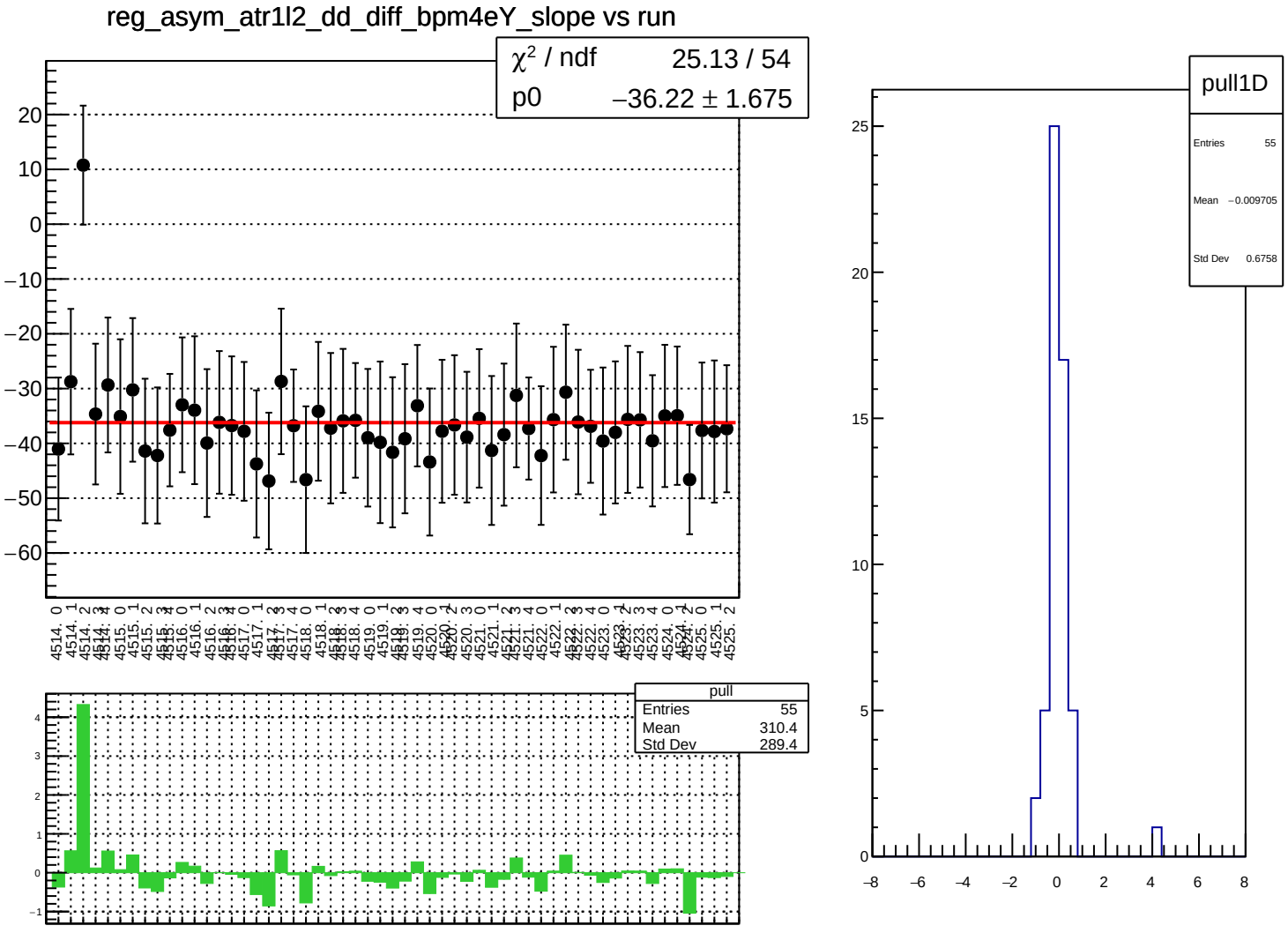
reg_asym_atr1l2_dd_diff_bpm4eY_slope vs run
χ² / ndf 25.13 / 54
p0 −36.22 ± 1.675
pull
Entries 55
Mean 310.4
Std Dev 289.4
pull1D
Entries 55
Mean −0.009705
Std Dev 0.6758

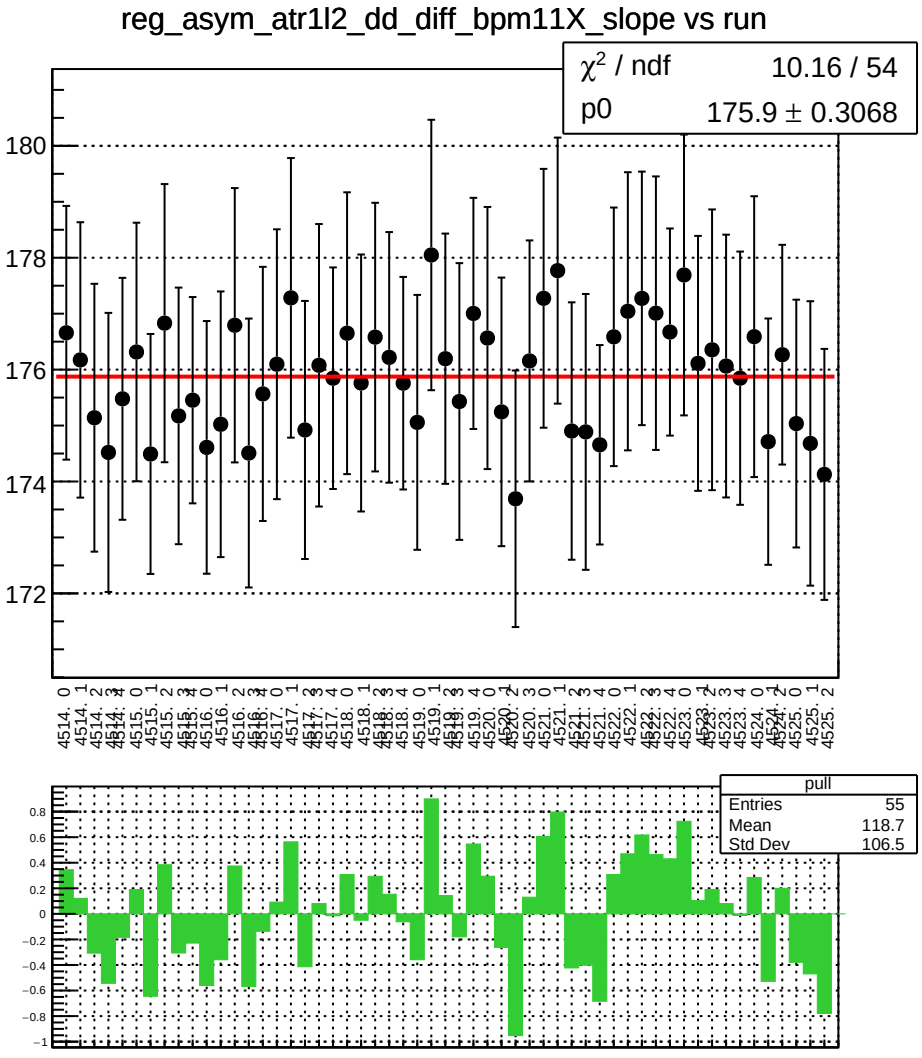
reg_asym_atr1l2_dd_diff_bpm11X_slope vs run
χ^2 / ndf 10.16 / 54
p0 175.9 ± 0.3068
pull
Entries 55
Mean 118.7
Std Dev 106.5

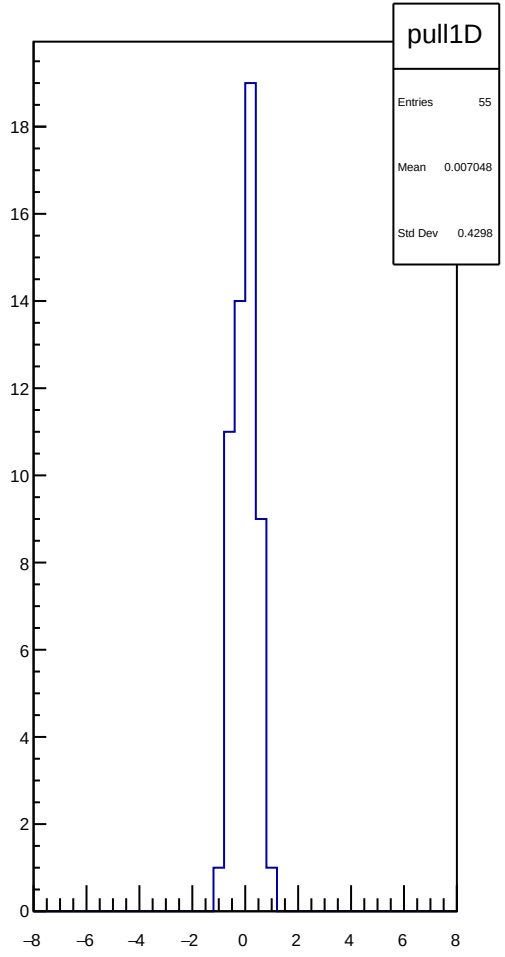
pull1D
Entries 55
Mean 0.007048
Std Dev 0.4298

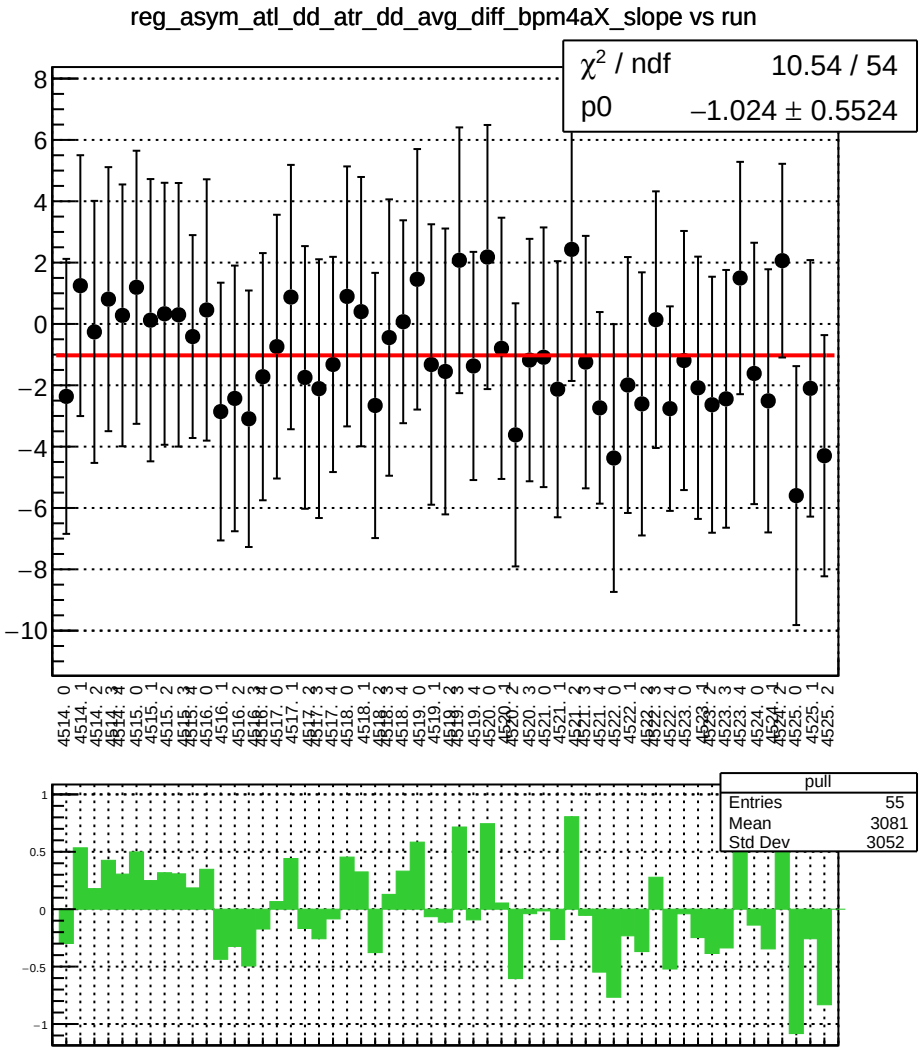
reg_asym_atl_dd_atr_dd_avg_diff_bpm4aX_slope vs run
χ² / ndf 10.54 / 54
p0 −1.024 ± 0.5524
pull
Entries 55
Mean 3081
Std Dev 3052

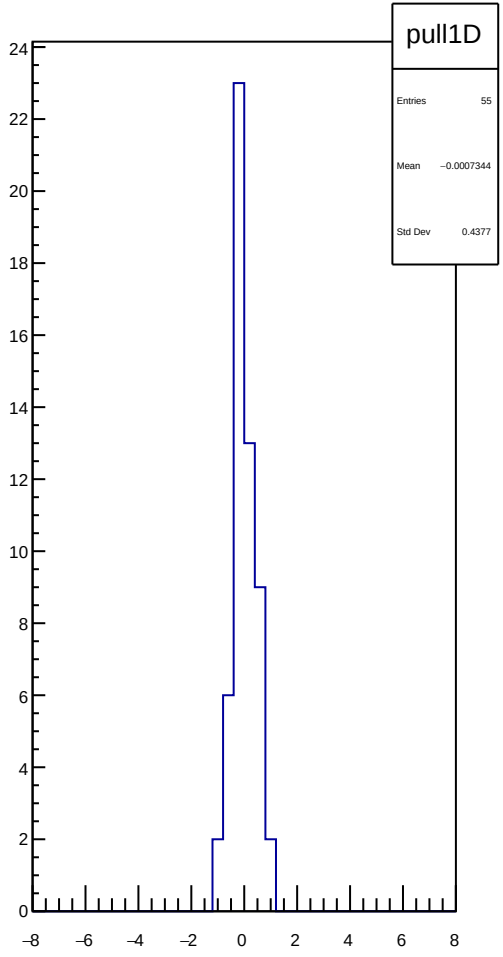
pull1D
Entries 55
Mean −0.0007344
Std Dev 0.4377

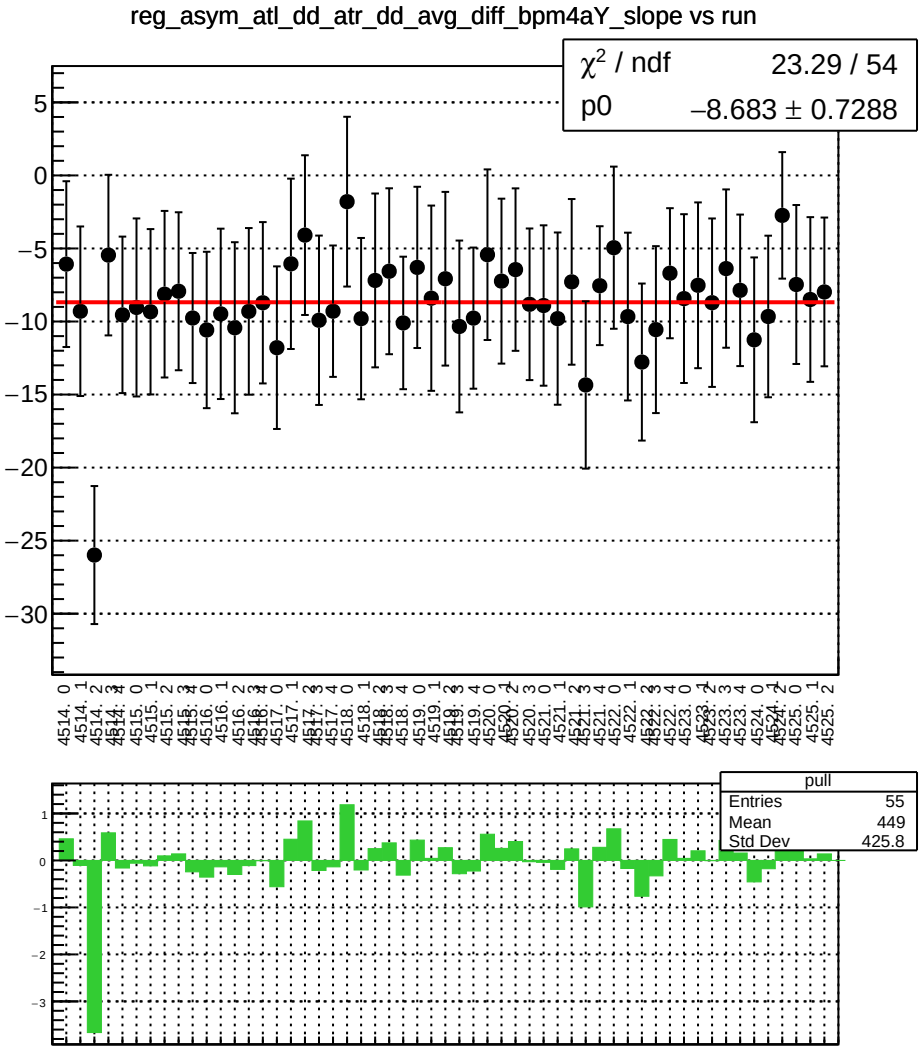
reg_asym_atl_dd_atr_dd_avg_diff_bpm4aY_slope vs run
χ² / ndf 23.29 / 54
p0 −8.683 ± 0.7288
pull
Entries 55
Mean 449
Std Dev 425.8

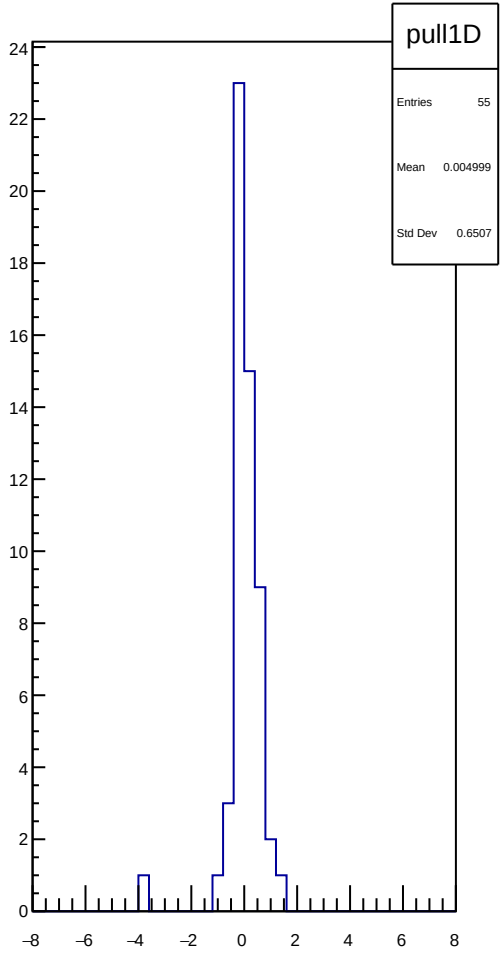
pull1D
Entries 55
Mean 0.004999
Std Dev 0.6507

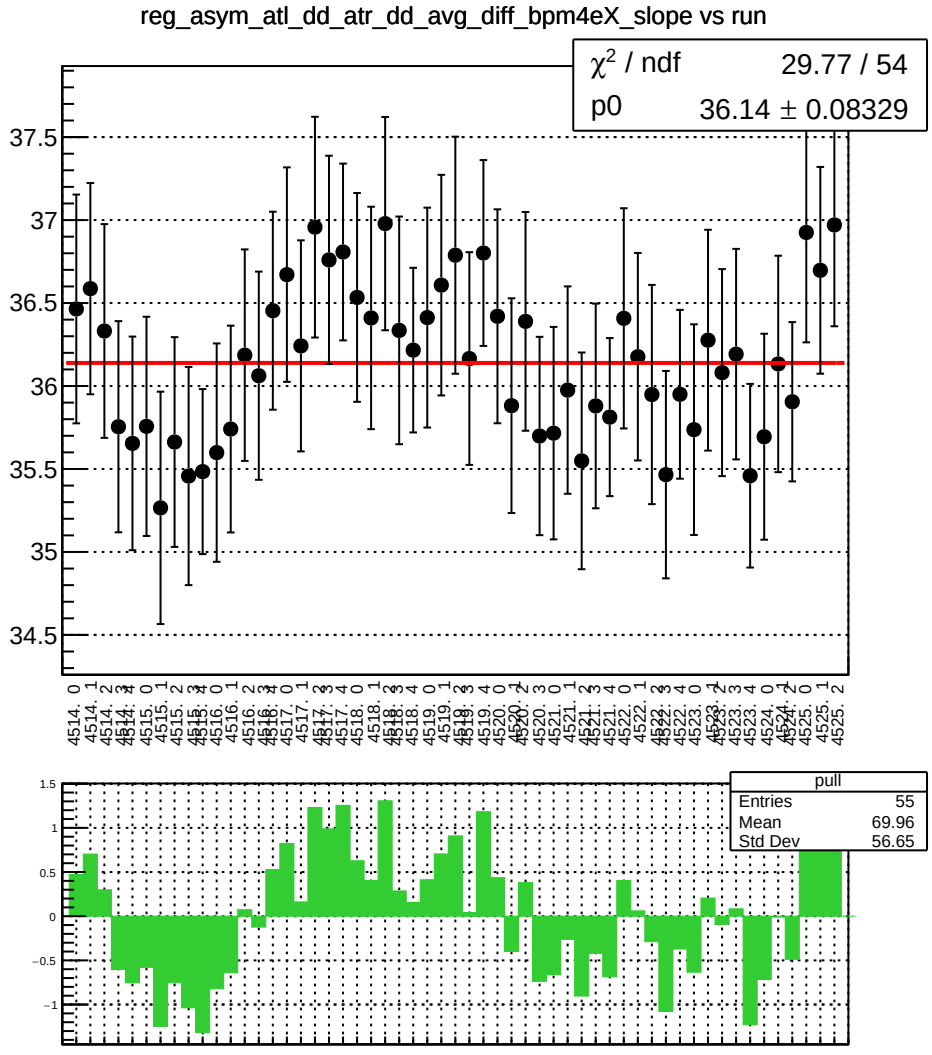
reg_asym_atl_dd_atr_dd_avg_diff_bpm4eX_slope vs run
χ² / ndf 29.77 / 54
p0 36.14 ± 0.08329
pull
Entries 55
Mean 69.96
Std Dev 56.65

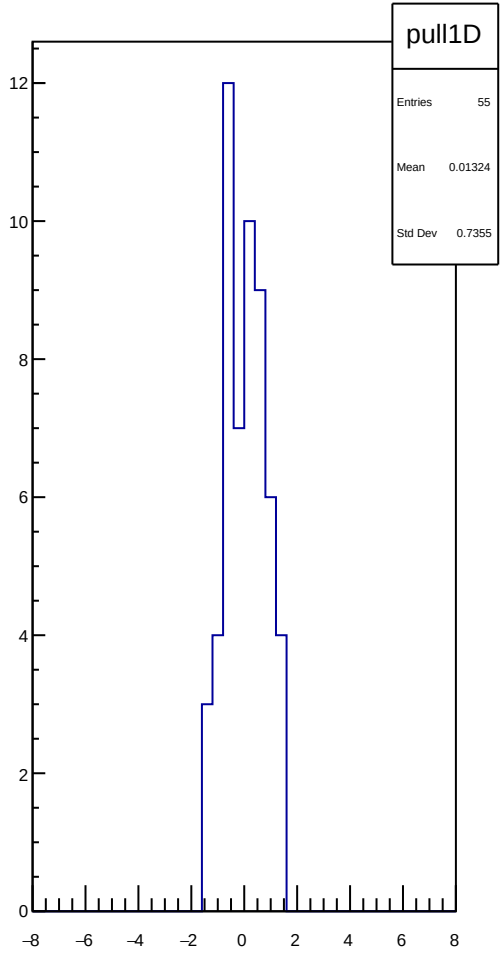
pull1D
Entries 55
Mean 0.01324
Std Dev 0.7355

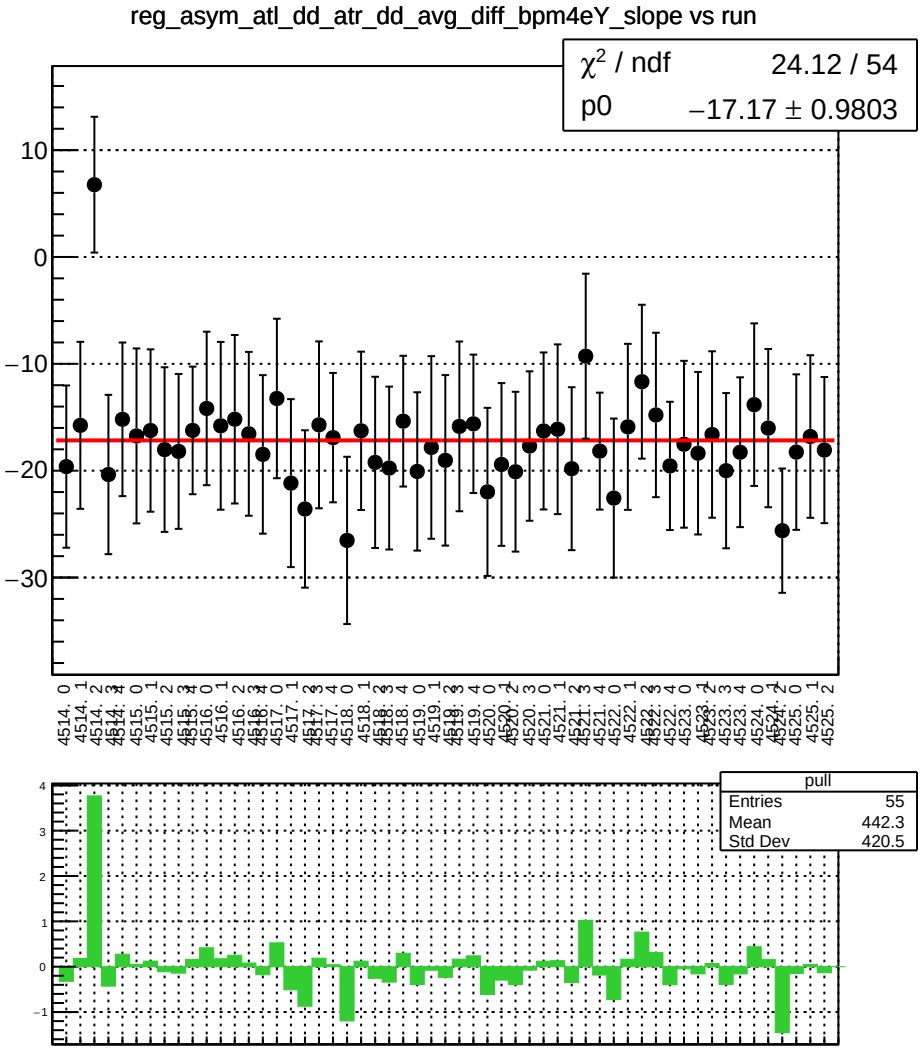
reg_asym_atl_dd_atr_dd_avg_diff_bpm4eY_slope vs run
χ² / ndf 24.12 / 54
p0 −17.17 ± 0.9803
pull
Entries 55
Mean 442.3
Std Dev 420.5

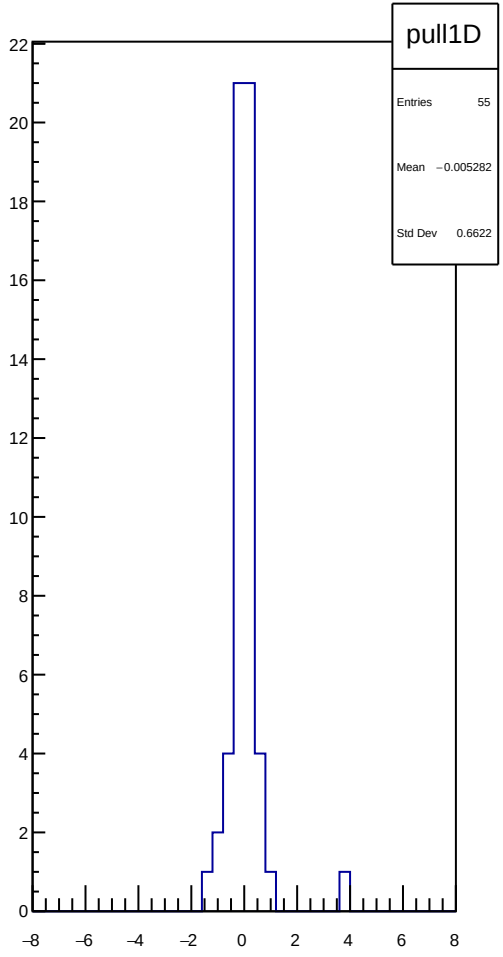
pull1D
Entries 55
Mean −0.005282
Std Dev 0.6622

reg_asym_atl_dd_atr_dd_avg_diff_bpm11X_slope vs run

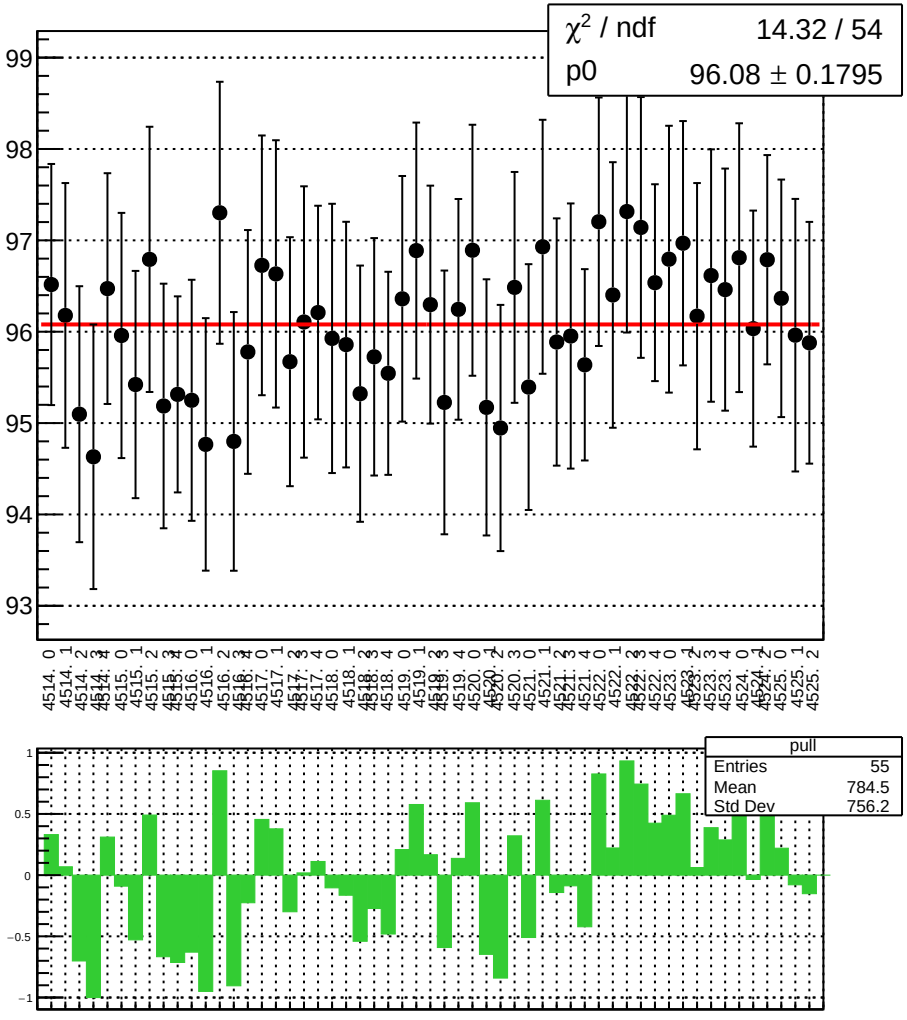

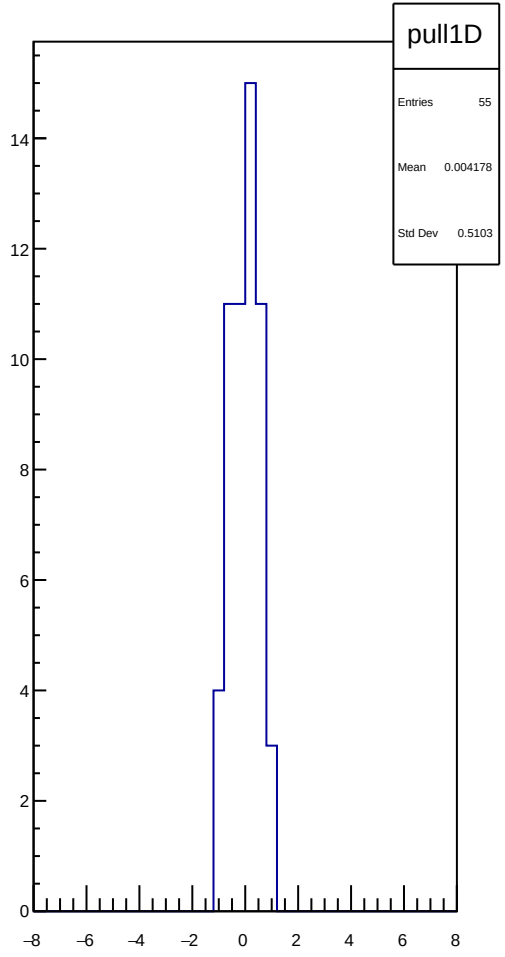

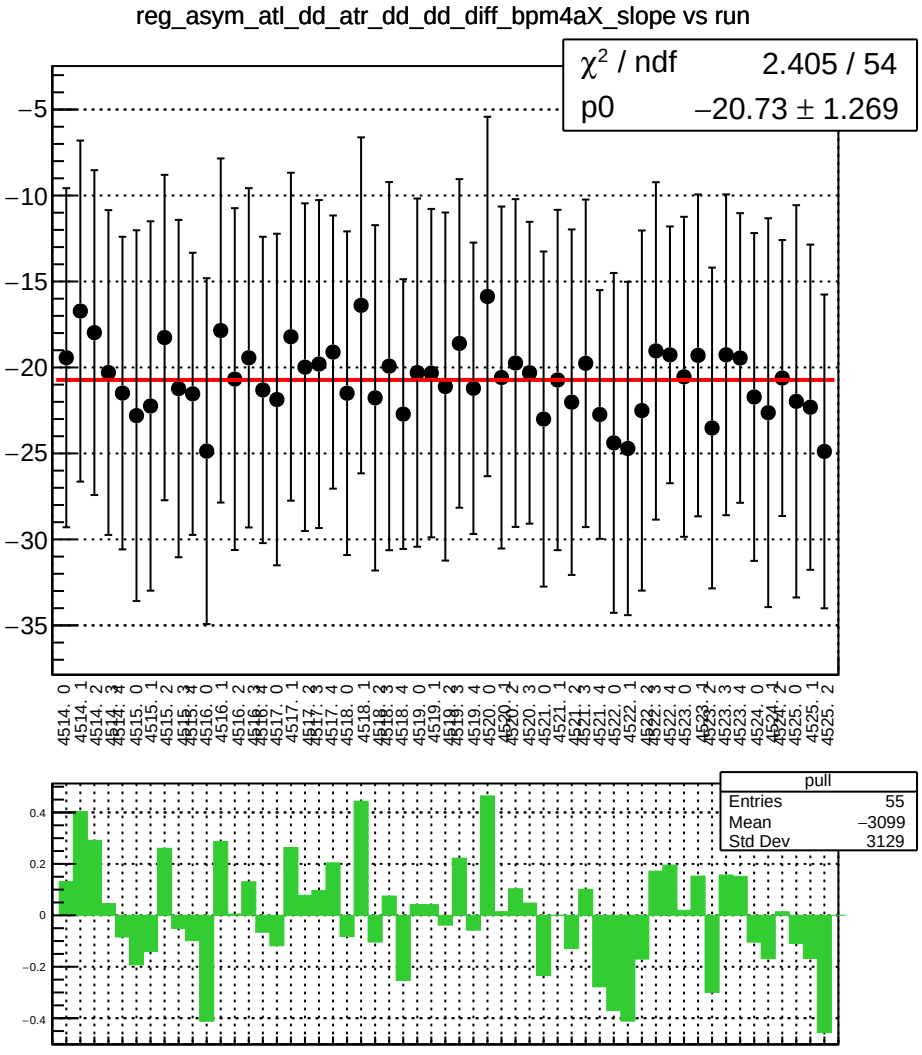
reg_asym_atl_dd_atr_dd_dd_diff_bpm4aX_slope vs run
χ² / ndf 2.405 / 54
p0 −20.73 ± 1.269
pull
Entries 55
Mean −3099
Std Dev 3129

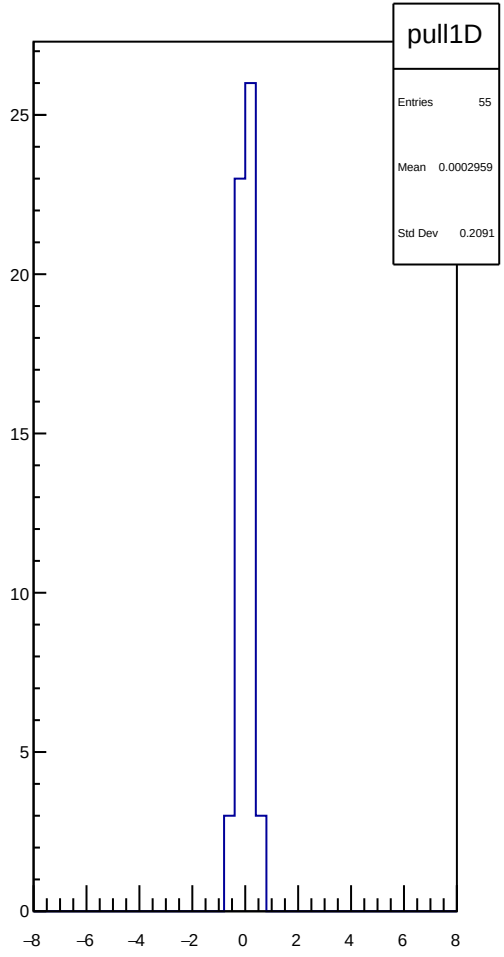
pull1D
Entries 55
Mean 0.0002959
Std Dev 0.2091

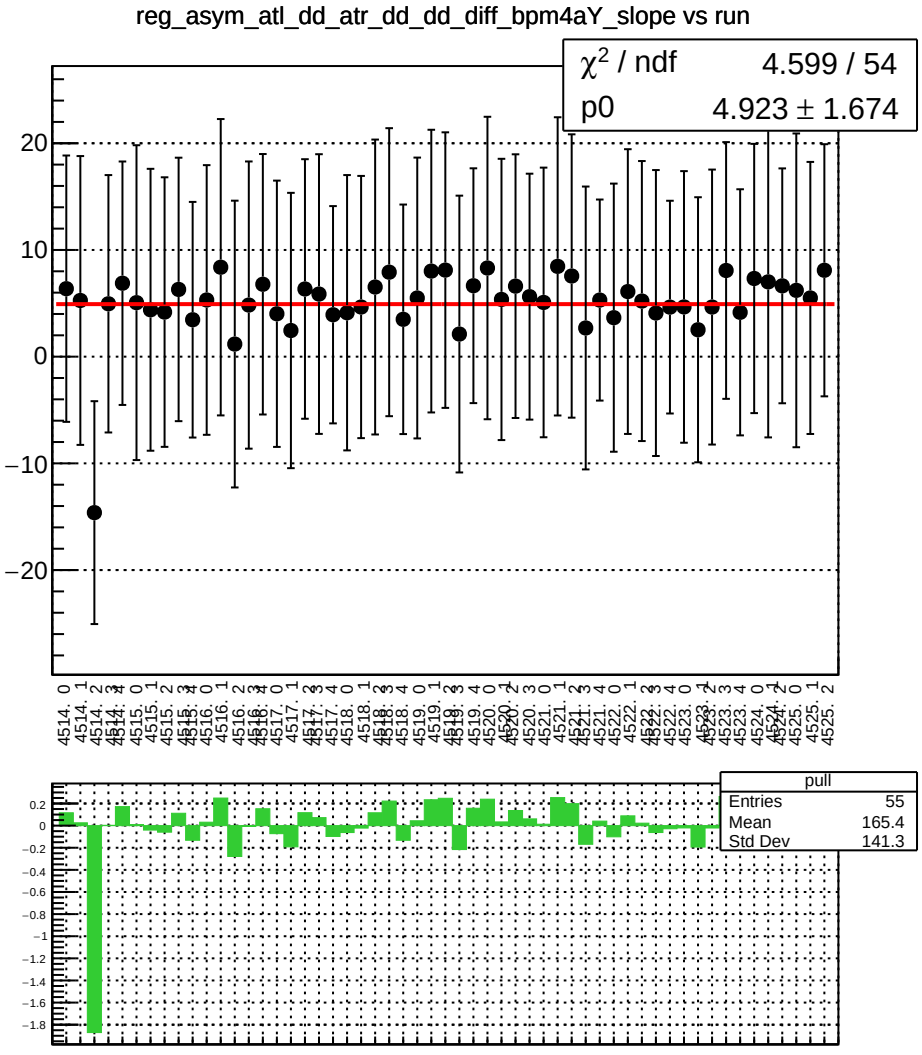
reg_asym_atl_dd_atr_dd_dd_diff_bpm4aY_slope vs run
χ^2 / ndf 4.599 / 54
p0 4.923 ± 1.674
pull
Entries 55
Mean 165.4
Std Dev 141.3

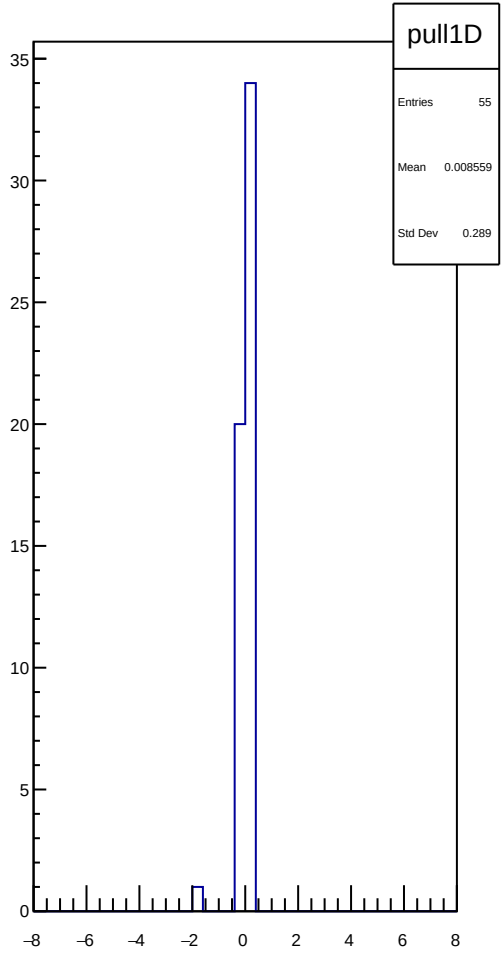
pull1D
Entries 55
Mean 0.008559
Std Dev 0.289

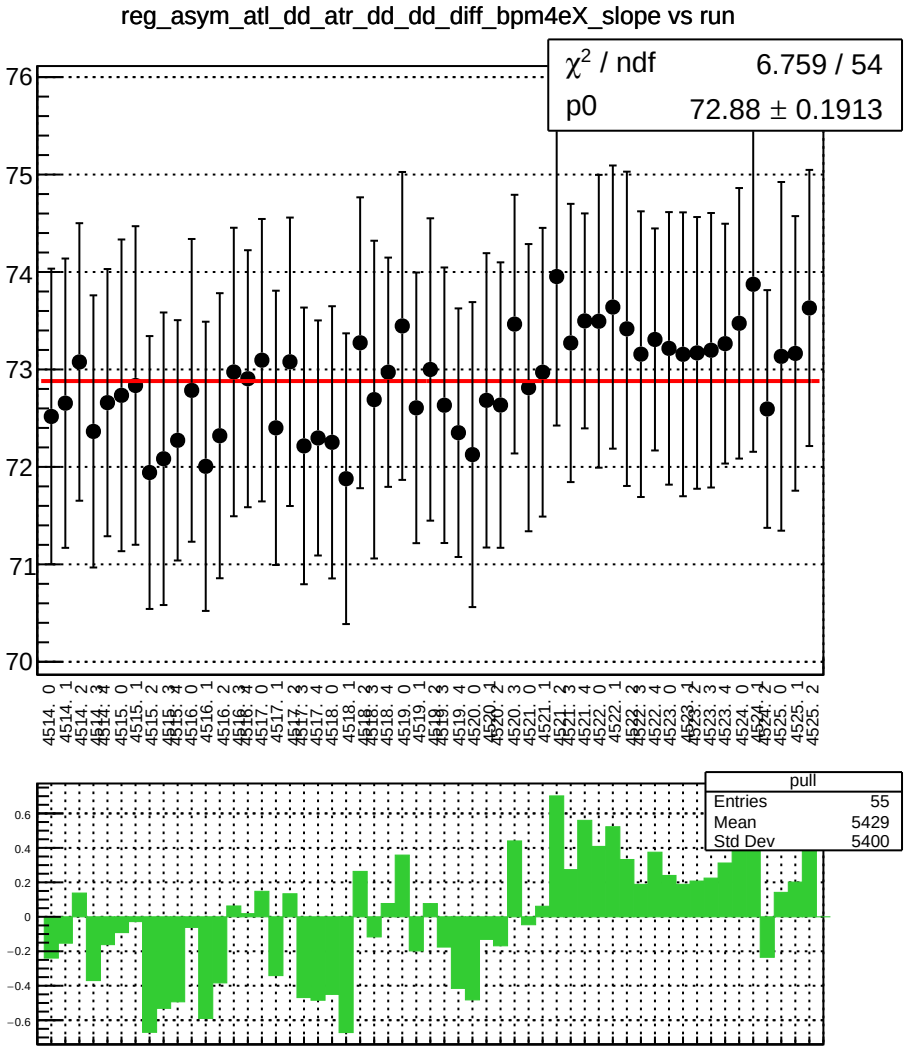
reg_asym_atl_dd_atr_dd_dd_diff_bpm4eX_slope vs run
χ² / ndf 6.759 / 54
p0 72.88 ± 0.1913
pull
Entries 55
Mean 5429
Std Dev 5400

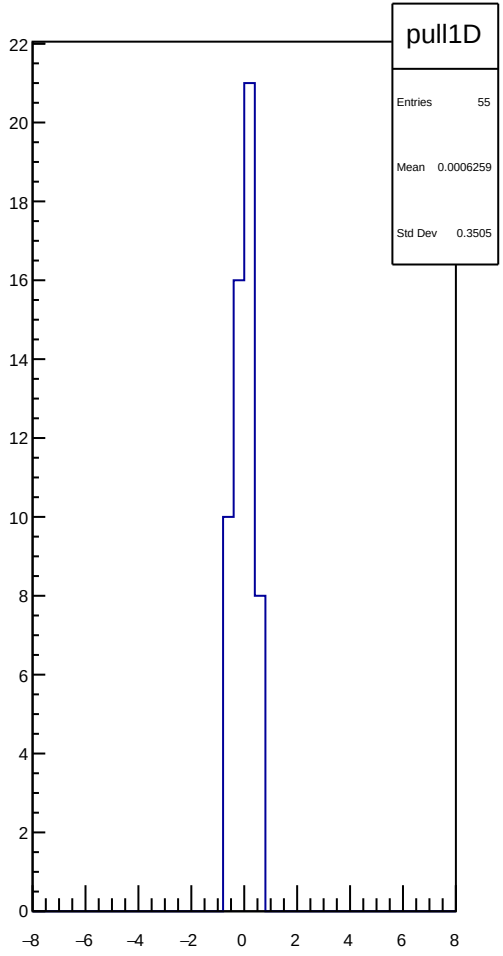
pull1D
Entries 55
Mean 0.0006259
Std Dev 0.3505

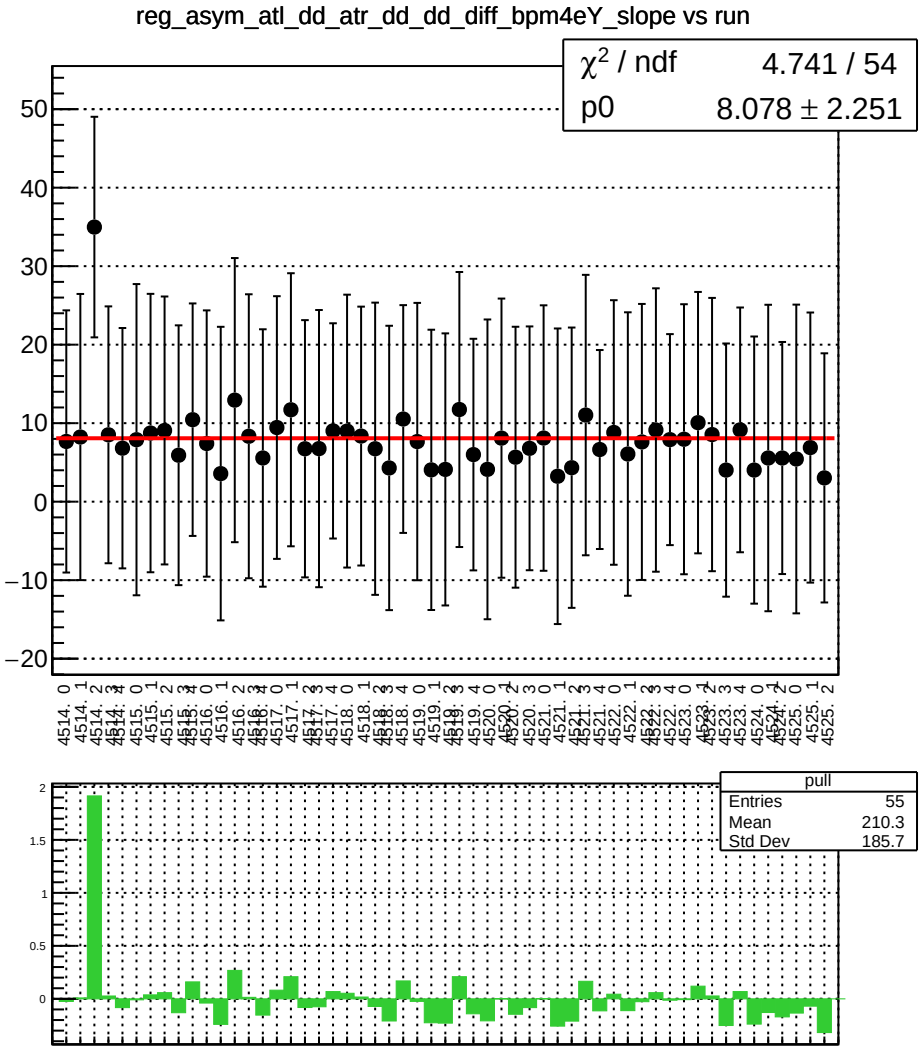
reg_asym_atl_dd_atr_dd_dd_diff_bpm4eY_slope vs run
χ² / ndf 4.741 / 54
p0 8.078 ± 2.251
pull
Entries 55
Mean 210.3
Std Dev 185.7

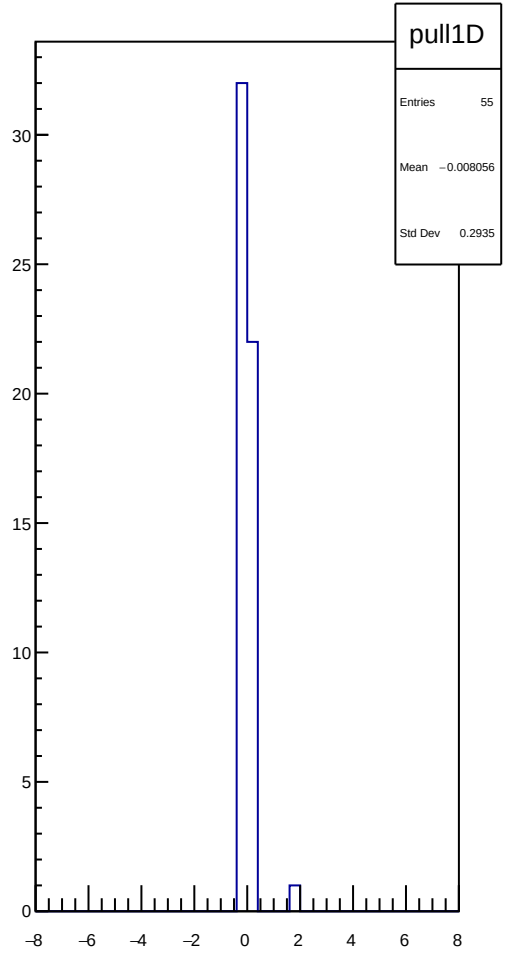
pull1D
Entries 55
Mean −0.008056
Std Dev 0.2935

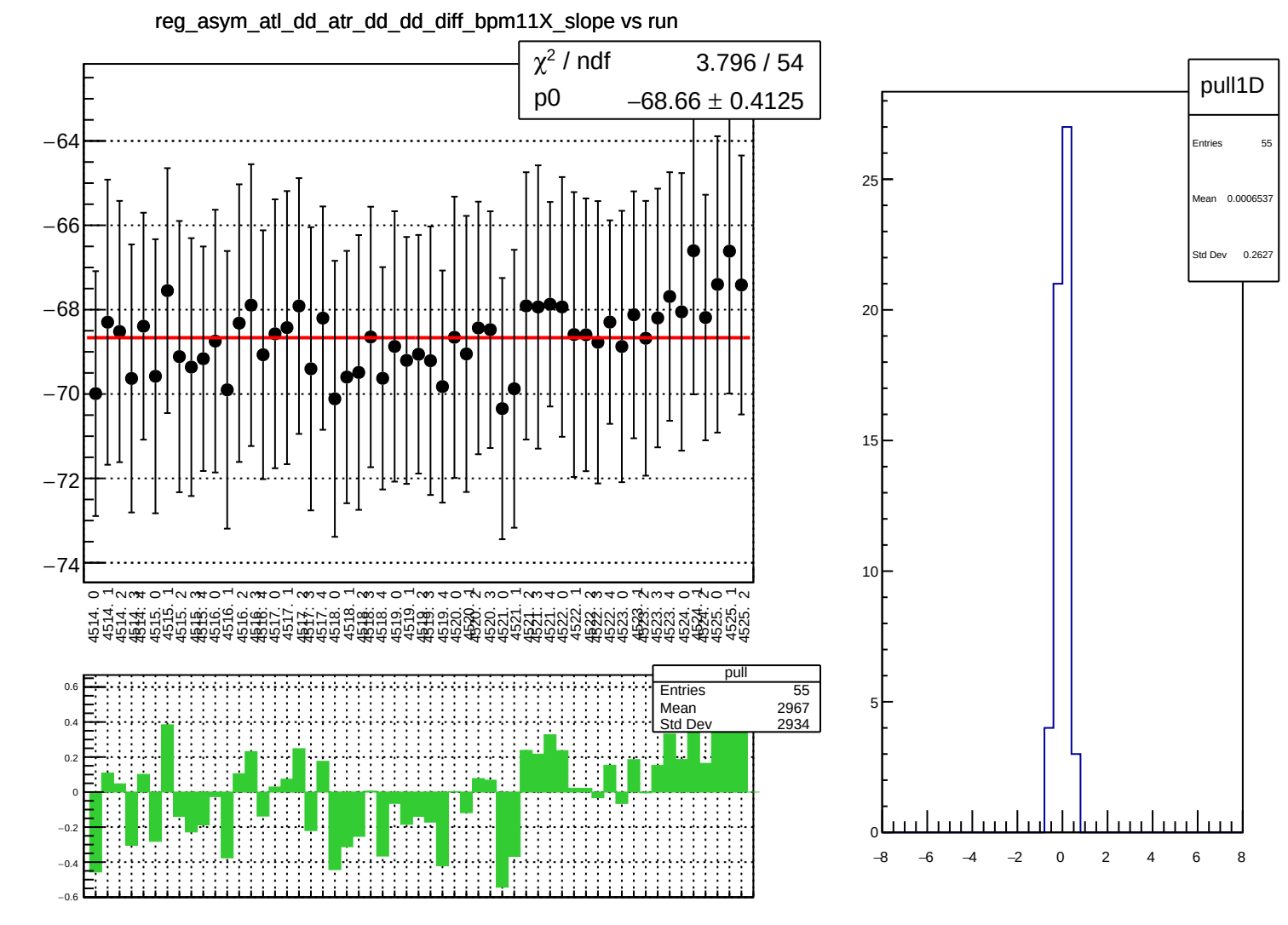
reg_asym_atl_dd_atr_dd_dd_diff_bpm11X_slope vs run
χ² / ndf 3.796 / 54
p0 −68.66 ± 0.4125
pull
Entries 55
Mean 2967
Std Dev 2934
pull1D
Entries 55
Mean 0.0006537
Std Dev 0.2627

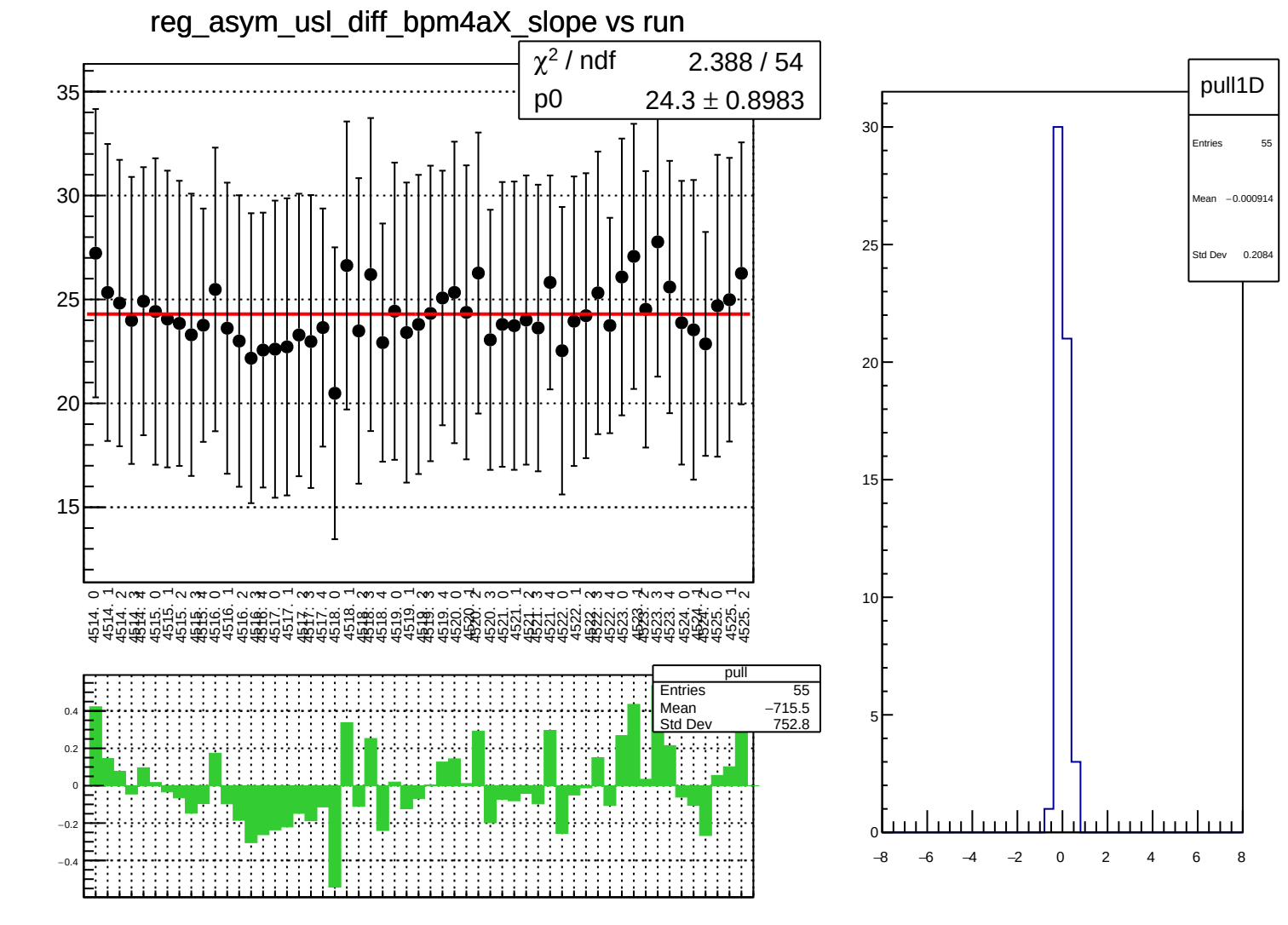
reg_asym_usl_diff_bpm4aX_slope vs run
χ² / ndf 2.388 / 54
p0 24.3 ± 0.8983
pull
Entries 55
Mean −715.5
Std Dev 752.8
pull1D
Entries 55
Mean −0.000914
Std Dev 0.2084

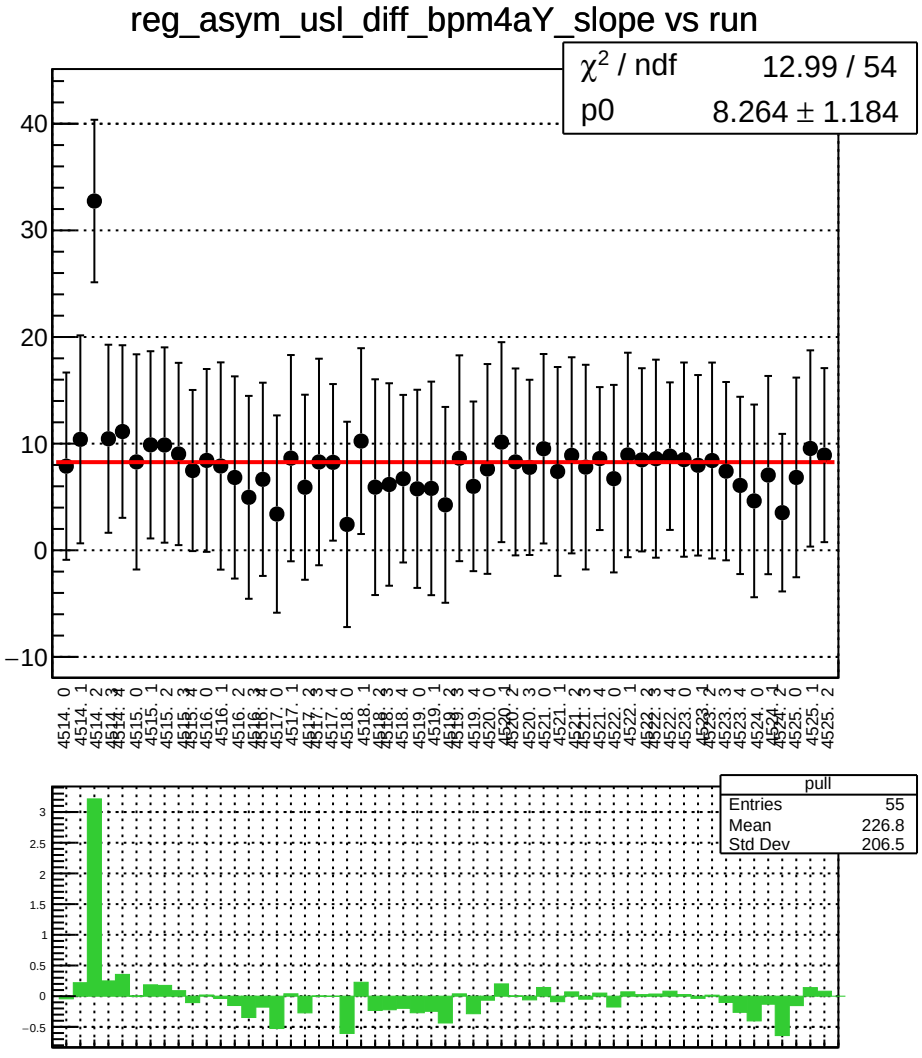
reg_asym_usl_diff_bpm4aY_slope vs run
χ2 / ndf 12.99 / 54
p0 8.264 ± 1.184
pull
Entries 55
Mean 226.8
Std Dev 206.5

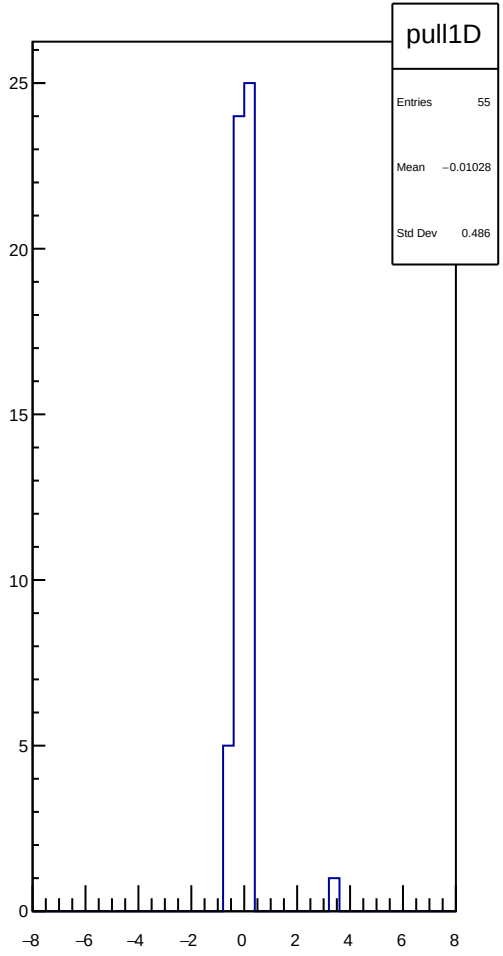
pull1D
Entries 55
Mean −0.01028
Std Dev 0.486

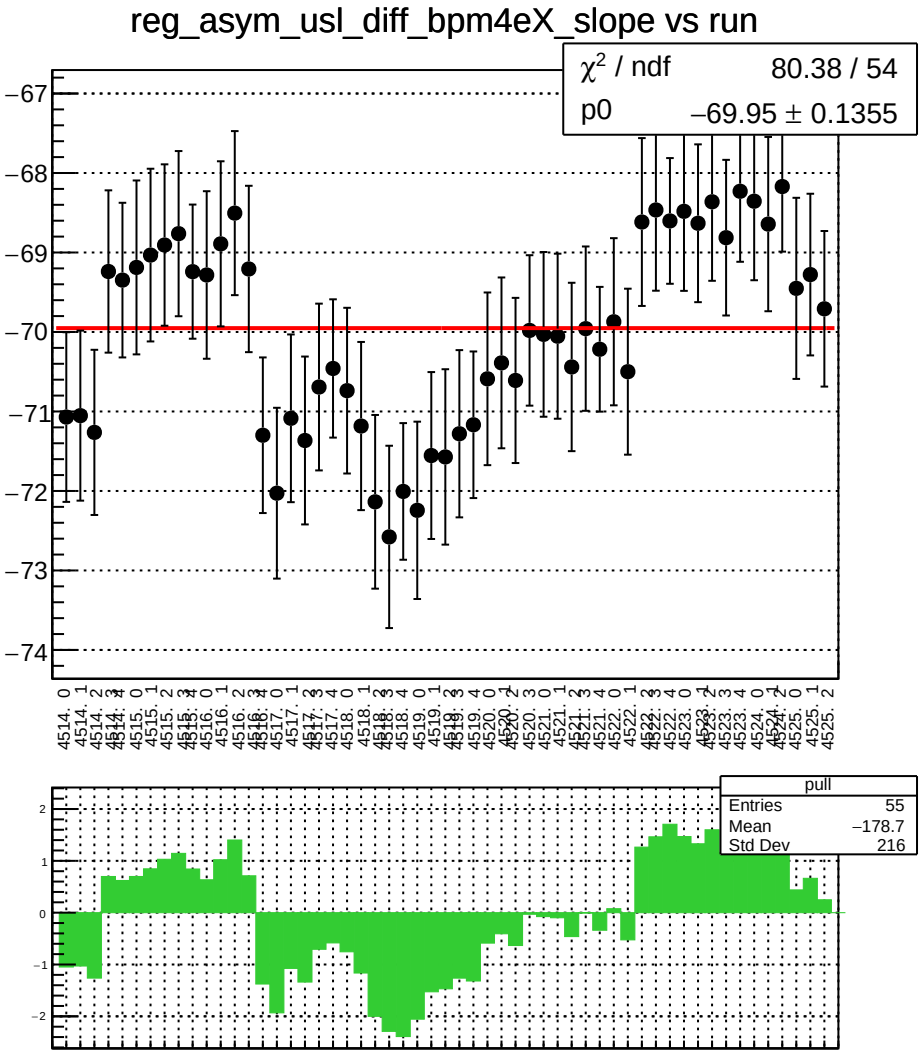
reg_asym_usl_diff_bpm4eX_slope vs run
χ² / ndf 80.38 / 54
p0 −69.95 ± 0.1355
pull
Entries 55
Mean −178.7
Std Dev 216

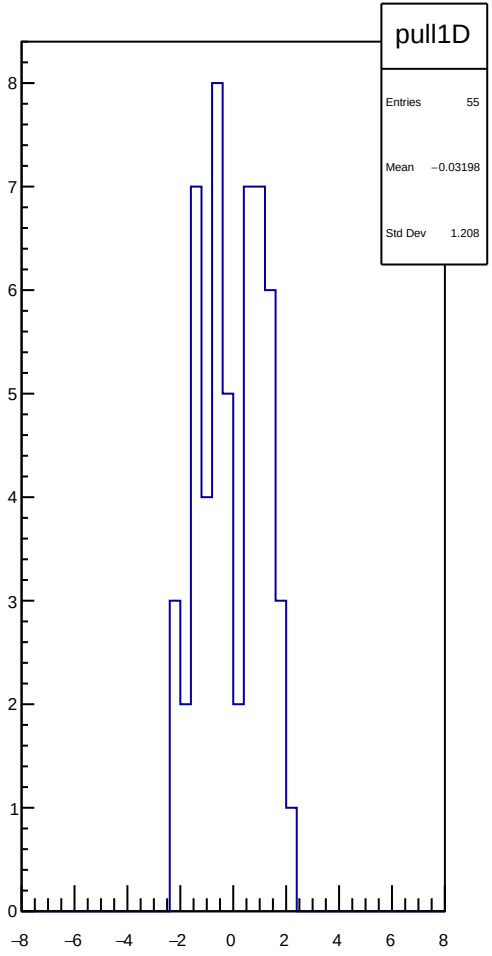
pull1D
Entries 55
Mean −0.03198
Std Dev 1.208

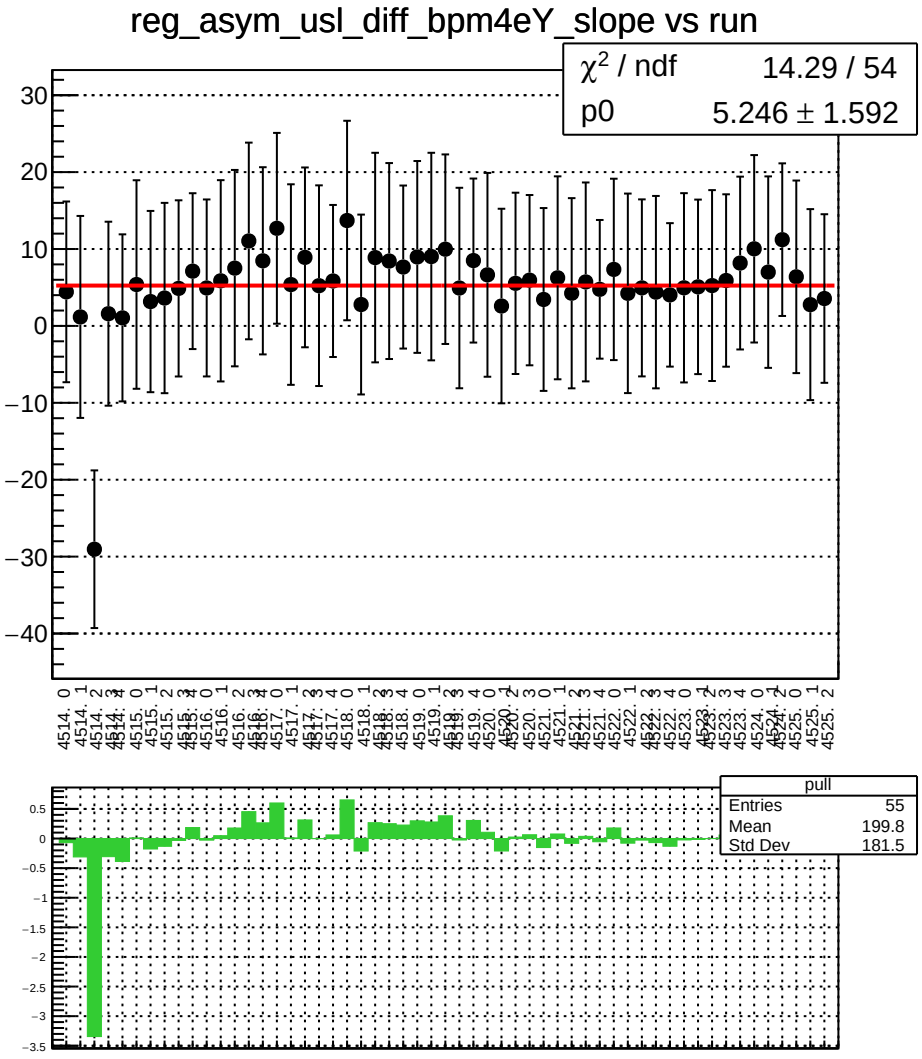
reg_asym_usl_diff_bpm4eY_slope vs run
χ^2 / ndf 14.29 / 54
p0 5.246 ± 1.592
pull
Entries 55
Mean 199.8
Std Dev 181.5

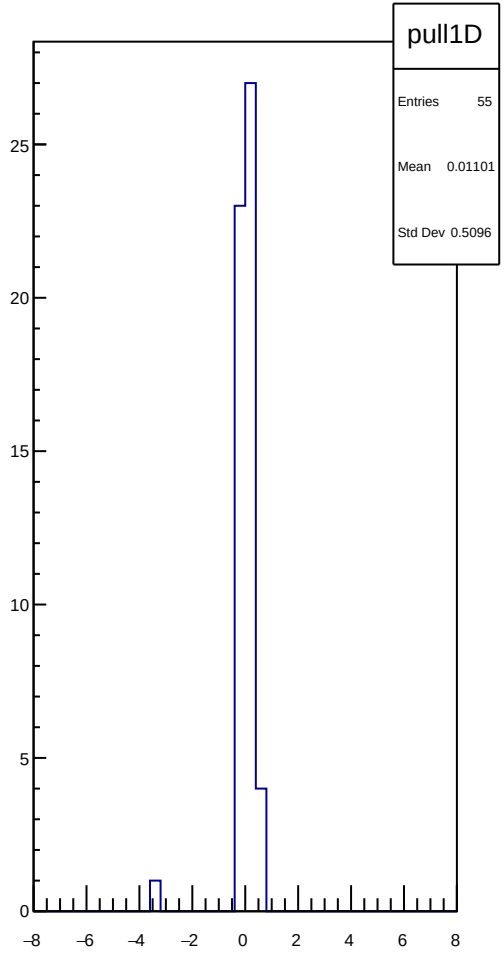
pull1D
Entries 55
Mean 0.01101
Std Dev 0.5096

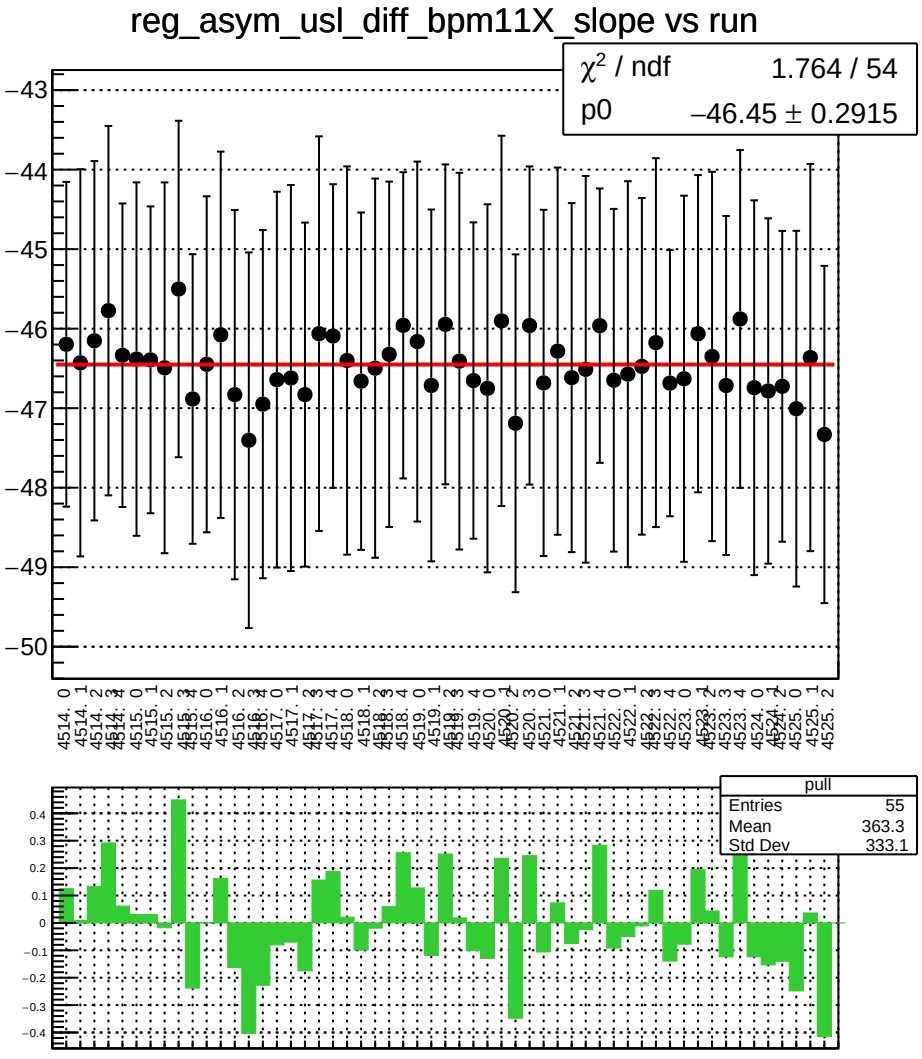
reg_asym_usl_diff_bpm11X_slope vs run
χ² / ndf 1.764 / 54
p0 −46.45 ± 0.2915
pull
Entries 55
Mean 363.3
Std Dev 333.1

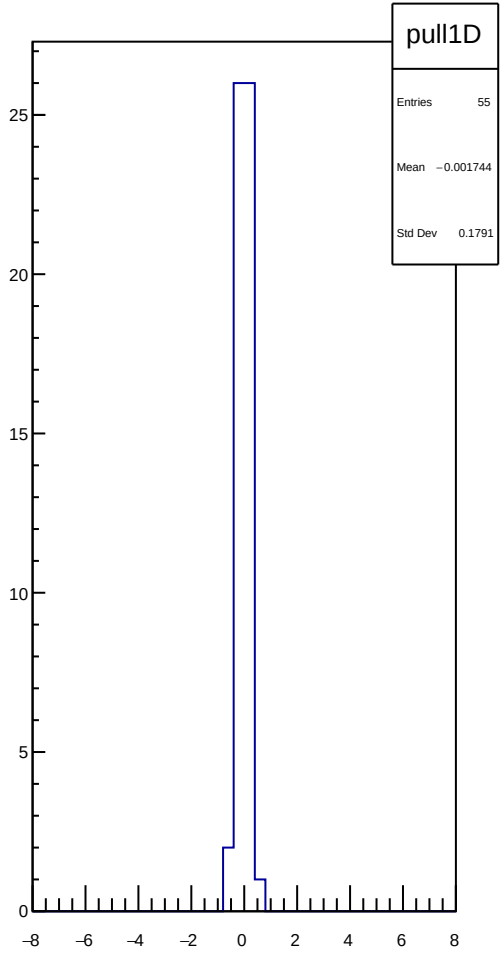
pull1D
Entries 55
Mean −0.001744
Std Dev 0.1791

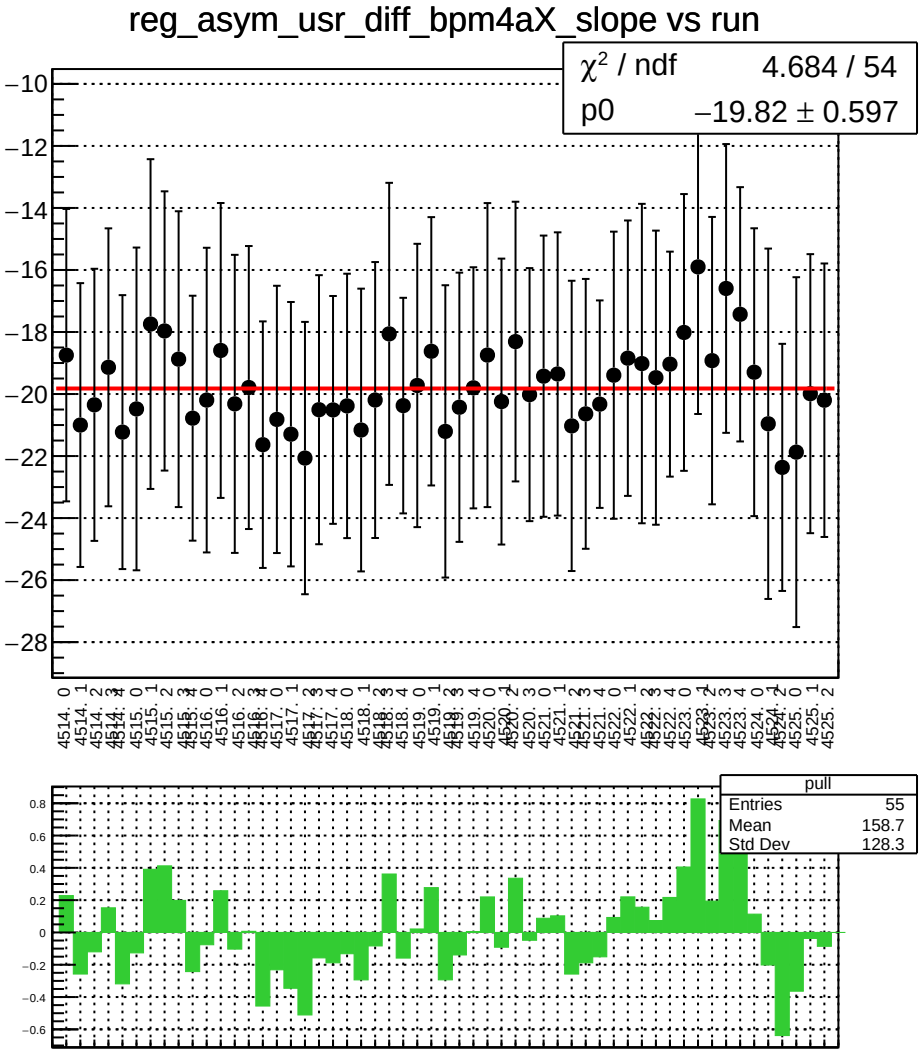
reg_asym_usr_diff_bpm4aX_slope vs run
χ² / ndf 4.684 / 54
p0 −19.82 ± 0.597
pull
Entries 55
Mean 158.7
Std Dev 128.3

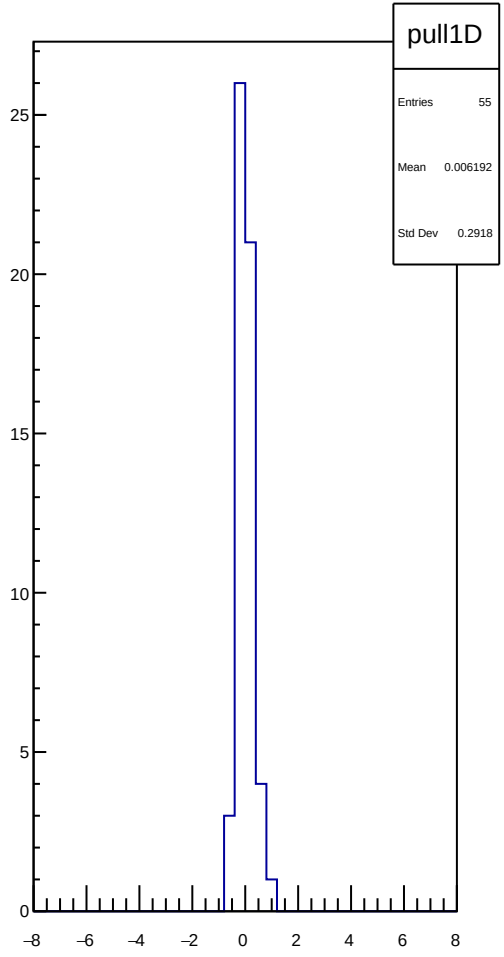
pull1D
Entries 55
Mean 0.006192
Std Dev 0.2918

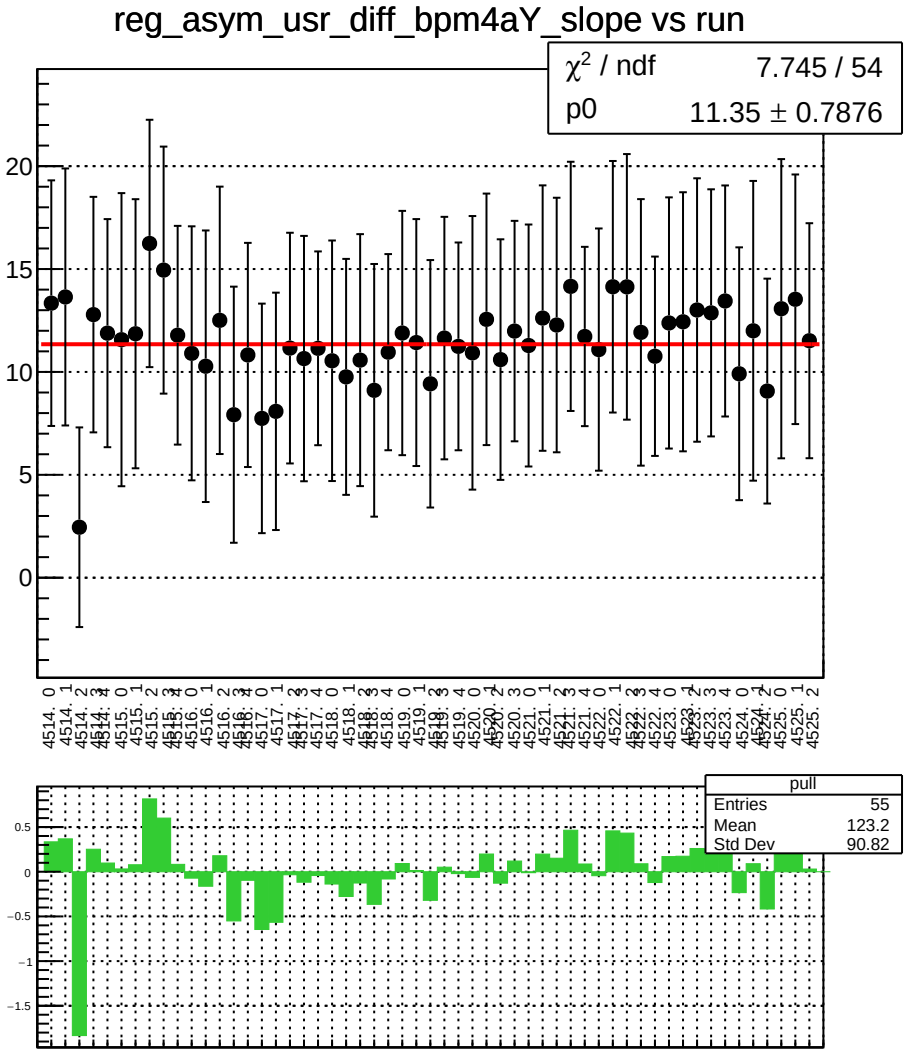
reg_asym_usr_diff_bpm4aY_slope vs run
χ^2 / ndf 7.745 / 54
p0 11.35 ± 0.7876
pull
Entries 55
Mean 123.2
Std Dev 90.82

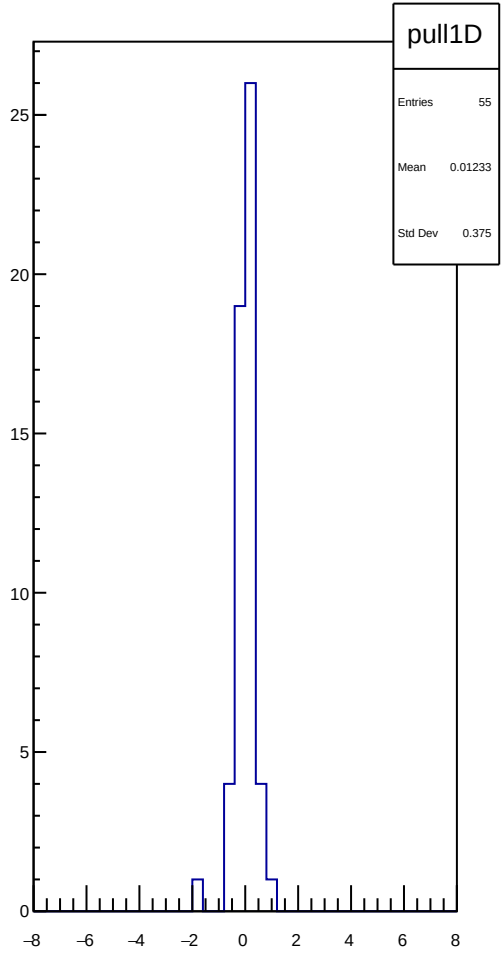
pull1D
Entries 55
Mean 0.01233
Std Dev 0.375

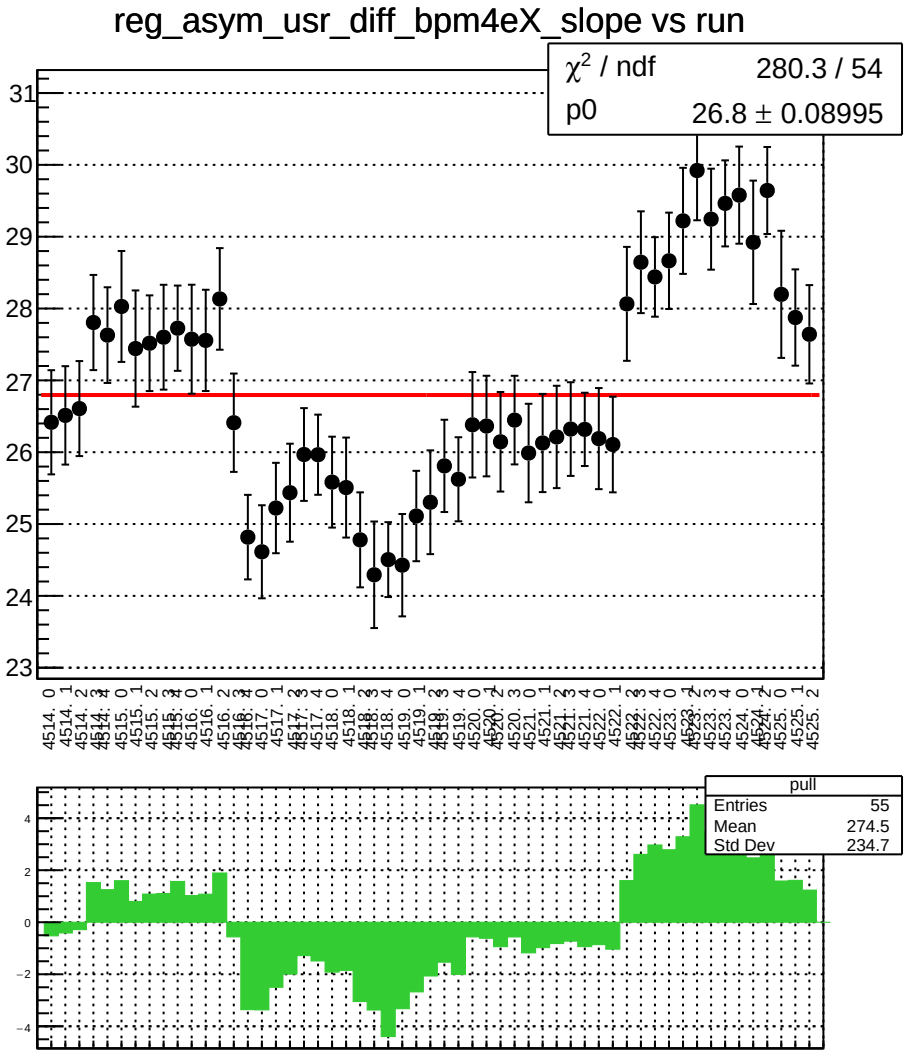
reg_asym_usr_diff_bpm4eX_slope vs run
χ^2 / ndf 280.3 / 54
p0 26.8 ± 0.08995
pull
Entries 55
Mean 274.5
Std Dev 234.7

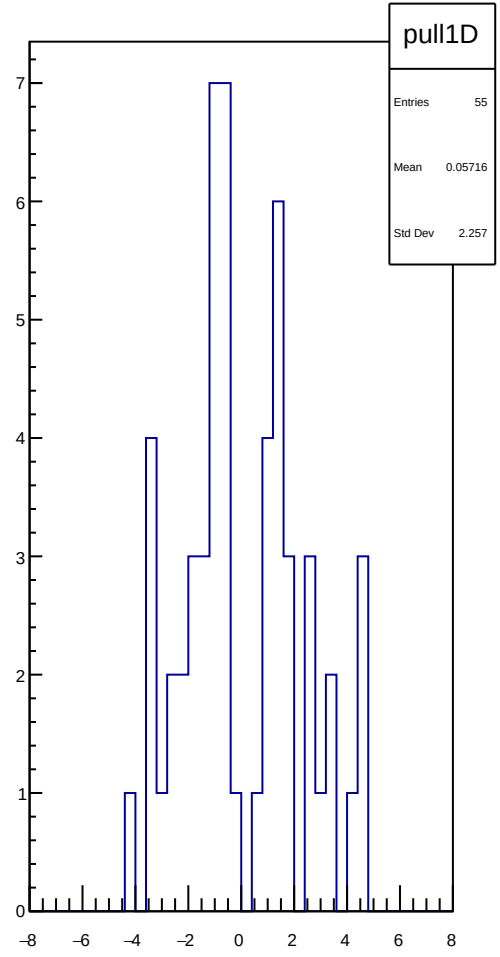
pull1D
Entries 55
Mean 0.05716
Std Dev 2.257

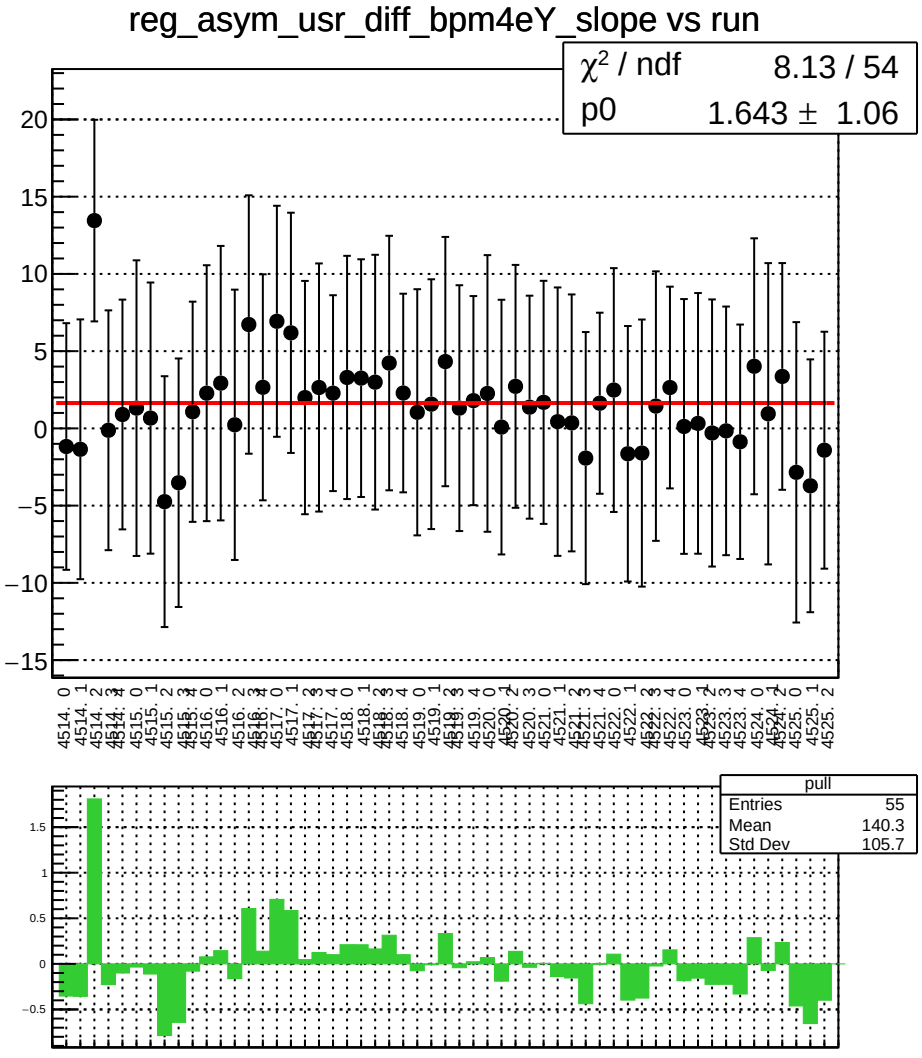
reg_asym_usr_diff_bpm4eY_slope vs run
χ² / ndf 8.13 / 54
p0 1.643 ± 1.06
pull
Entries 55
Mean 140.3
Std Dev 105.7

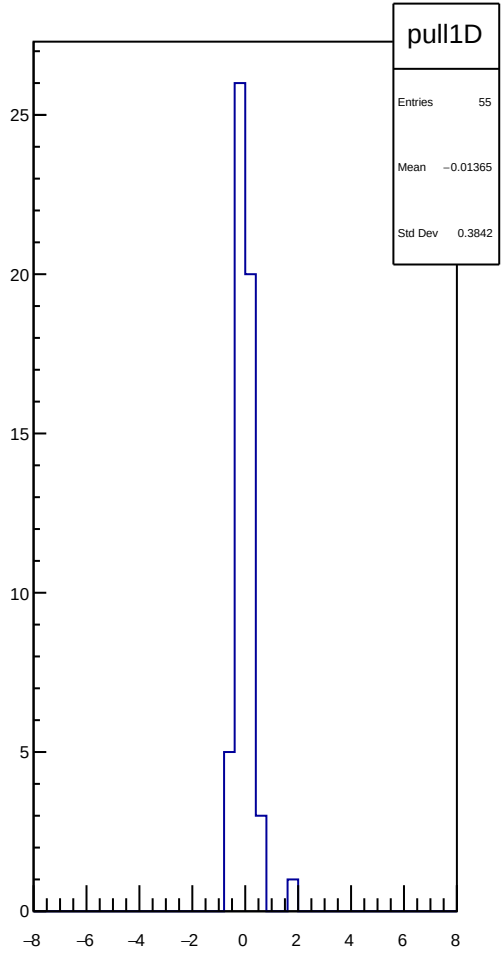
pull1D
Entries 55
Mean −0.01365
Std Dev 0.3842

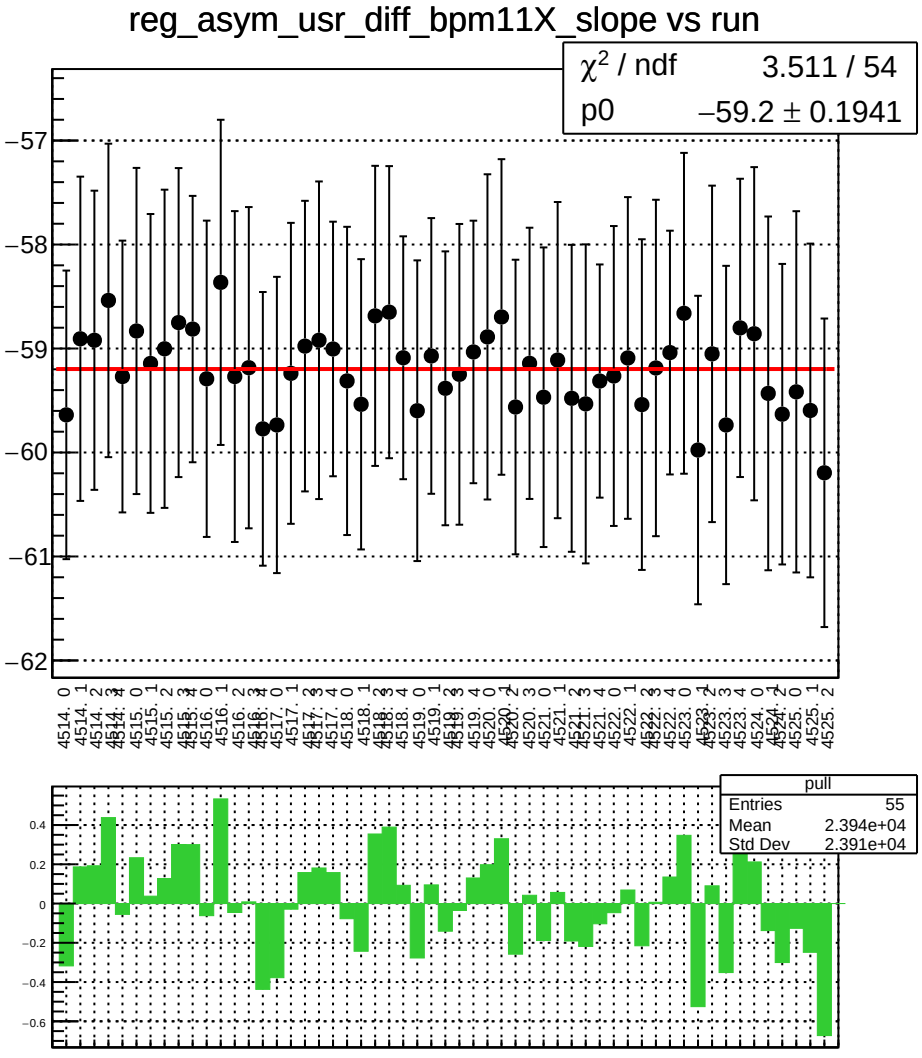
reg_asym_usr_diff_bpm11X_slope vs run
χ^2 / ndf 3.511 / 54
p0 −59.2 ± 0.1941
pull
Entries 55
Mean 2.394e+04
Std Dev 2.391e+04

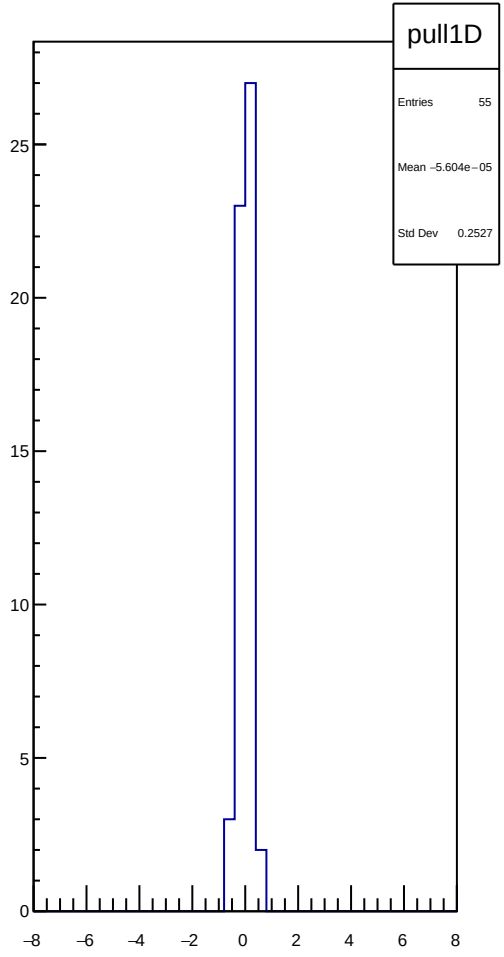
pull1D
Entries 55
Mean −5.604e−05
Std Dev 0.2527

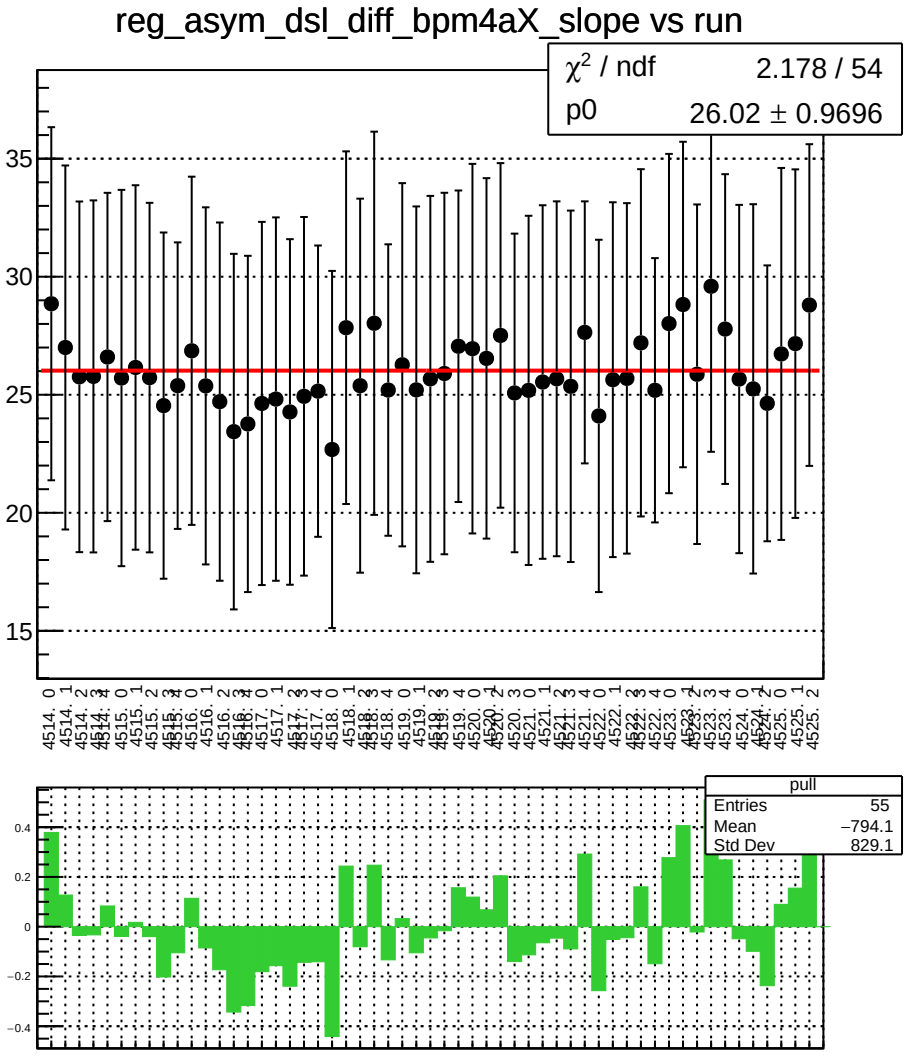
reg_asym_dsl_diff_bpm4aX_slope vs run
χ² / ndf 2.178 / 54
p0 26.02 ± 0.9696
pull
Entries 55
Mean −794.1
Std Dev 829.1

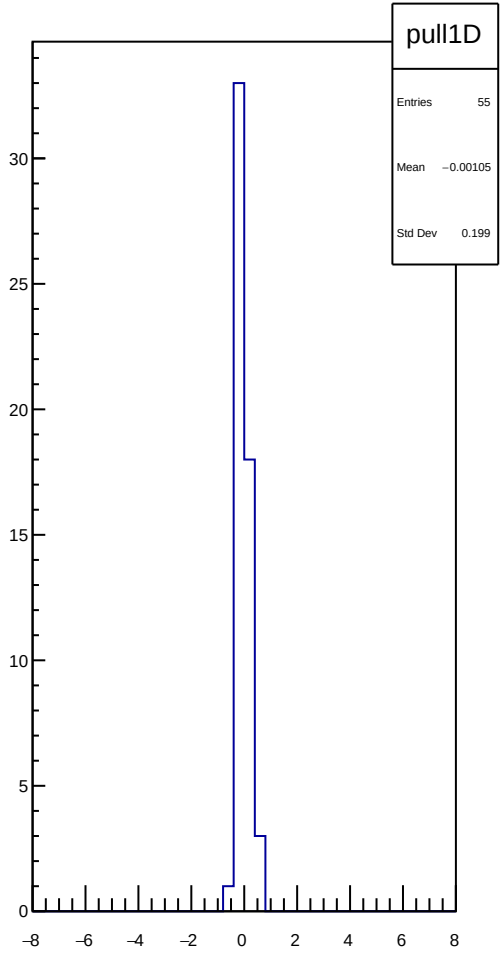
pull1D
Entries 55
Mean −0.00105
Std Dev 0.199

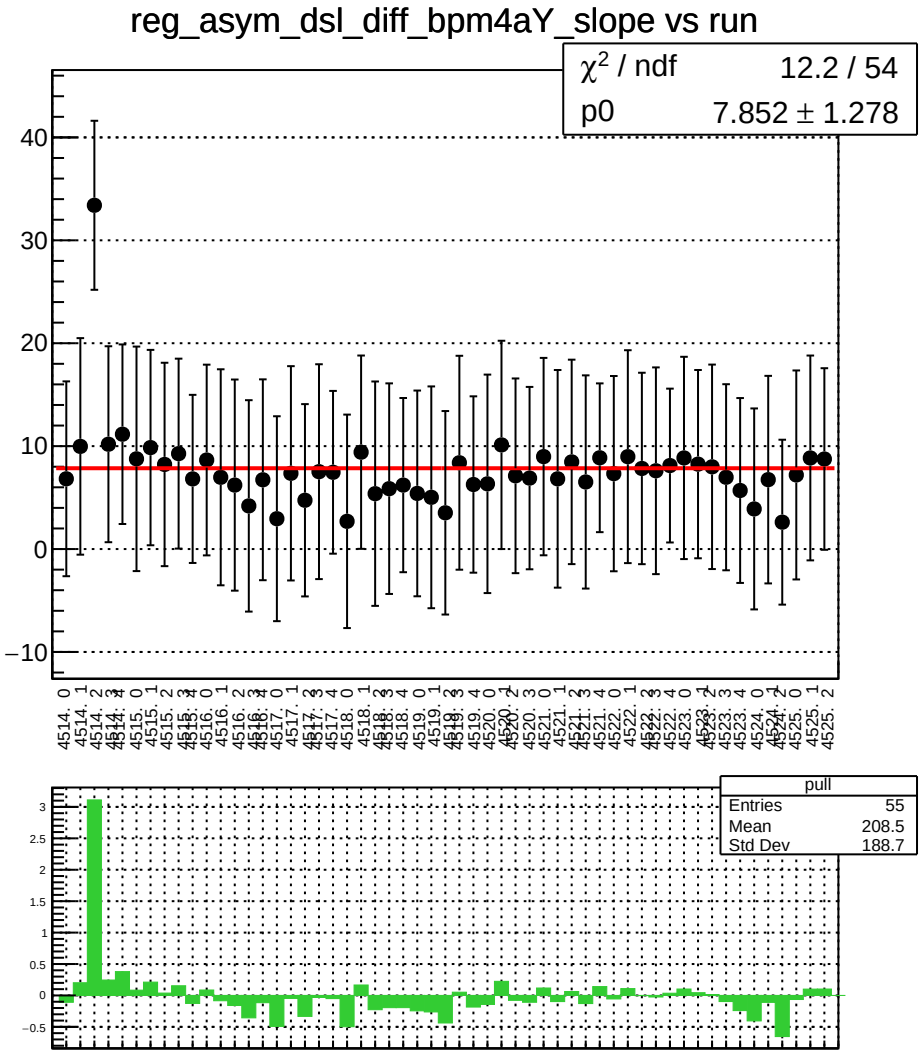
reg_asym_dsl_diff_bpm4aY_slope vs run
χ^2 / ndf 12.2 / 54
p0 7.852 ± 1.278
pull
Entries 55
Mean 208.5
Std Dev 188.7

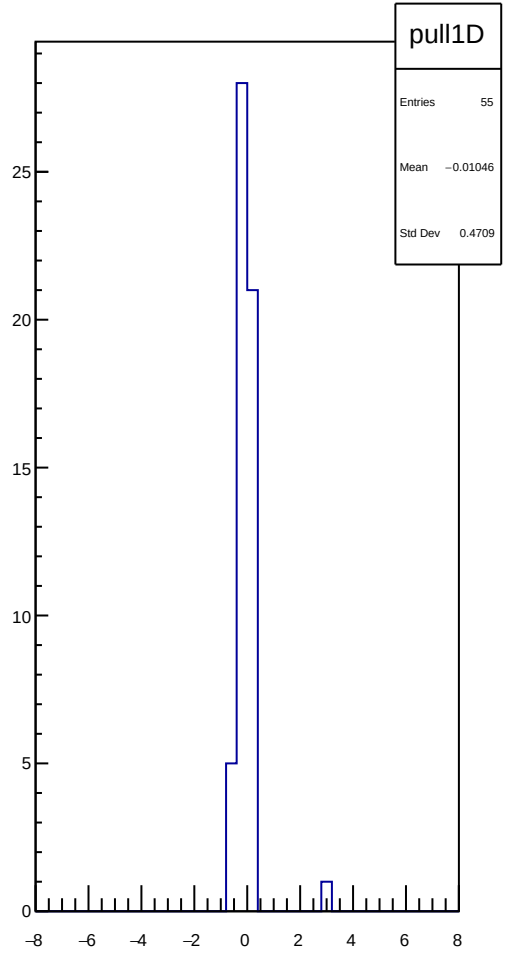
pull1D
Entries 55
Mean −0.01046
Std Dev 0.4709

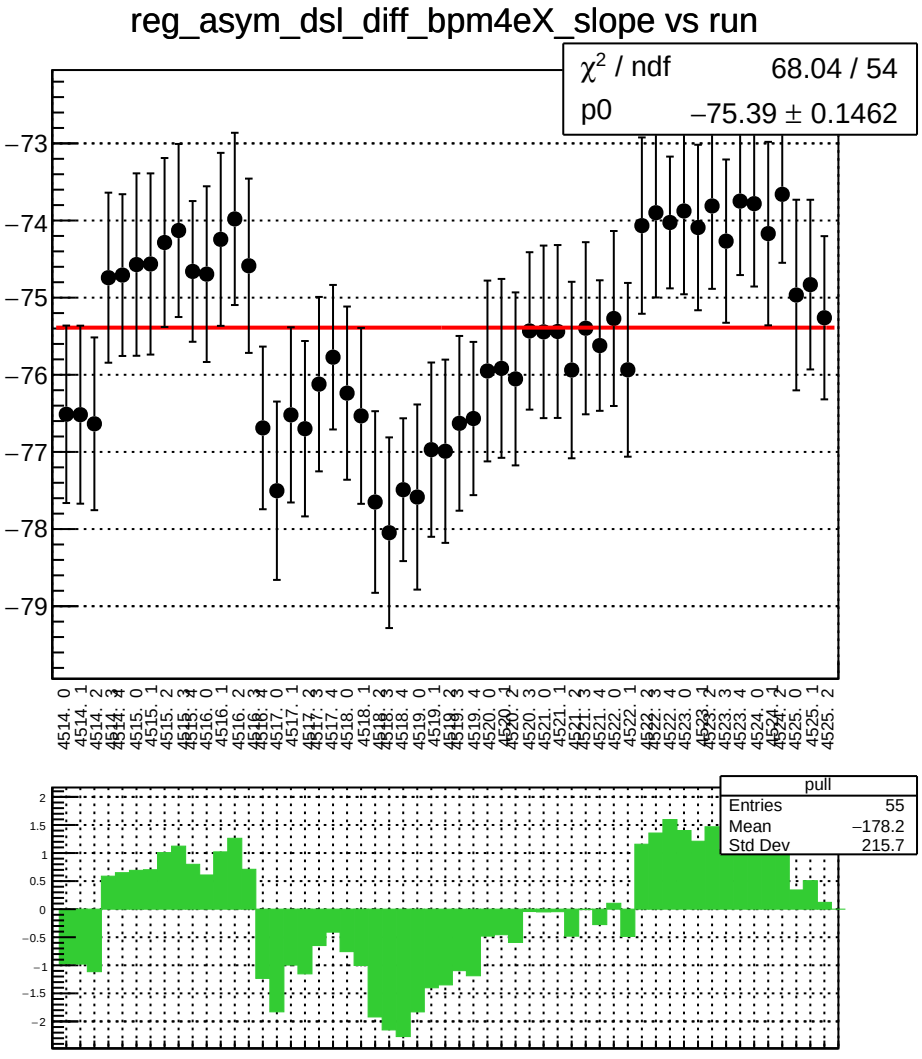
reg_asym_dsl_diff_bpm4eX_slope vs run
χ^2 / ndf 68.04 / 54
p0 −75.39 ± 0.1462
pull
Entries 55
Mean −178.2
Std Dev 215.7

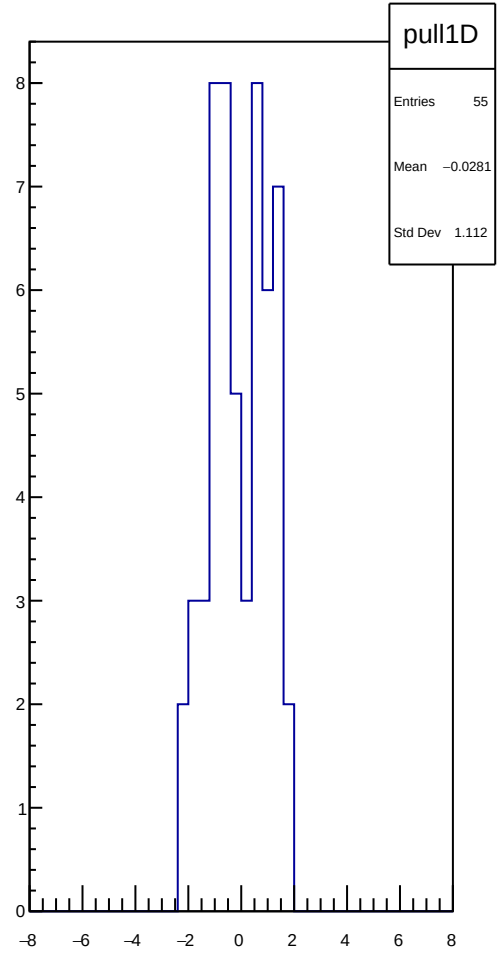
pull1D
Entries 55
Mean −0.0281
Std Dev 1.112

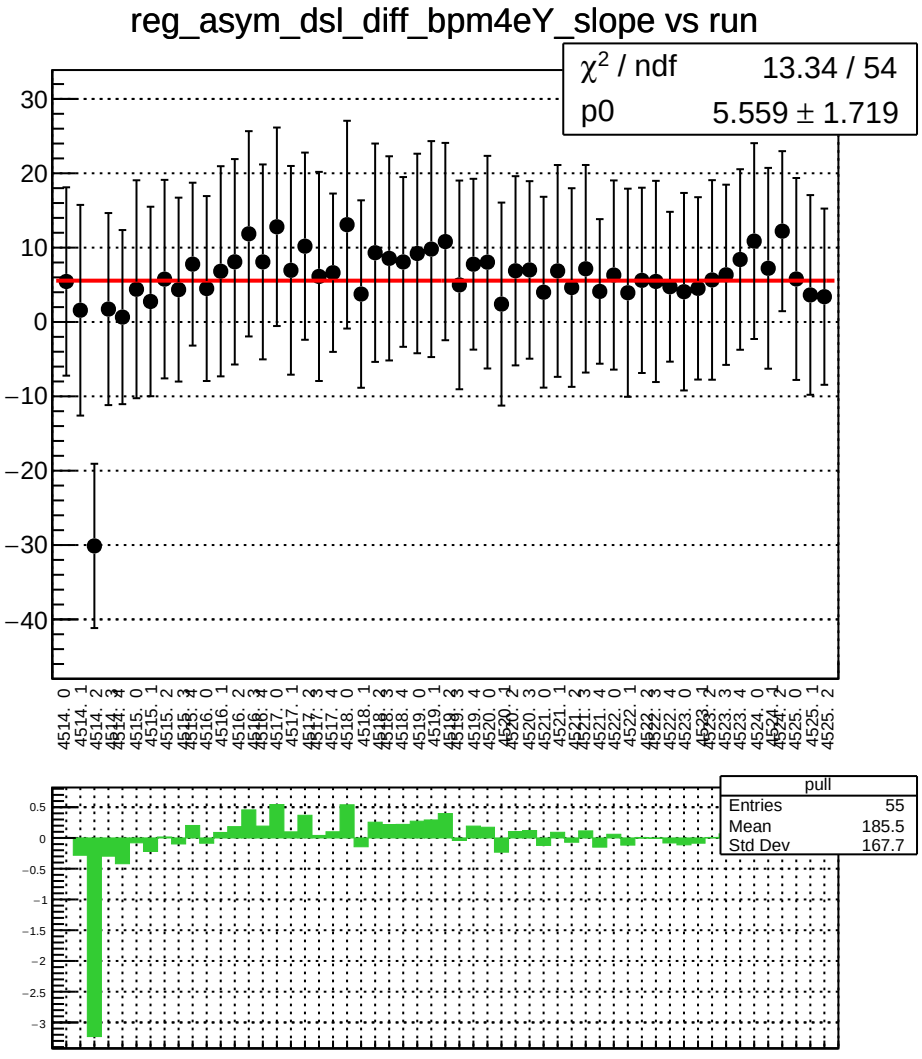
reg_asym_dsl_diff_bpm4eY_slope vs run
χ^2 / ndf 13.34 / 54
p0 5.559 ± 1.719
pull
Entries 55
Mean 185.5
Std Dev 167.7

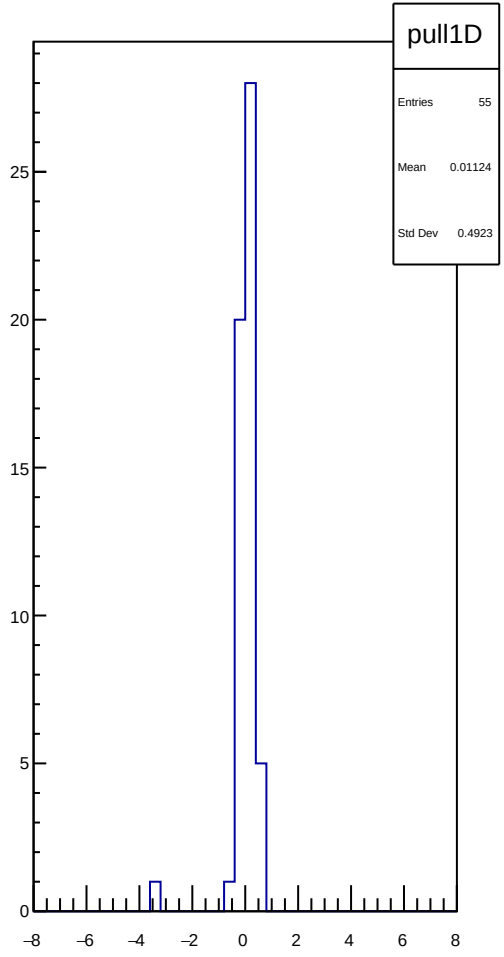
pull1D
Entries 55
Mean 0.01124
Std Dev 0.4923

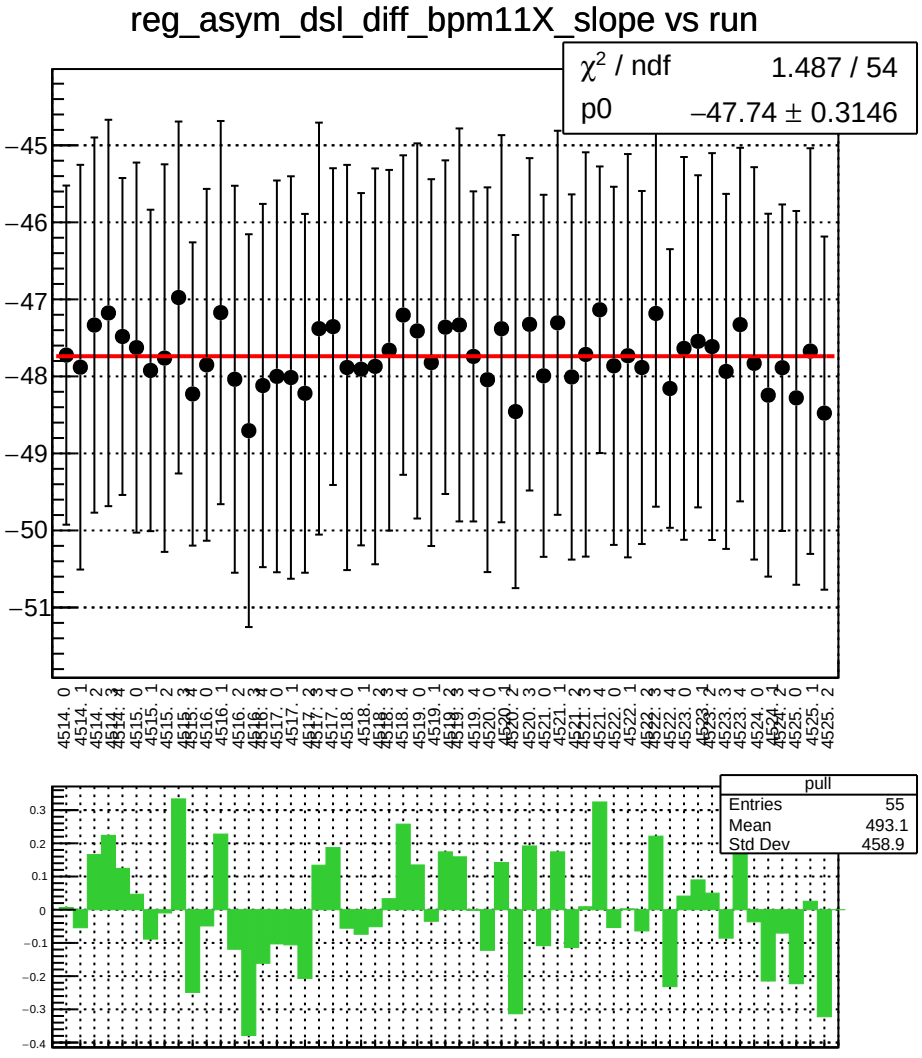
reg_asym_dsl_diff_bpm11X_slope vs run
χ^2 / ndf 1.487 / 54
p0 −47.74 ± 0.3146
pull
Entries 55
Mean 493.1
Std Dev 458.9

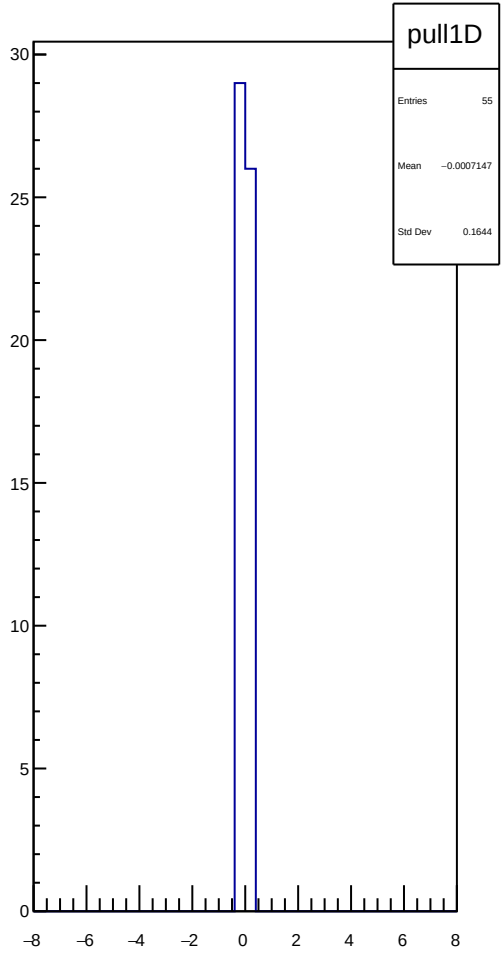
pull1D
Entries 55
Mean −0.0007147
Std Dev 0.1644

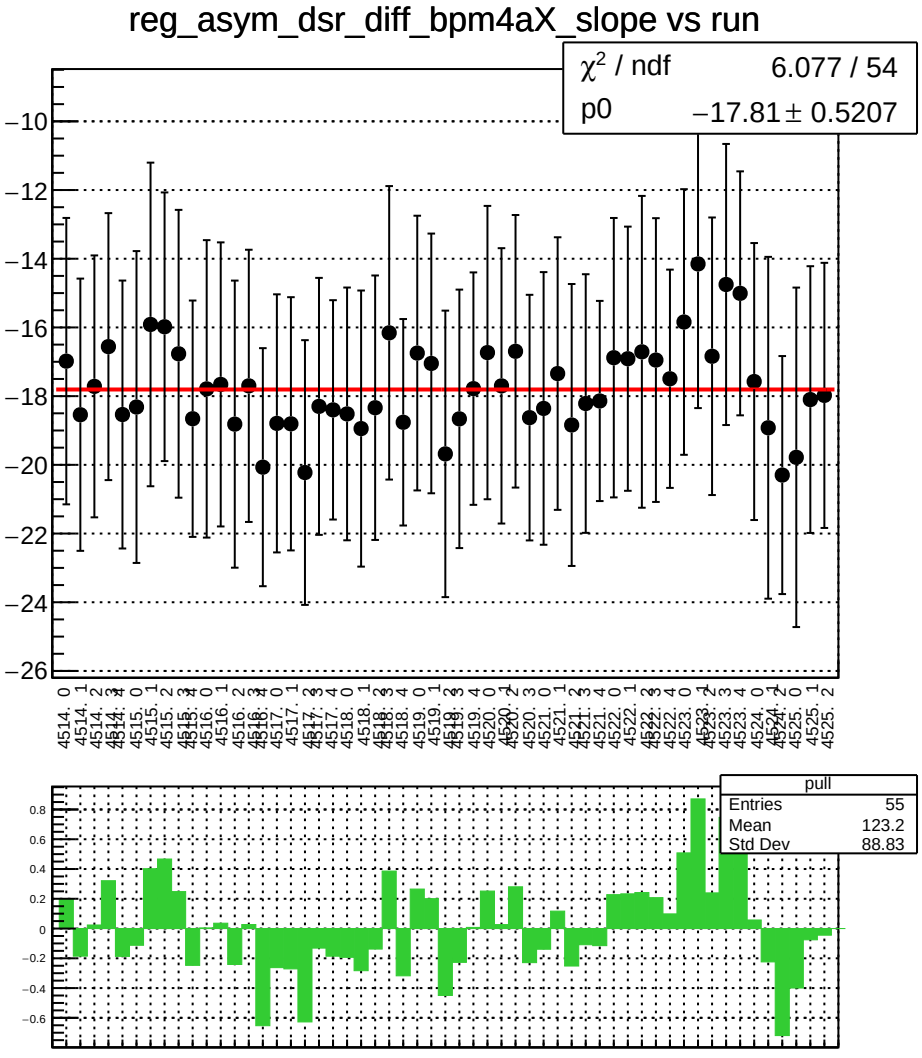
reg_asym_dsr_diff_bpm4aX_slope vs run
χ^2 / ndf 6.077 / 54
p0 −17.81 ± 0.5207
pull
Entries 55
Mean 123.2
Std Dev 88.83

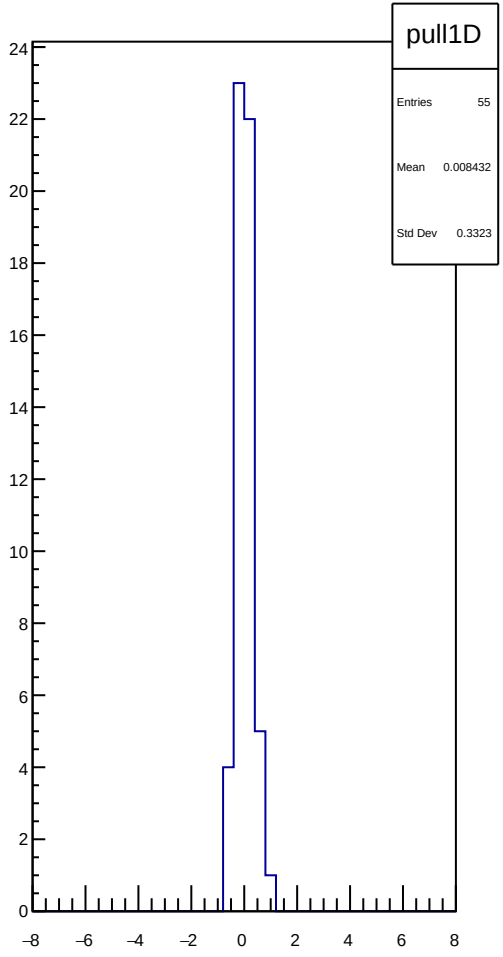
pull1D
Entries 55
Mean 0.008432
Std Dev 0.3323

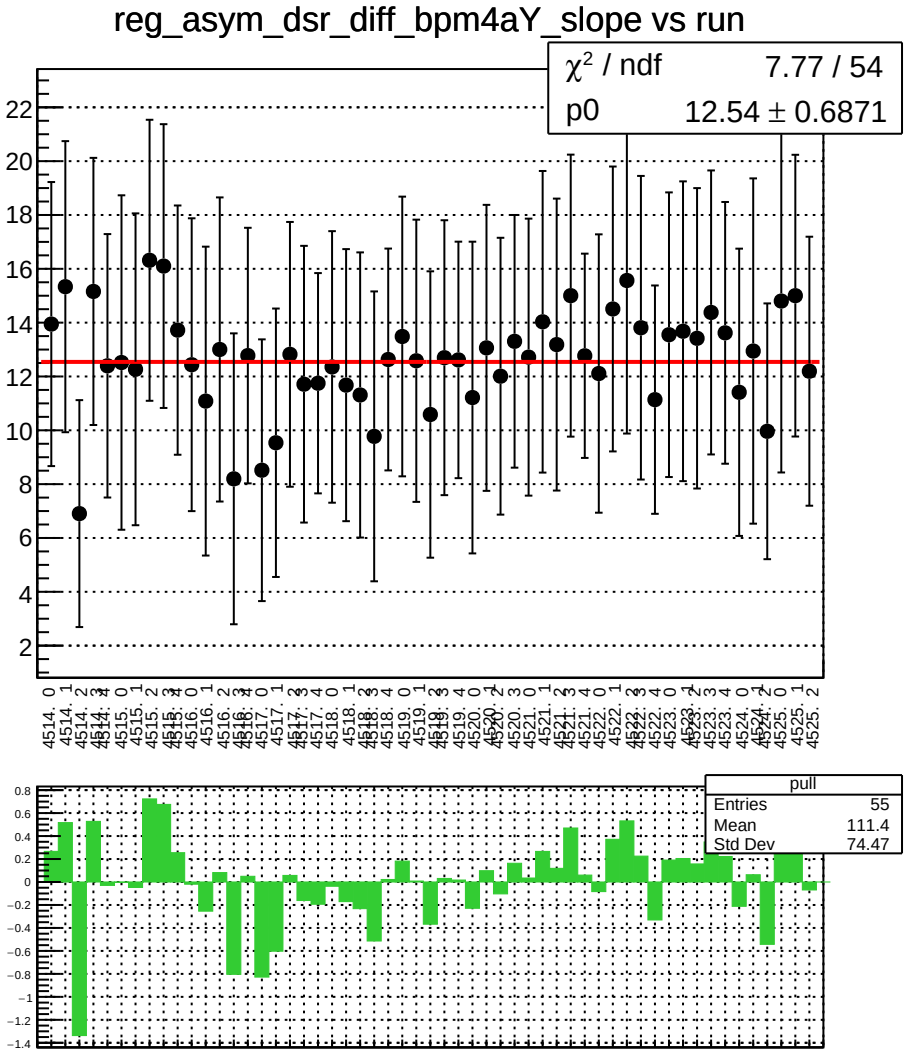
reg_asym_dsr_diff_bpm4aY_slope vs run
χ² / ndf 7.77 / 54
p0 12.54 ± 0.6871
pull
Entries 55
Mean 111.4
Std Dev 74.47

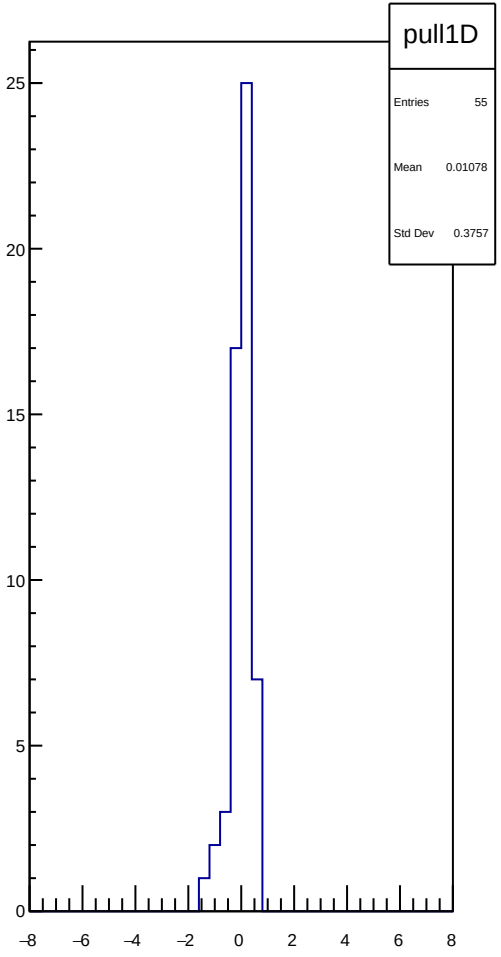
pull1D
Entries 55
Mean 0.01078
Std Dev 0.3757

reg_asym_dsr_diff_bpm4eX_slope vs run

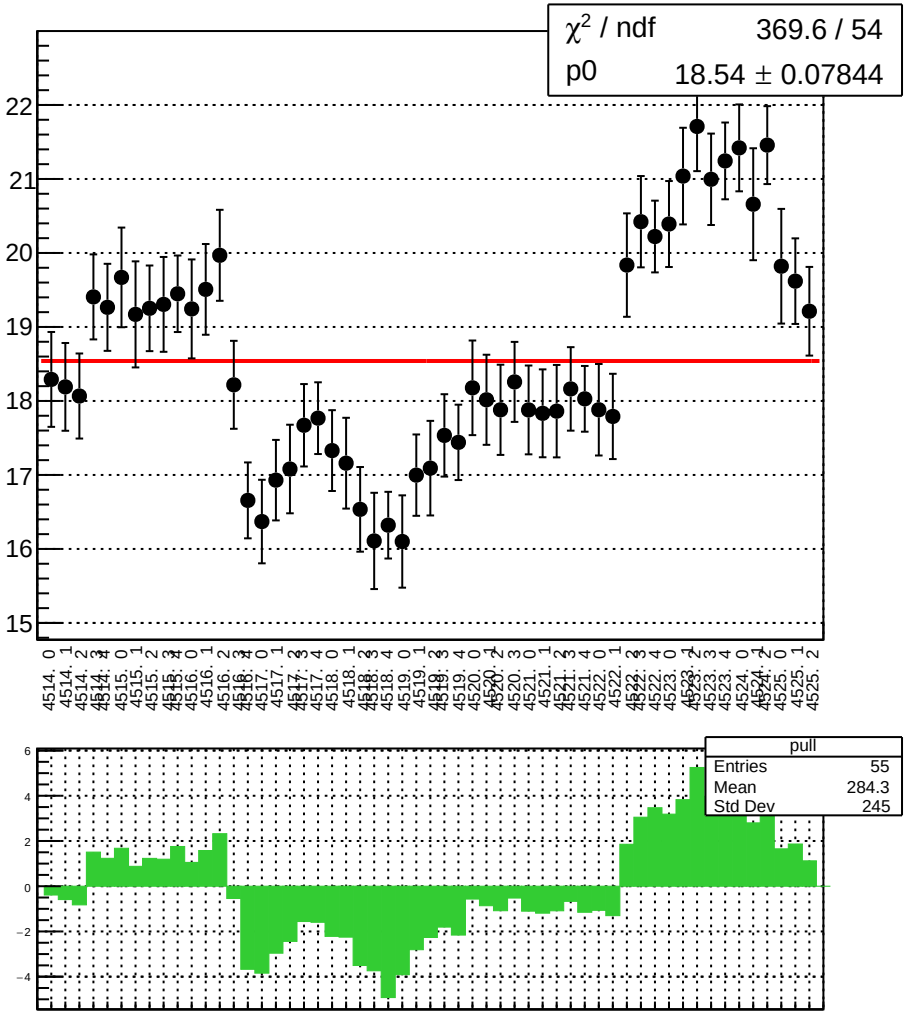

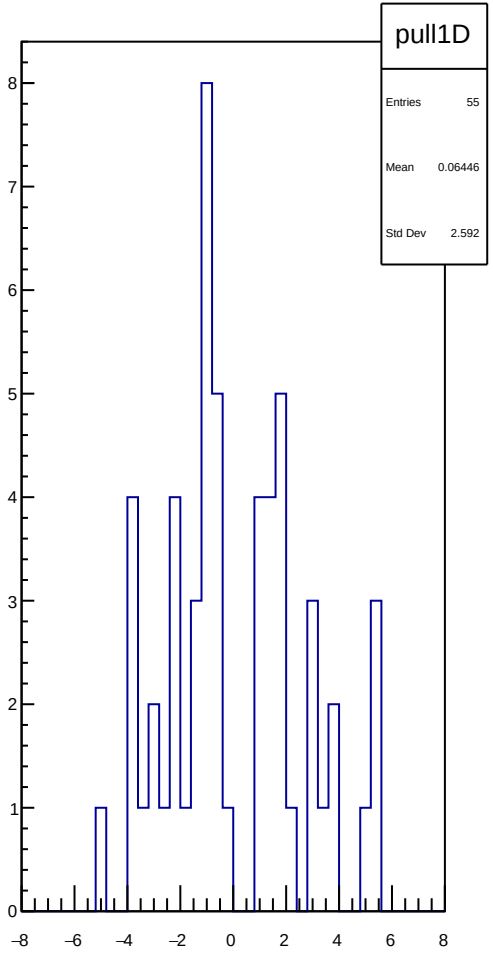

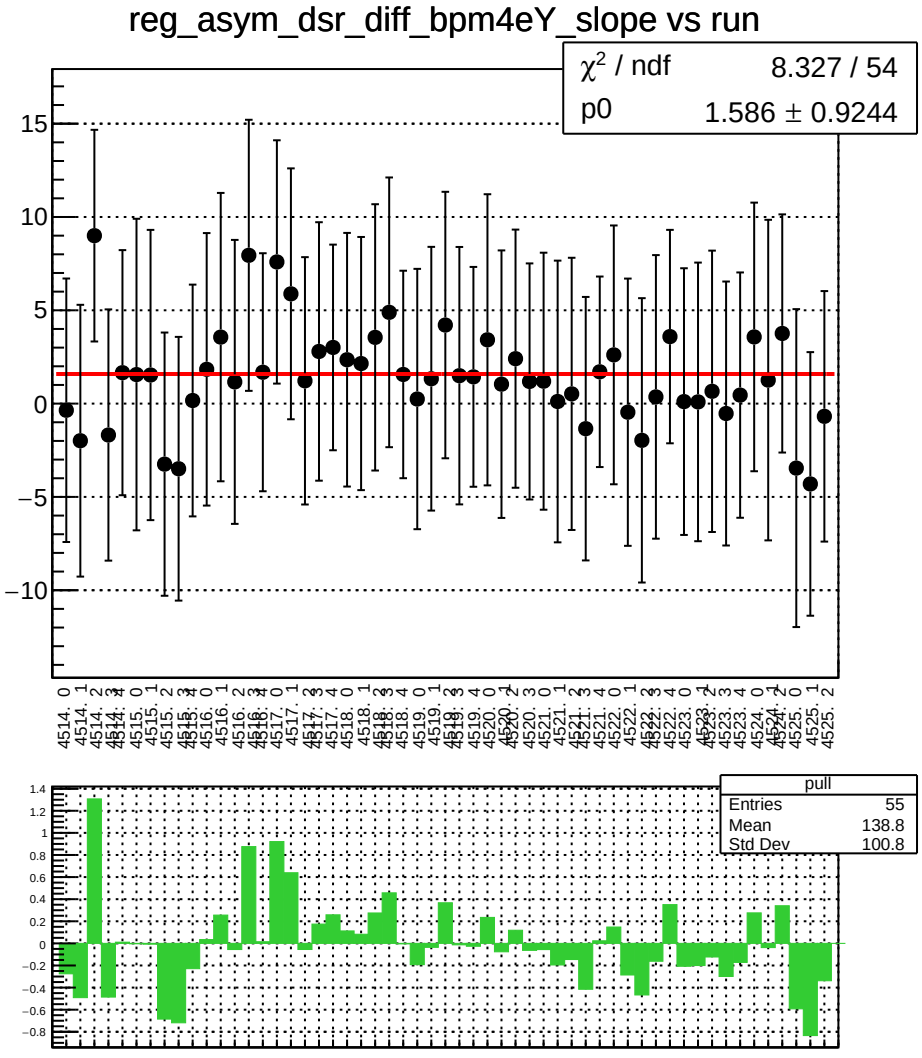
reg_asym_dsr_diff_bpm4eY_slope vs run
χ² / ndf 8.327 / 54
p0 1.586 ± 0.9244
pull
Entries 55
Mean 138.8
Std Dev 100.8

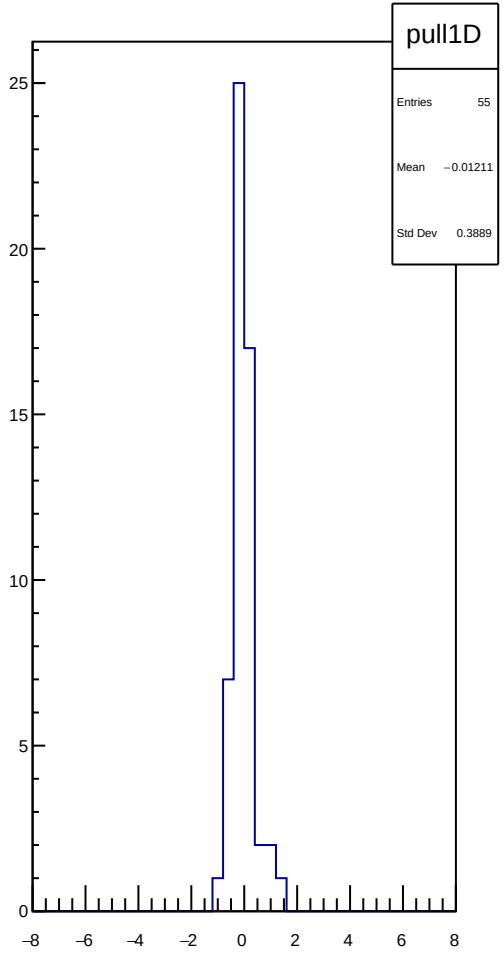
pull1D
Entries 55
Mean −0.01211
Std Dev 0.3889

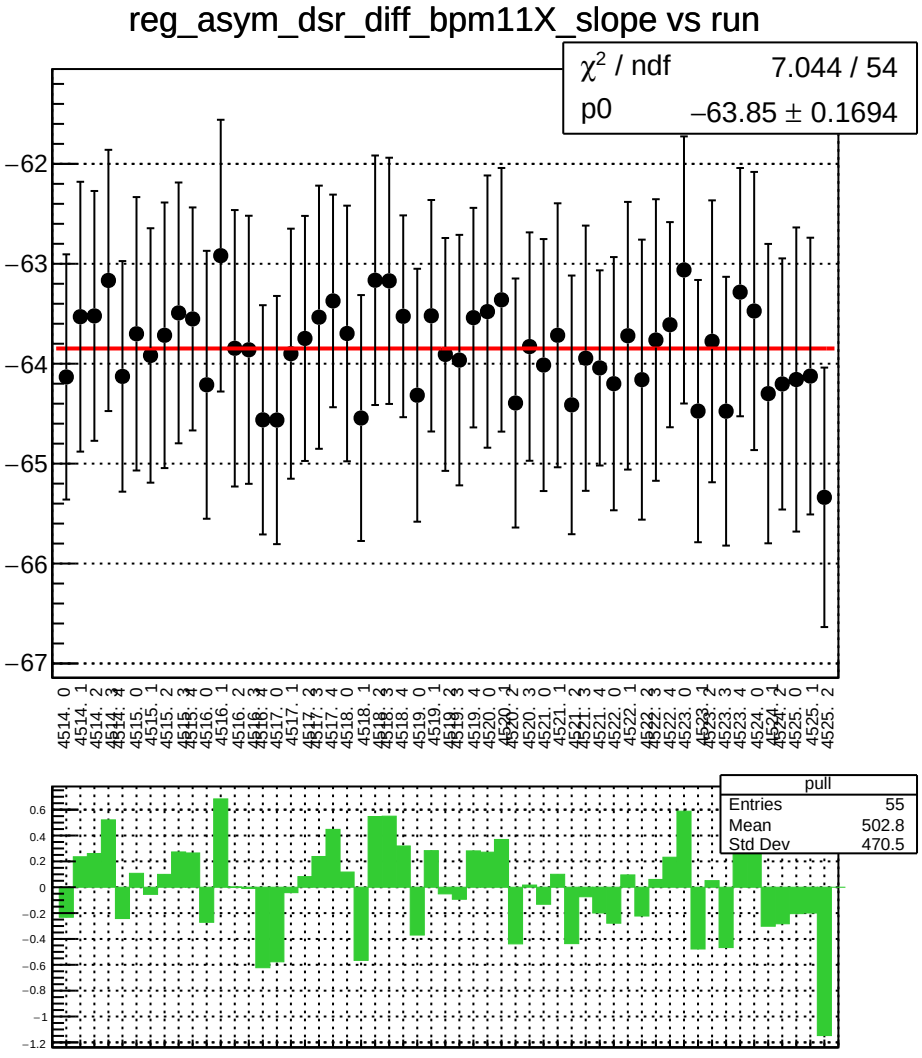
reg_asym_dsr_diff_bpm11X_slope vs run
χ^2 / ndf 7.044 / 54
p0 −63.85 ± 0.1694
pull
Entries 55
Mean 502.8
Std Dev 470.5

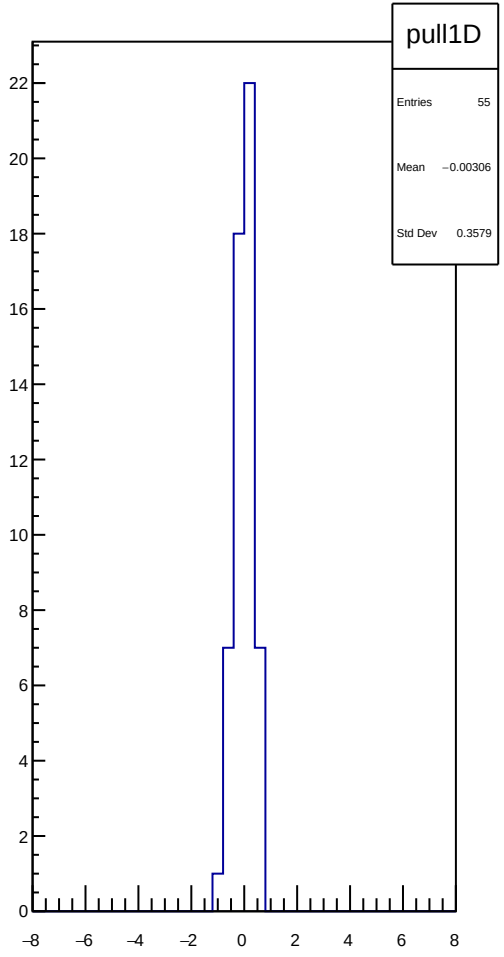
pull1D
Entries 55
Mean −0.00306
Std Dev 0.3579

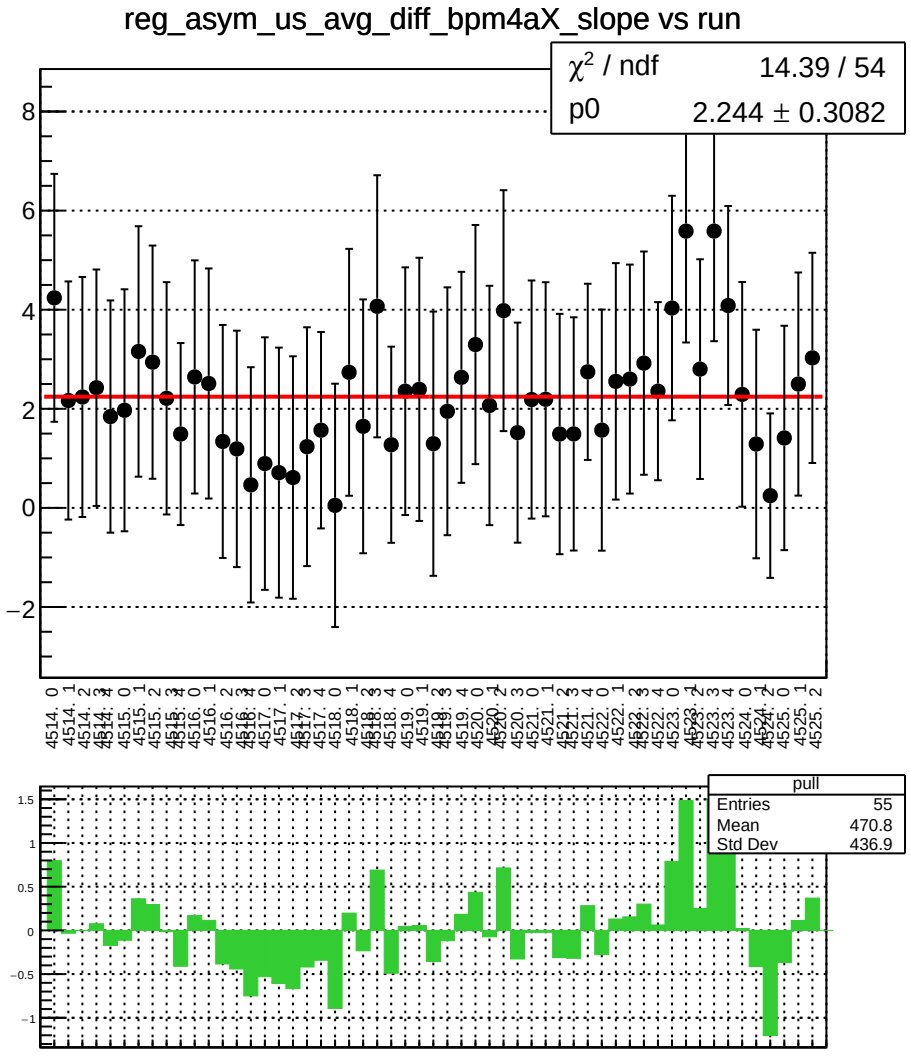
reg_asym_us_avg_diff_bpm4aX_slope vs run
χ² / ndf 14.39 / 54
p0 2.244 ± 0.3082
pull
Entries 55
Mean 470.8
Std Dev 436.9

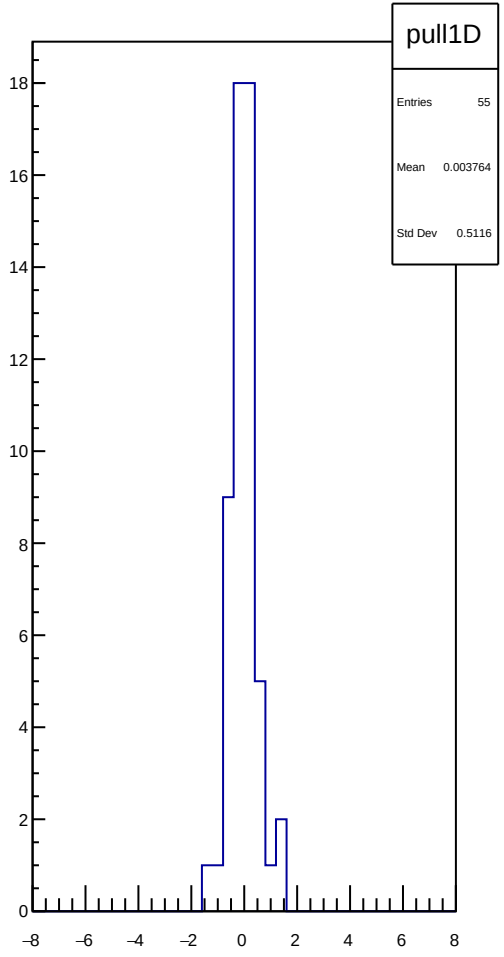
pull1D
Entries 55
Mean 0.003764
Std Dev 0.5116

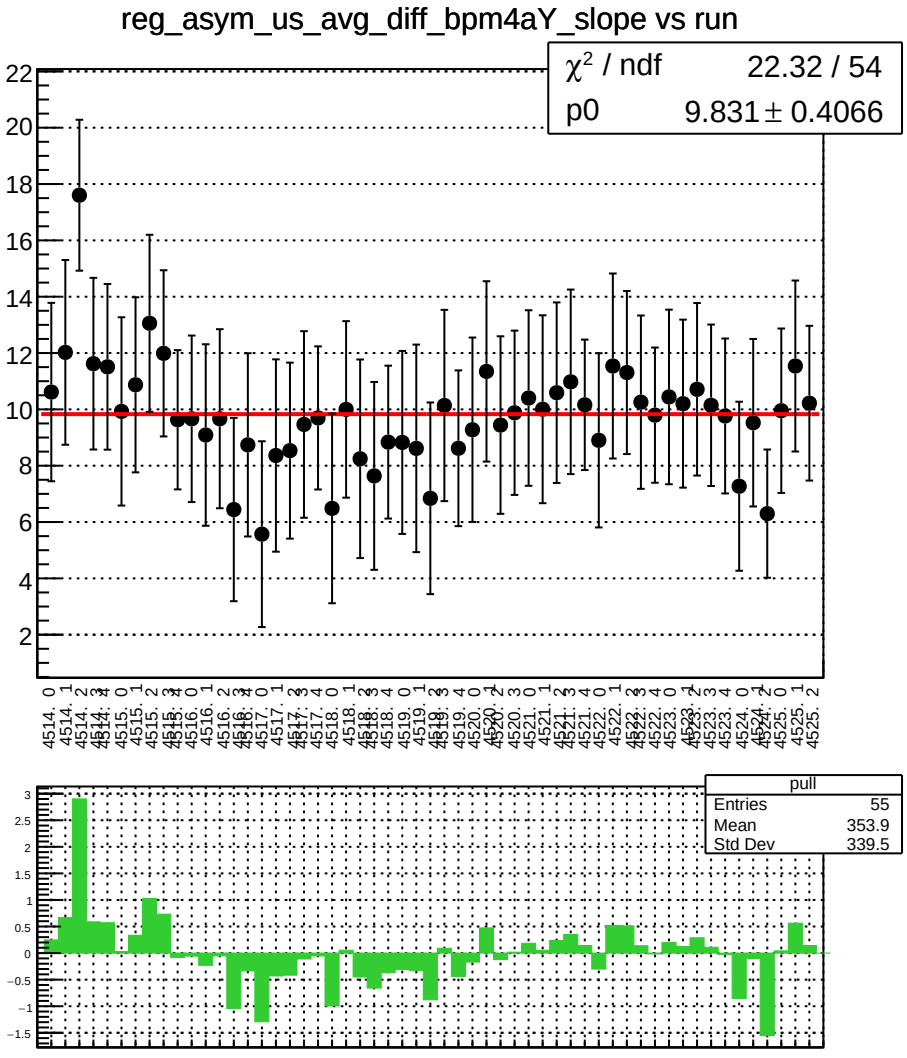
reg_asym_us_avg_diff_bpm4aY_slope vs run
χ^2 / ndf 22.32 / 54
p0 9.831 ± 0.4066
pull
Entries 55
Mean 353.9
Std Dev 339.5

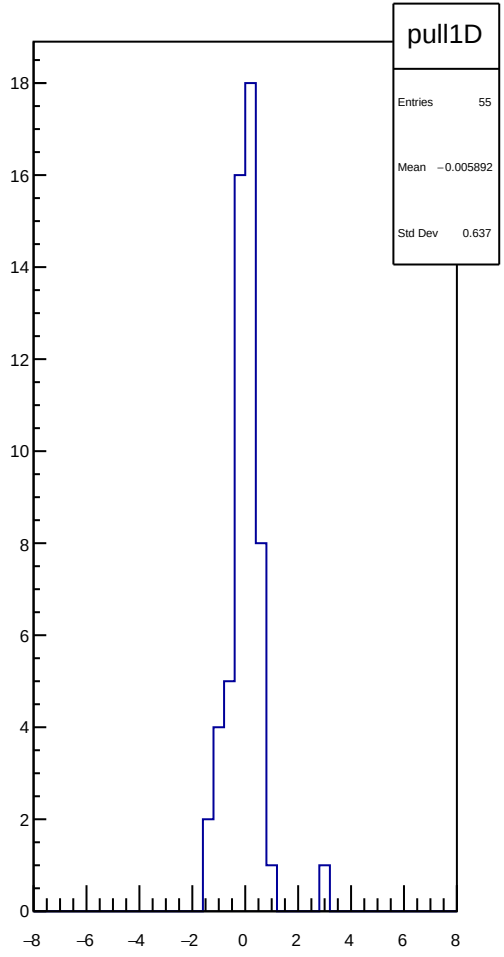
pull1D
Entries 55
Mean −0.005892
Std Dev 0.637

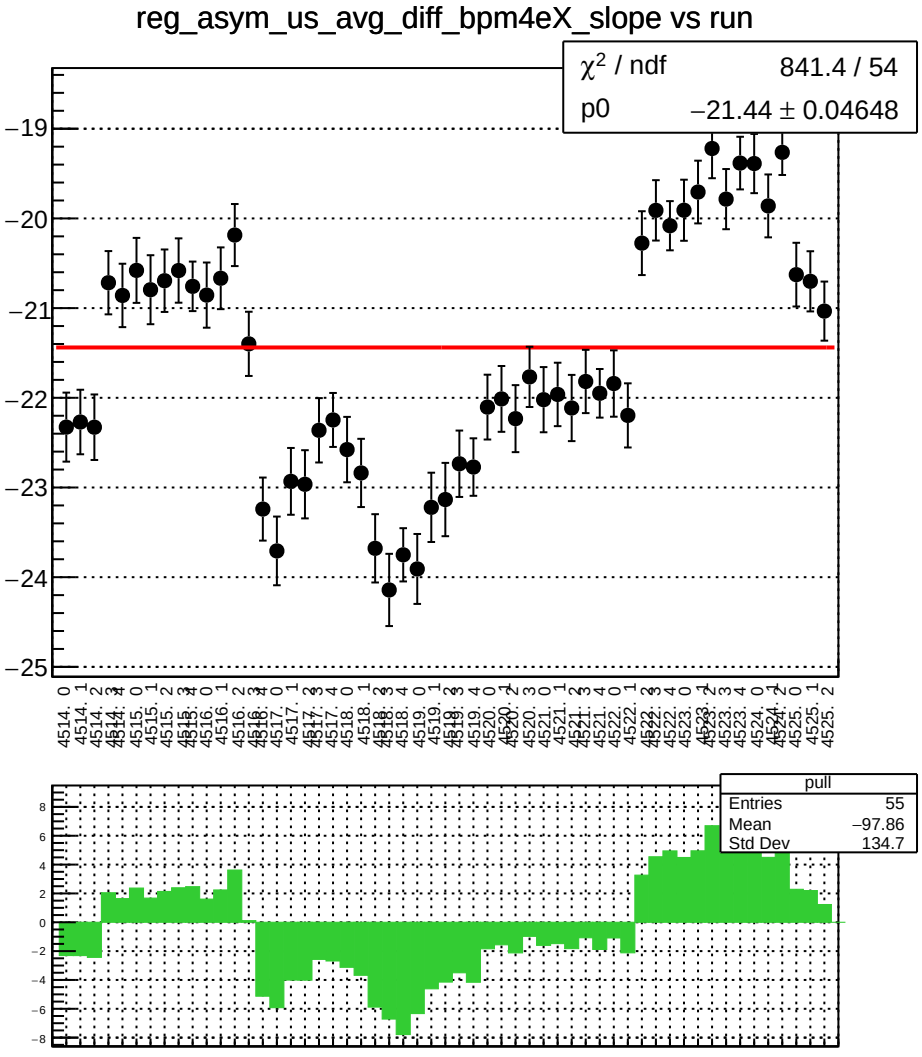
reg_asym_us_avg_diff_bpm4eX_slope vs run
χ² / ndf 841.4 / 54
p0 −21.44 ± 0.04648
pull
Entries 55
Mean −97.86
Std Dev 134.7

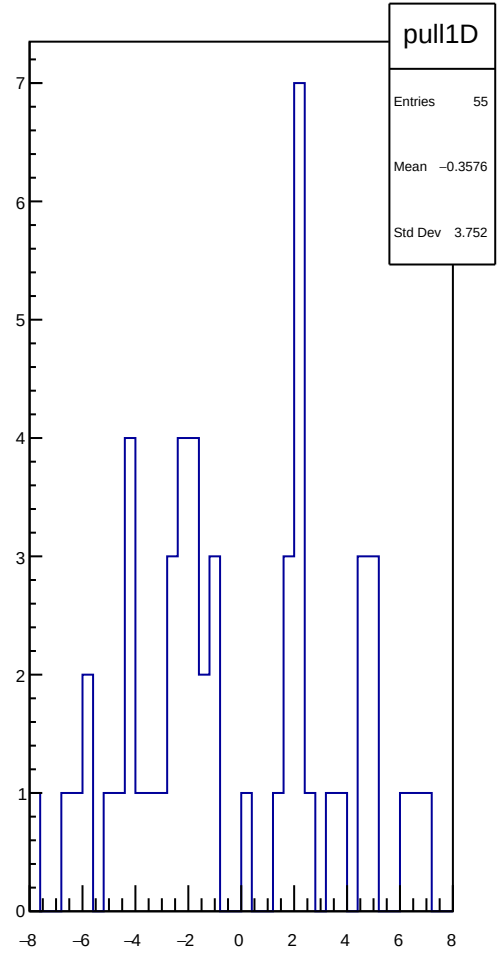
pull1D
Entries 55
Mean −0.3576
Std Dev 3.752

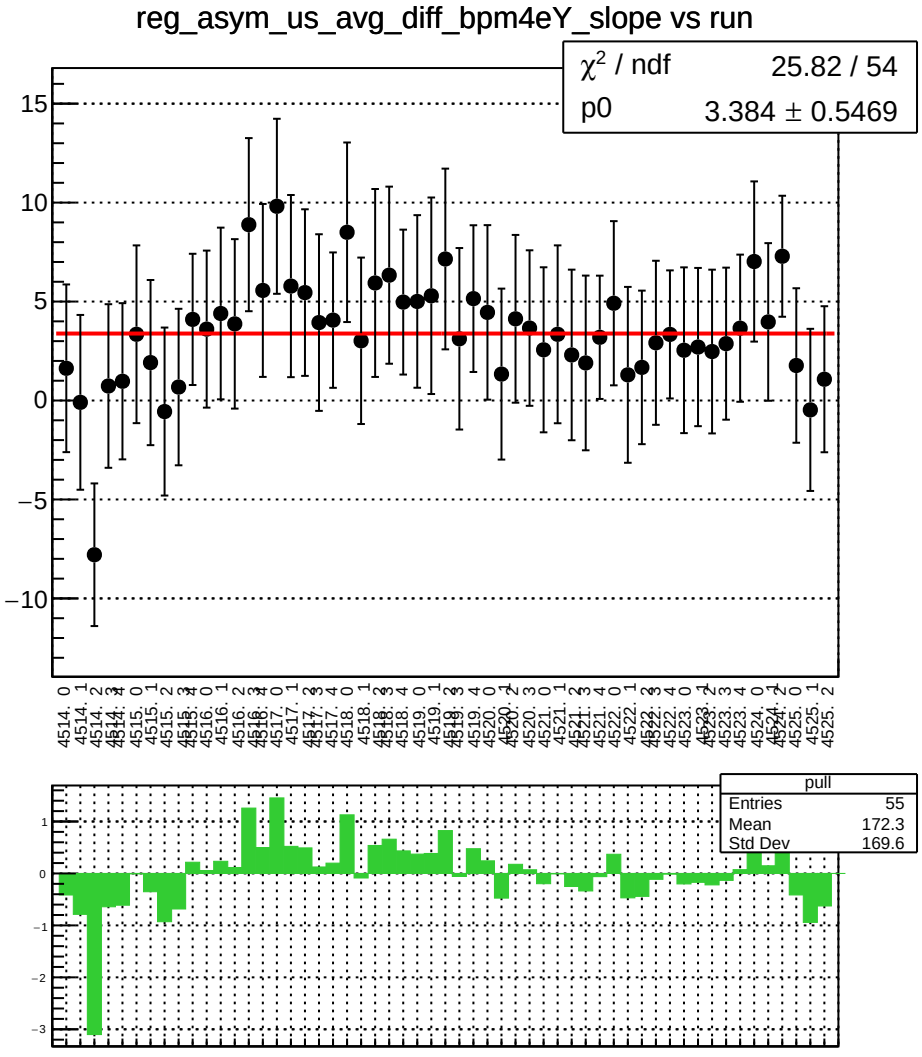
reg_asym_us_avg_diff_bpm4eY_slope vs run
χ² / ndf 25.82 / 54
p0 3.384 ± 0.5469
pull
Entries 55
Mean 172.3
Std Dev 169.6

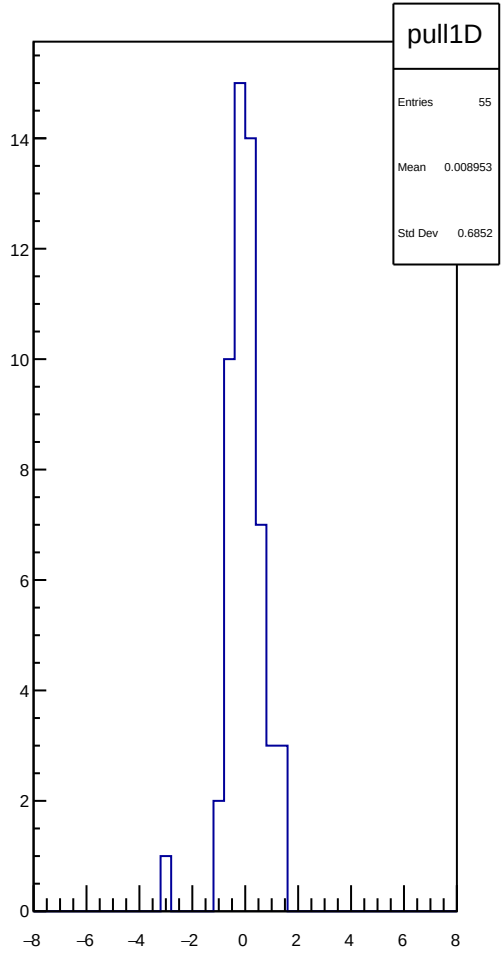
pull1D
Entries 55
Mean 0.008953
Std Dev 0.6852

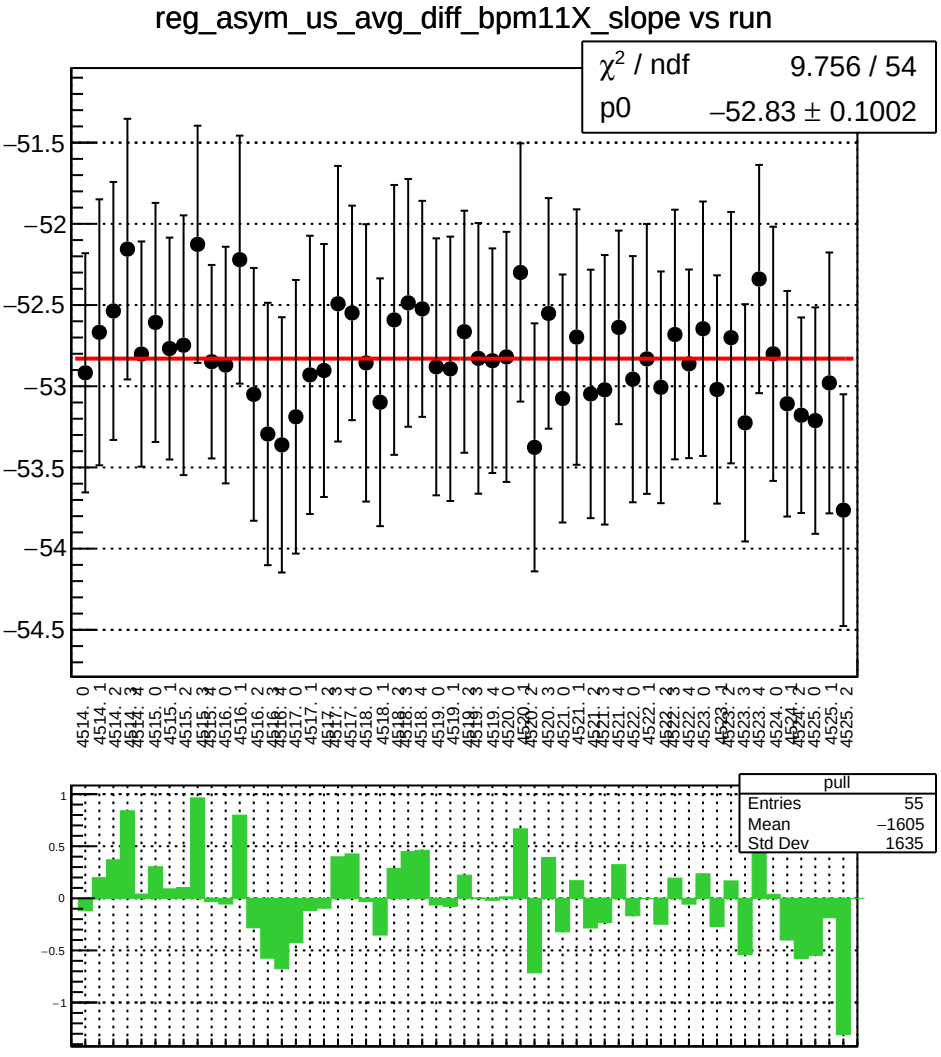
reg_asym_us_avg_diff_bpm11X_slope vs run
χ^2 / ndf 9.756 / 54
p0 −52.83 ± 0.1002
pull
Entries 55
Mean −1605
Std Dev 1635

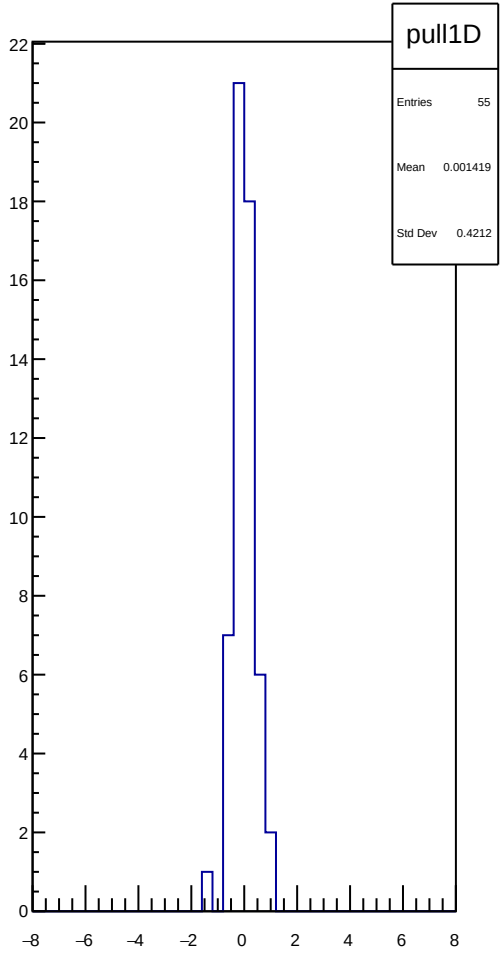
pull1D
Entries 55
Mean 0.001419
Std Dev 0.4212

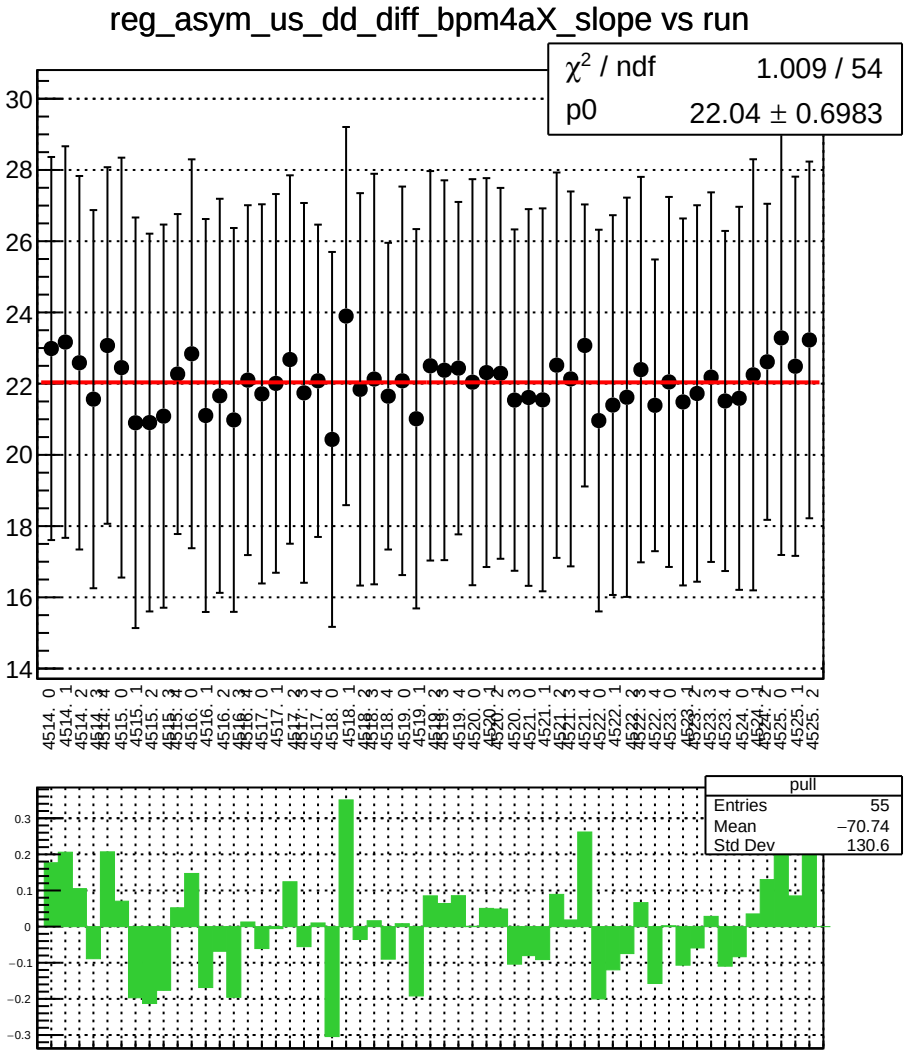
reg_asym_us_dd_diff_bpm4aX_slope vs run
χ^2 / ndf 1.009 / 54
p0 22.04 ± 0.6983
pull
Entries 55
Mean −70.74
Std Dev 130.6

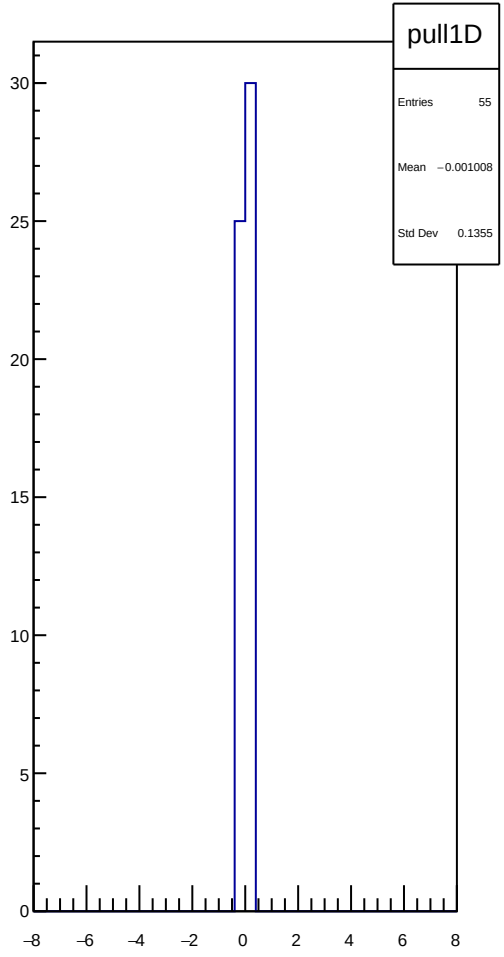
pull1D
Entries 55
Mean −0.001008
Std Dev 0.1355

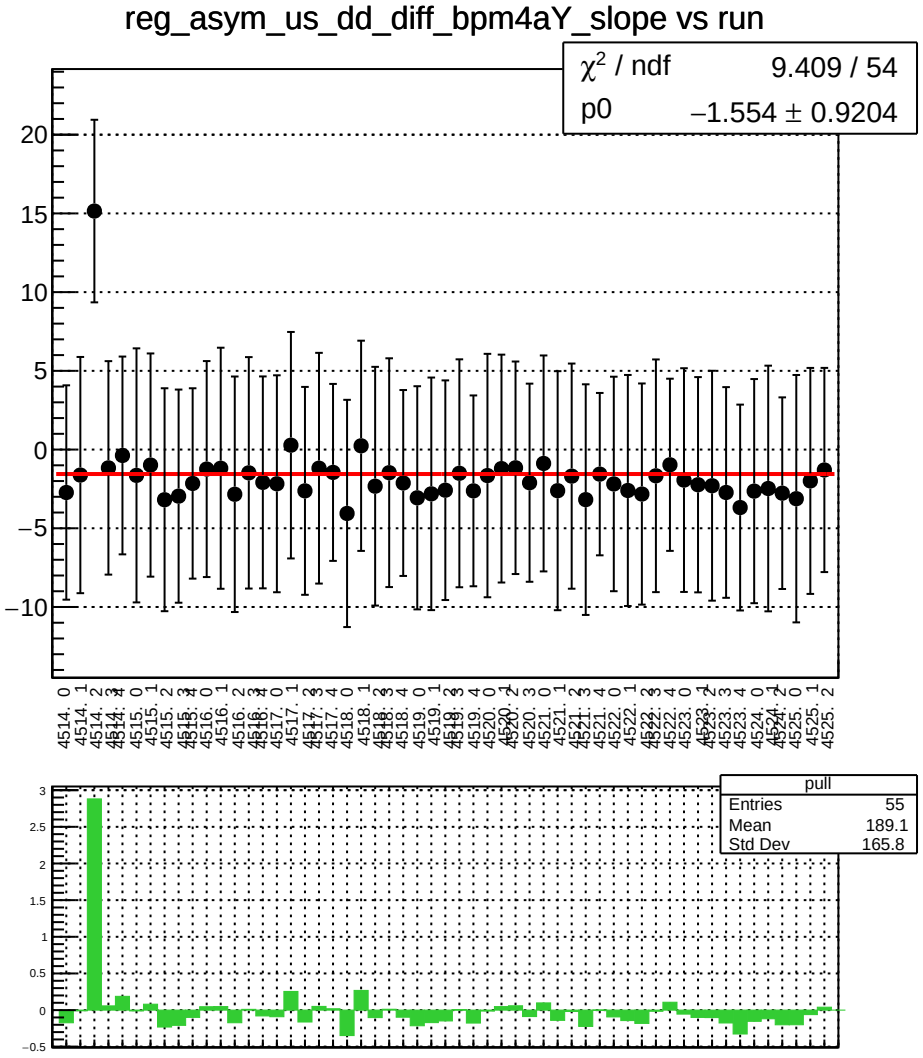
reg_asym_us_dd_diff_bpm4aY_slope vs run
χ^2 / ndf 9.409 / 54
p0 −1.554 ± 0.9204
pull
Entries 55
Mean 189.1
Std Dev 165.8

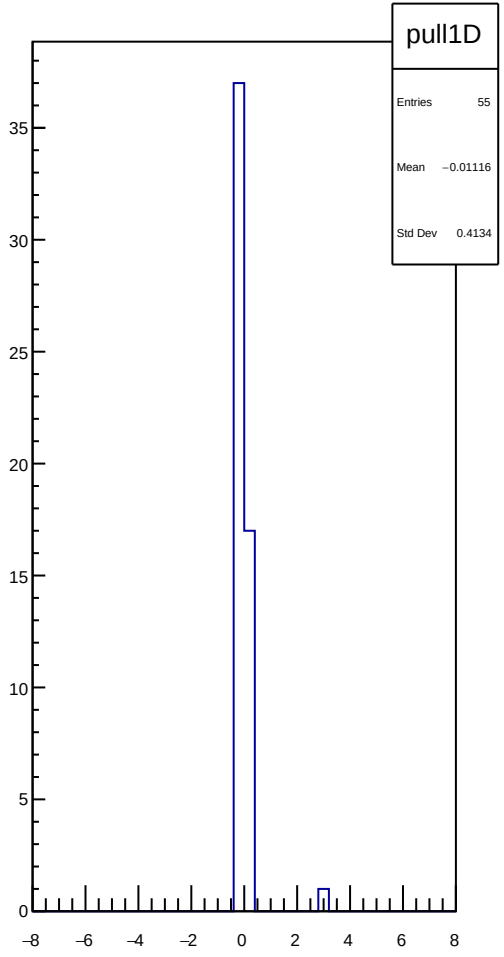
pull1D
Entries 55
Mean −0.01116
Std Dev 0.4134

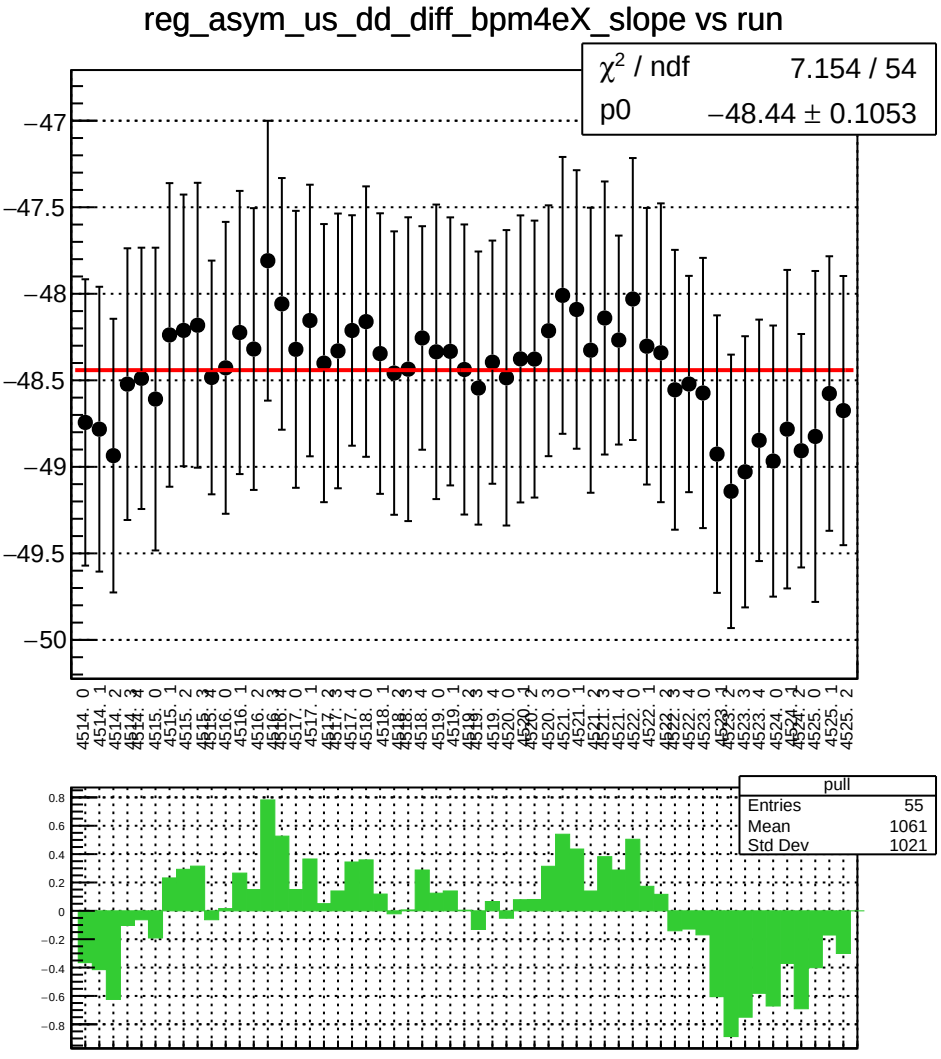
reg_asym_us_dd_diff_bpm4eX_slope vs run
χ^2 / ndf 7.154 / 54
p0 −48.44 ± 0.1053
pull
Entries 55
Mean 1061
Std Dev 1021

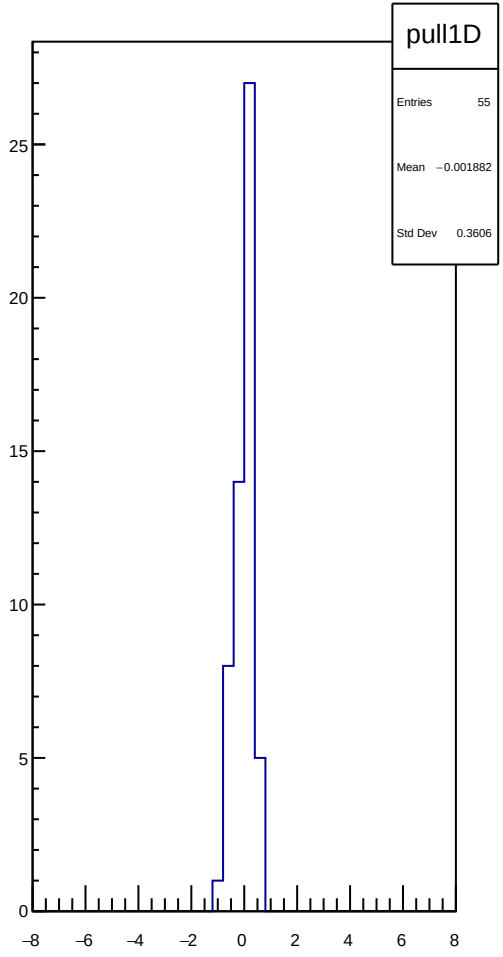
pull1D
Entries 55
Mean −0.001882
Std Dev 0.3606

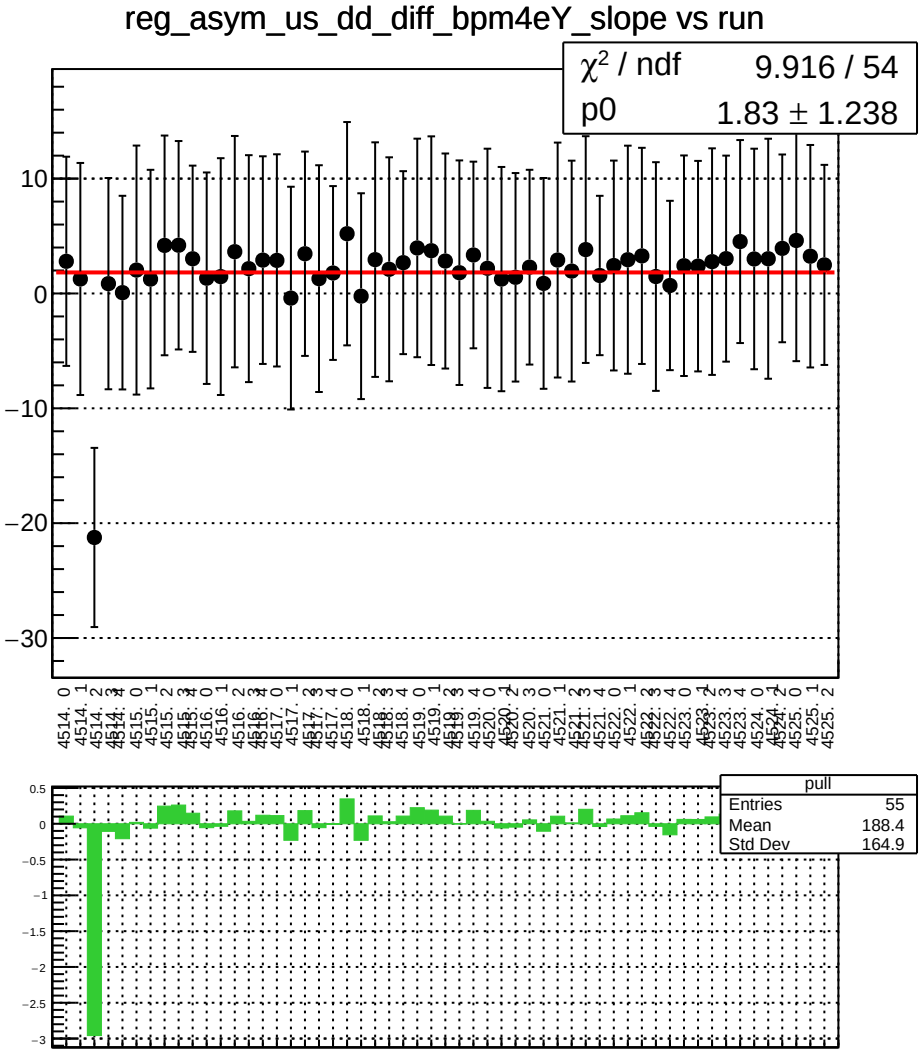
reg_asym_us_dd_diff_bpm4eY_slope vs run
χ^2 / ndf 9.916 / 54
p0 1.83 ± 1.238
pull
Entries 55
Mean 188.4
Std Dev 164.9

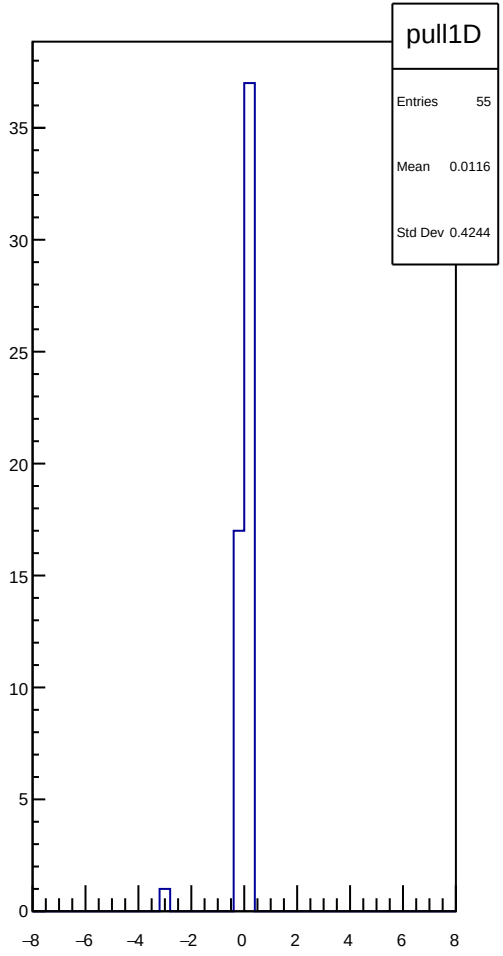
pull1D
Entries 55
Mean 0.0116
Std Dev 0.4244

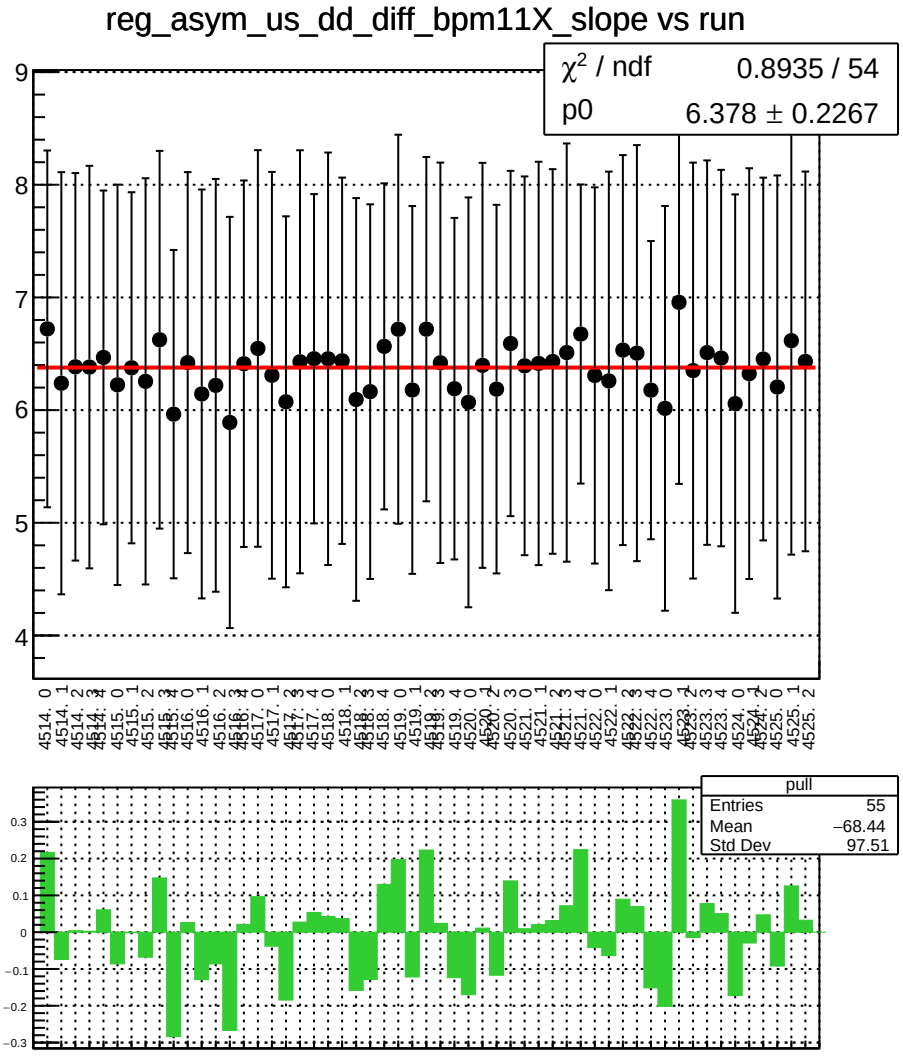
reg_asym_us_dd_diff_bpm11X_slope vs run
χ^2 / ndf 0.8935 / 54
p0 6.378 ± 0.2267
pull
Entries 55
Mean −68.44
Std Dev 97.51

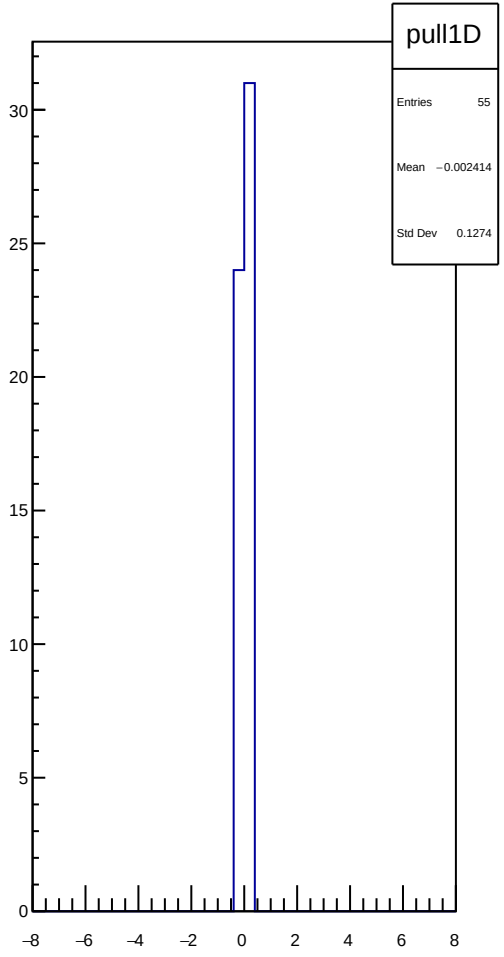
pull1D
Entries 55
Mean −0.002414
Std Dev 0.1274

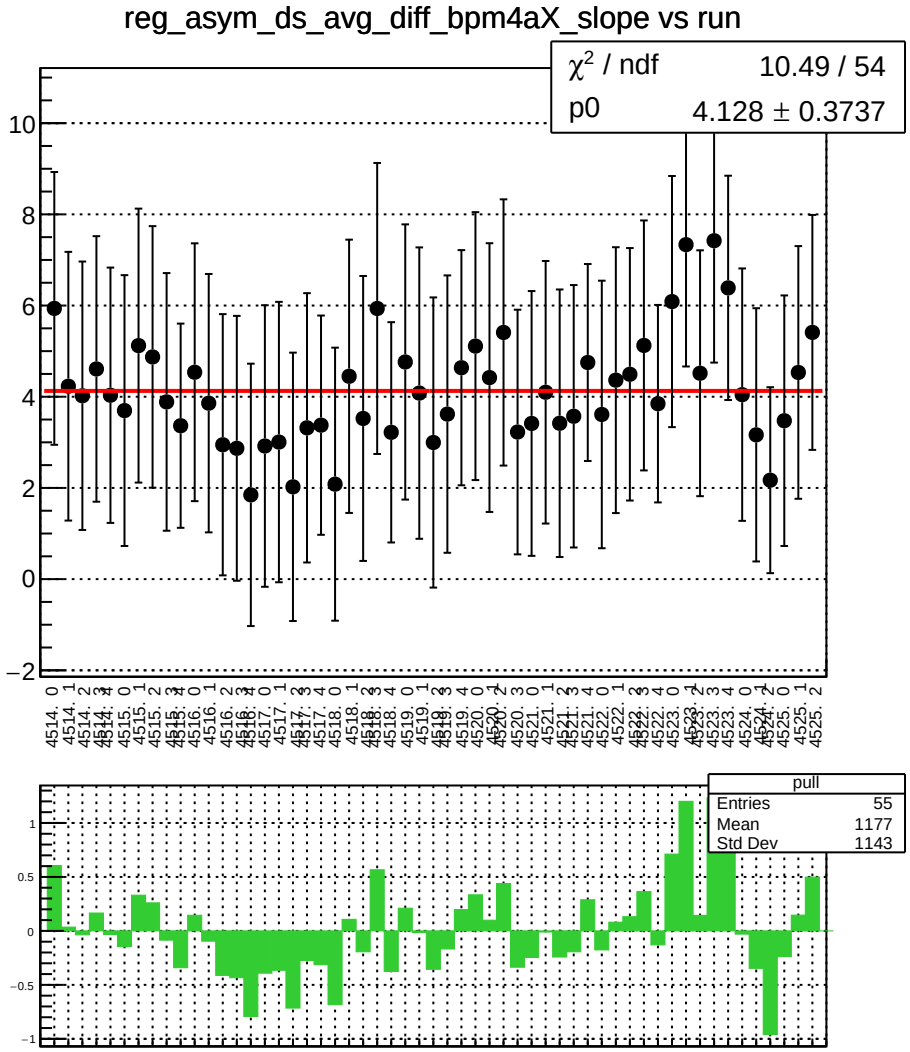
reg_asym_ds_avg_diff_bpm4aX_slope vs run
χ² / ndf 10.49 / 54
p0 4.128 ± 0.3737
pull
Entries 55
Mean 1177
Std Dev 1143

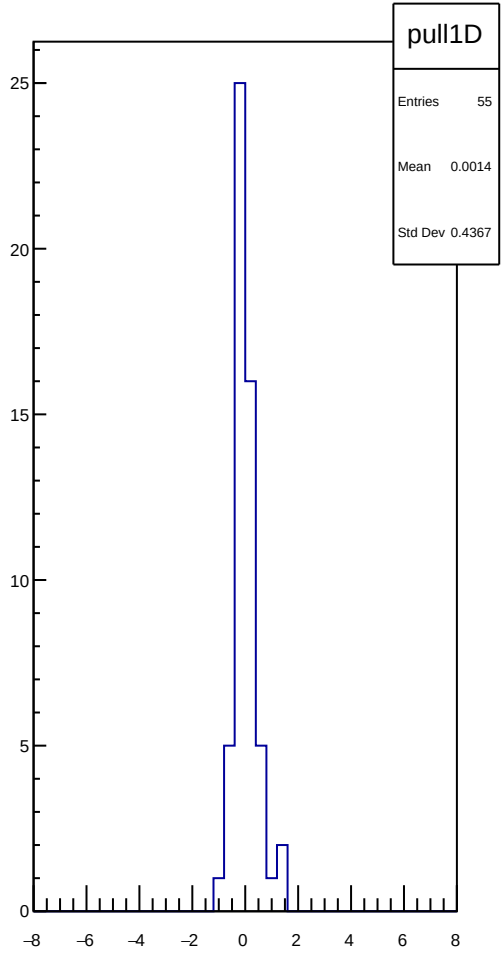
pull1D
Entries 55
Mean 0.0014
Std Dev 0.4367

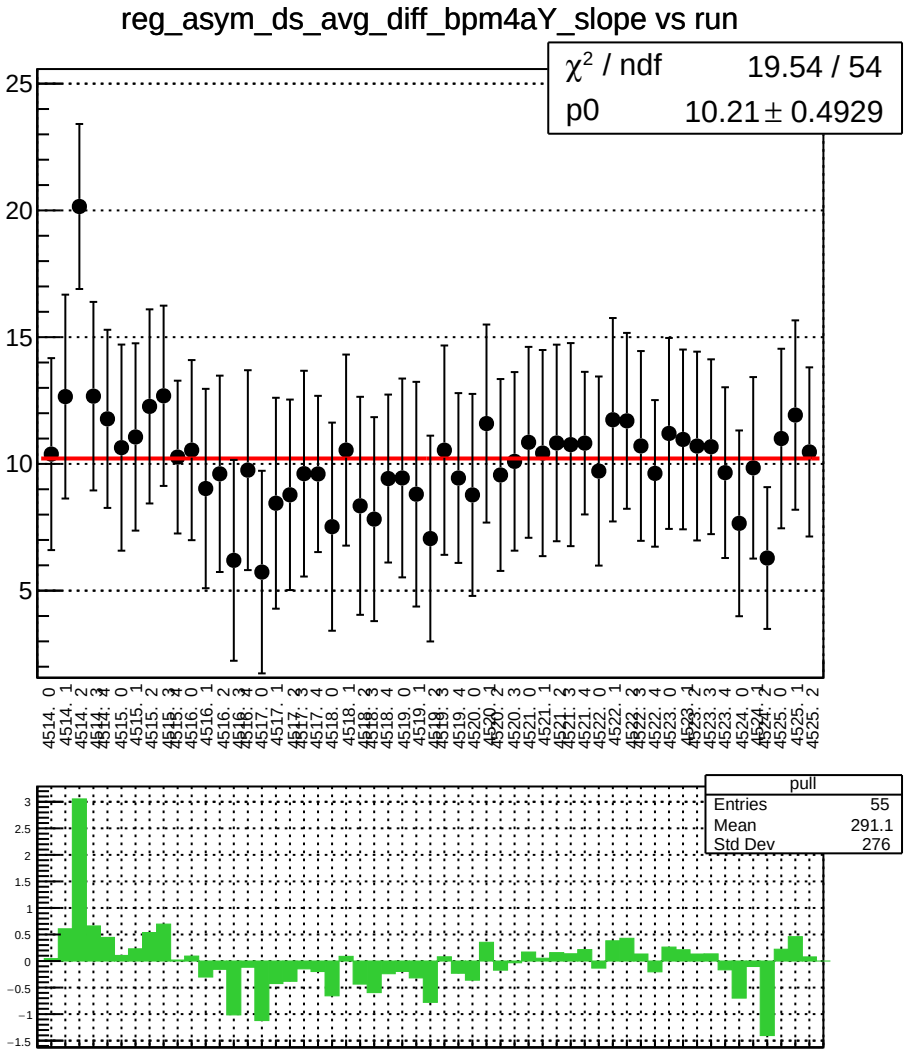
reg_asym_ds_avg_diff_bpm4aY_slope vs run
χ² / ndf 19.54 / 54
p0 10.21 ± 0.4929
pull
Entries 55
Mean 291.1
Std Dev 276

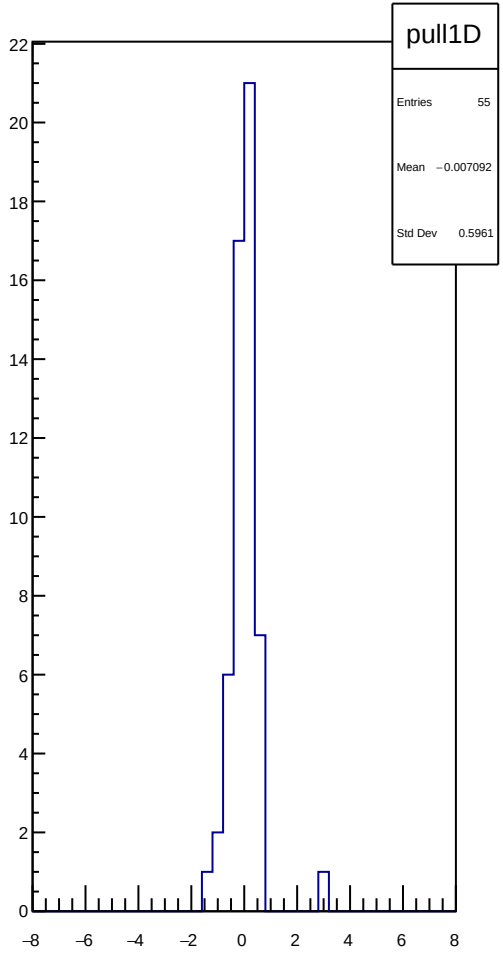
pull1D
Entries 55
Mean −0.007092
Std Dev 0.5961

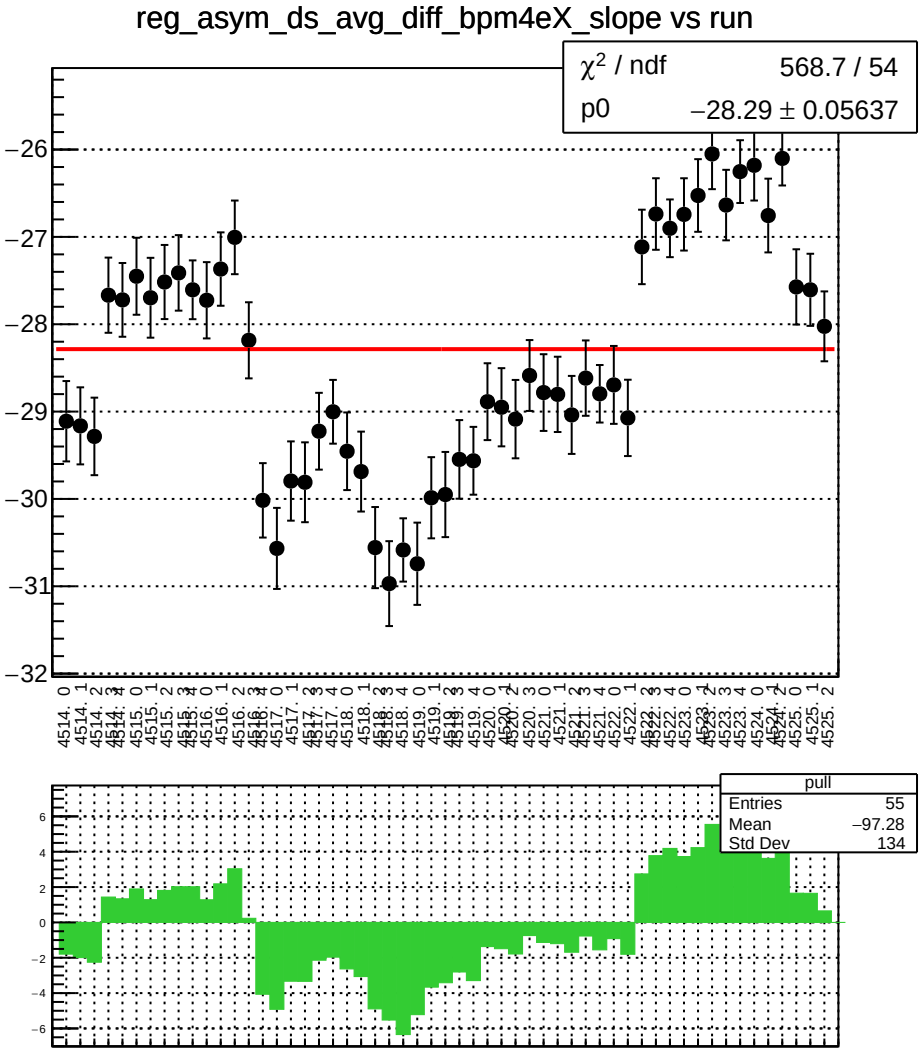
reg_asym_ds_avg_diff_bpm4eX_slope vs run
χ² / ndf 568.7 / 54
p0 −28.29 ± 0.05637
pull
Entries 55
Mean −97.28
Std Dev 134

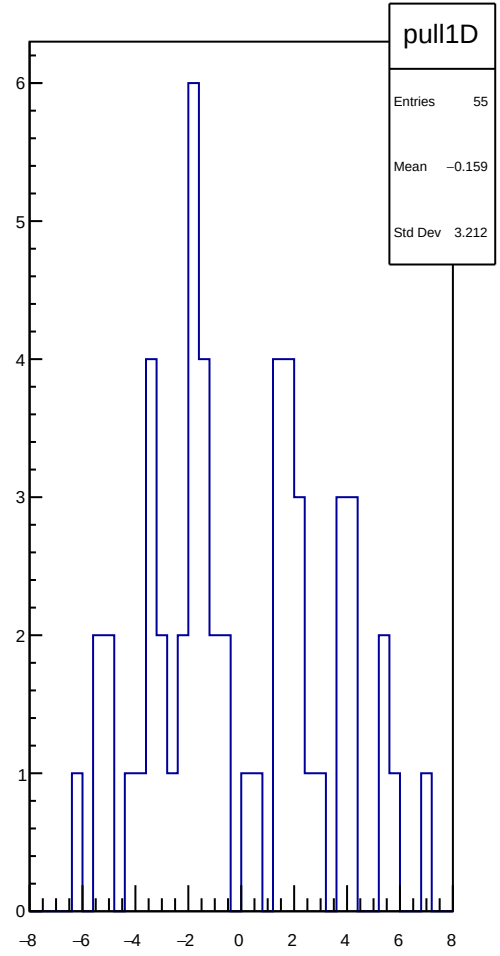
pull1D
Entries 55
Mean −0.159
Std Dev 3.212

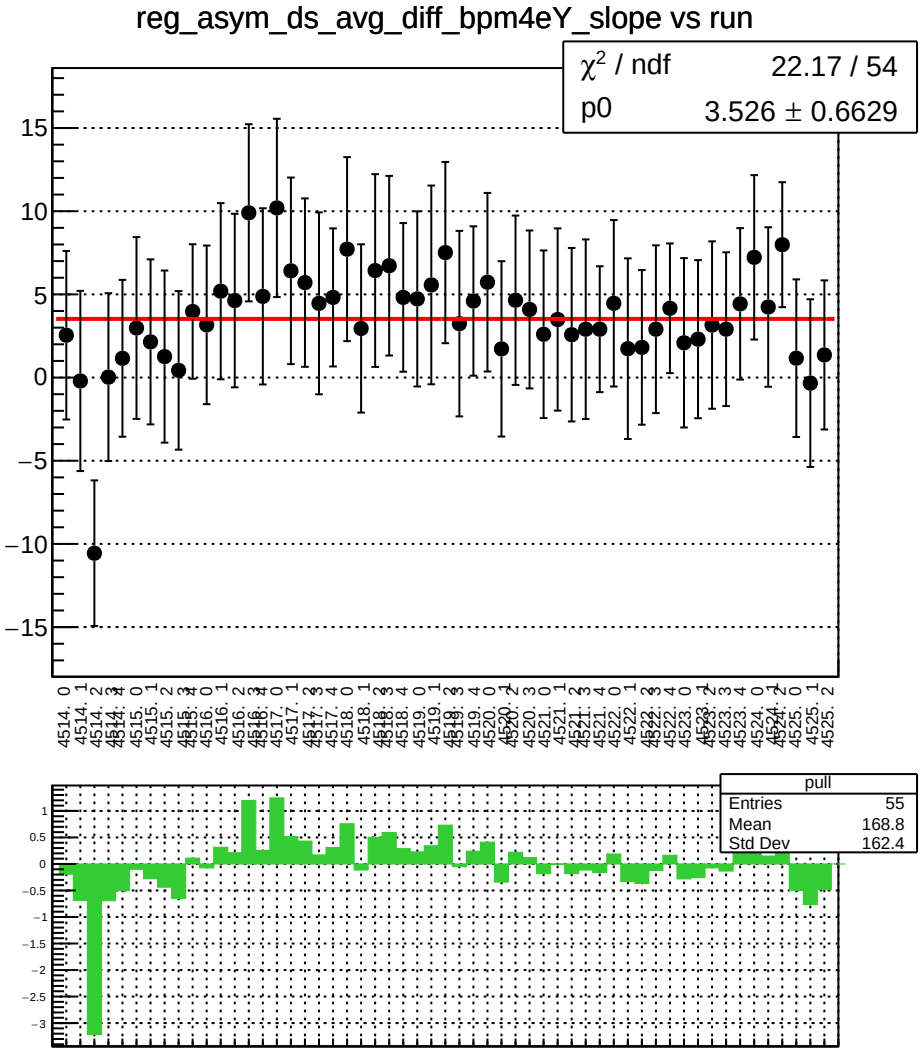
reg_asym_ds_avg_diff_bpm4eY_slope vs run
χ² / ndf 22.17 / 54
p0 3.526 ± 0.6629
pull
Entries 55
Mean 168.8
Std Dev 162.4

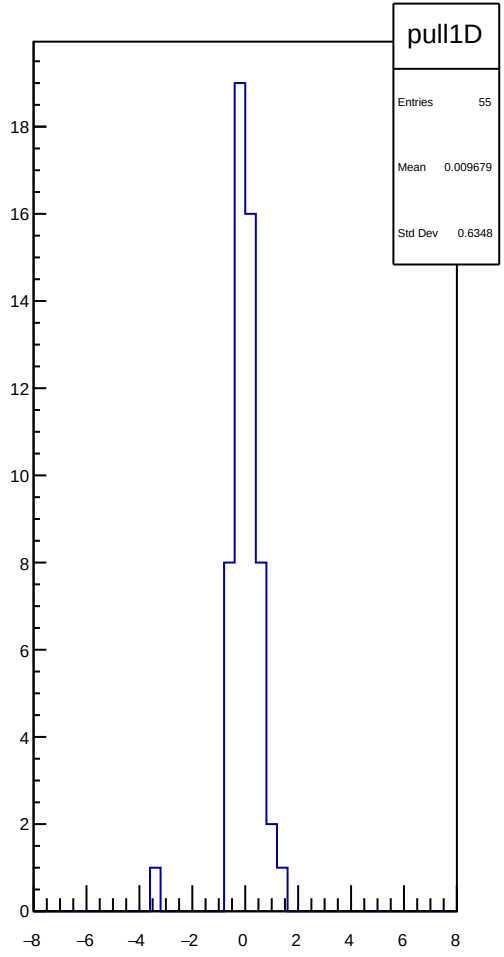
pull1D
Entries 55
Mean 0.009679
Std Dev 0.6348

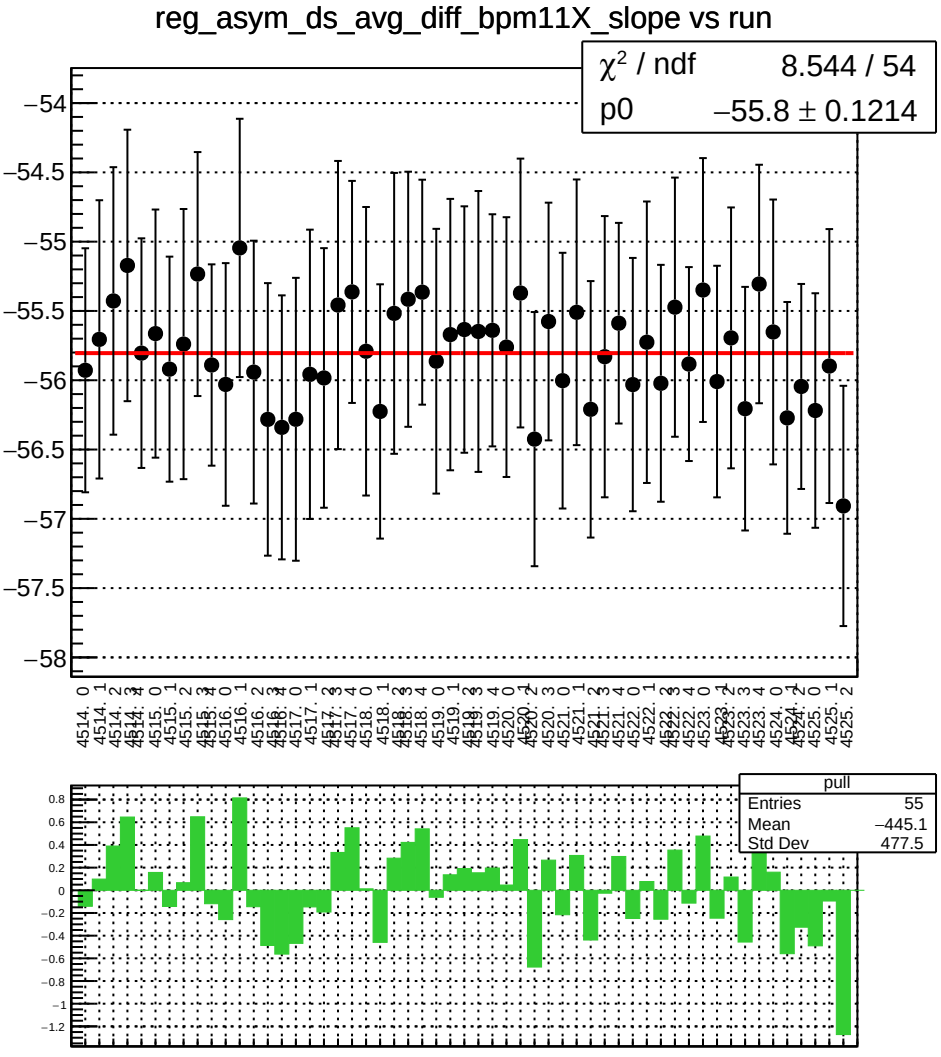
reg_asym_ds_avg_diff_bpm11X_slope vs run
χ² / ndf 8.544 / 54
p0 −55.8 ± 0.1214
pull
Entries 55
Mean −445.1
Std Dev 477.5

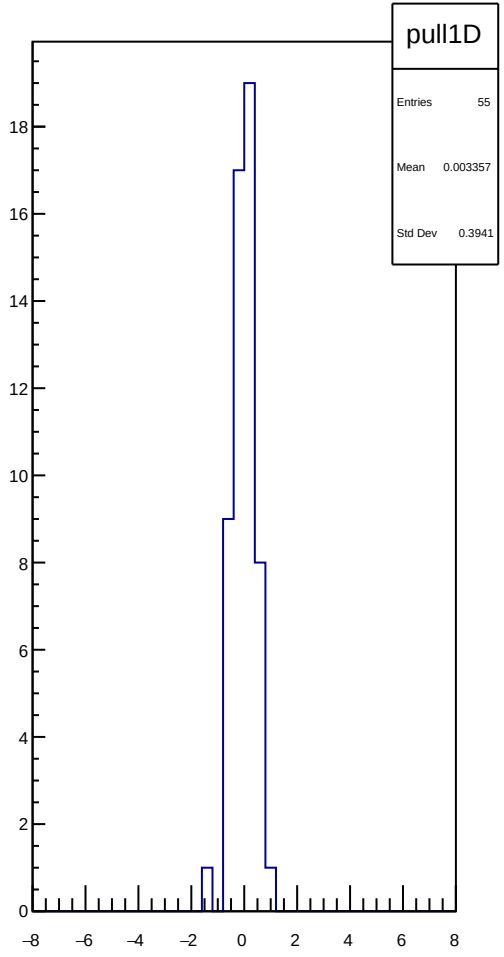
pull1D
Entries 55
Mean 0.003357
Std Dev 0.3941

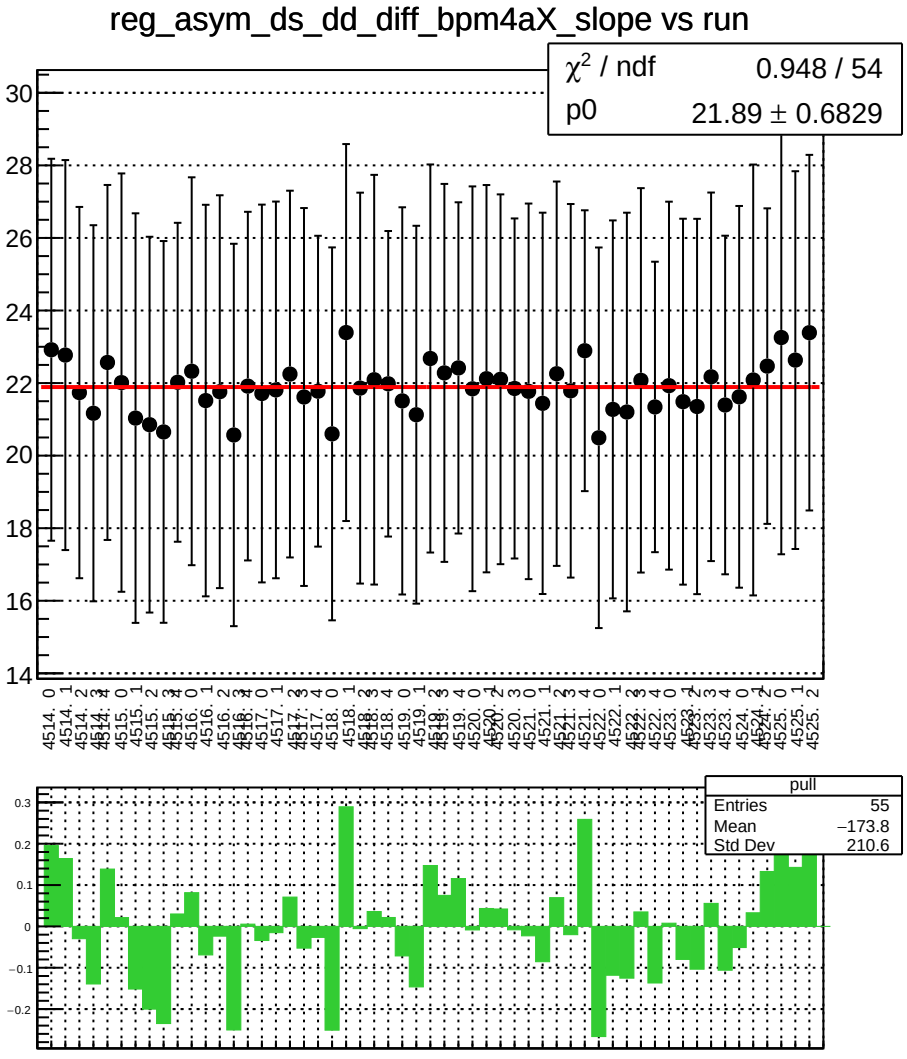
reg_asym_ds_dd_diff_bpm4aX_slope vs run
χ^2 / ndf 0.948 / 54
p0 21.89 ± 0.6829
pull
Entries 55
Mean −173.8
Std Dev 210.6

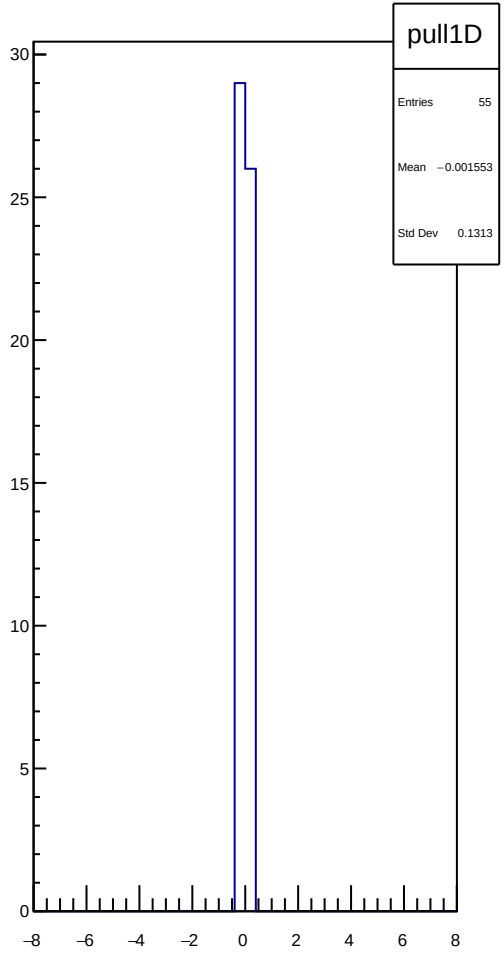
pull1D
Entries 55
Mean −0.001553
Std Dev 0.1313

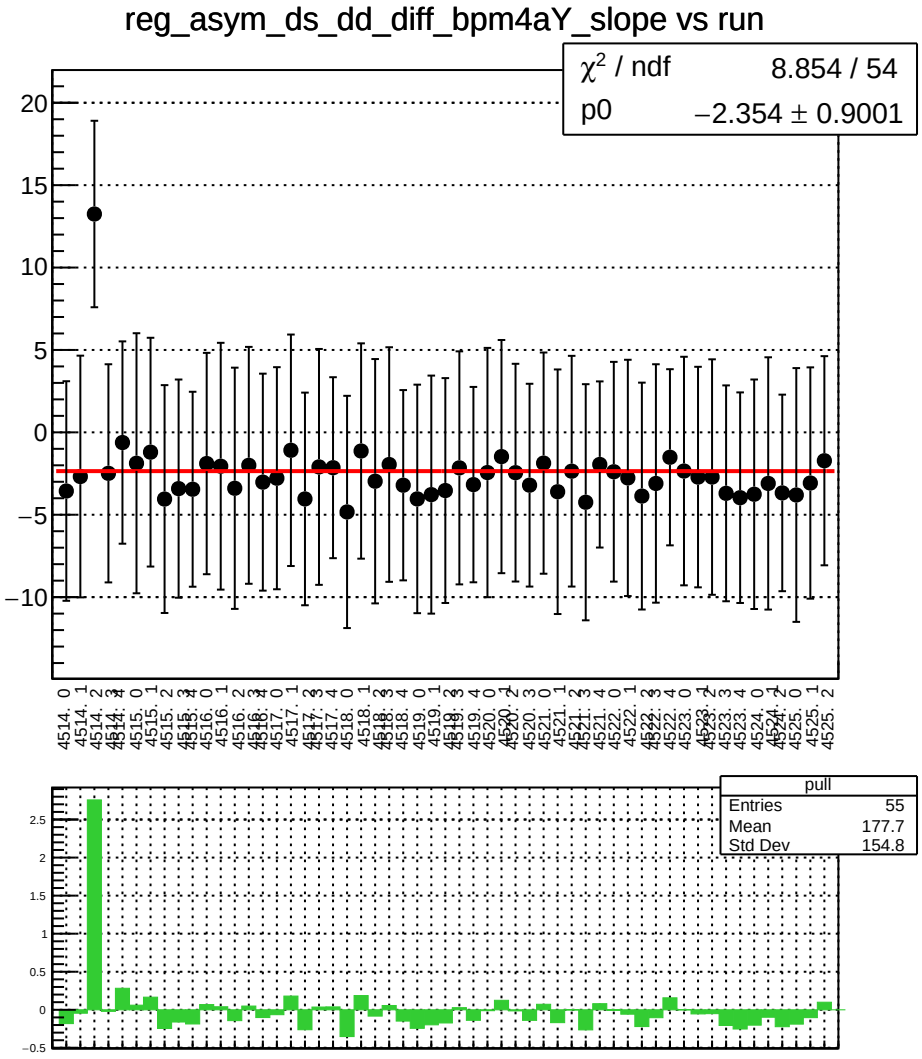
reg_asym_ds_dd_diff_bpm4aY_slope vs run
χ² / ndf 8.854 / 54
p0 −2.354 ± 0.9001
pull
Entries 55
Mean 177.7
Std Dev 154.8

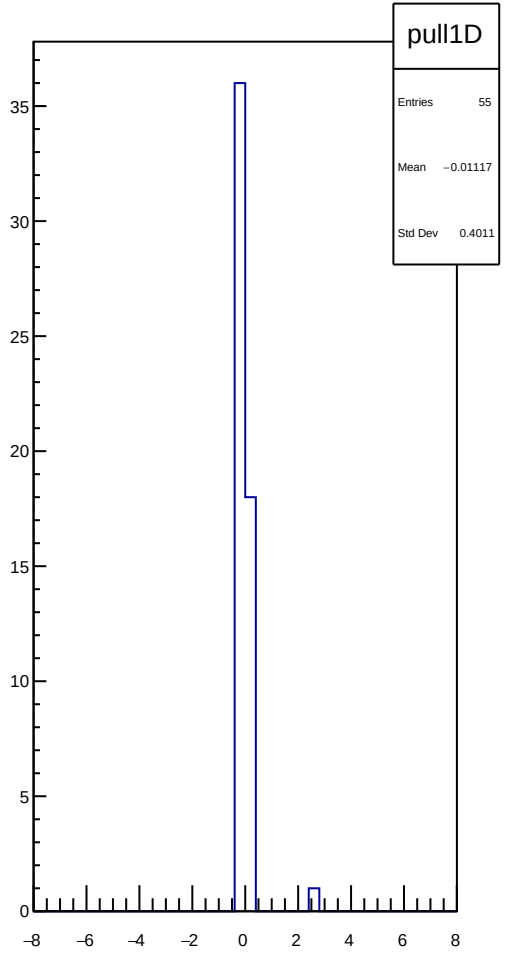
pull1D
Entries 55
Mean −0.01117
Std Dev 0.4011

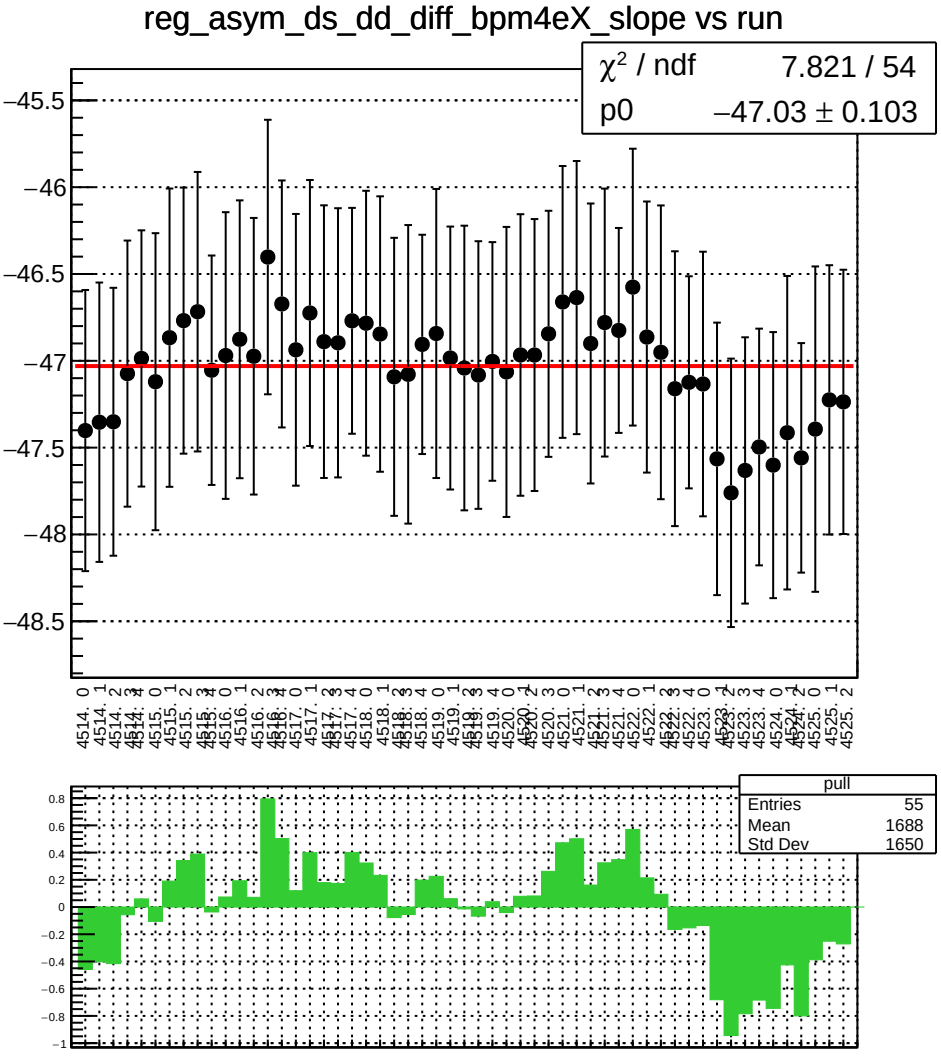
reg_asym_ds_dd_diff_bpm4eX_slope vs run
χ^2 / ndf 7.821 / 54
p0 −47.03 ± 0.103
pull
Entries 55
Mean 1688
Std Dev 1650

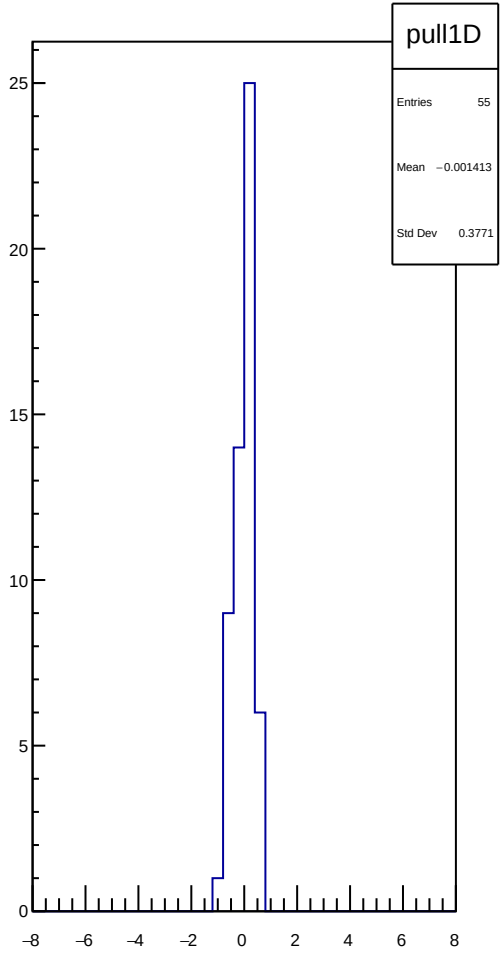
pull1D
Entries 55
Mean −0.001413
Std Dev 0.3771

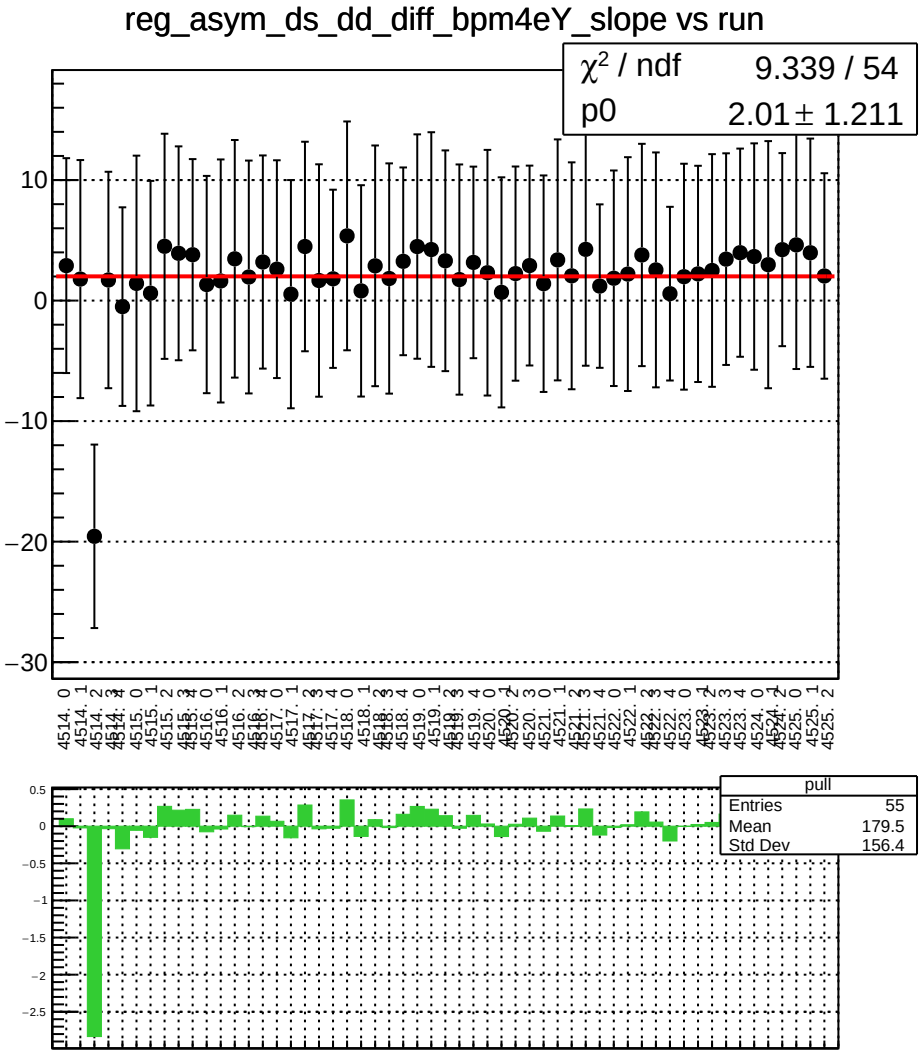
reg_asym_ds_dd_diff_bpm4eY_slope vs run
χ^2 / ndf 9.339 / 54
p0 2.01 ± 1.211
pull
Entries 55
Mean 179.5
Std Dev 156.4

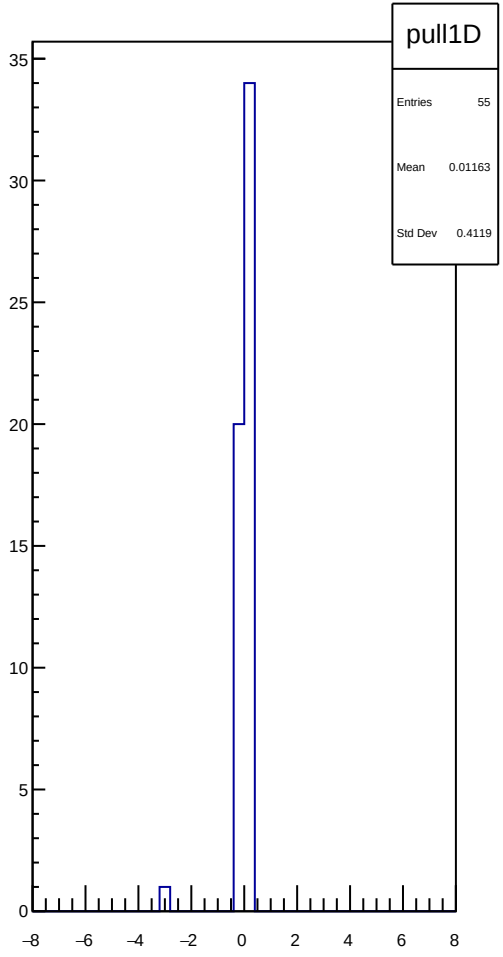
pull1D
Entries 55
Mean 0.01163
Std Dev 0.4119

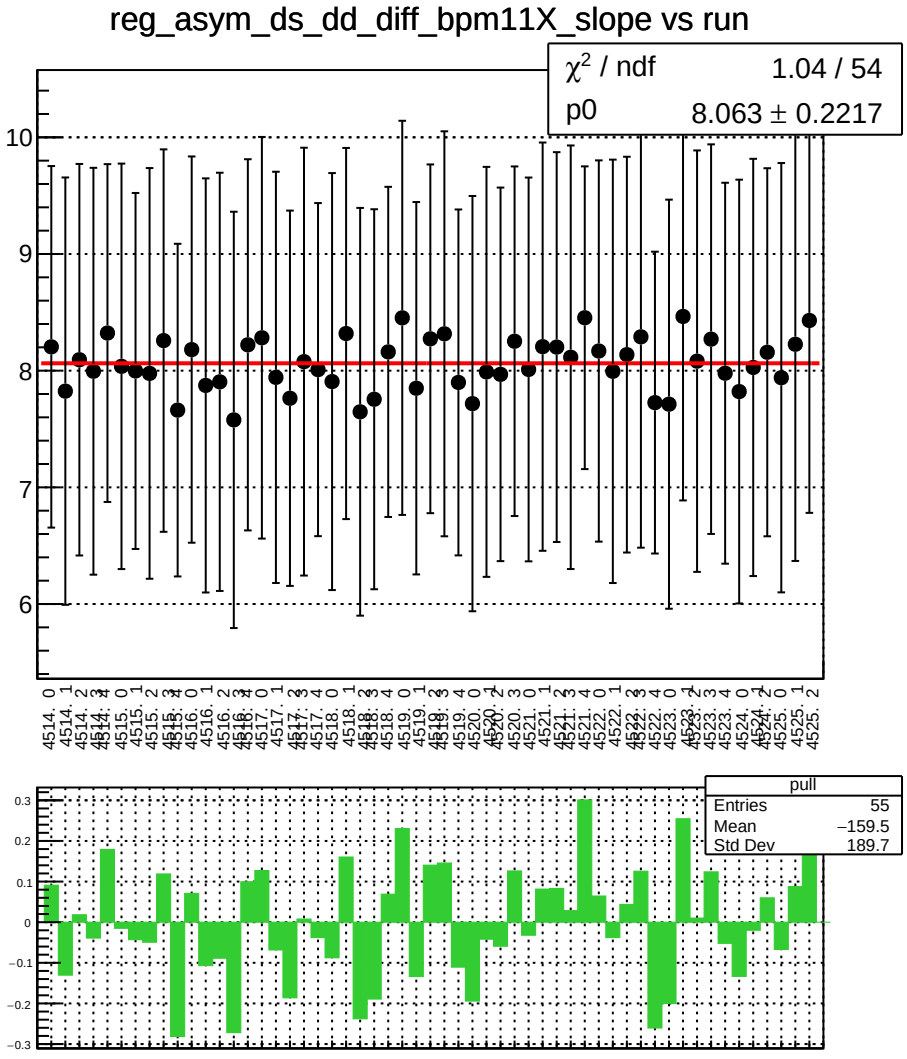
reg_asym_ds_dd_diff_bpm11X_slope vs run
χ^2 / ndf 1.04 / 54
p0 8.063 ± 0.2217
pull
Entries 55
Mean −159.5
Std Dev 189.7

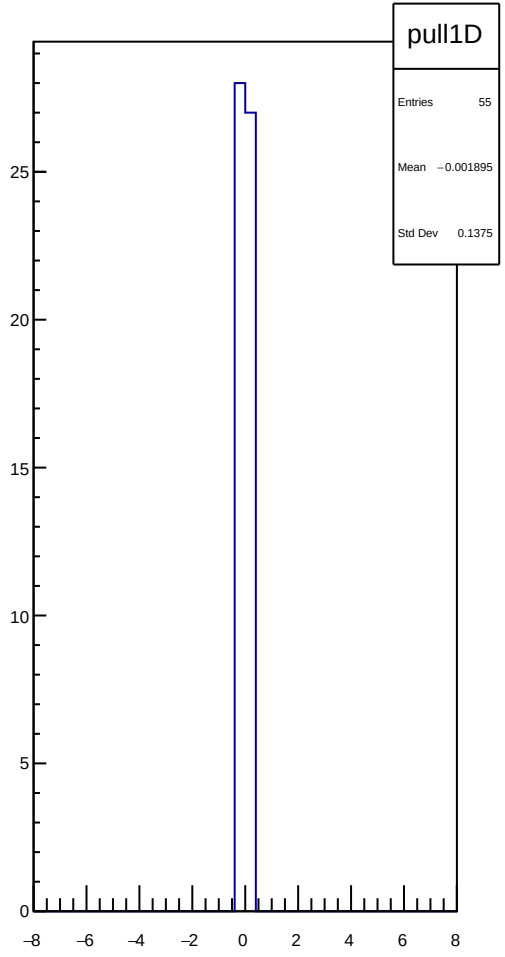
pull1D
Entries 55
Mean −0.001895
Std Dev 0.1375

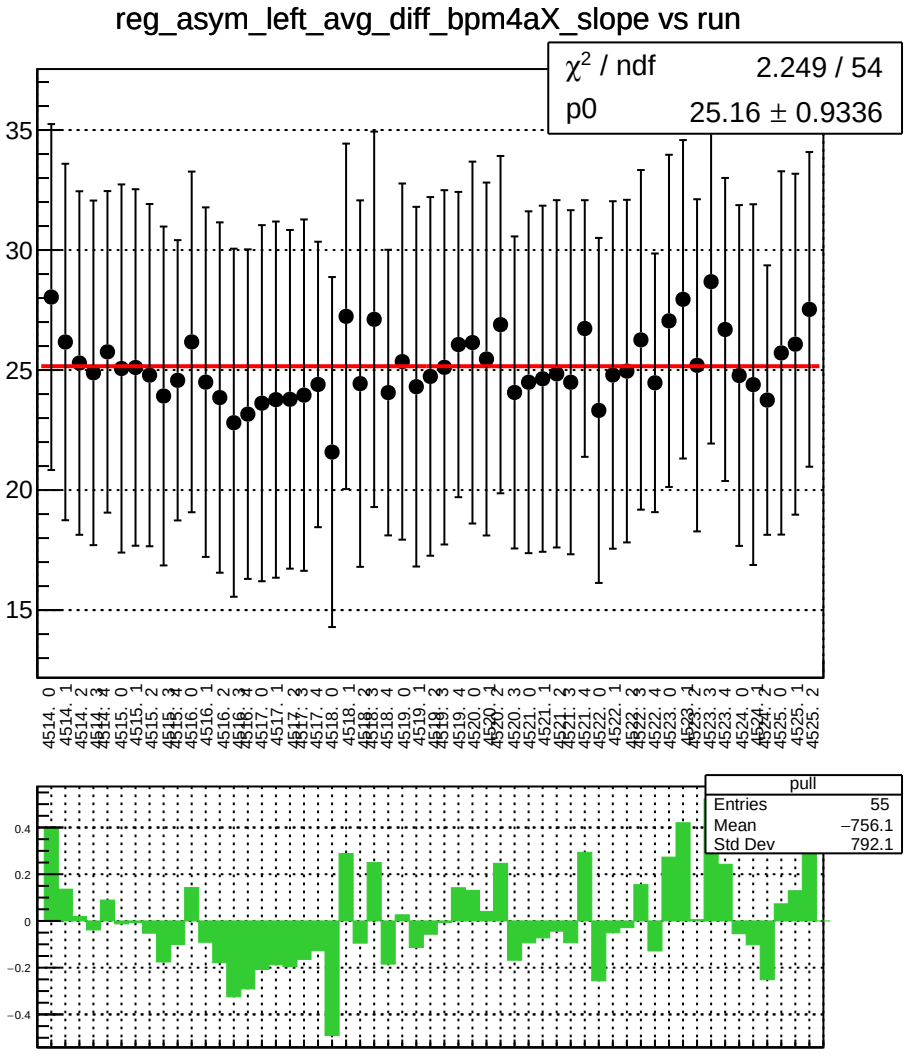
reg_asym_left_avg_diff_bpm4aX_slope vs run
χ² / ndf 2.249 / 54
p0 25.16 ± 0.9336
pull
Entries 55
Mean −756.1
Std Dev 792.1

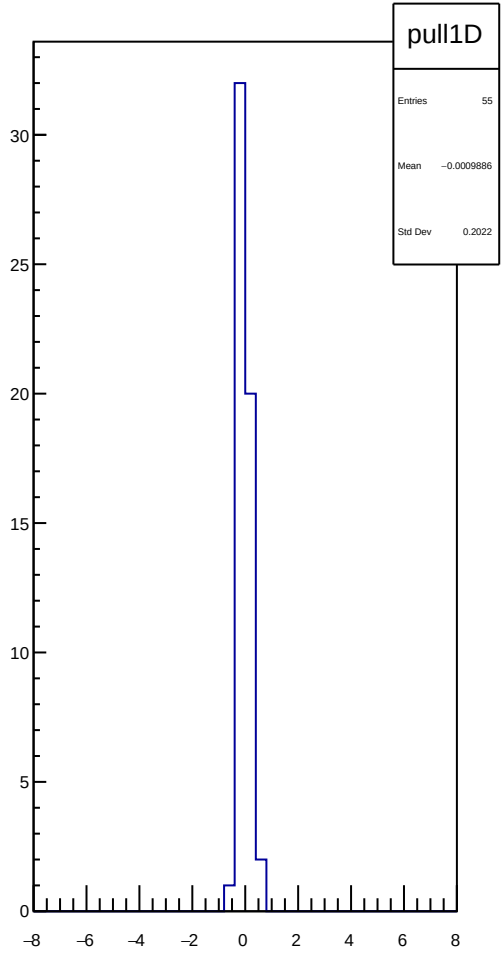
pull1D
Entries 55
Mean −0.0009886
Std Dev 0.2022

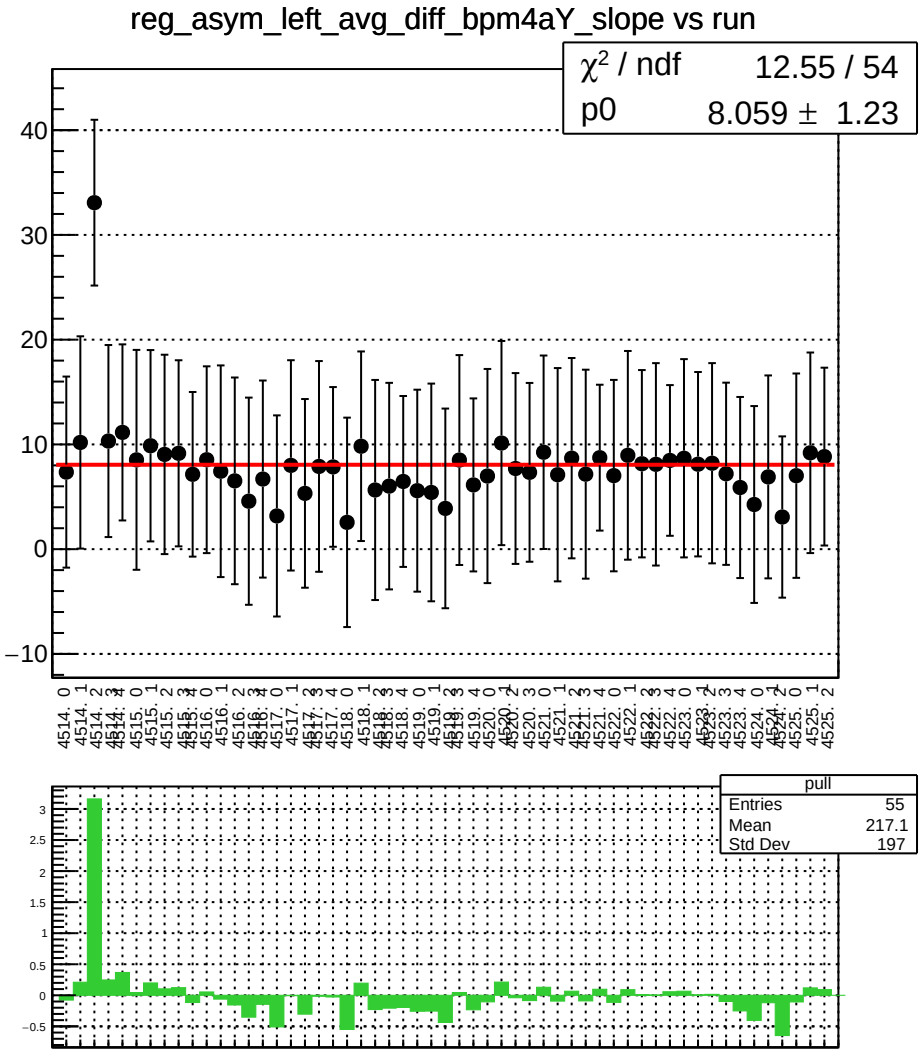
reg_asym_left_avg_diff_bpm4aY_slope vs run
χ² / ndf 12.55 / 54
p0 8.059 ± 1.23
pull
Entries 55
Mean 217.1
Std Dev 197

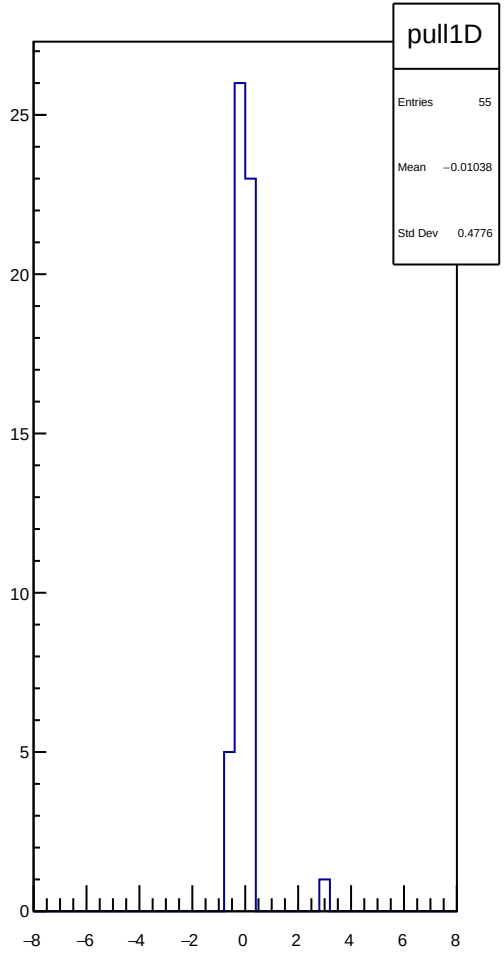
pull1D
Entries 55
Mean −0.01038
Std Dev 0.4776

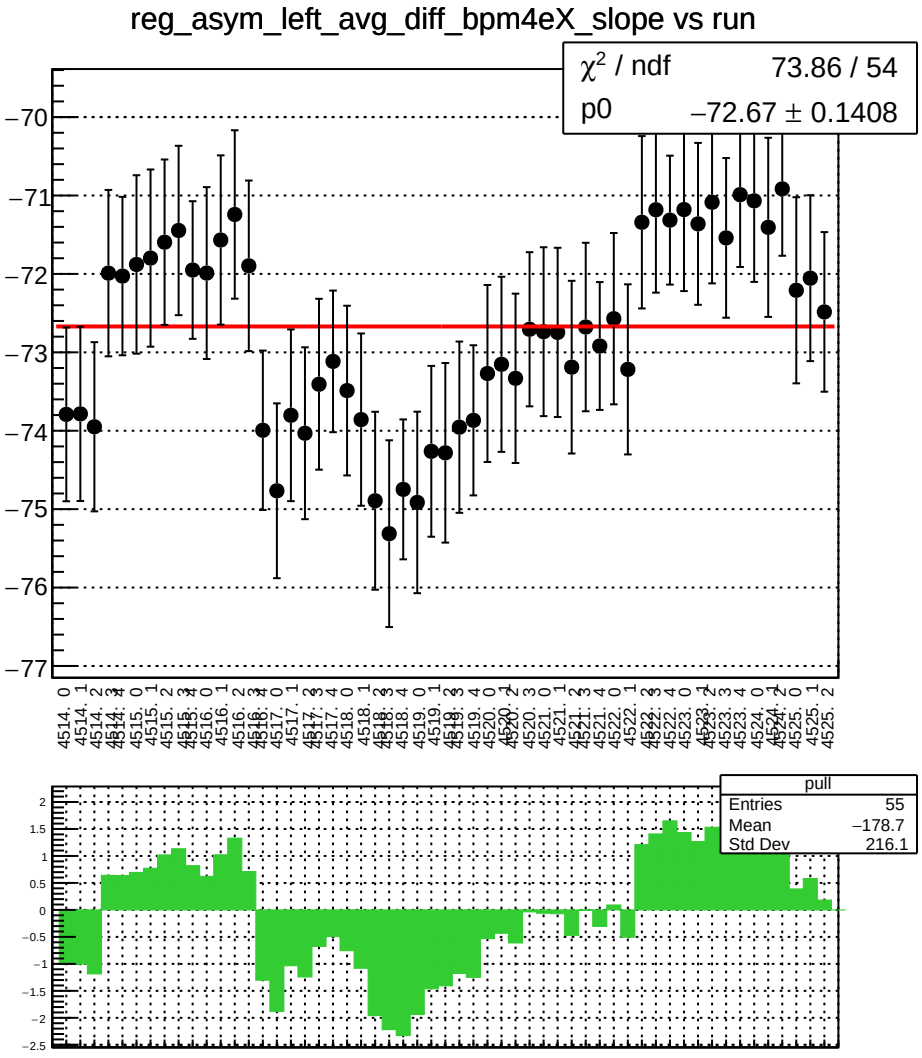
reg_asym_left_avg_diff_bpm4eX_slope vs run
χ^2 / ndf 73.86 / 54
p0 −72.67 ± 0.1408
pull
Entries 55
Mean −178.7
Std Dev 216.1

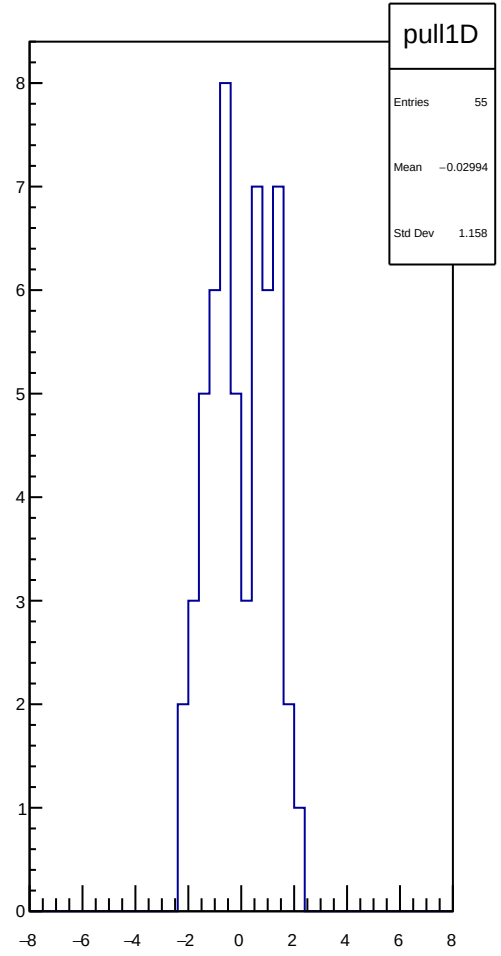
pull1D
Entries 55
Mean −0.02994
Std Dev 1.158

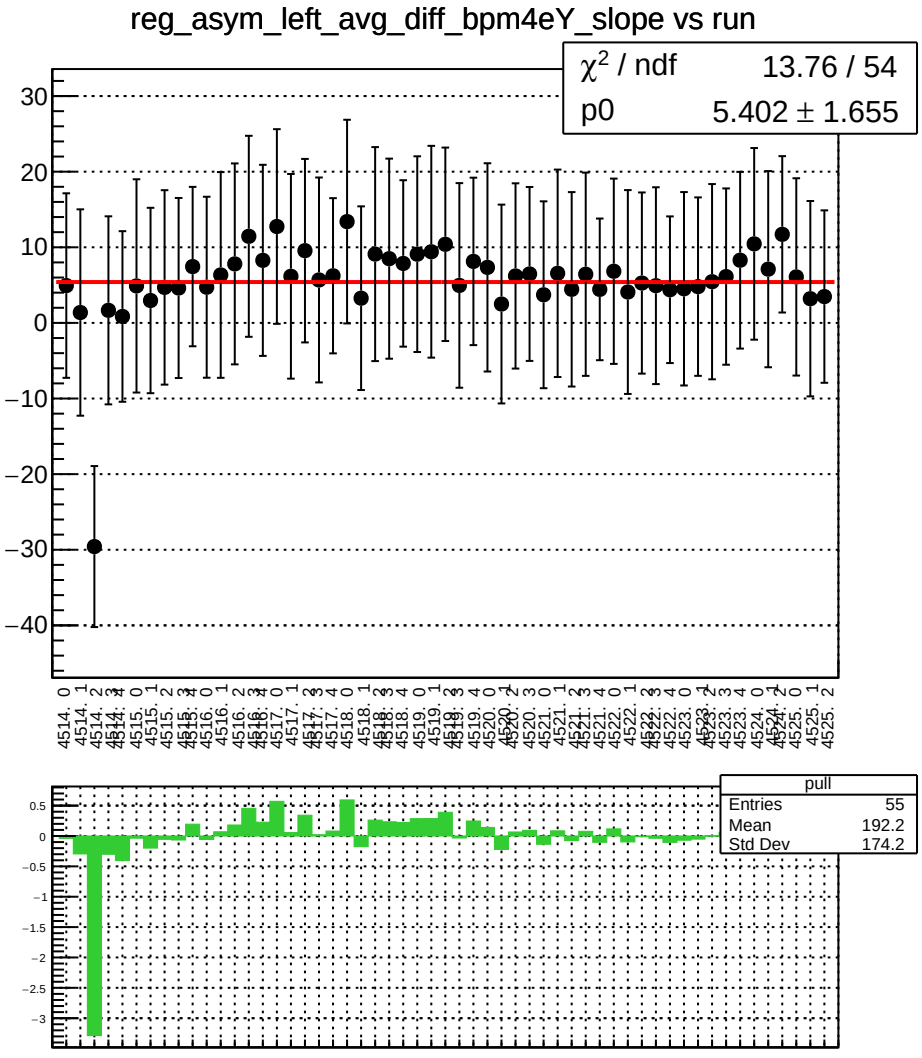
reg_asym_left_avg_diff_bpm4eY_slope vs run
χ2 / ndf 13.76 / 54
p0 5.402 ± 1.655
pull
Entries 55
Mean 192.2
Std Dev 174.2

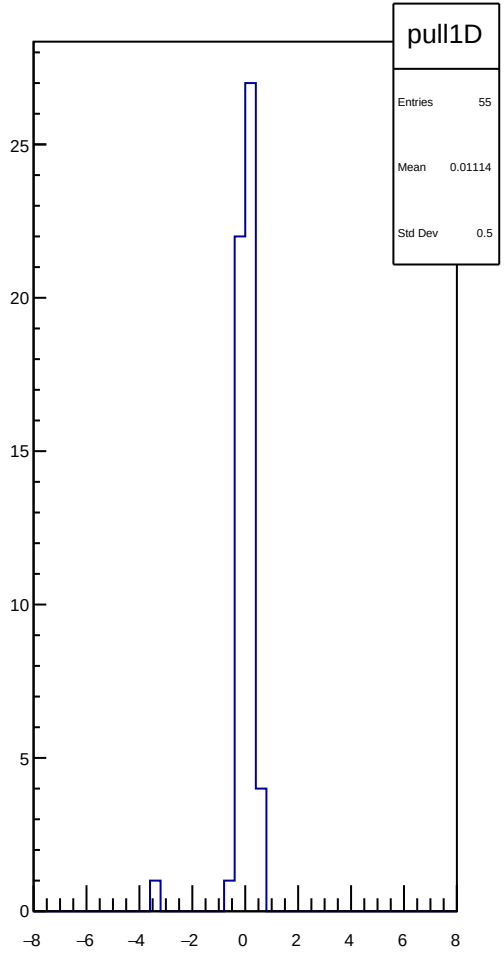
pull1D
Entries 55
Mean 0.01114
Std Dev 0.5

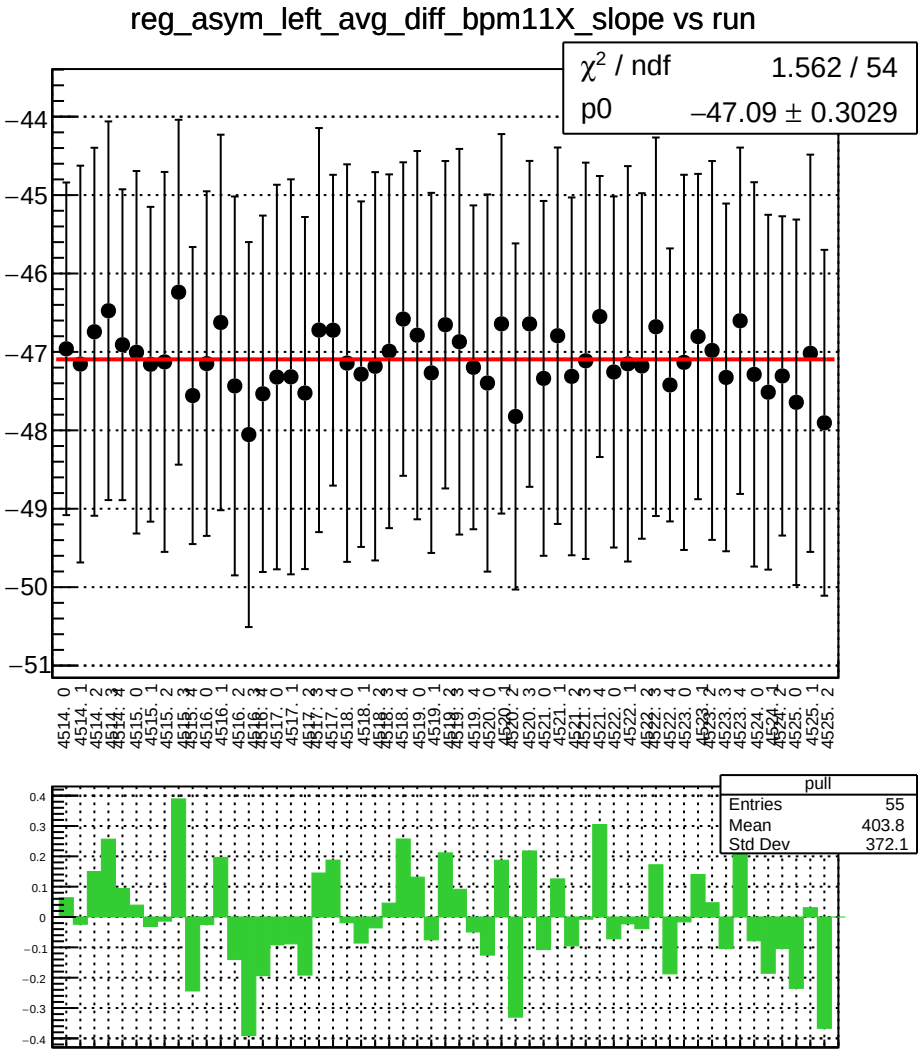
reg_asym_left_avg_diff_bpm11X_slope vs run
χ^2 / ndf 1.562 / 54
p0 −47.09 ± 0.3029
pull
Entries 55
Mean 403.8
Std Dev 372.1

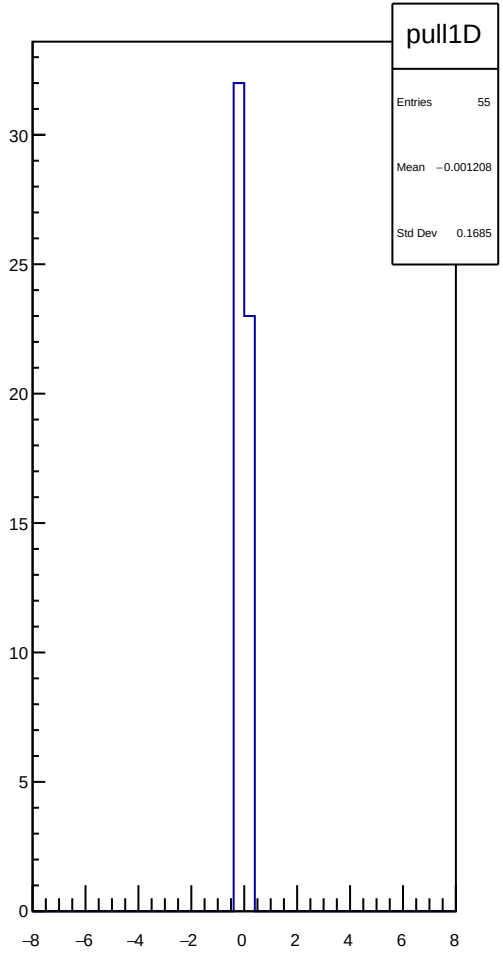
pull1D
Entries 55
Mean −0.001208
Std Dev 0.1685

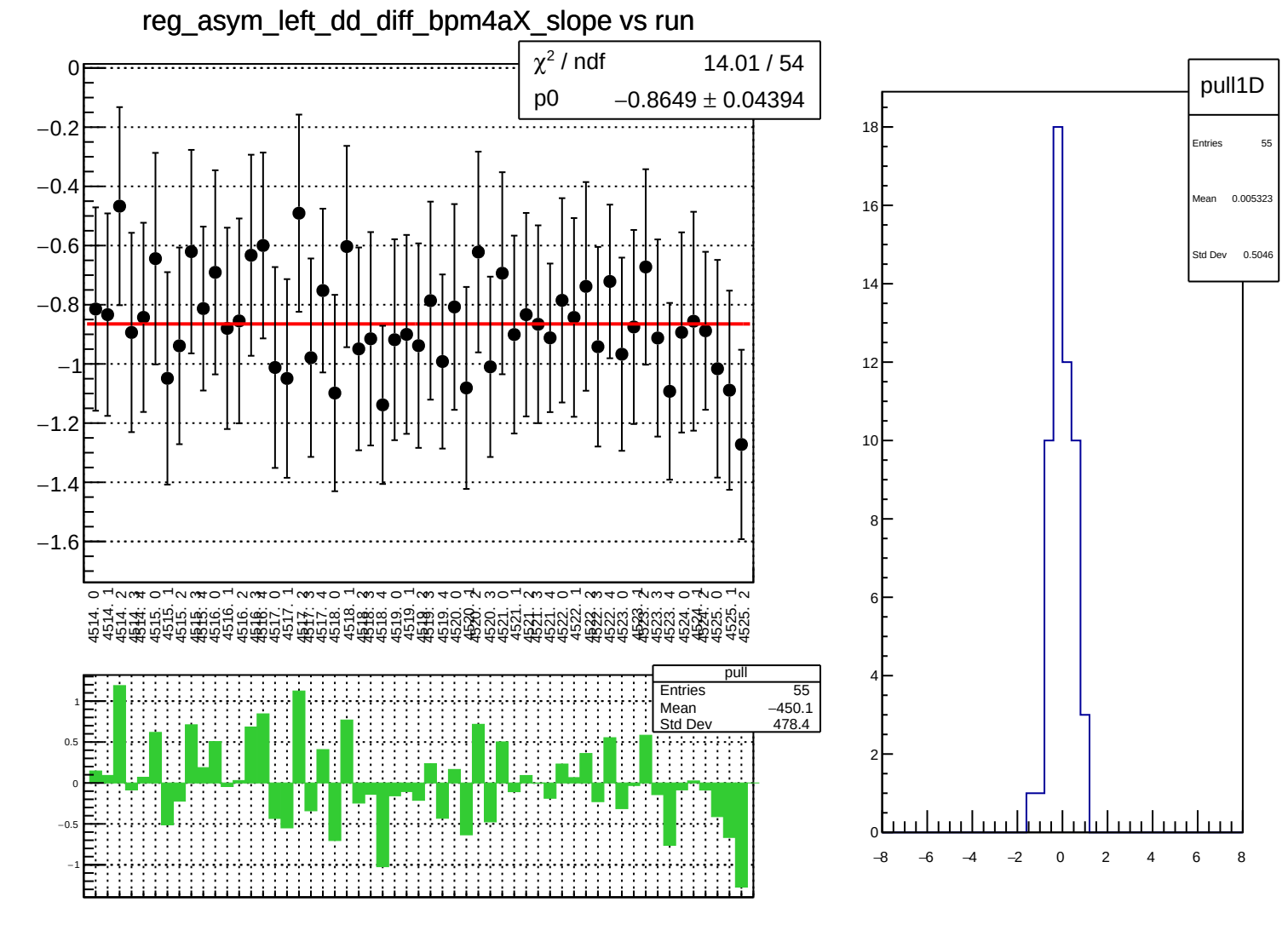
reg_asym_left_dd_diff_bpm4aX_slope vs run
χ² / ndf 14.01 / 54
p0 −0.8649 ± 0.04394
pull
Entries 55
Mean −450.1
Std Dev 478.4
pull1D
Entries 55
Mean 0.005323
Std Dev 0.5046

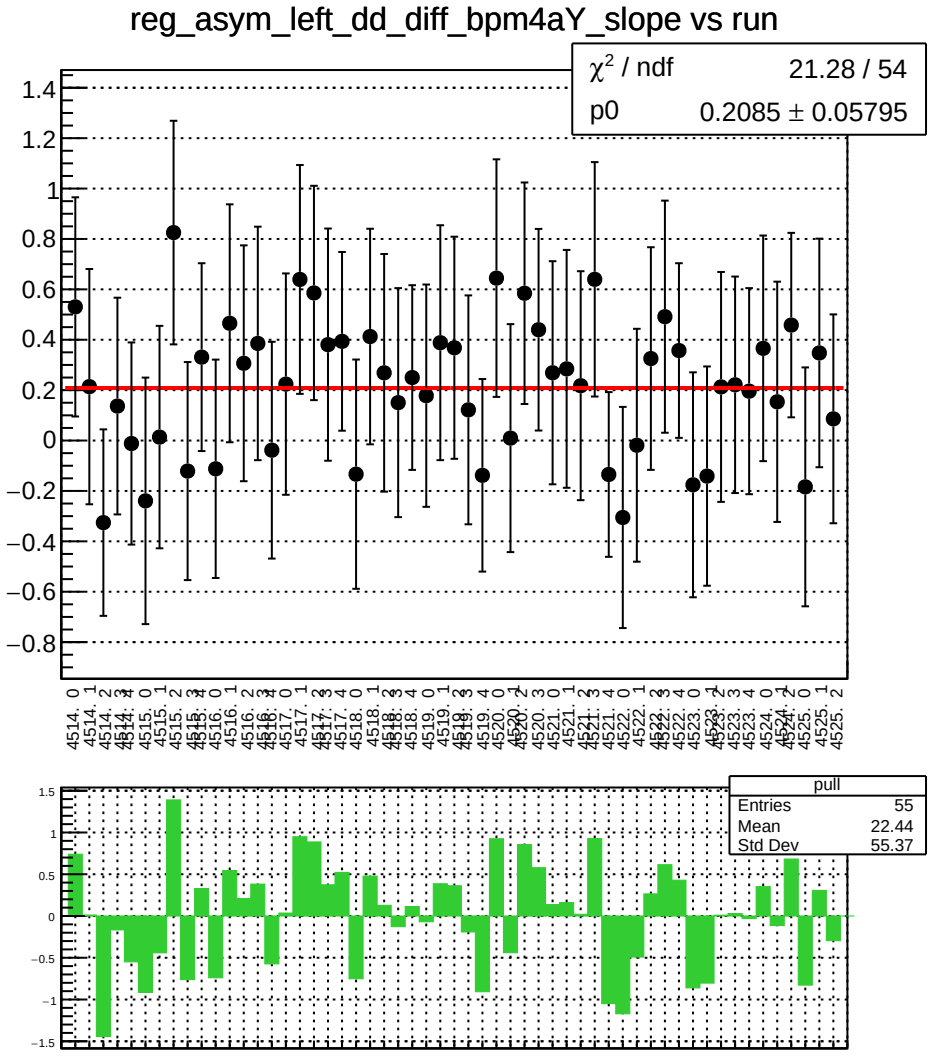
reg_asym_left_dd_diff_bpm4aY_slope vs run
χ^2 / ndf 21.28 / 54
p0 0.2085 ± 0.05795
pull
Entries 55
Mean 22.44
Std Dev 55.37

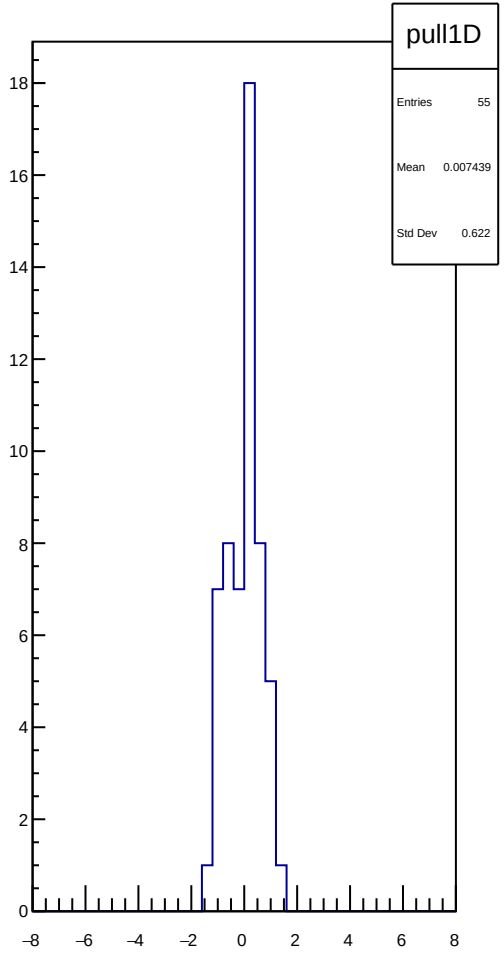
pull1D
Entries 55
Mean 0.007439
Std Dev 0.622

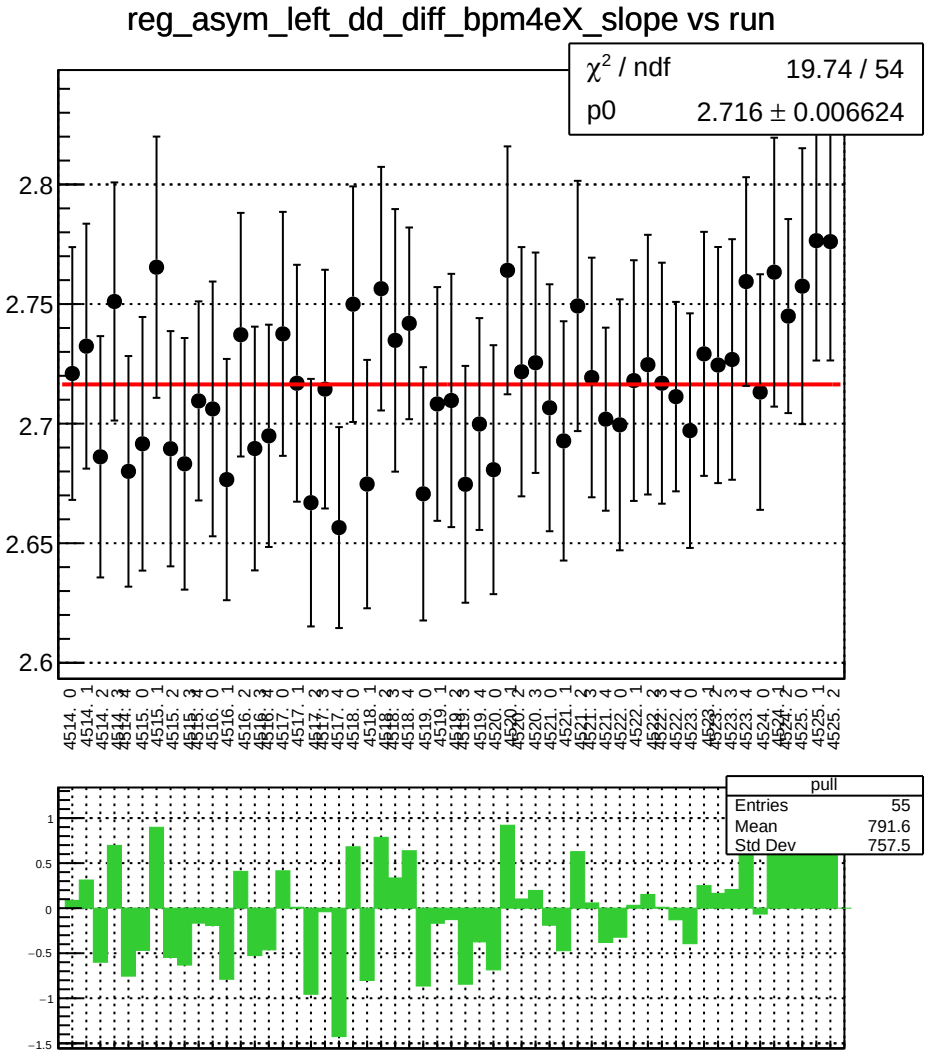
reg_asym_left_dd_diff_bpm4eX_slope vs run
χ^2 / ndf 19.74 / 54
p0 2.716 ± 0.006624
pull
Entries 55
Mean 791.6
Std Dev 757.5

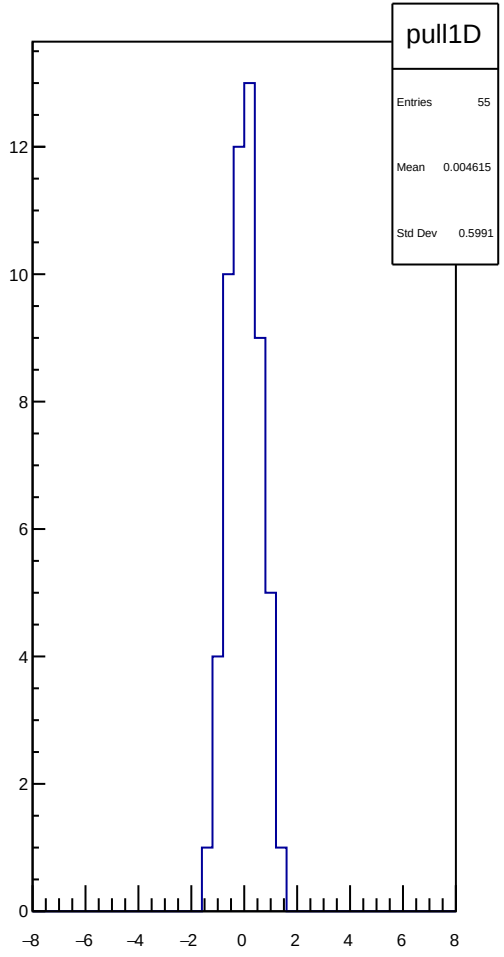
pull1D
Entries 55
Mean 0.004615
Std Dev 0.5991

reg_asym_left_dd_diff_bpm4eY_slope vs run

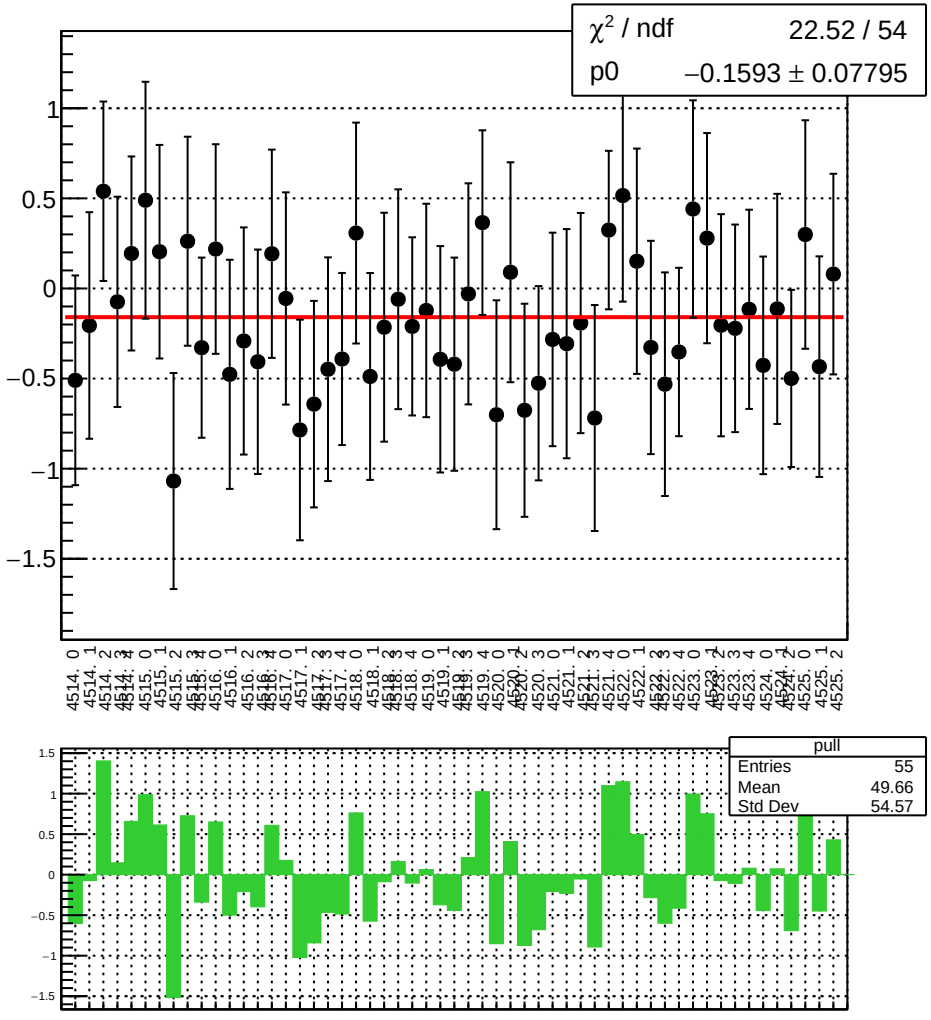

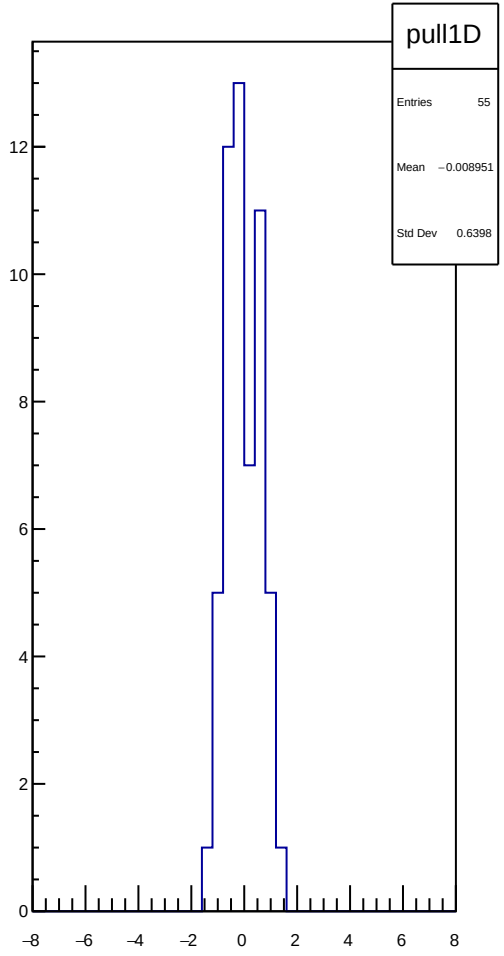

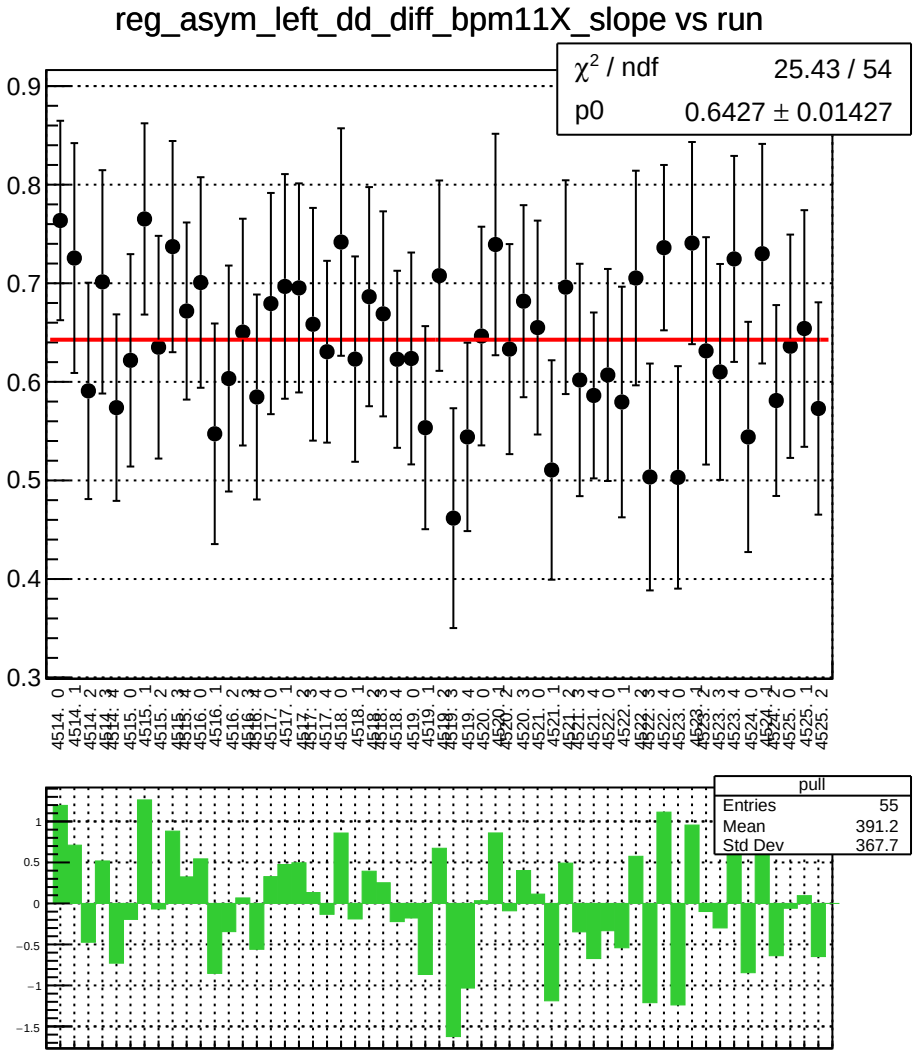
reg_asym_left_dd_diff_bpm11X_slope vs run
χ^2 / ndf 25.43 / 54
p0 0.6427 ± 0.01427
pull
Entries 55
Mean 391.2
Std Dev 367.7

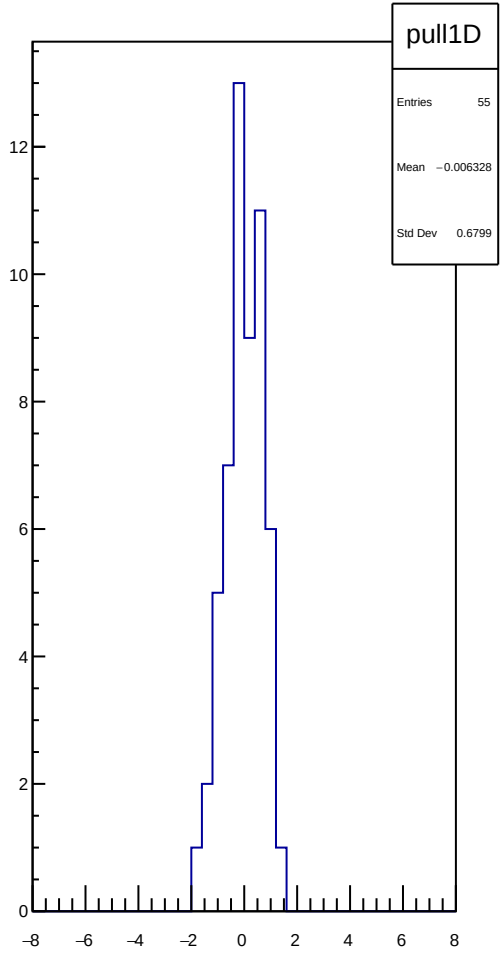
pull1D
Entries 55
Mean −0.006328
Std Dev 0.6799

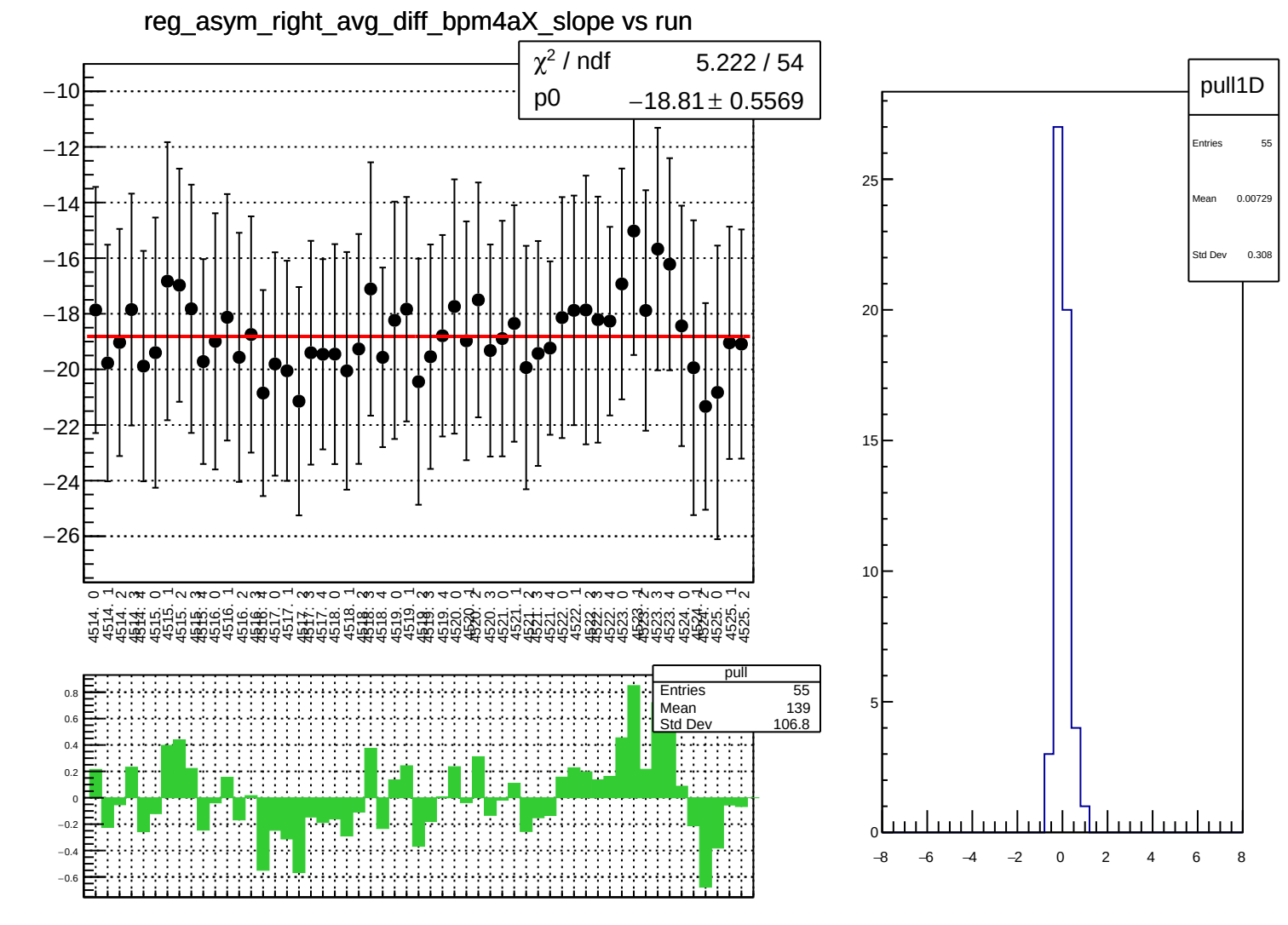
reg_asym_right_avg_diff_bpm4aX_slope vs run
χ^2 / ndf 5.222 / 54
p0 −18.81 ± 0.5569
pull
Entries 55
Mean 139
Std Dev 106.8
pull1D
Entries 55
Mean 0.00729
Std Dev 0.308

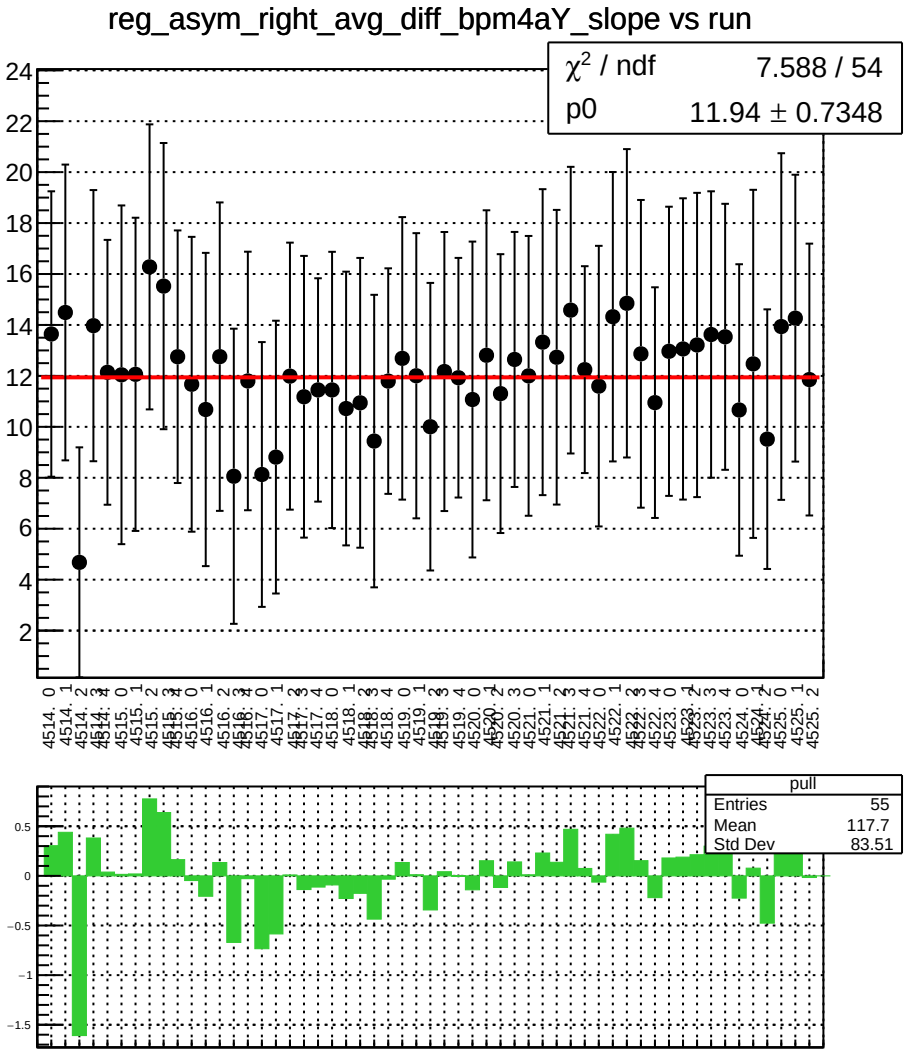
reg_asym_right_avg_diff_bpm4aY_slope vs run
χ^2 / ndf 7.588 / 54
p0 11.94 ± 0.7348
pull
Entries 55
Mean 117.7
Std Dev 83.51

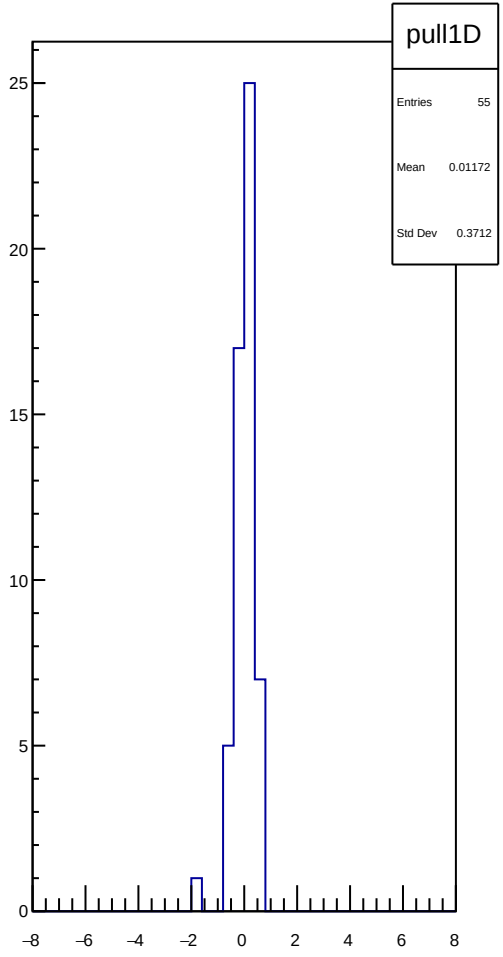
pull1D
Entries 55
Mean 0.01172
Std Dev 0.3712

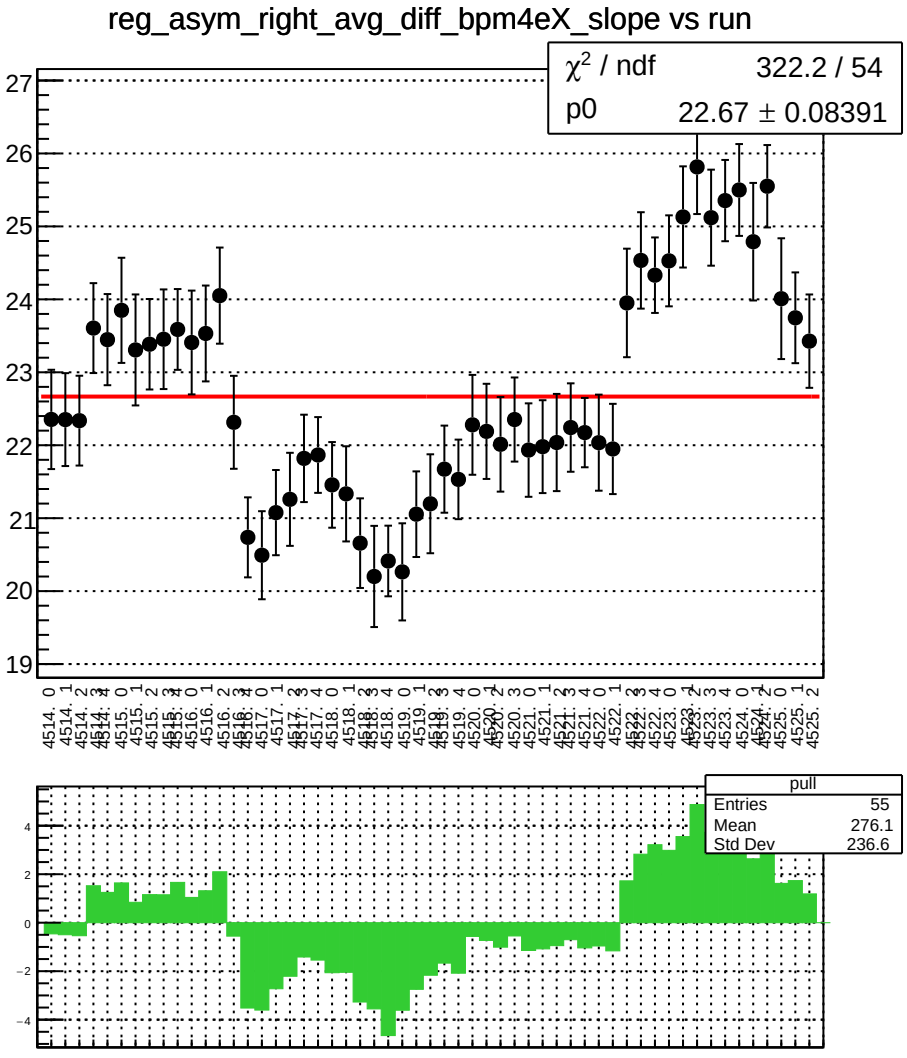
reg_asym_right_avg_diff_bpm4eX_slope vs run
χ² / ndf 322.2 / 54
p0 22.67 ± 0.08391
pull
Entries 55
Mean 276.1
Std Dev 236.6

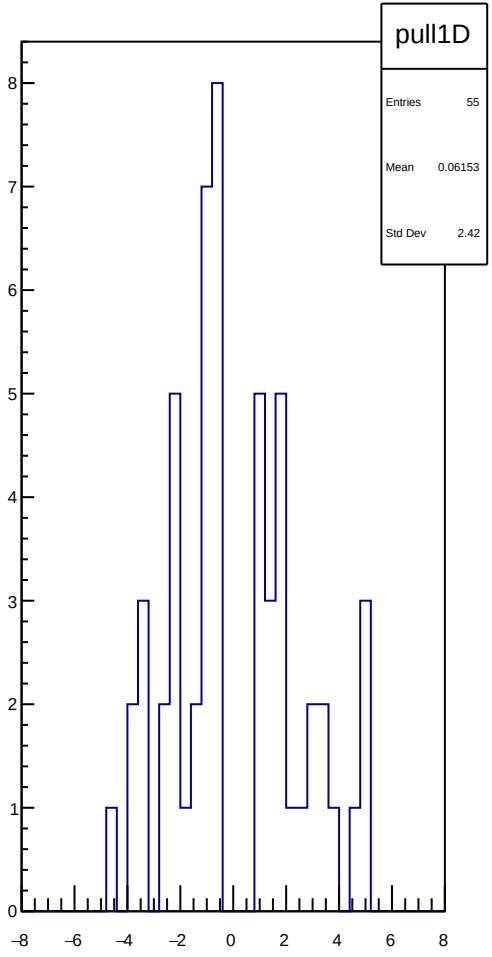
pull1D
Entries 55
Mean 0.06153
Std Dev 2.42

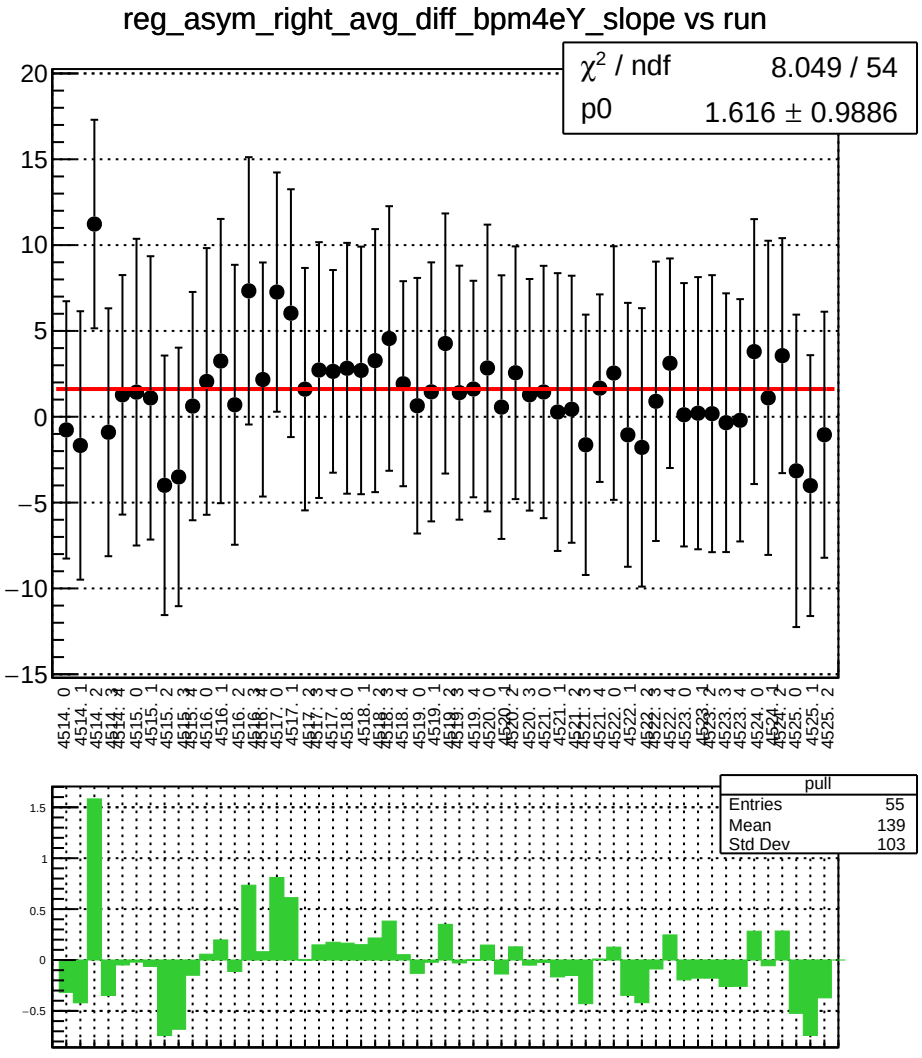
reg_asym_right_avg_diff_bpm4eY_slope vs run
χ² / ndf 8.049 / 54
p0 1.616 ± 0.9886
pull
Entries 55
Mean 139
Std Dev 103

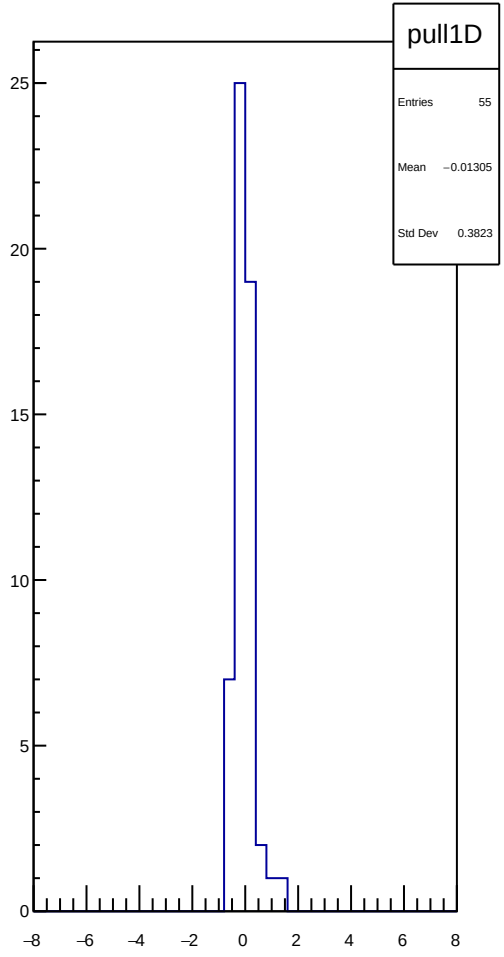
pull1D
Entries 55
Mean −0.01305
Std Dev 0.3823

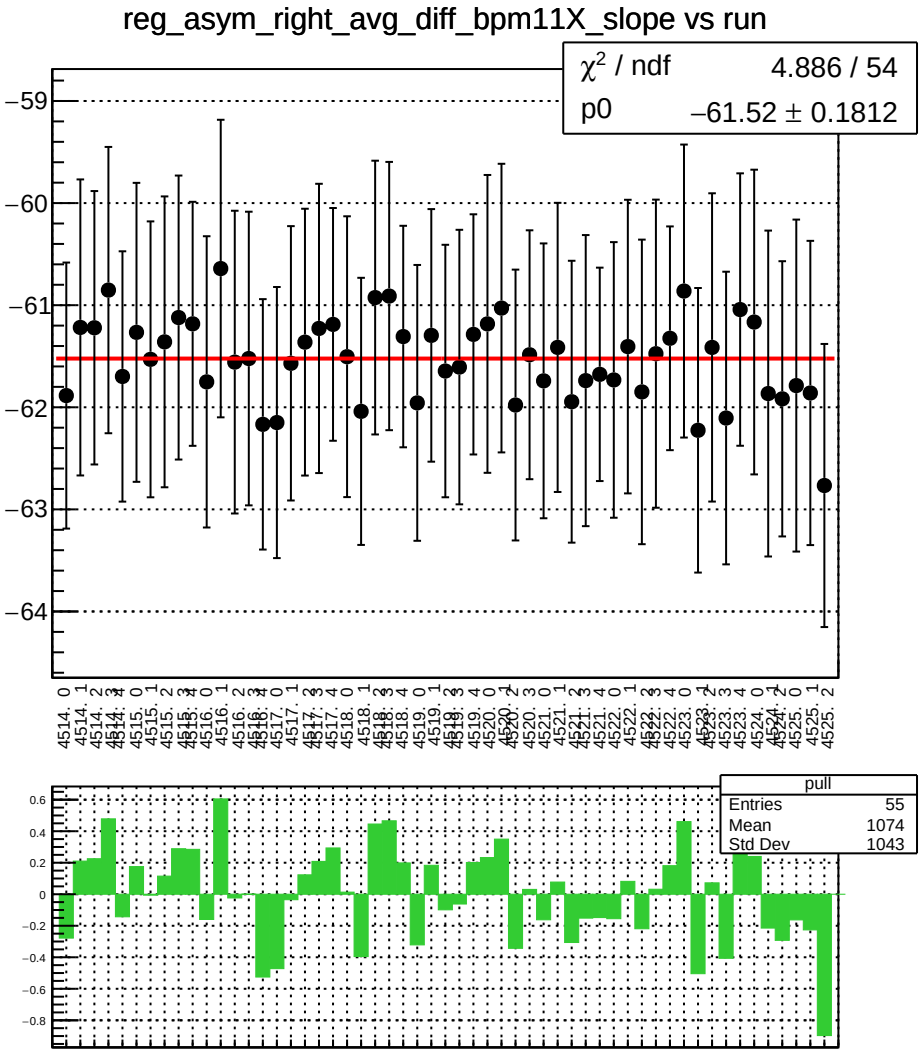
reg_asym_right_avg_diff_bpm11X_slope vs run
χ^2 / ndf 4.886 / 54
p0 −61.52 ± 0.1812
pull
Entries 55
Mean 1074
Std Dev 1043

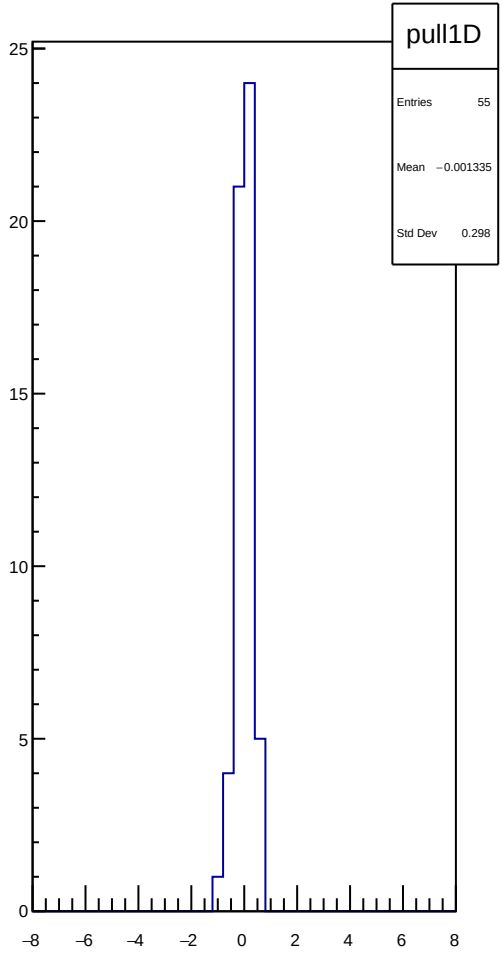
pull1D
Entries 55
Mean −0.001335
Std Dev 0.298

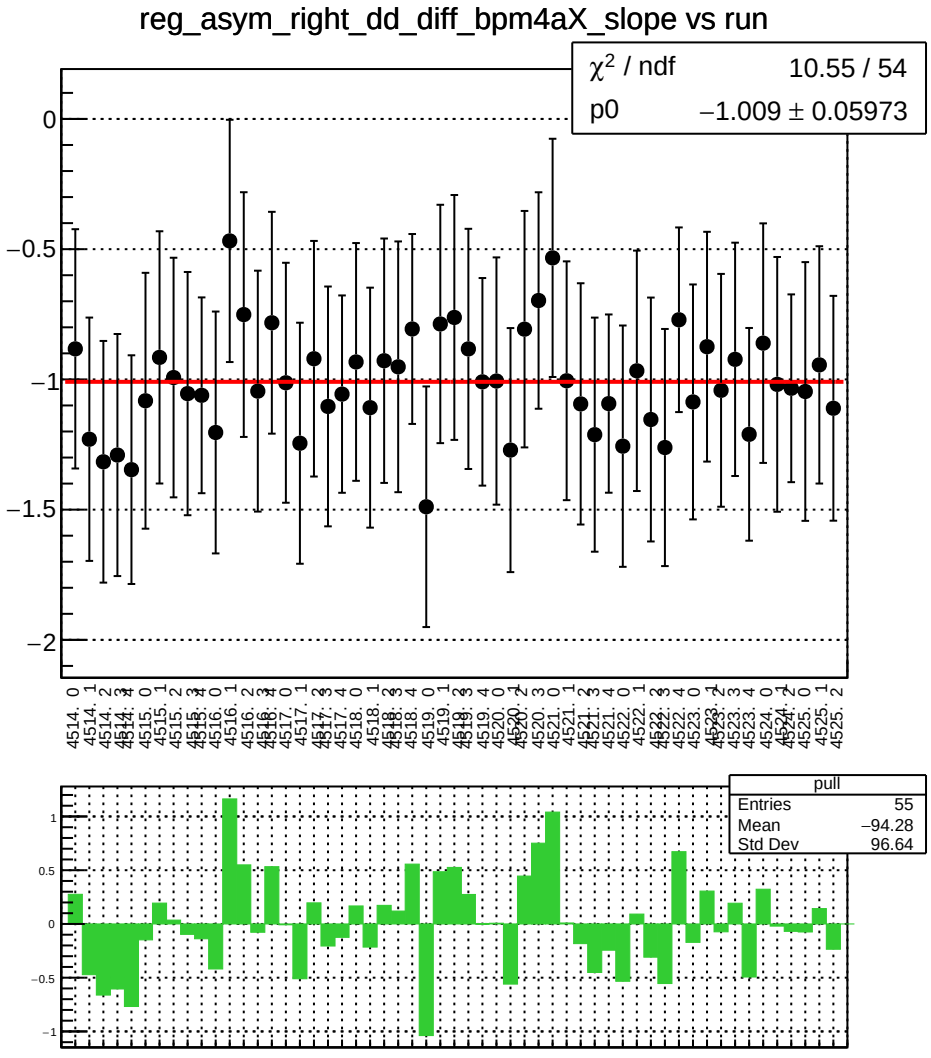
reg_asym_right_dd_diff_bpm4aX_slope vs run
χ² / ndf 10.55 / 54
p0 −1.009 ± 0.05973
pull
Entries 55
Mean −94.28
Std Dev 96.64

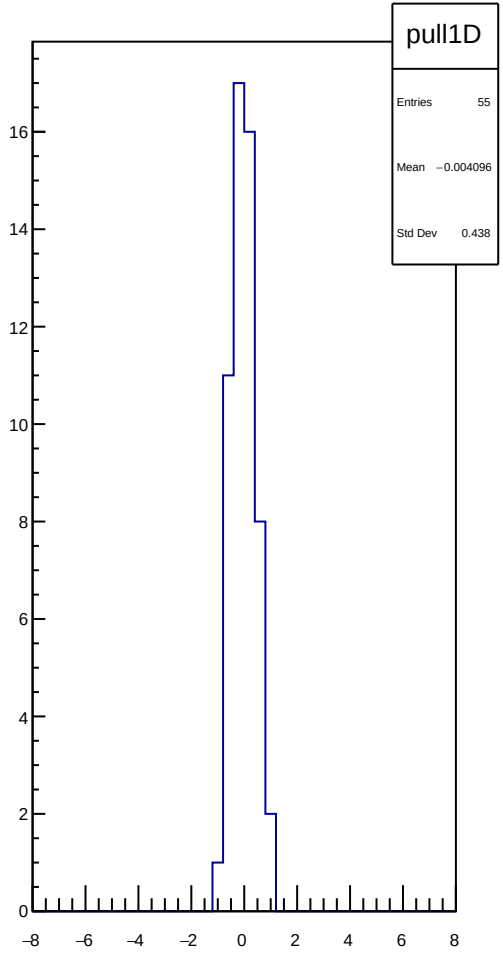
pull1D
Entries 55
Mean −0.004096
Std Dev 0.438

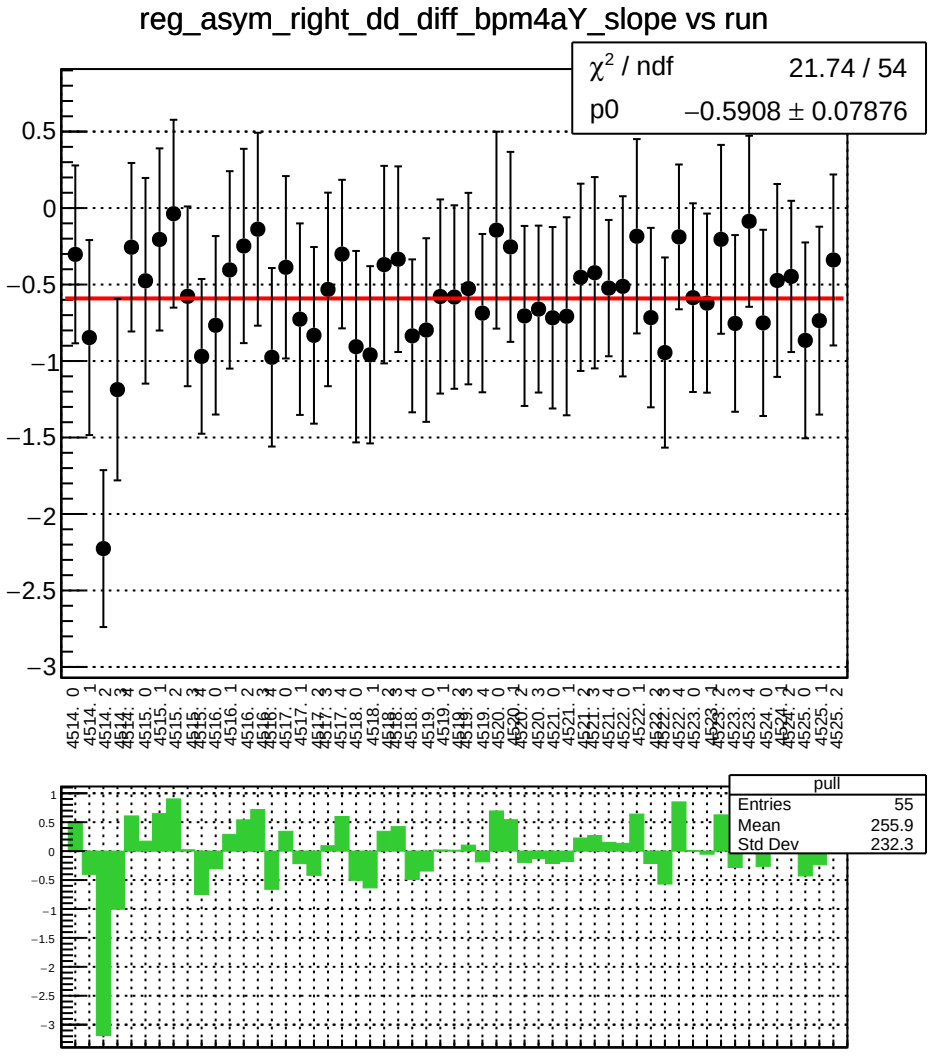
reg_asym_right_dd_diff_bpm4aY_slope vs run
χ^2 / ndf 21.74 / 54
p0 −0.5908 ± 0.07876
pull
Entries 55
Mean 255.9
Std Dev 232.3

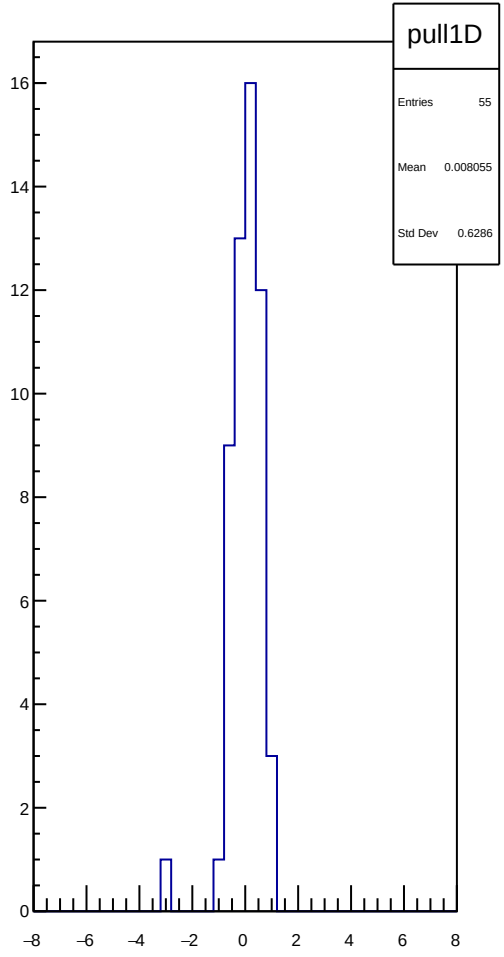
pull1D
Entries 55
Mean 0.008055
Std Dev 0.6286

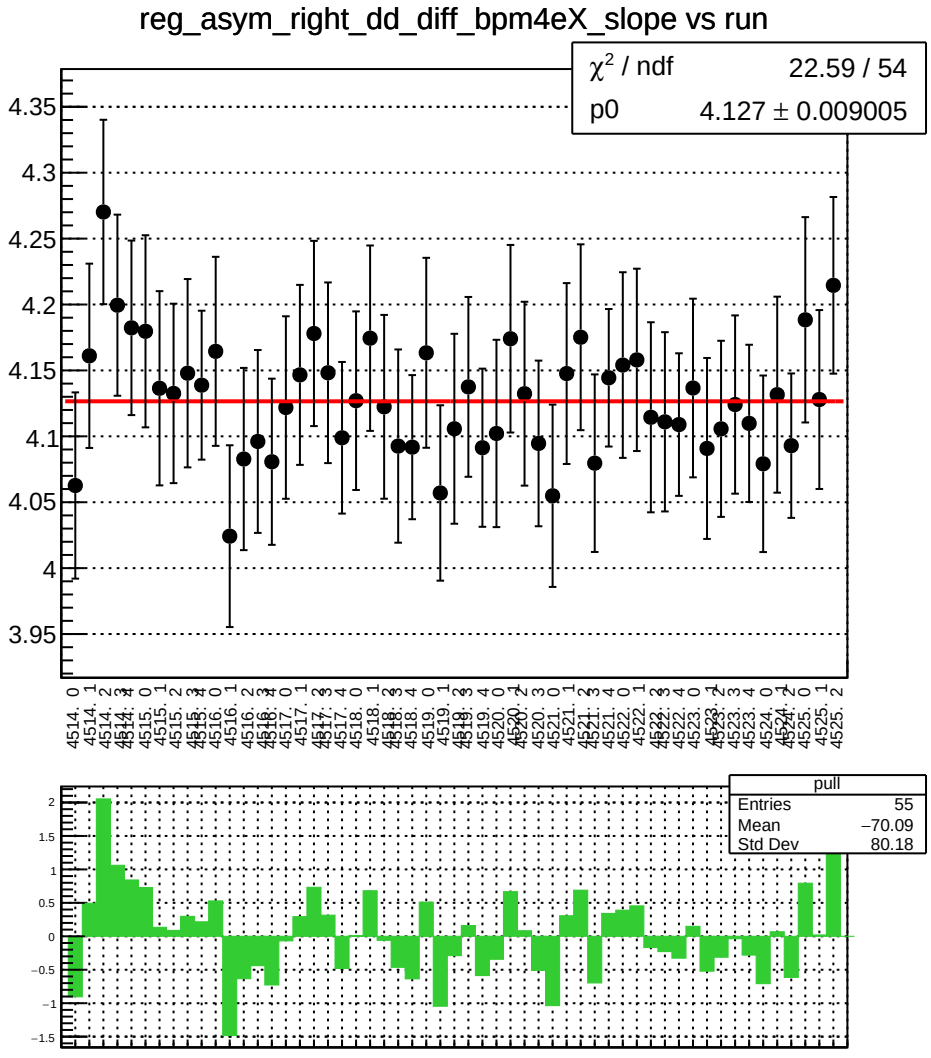
reg_asym_right_dd_diff_bpm4eX_slope vs run
χ² / ndf 22.59 / 54
p0 4.127 ± 0.009005
pull
Entries 55
Mean −70.09
Std Dev 80.18

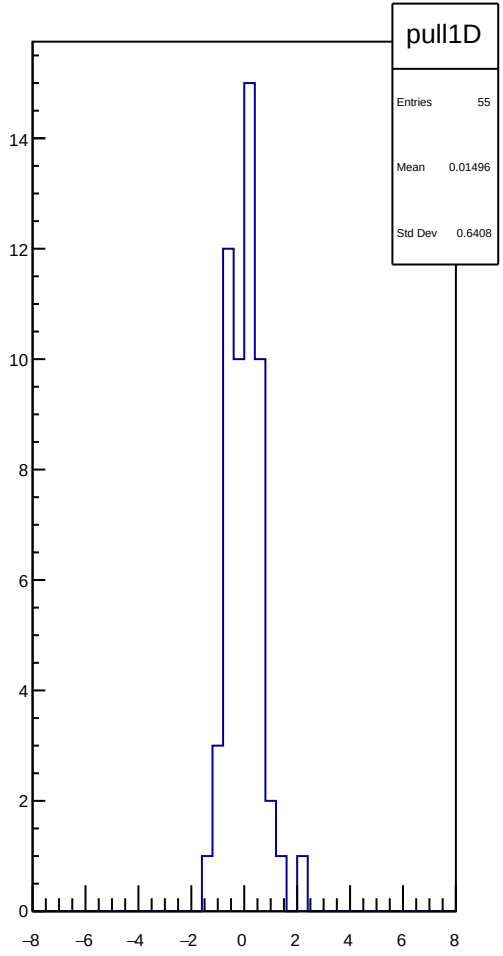
pull1D
Entries 55
Mean 0.01496
Std Dev 0.6408

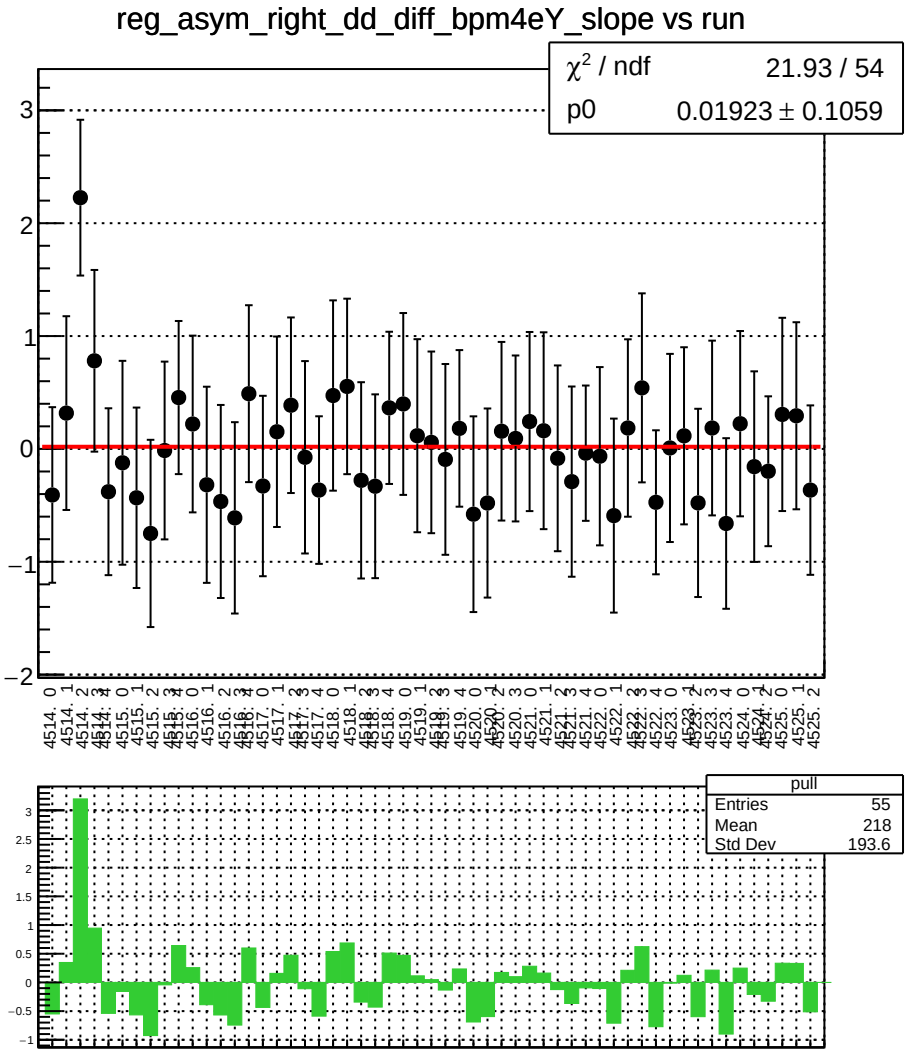
reg_asym_right_dd_diff_bpm4eY_slope vs run
χ^2 / ndf 21.93 / 54
p0 0.01923 ± 0.1059
pull
Entries 55
Mean 218
Std Dev 193.6

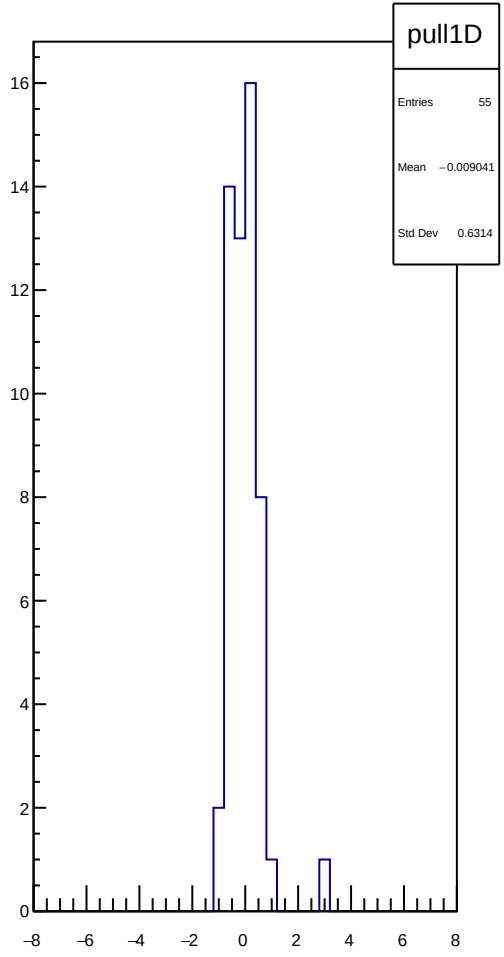
pull1D
Entries 55
Mean −0.009041
Std Dev 0.6314

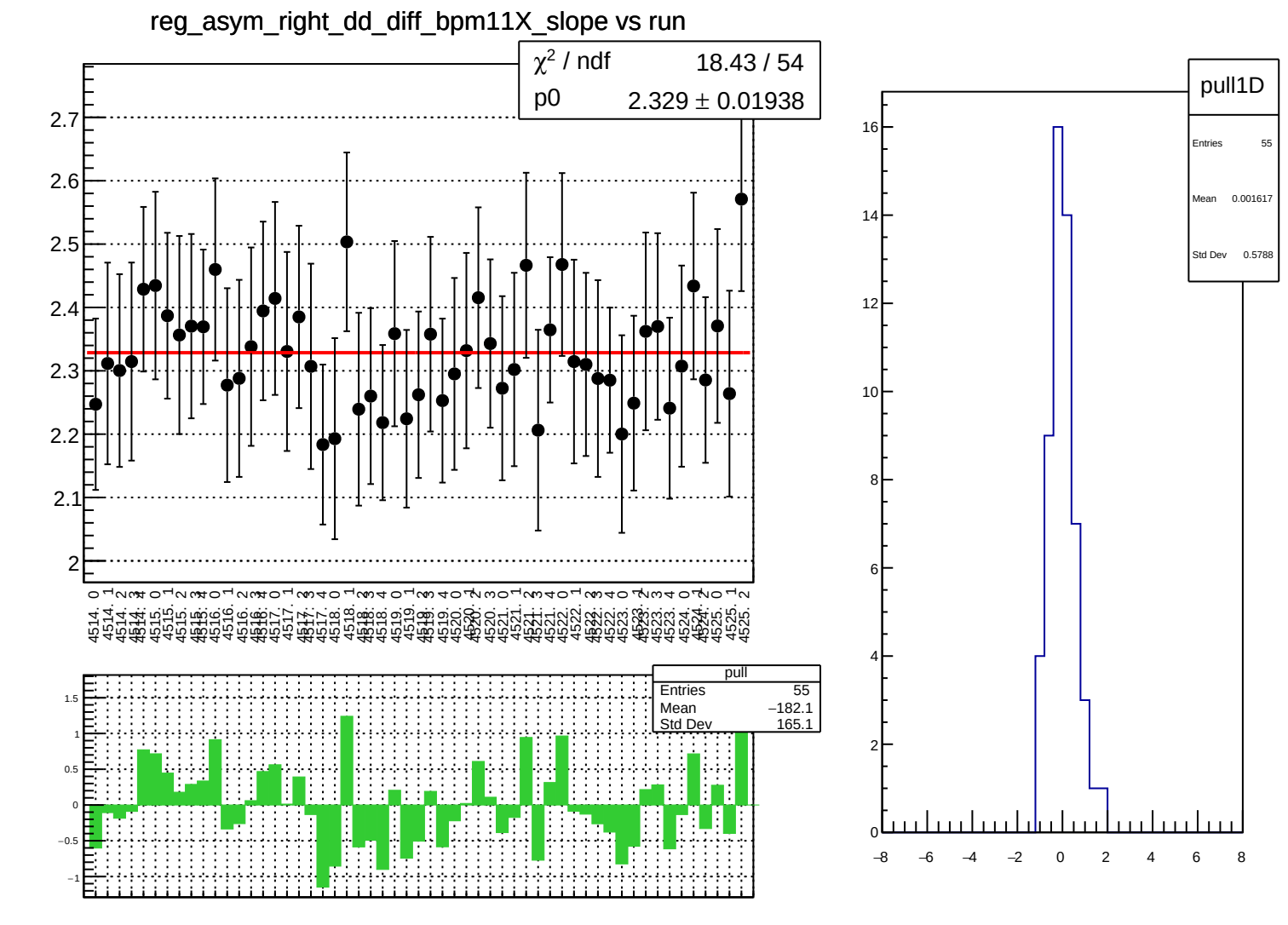
reg_asym_right_dd_diff_bpm11X_slope vs run
χ^2 / ndf 18.43 / 54
p0 2.329 ± 0.01938
pull
Entries 55
Mean −182.1
Std Dev 165.1
pull1D
Entries 55
Mean 0.001617
Std Dev 0.5788

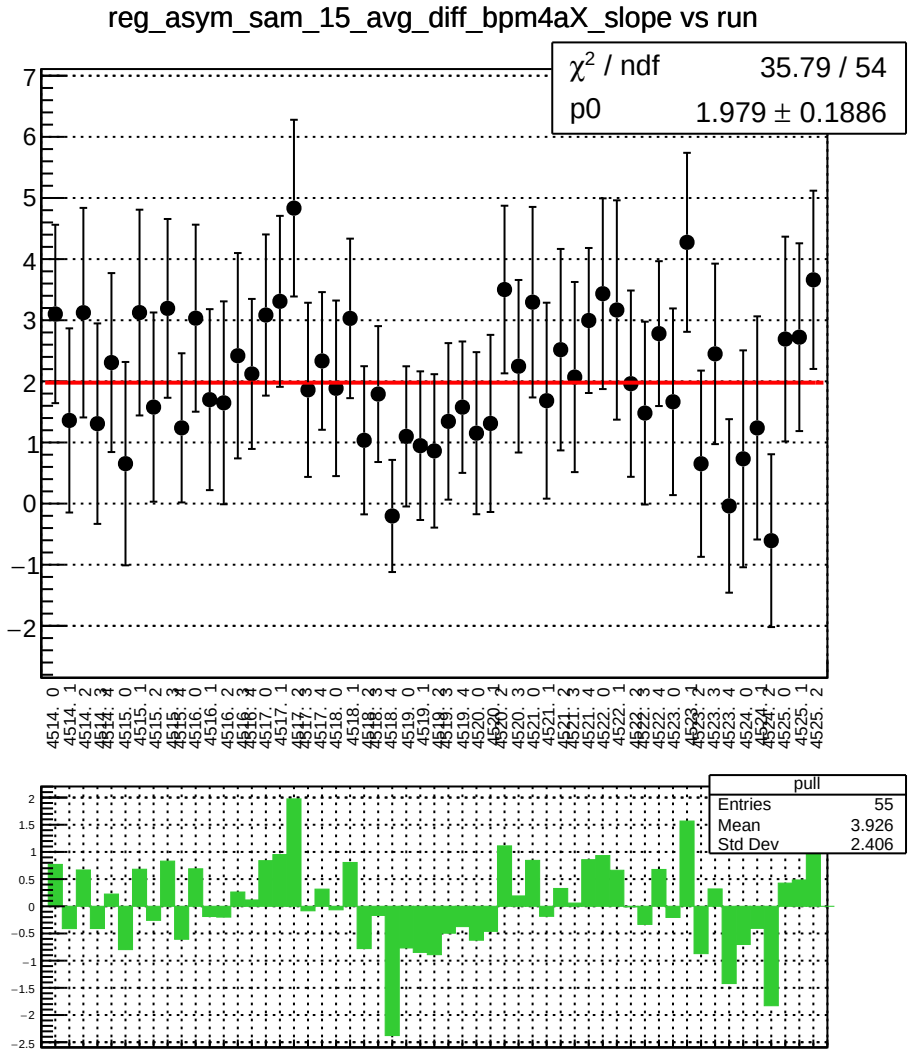
reg_asym_sam_15_avg_diff_bpm4aX_slope vs run
χ^2 / ndf 35.79 / 54
p0 1.979 ± 0.1886
pull
Entries 55
Mean 3.926
Std Dev 2.406

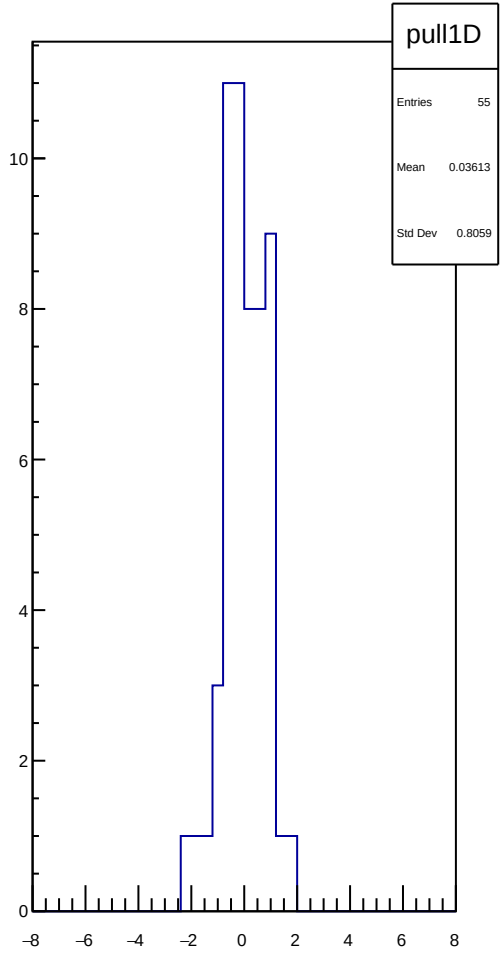
pull1D
Entries 55
Mean 0.03613
Std Dev 0.8059

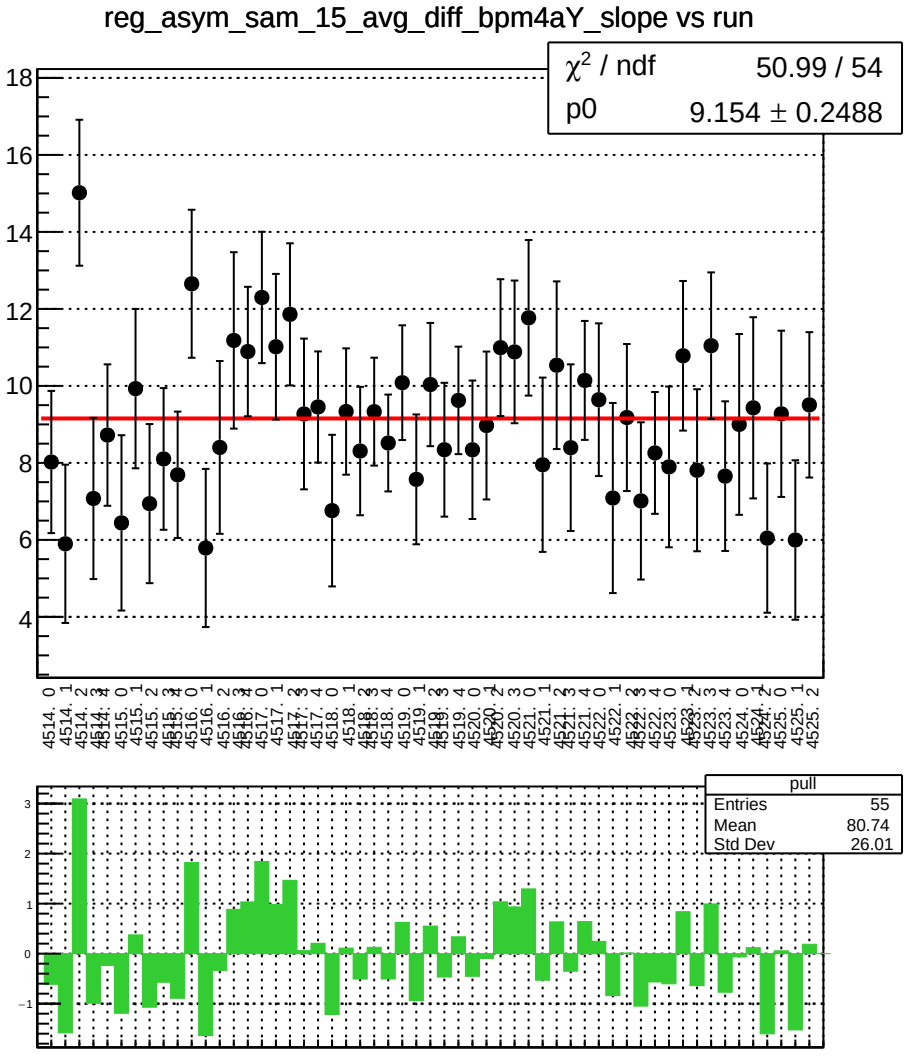
reg_asym_sam_15_avg_diff_bpm4aY_slope vs run
χ² / ndf 50.99 / 54
p0 9.154 ± 0.2488
pull
Entries 55
Mean 80.74
Std Dev 26.01

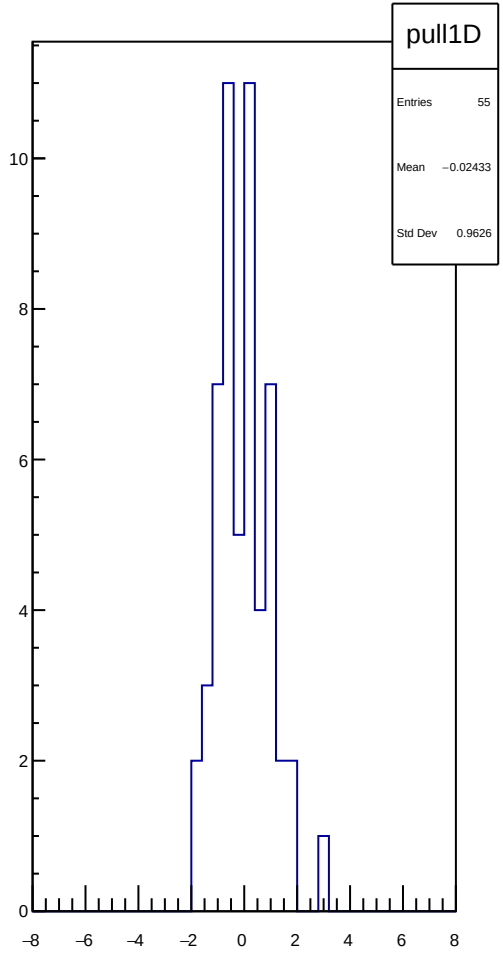
pull1D
Entries 55
Mean −0.02433
Std Dev 0.9626

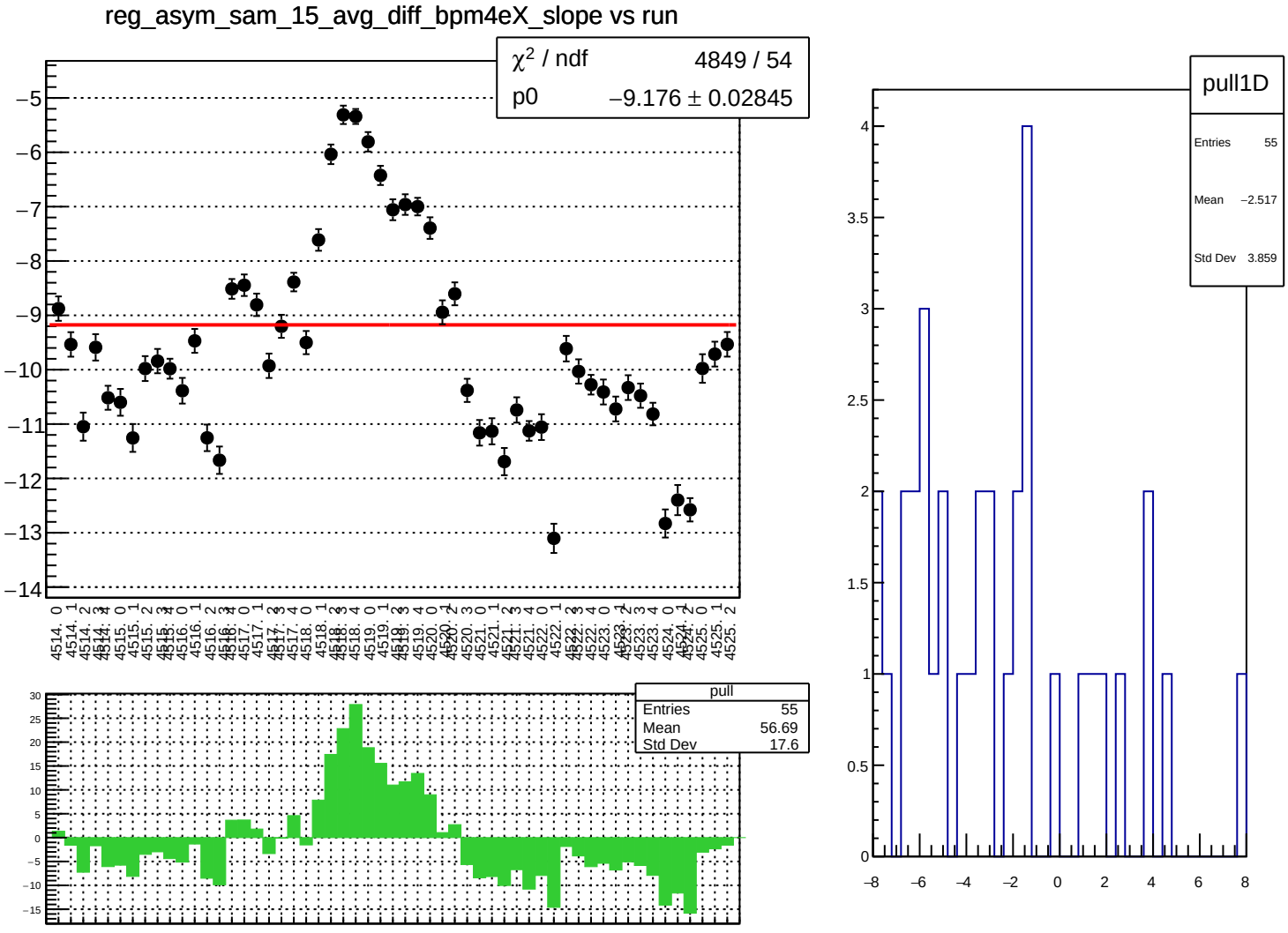
reg_asym_sam_15_avg_diff_bpm4eX_slope vs run
χ^2 / ndf 4849 / 54
p0 −9.176 ± 0.02845
pull
Entries 55
Mean 56.69
Std Dev 17.6
pull1D
Entries 55
Mean −2.517
Std Dev 3.859

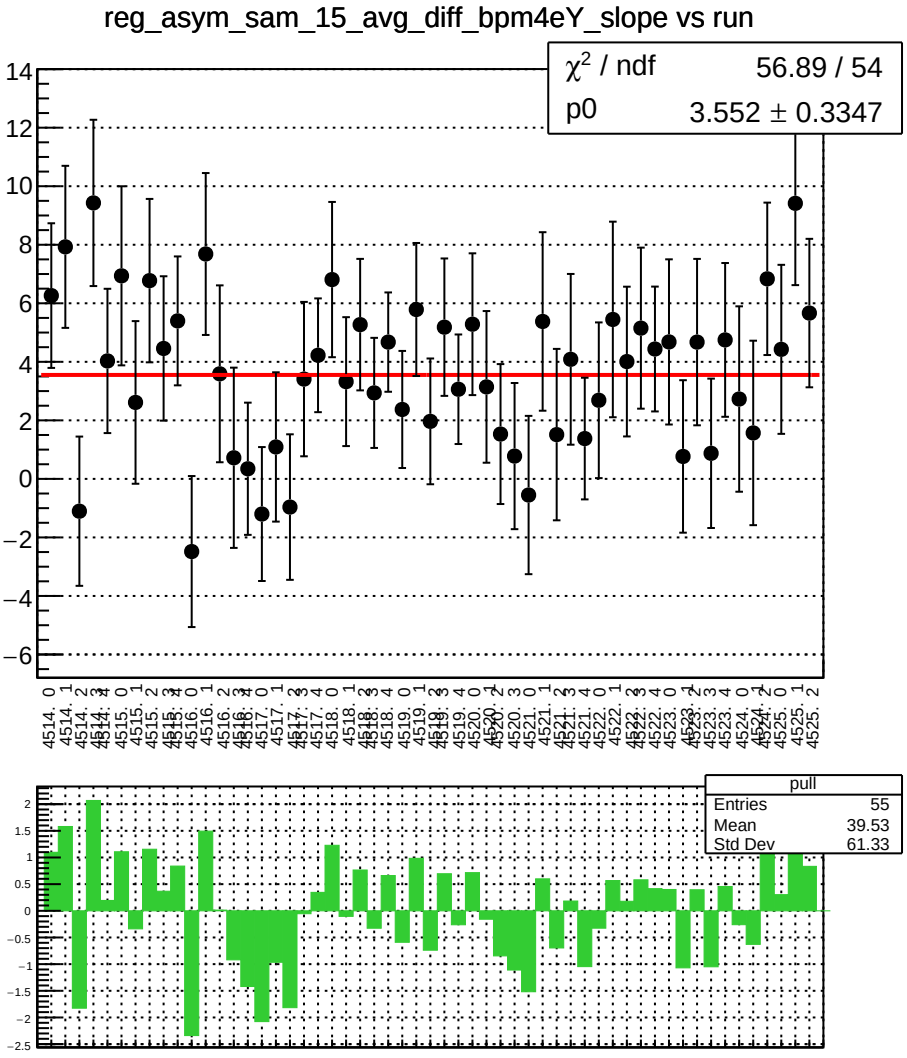
reg_asym_sam_15_avg_diff_bpm4eY_slope vs run
χ² / ndf 56.89 / 54
p0 3.552 ± 0.3347
pull
Entries 55
Mean 39.53
Std Dev 61.33

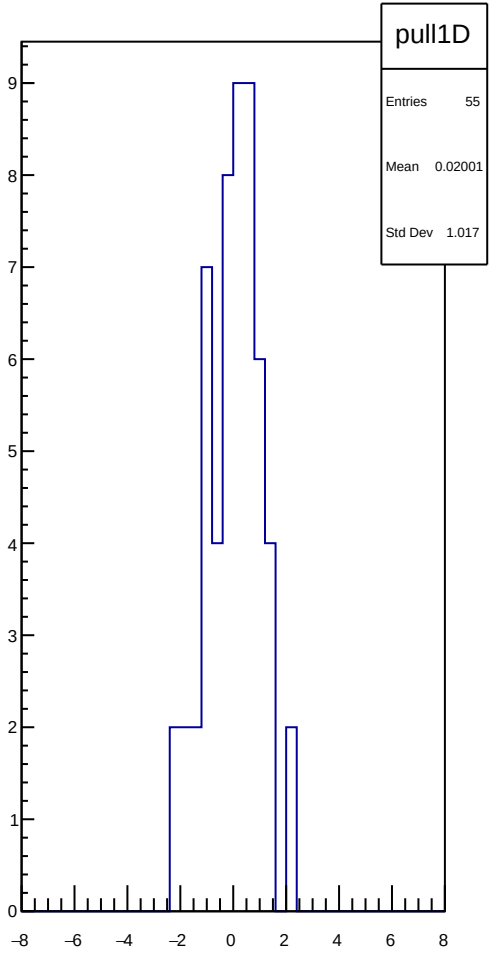
pull1D
Entries 55
Mean 0.02001
Std Dev 1.017

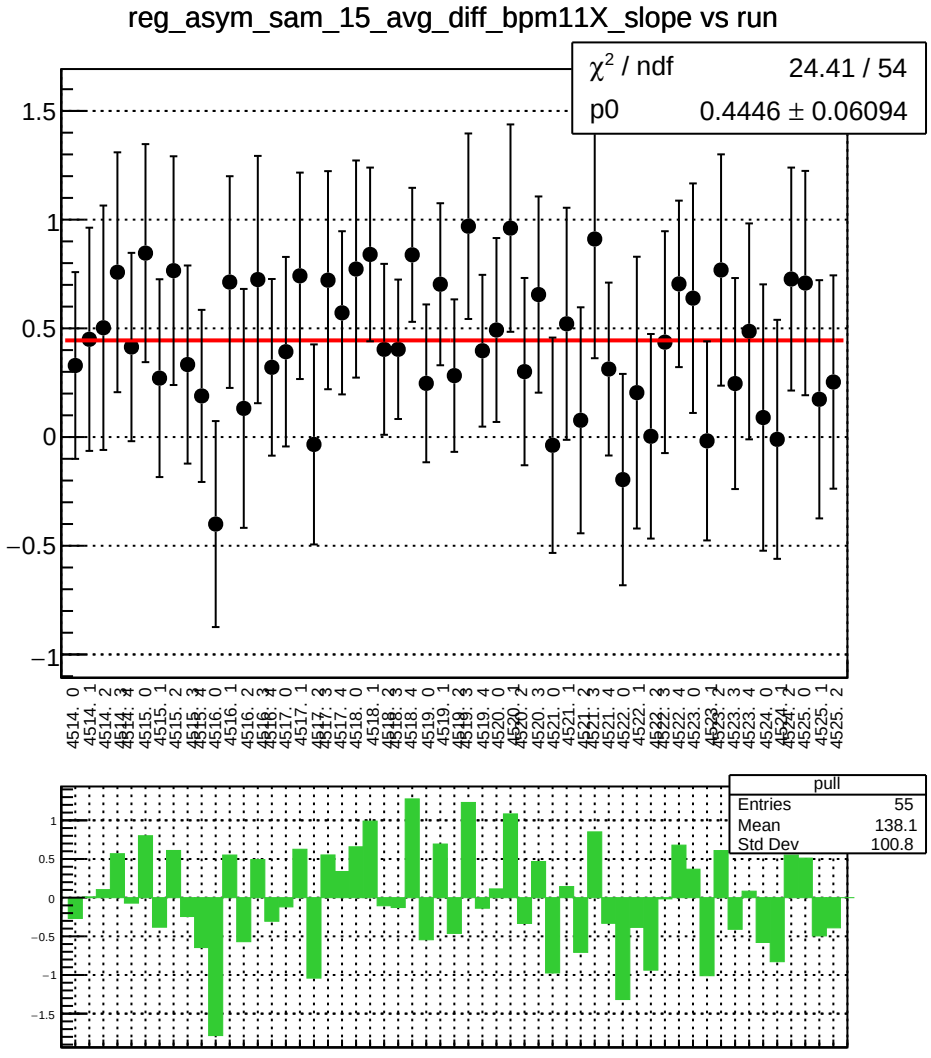
reg_asym_sam_15_avg_diff_bpm11X_slope vs run
χ² / ndf 24.41 / 54
p0 0.4446 ± 0.06094
pull
Entries 55
Mean 138.1
Std Dev 100.8

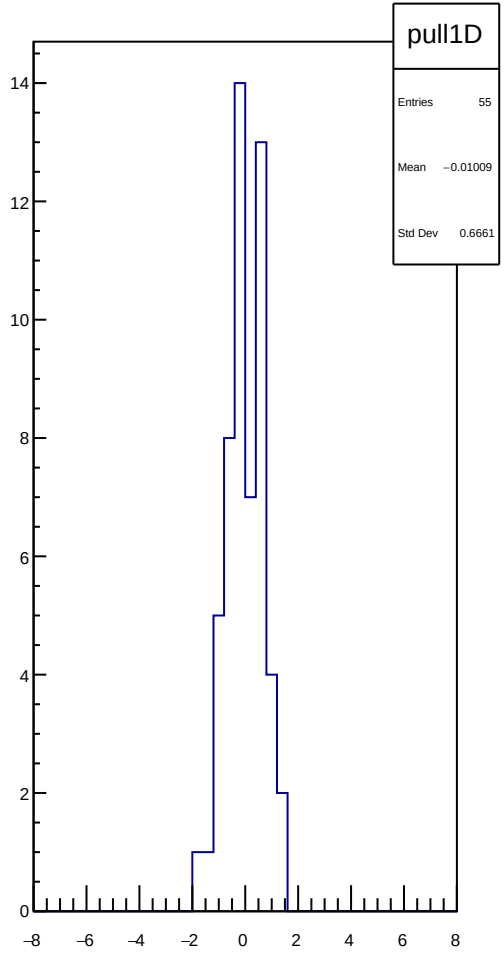
pull1D
Entries 55
Mean −0.01009
Std Dev 0.6661

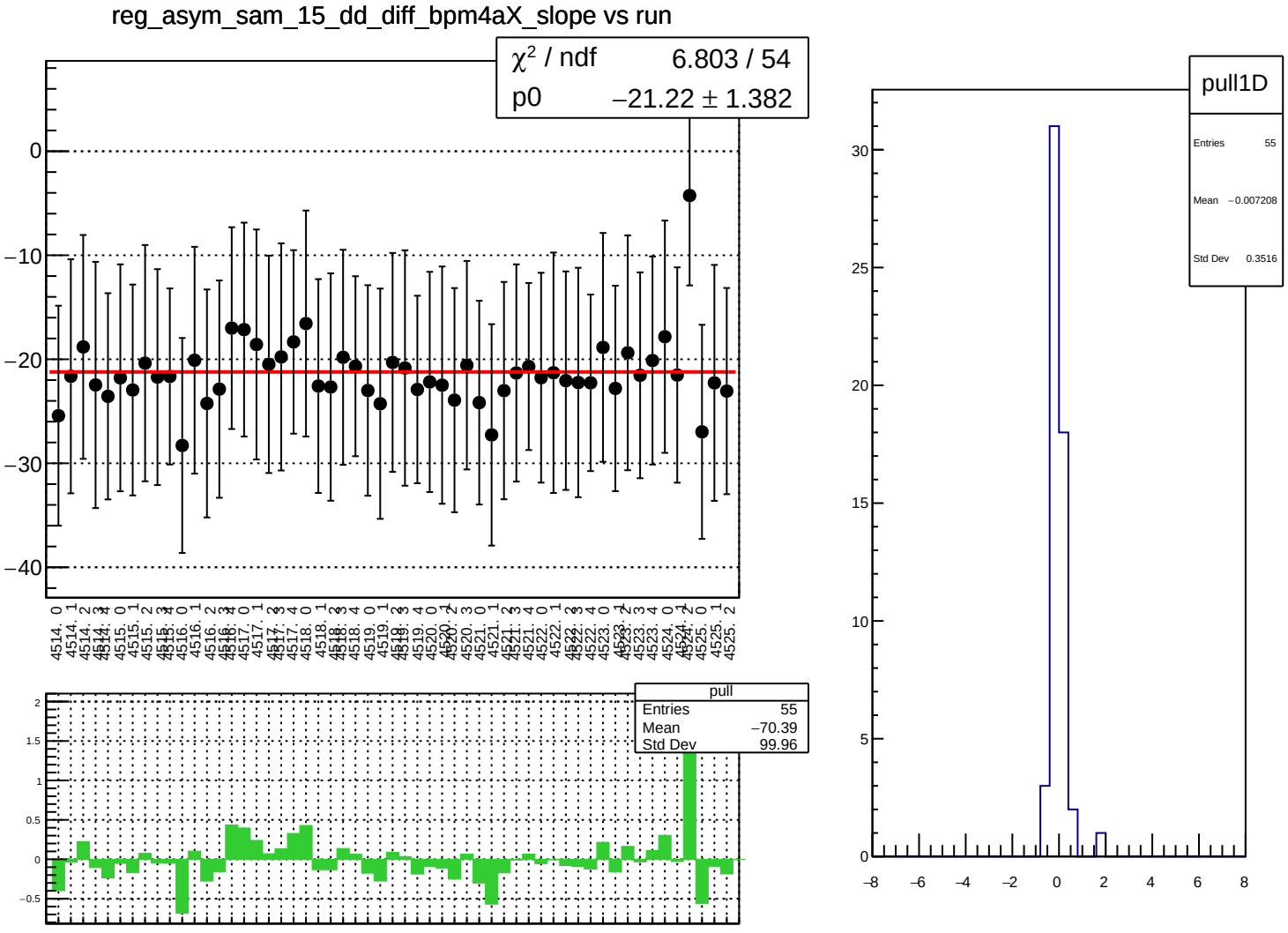
reg_asym_sam_15_dd_diff_bpm4aX_slope vs run
χ² / ndf 6.803 / 54
p0 −21.22 ± 1.382
pull
Entries 55
Mean −70.39
Std Dev 99.96
pull1D
Entries 55
Mean −0.007208
Std Dev 0.3516

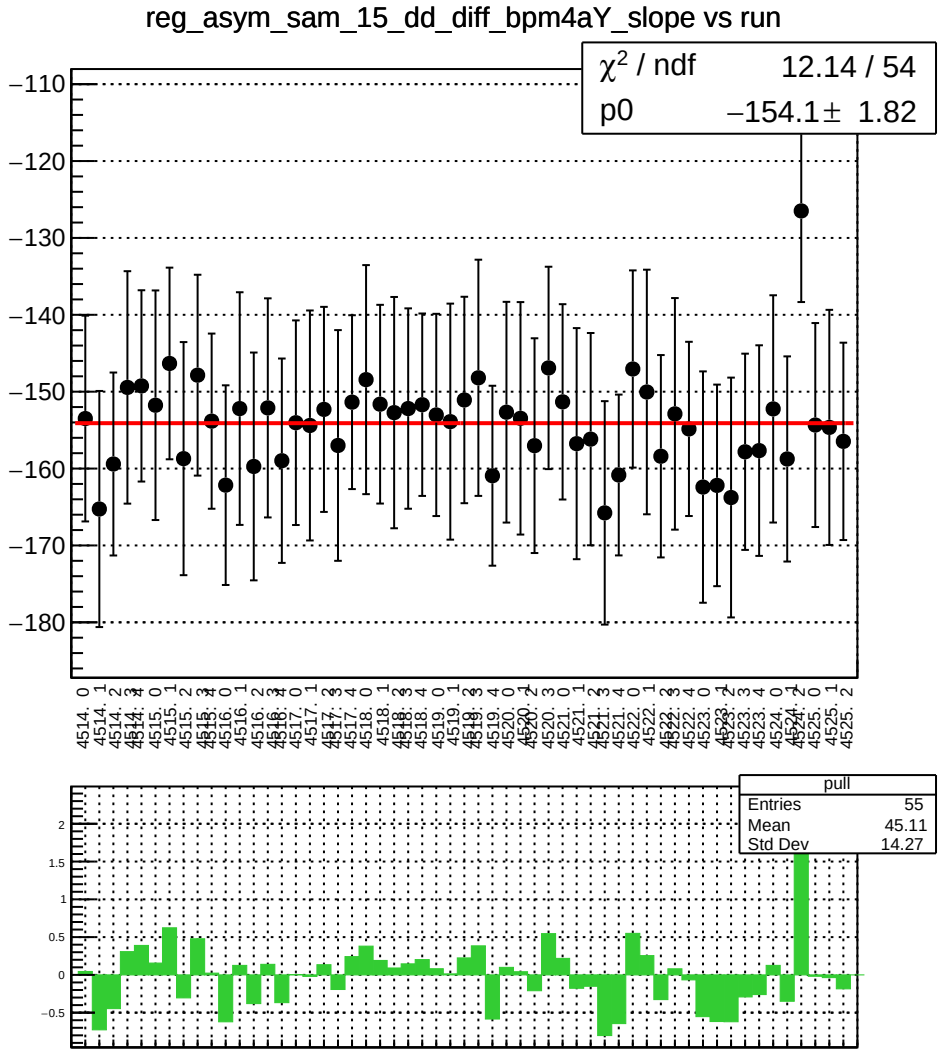
reg_asym_sam_15_dd_diff_bpm4aY_slope vs run
χ² / ndf 12.14 / 54
p0 −154.1 ± 1.82
pull
Entries 55
Mean 45.11
Std Dev 14.27

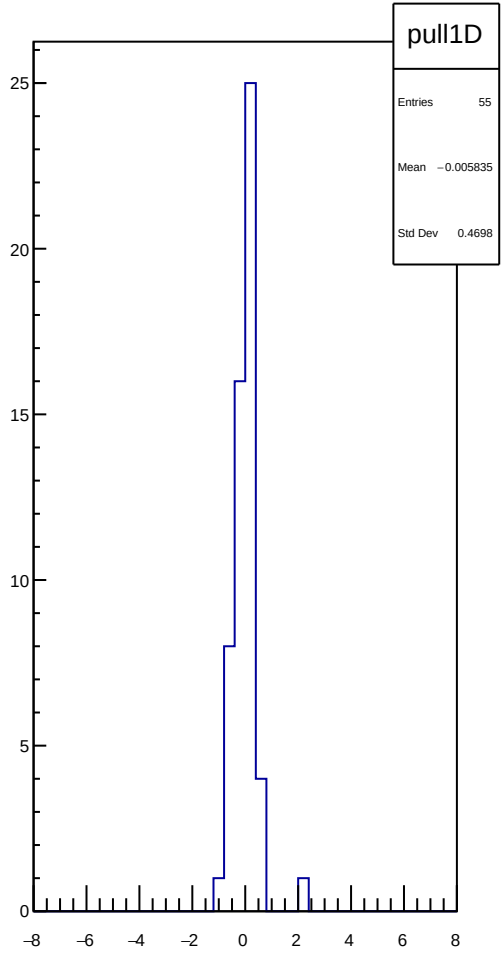
pull1D
Entries 55
Mean −0.005835
Std Dev 0.4698

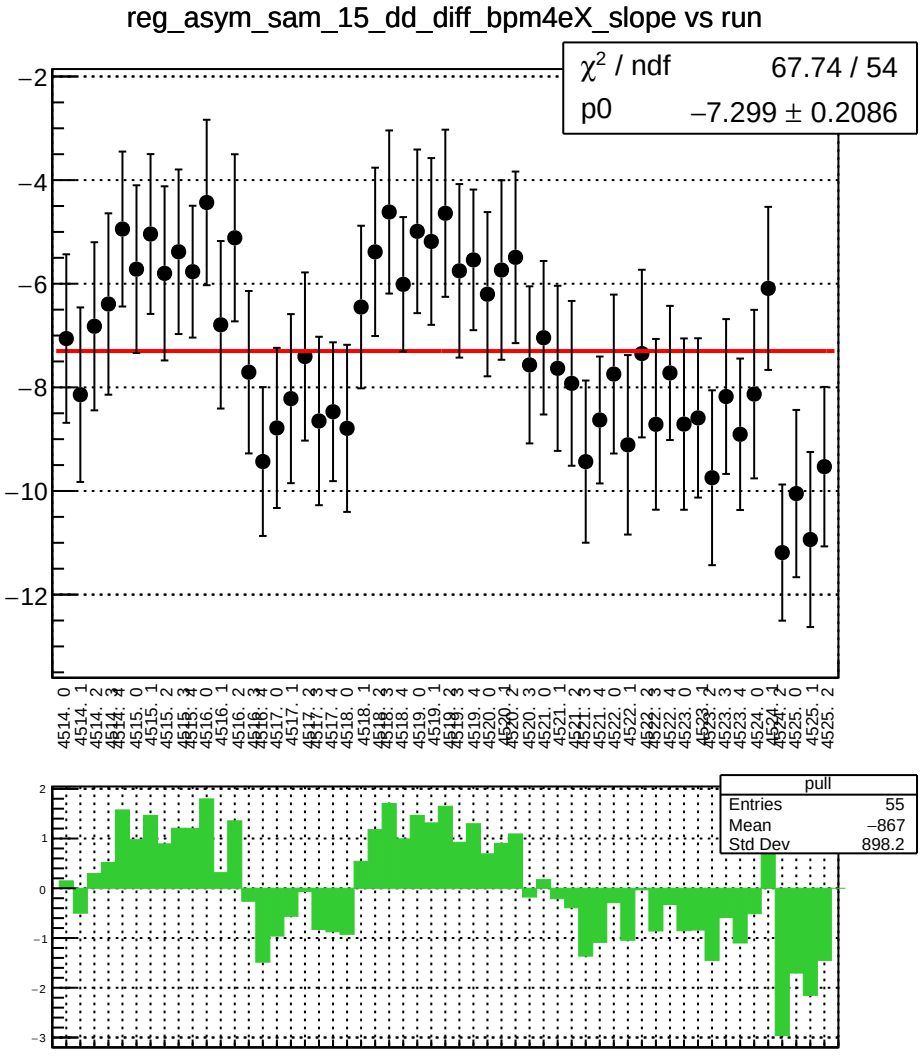
reg_asym_sam_15_dd_diff_bpm4eX_slope vs run
χ² / ndf 67.74 / 54
p0 −7.299 ± 0.2086
pull
Entries 55
Mean −867
Std Dev 898.2

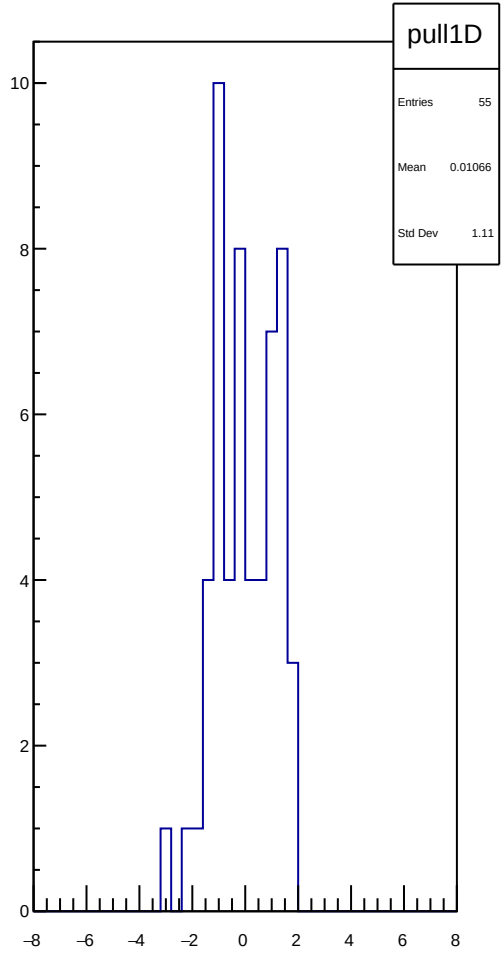
pull1D
Entries 55
Mean 0.01066
Std Dev 1.11

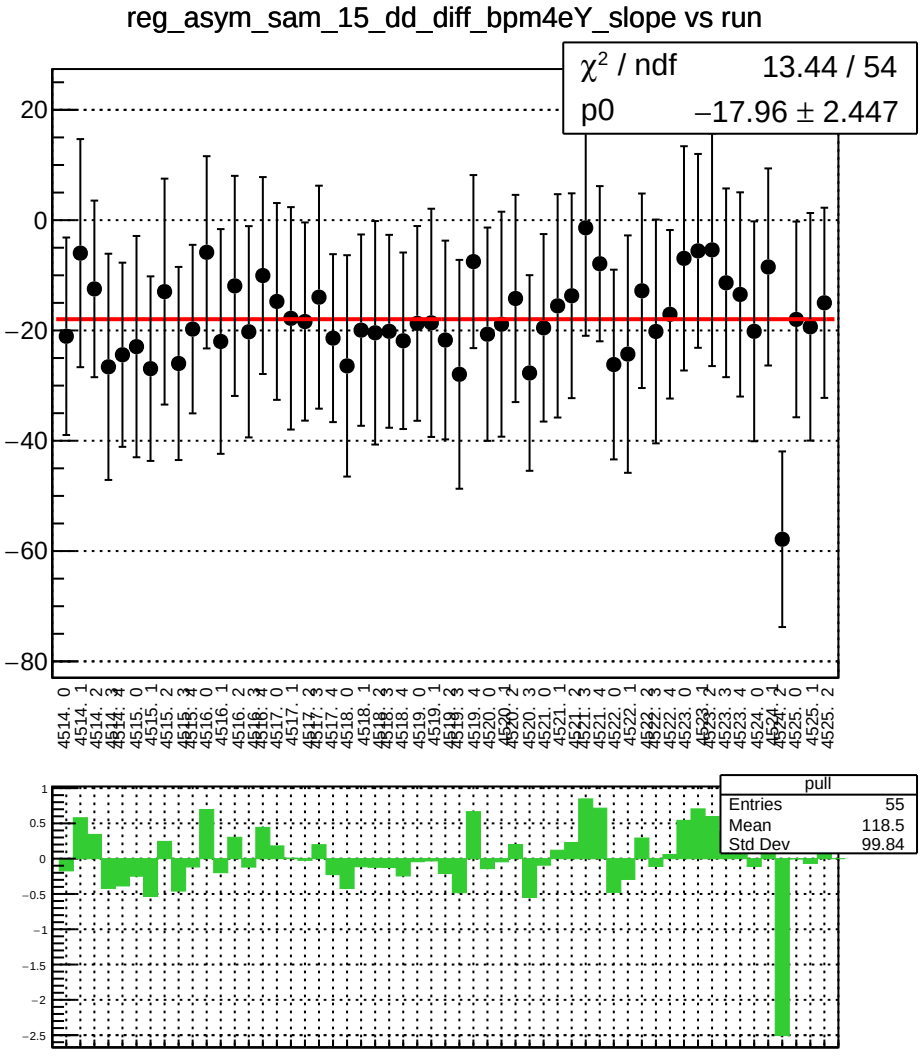
reg_asym_sam_15_dd_diff_bpm4eY_slope vs run
χ² / ndf 13.44 / 54
p0 −17.96 ± 2.447
pull
Entries 55
Mean 118.5
Std Dev 99.84

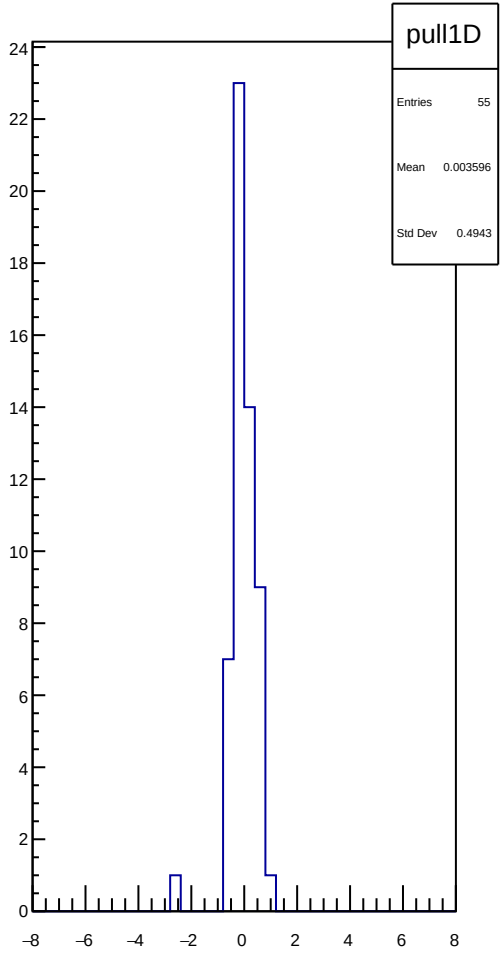
pull1D
Entries 55
Mean 0.003596
Std Dev 0.4943

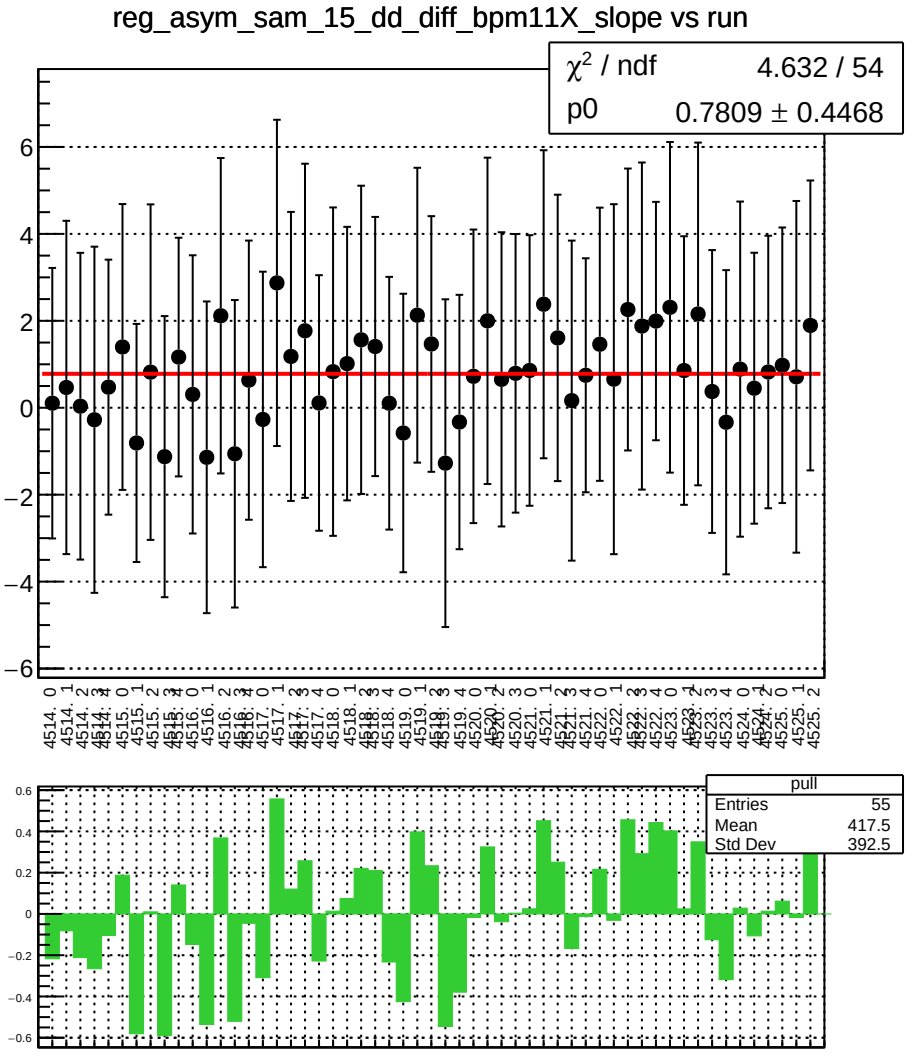
reg_asym_sam_15_dd_diff_bpm11X_slope vs run
χ² / ndf 4.632 / 54
p0 0.7809 ± 0.4468
pull
Entries 55
Mean 417.5
Std Dev 392.5

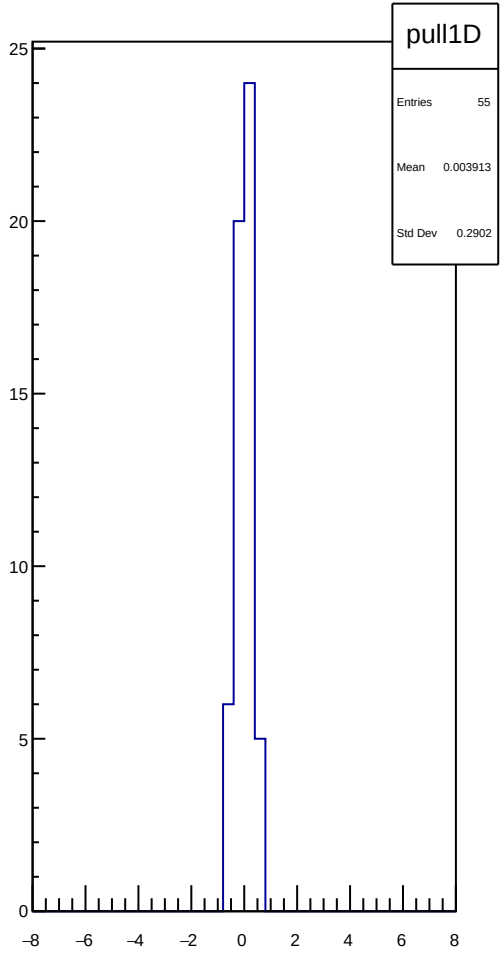
pull1D
Entries 55
Mean 0.003913
Std Dev 0.2902

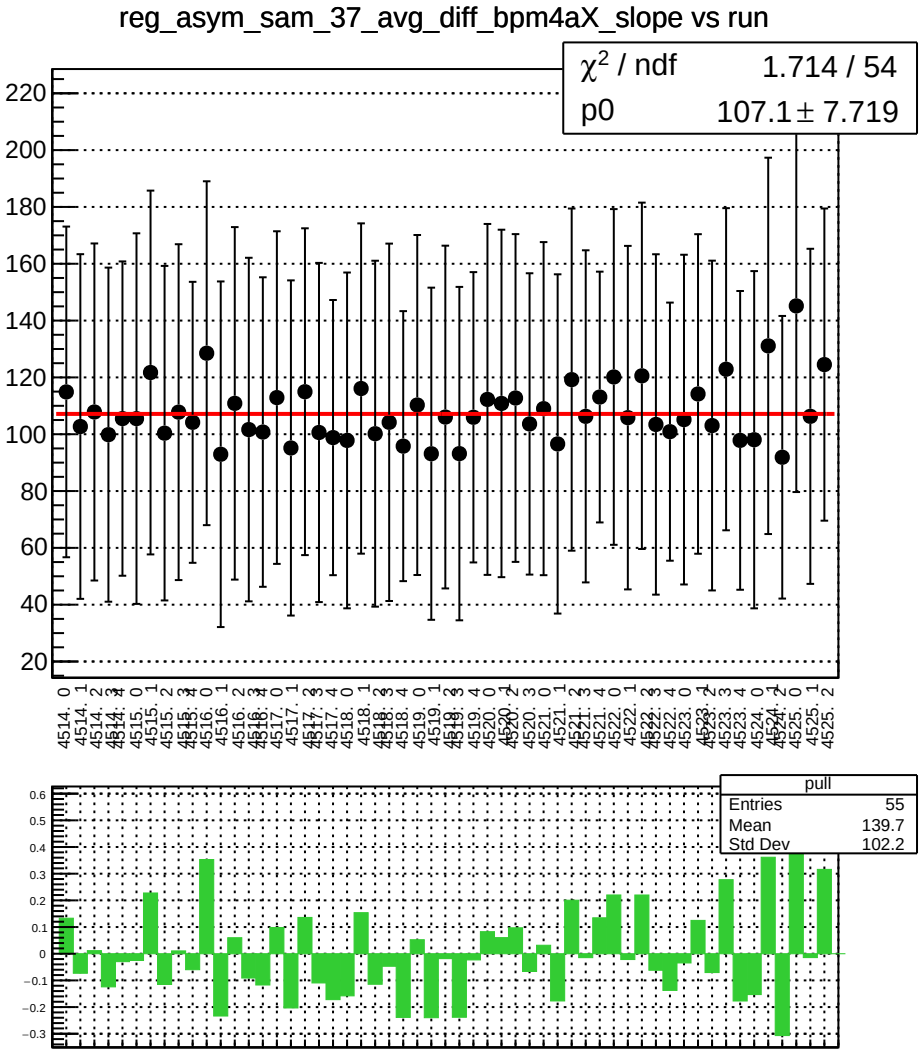
reg_asym_sam_37_avg_diff_bpm4aX_slope vs run
χ^2 / ndf 1.714 / 54
p0 107.1 ± 7.719
pull
Entries 55
Mean 139.7
Std Dev 102.2

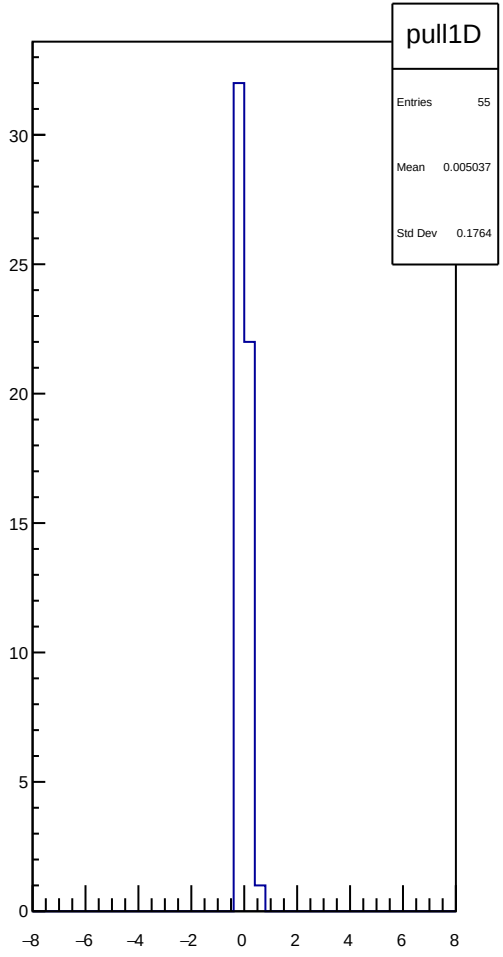
pull1D
Entries 55
Mean 0.005037
Std Dev 0.1764

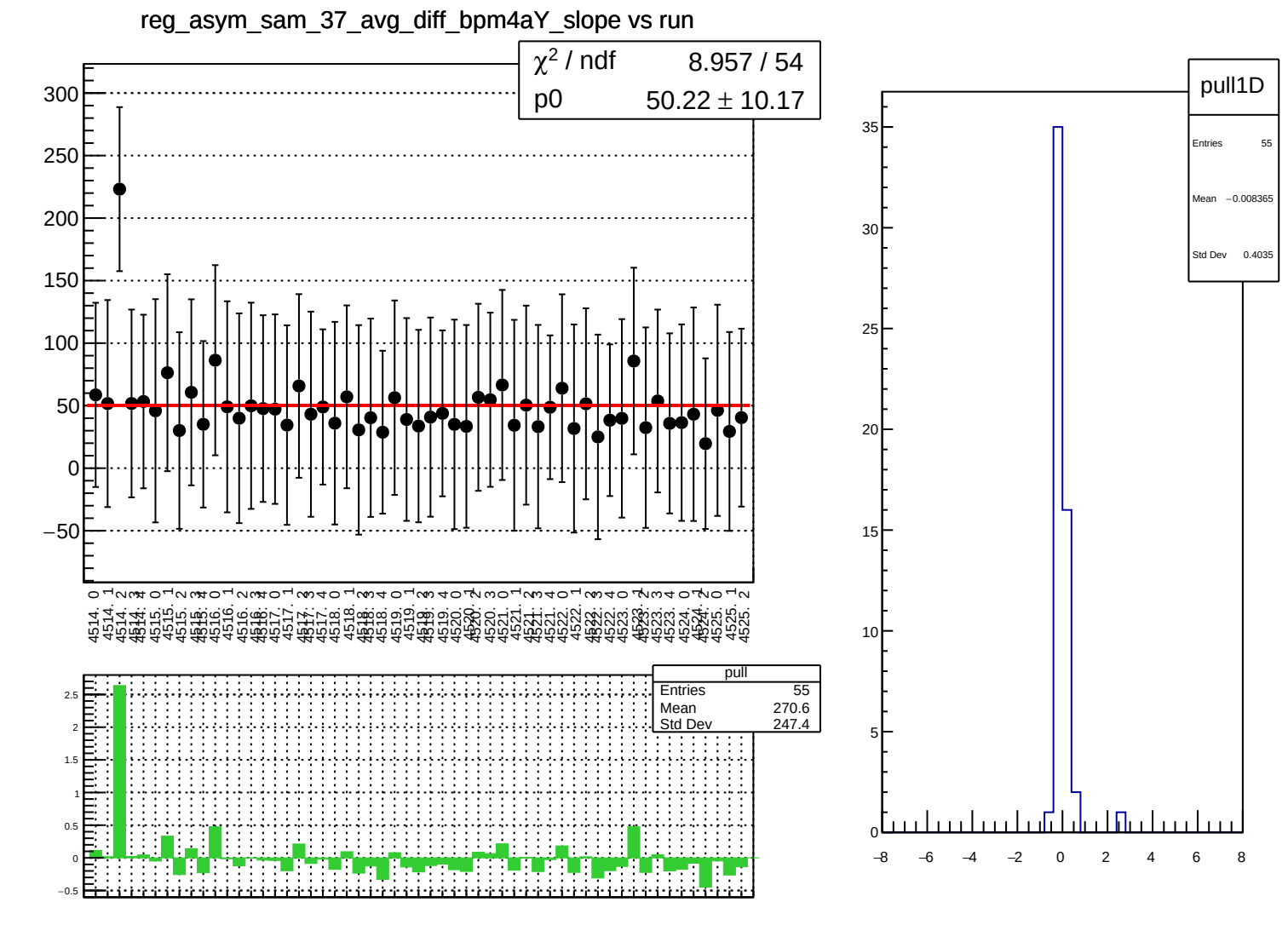
reg_asym_sam_37_avg_diff_bpm4aY_slope vs run
χ² / ndf 8.957 / 54
p0 50.22 ± 10.17
pull
Entries 55
Mean 270.6
Std Dev 247.4
pull1D
Entries 55
Mean −0.008365
Std Dev 0.4035

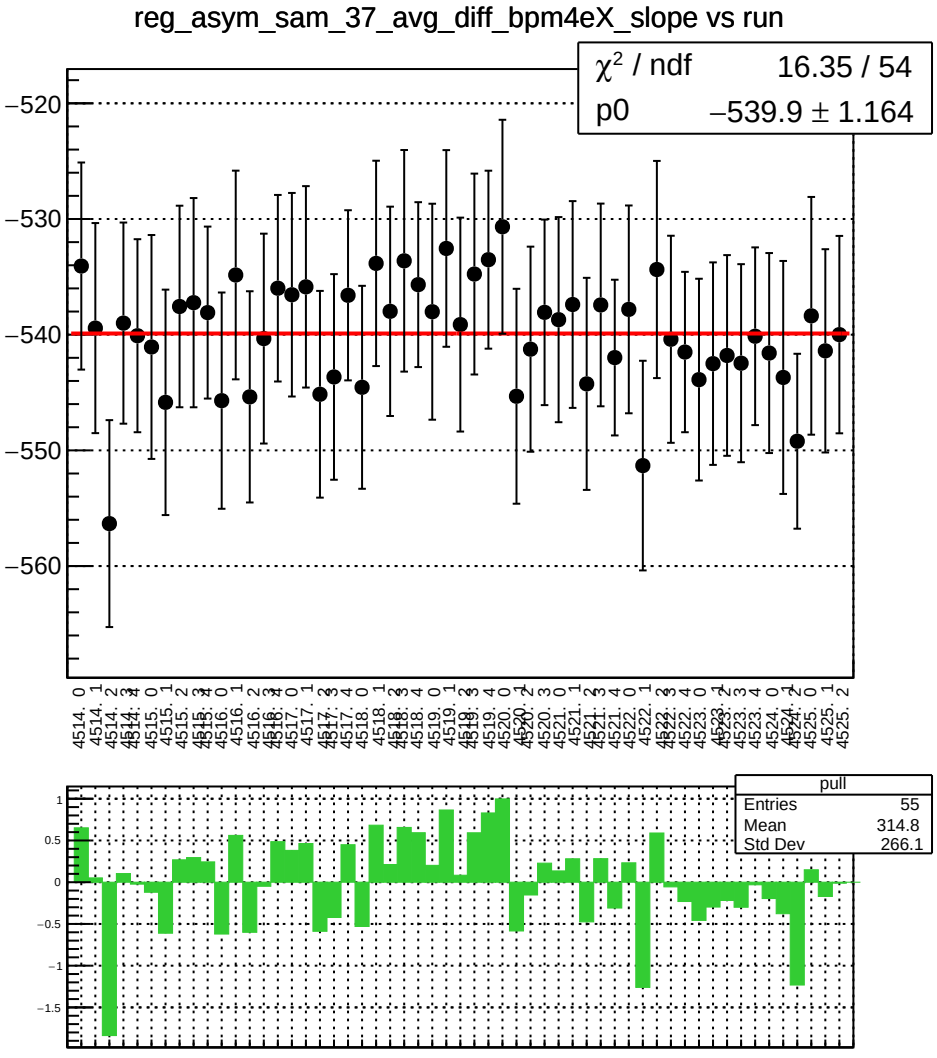
reg_asym_sam_37_avg_diff_bpm4eX_slope vs run
χ² / ndf 16.35 / 54
p0 −539.9 ± 1.164
pull
Entries 55
Mean 314.8
Std Dev 266.1

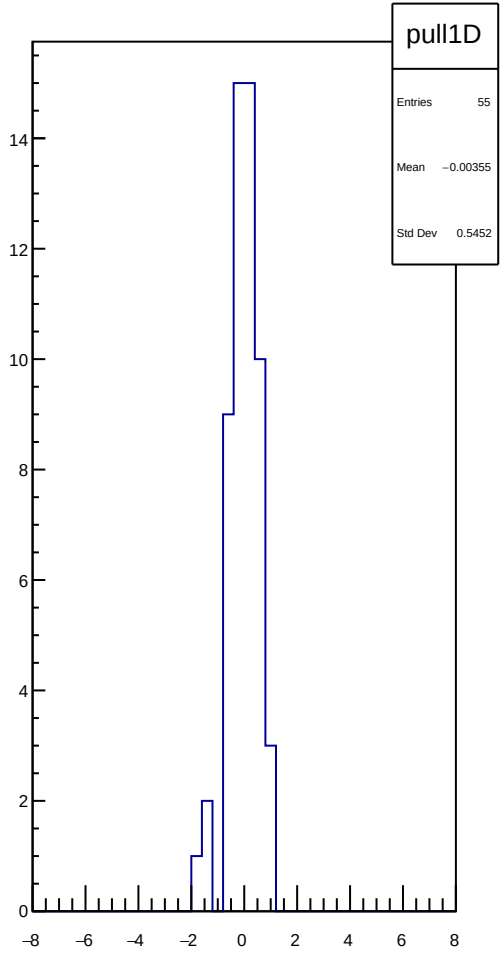
pull1D
Entries 55
Mean −0.00355
Std Dev 0.5452

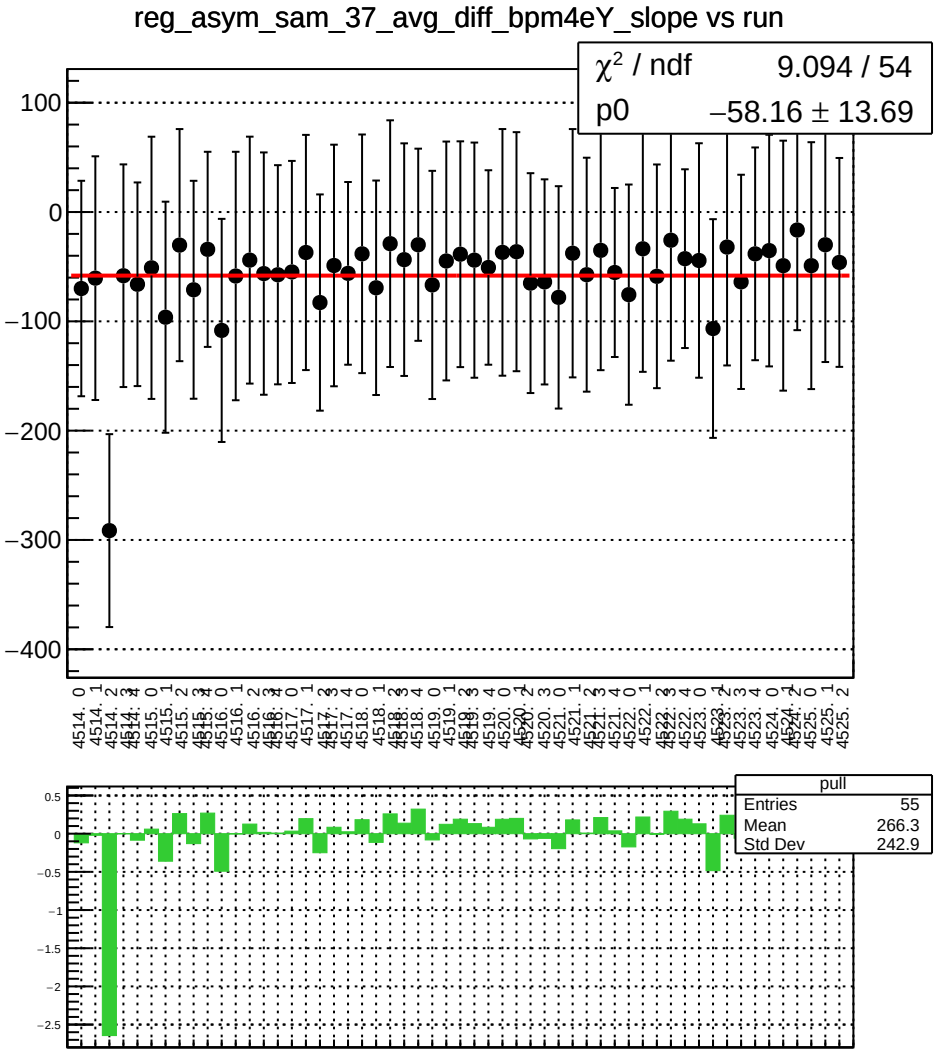
reg_asym_sam_37_avg_diff_bpm4eY_slope vs run
χ^2 / ndf 9.094 / 54
p0 −58.16 ± 13.69
pull
Entries 55
Mean 266.3
Std Dev 242.9

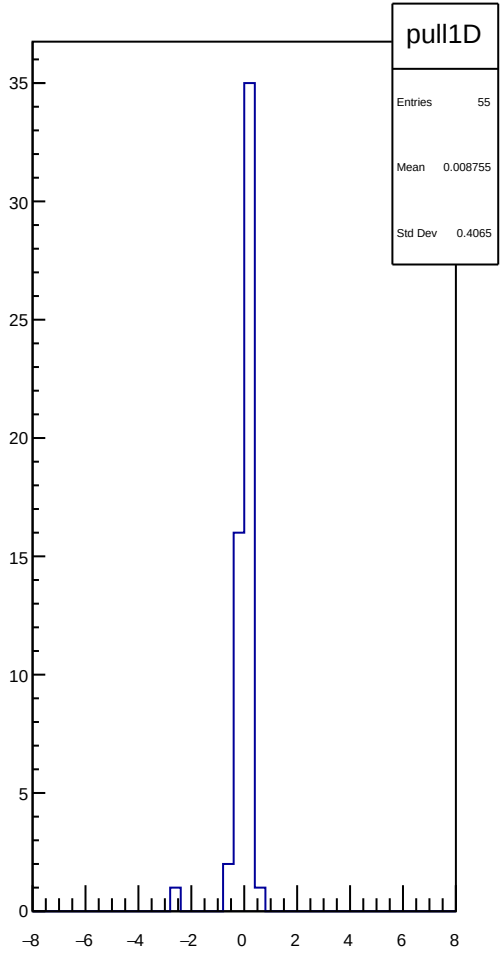
pull1D
Entries 55
Mean 0.008755
Std Dev 0.4065

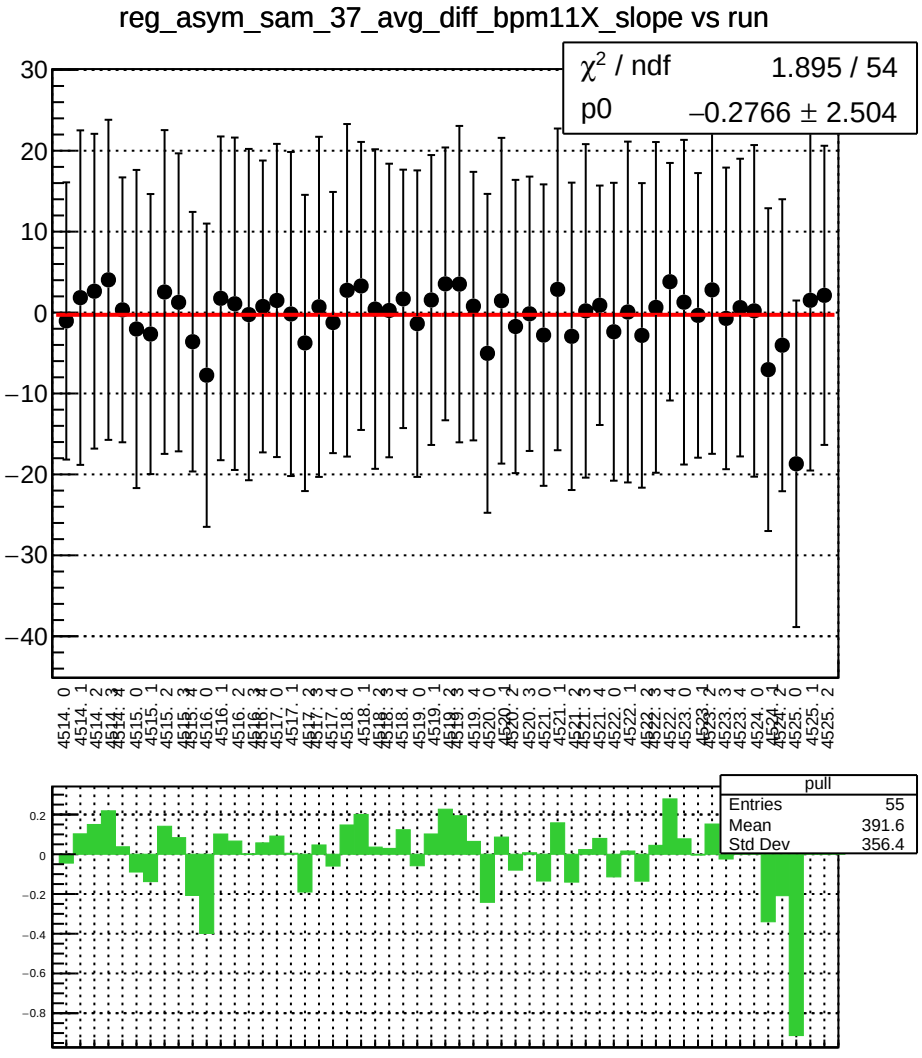
reg_asym_sam_37_avg_diff_bpm11X_slope vs run
χ² / ndf 1.895 / 54
p0 −0.2766 ± 2.504
pull
Entries 55
Mean 391.6
Std Dev 356.4

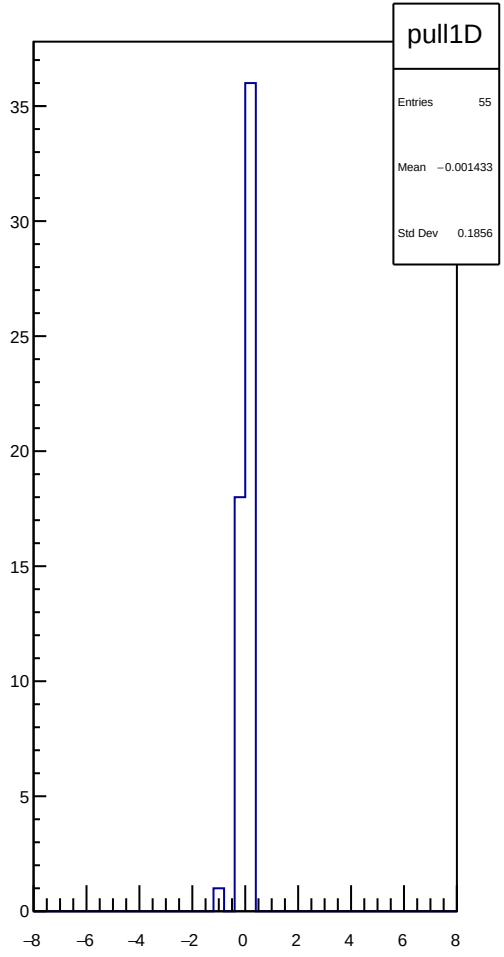
pull1D
Entries 55
Mean −0.001433
Std Dev 0.1856

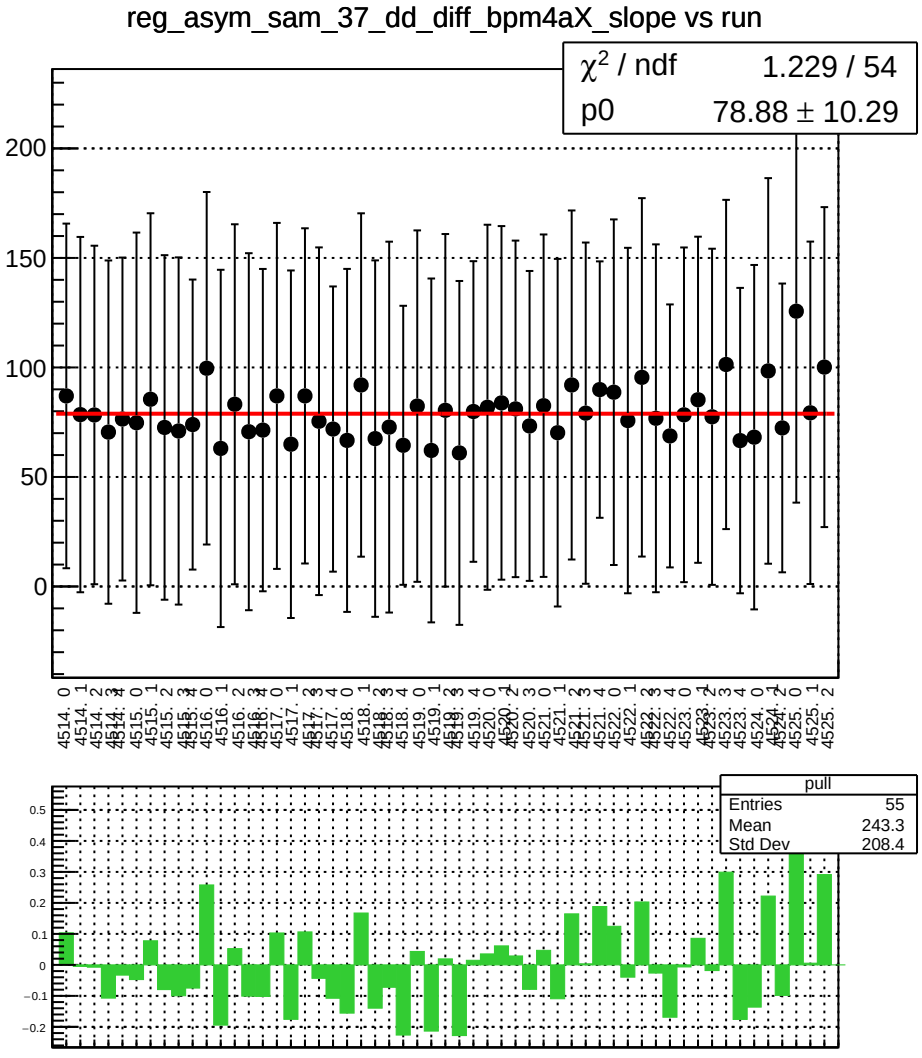
reg_asym_sam_37_dd_diff_bpm4aX_slope vs run
χ2 / ndf 1.229 / 54
p0 78.88 ± 10.29
pull
Entries 55
Mean 243.3
Std Dev 208.4

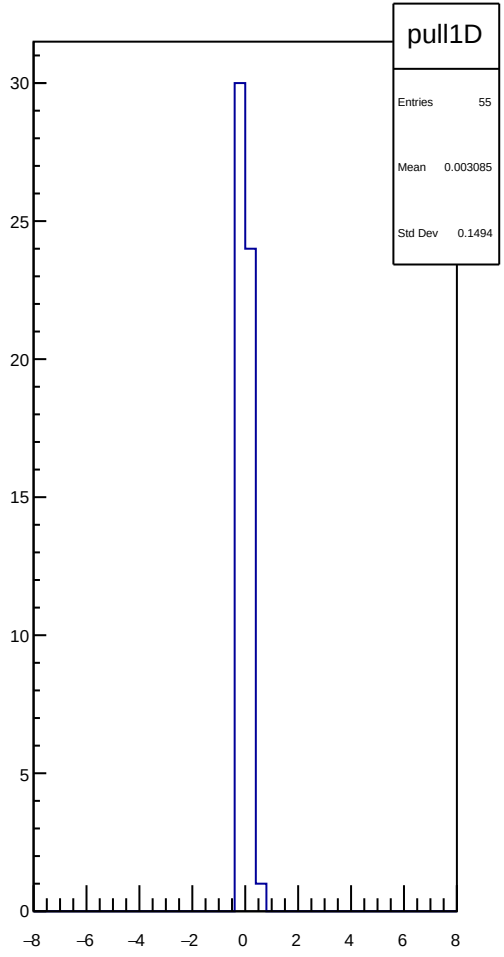
pull1D
Entries 55
Mean 0.003085
Std Dev 0.1494

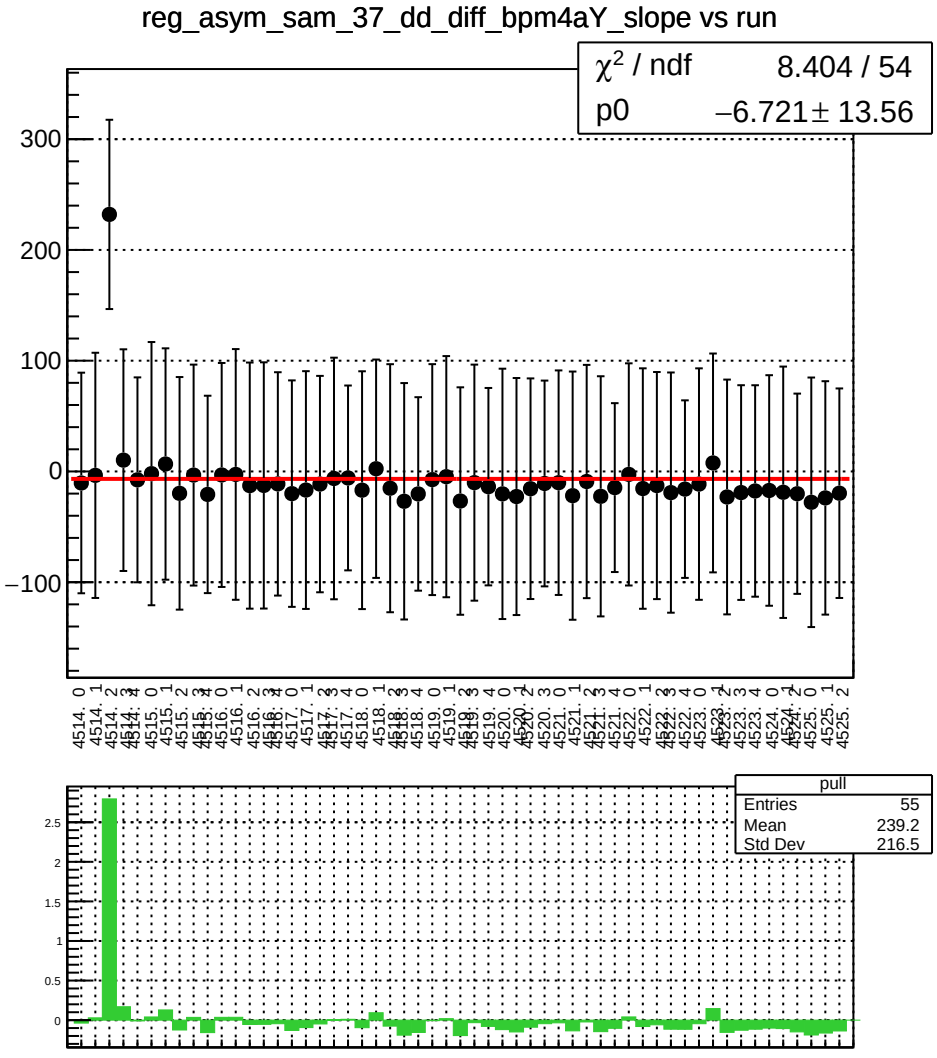
reg_asym_sam_37_dd_diff_bpm4aY_slope vs run
χ2 / ndf 8.404 / 54
p0 −6.721 ± 13.56
pull
Entries 55
Mean 239.2
Std Dev 216.5

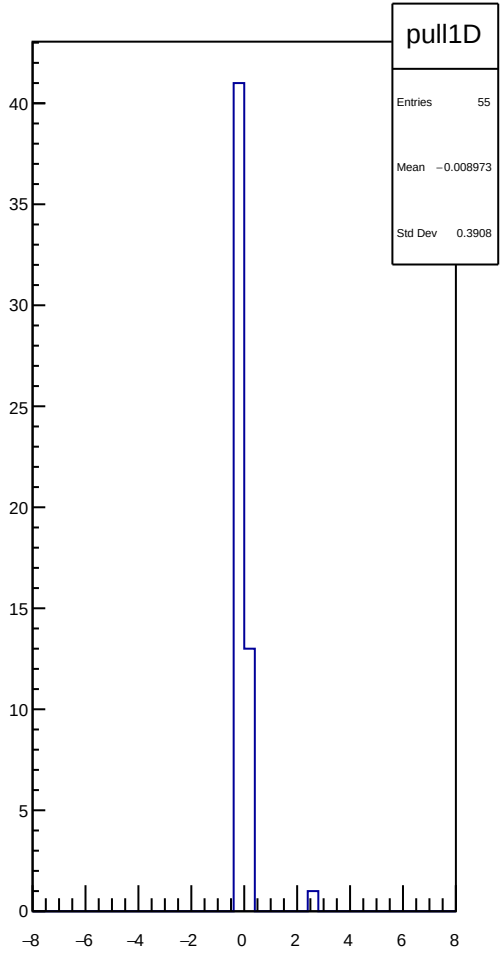
pull1D
Entries 55
Mean −0.008973
Std Dev 0.3908

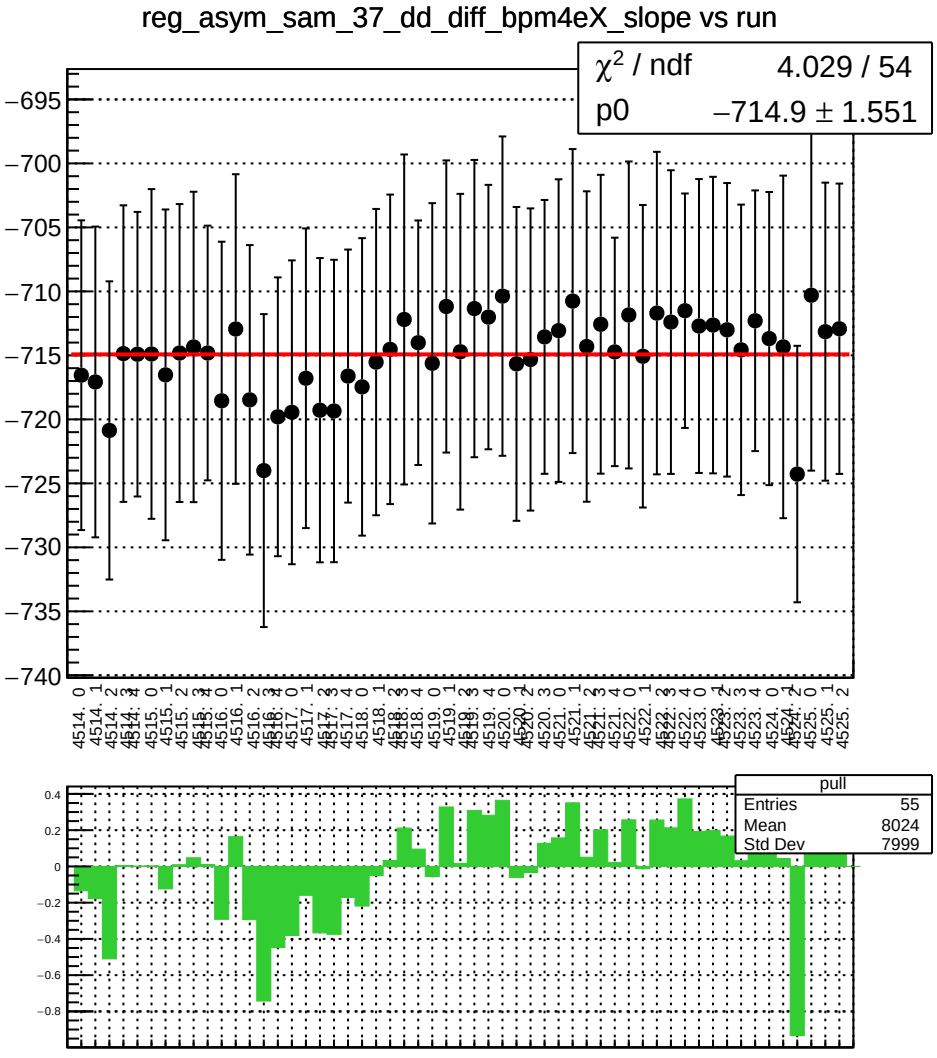
reg_asym_sam_37_dd_diff_bpm4eX_slope vs run
χ^2 / ndf 4.029 / 54
p0 −714.9 ± 1.551
pull
Entries 55
Mean 8024
Std Dev 7999

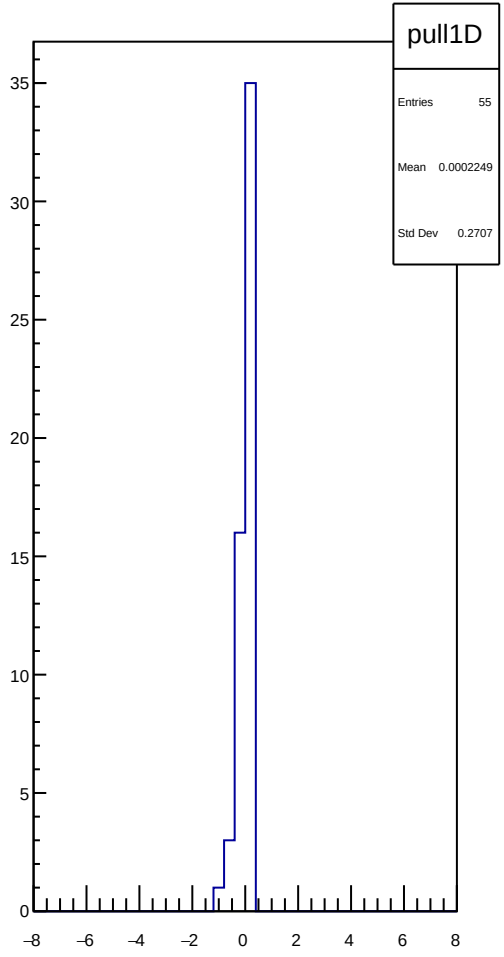
pull1D
Entries 55
Mean 0.0002249
Std Dev 0.2707

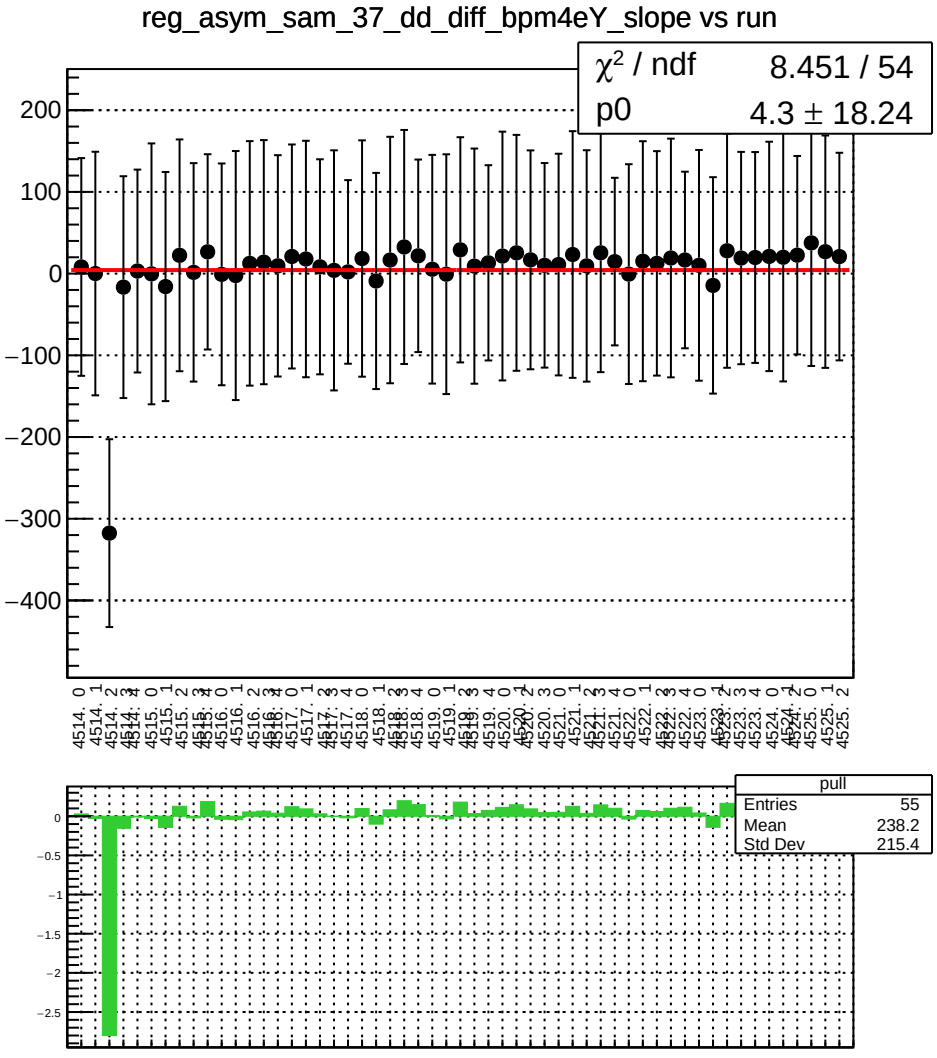
reg_asym_sam_37_dd_diff_bpm4eY_slope vs run
χ² / ndf 8.451 / 54
p0 4.3 ± 18.24
pull
Entries 55
Mean 238.2
Std Dev 215.4

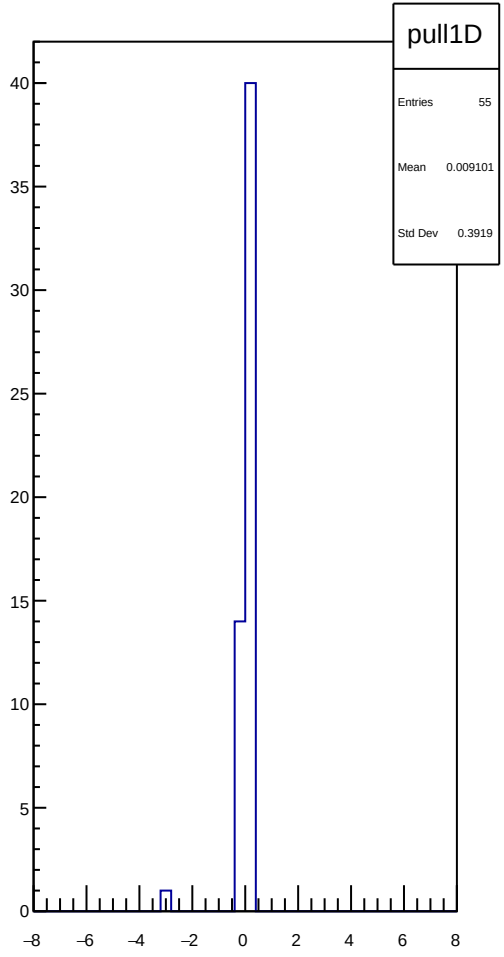
pull1D
Entries 55
Mean 0.009101
Std Dev 0.3919

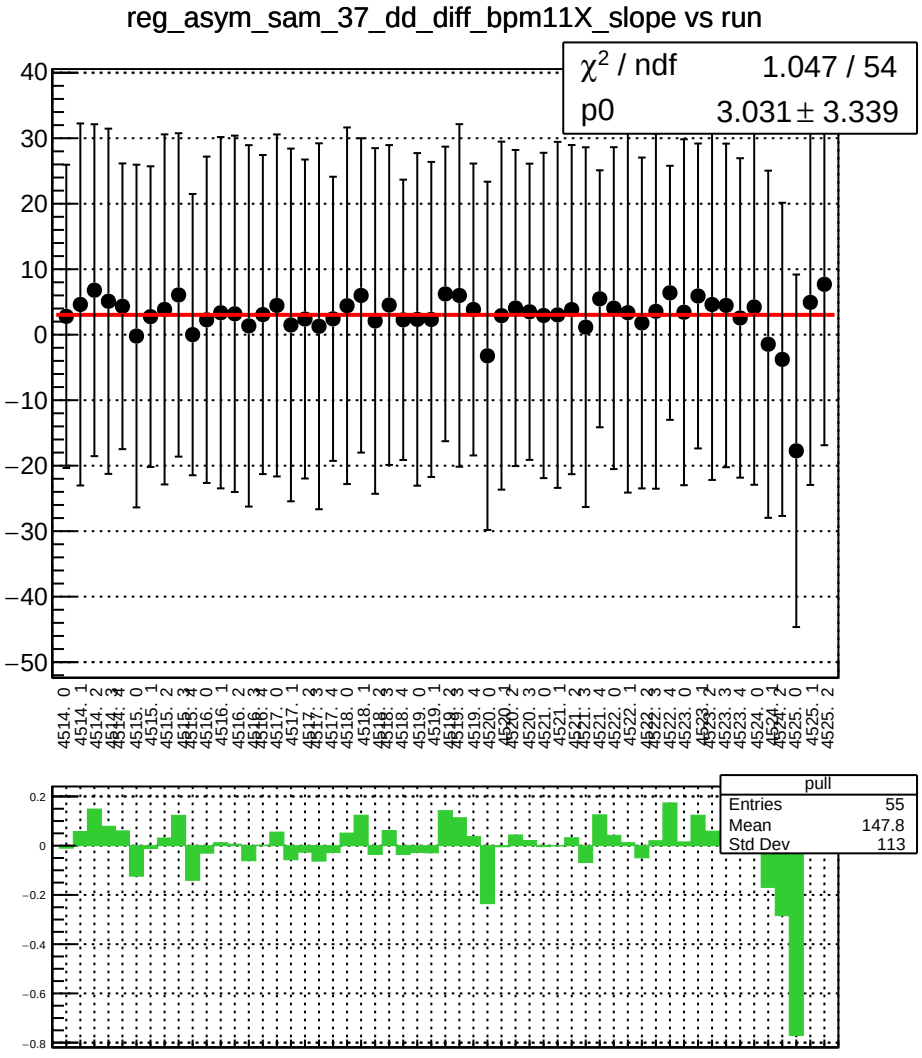
reg_asym_sam_37_dd_diff_bpm11X_slope vs run
χ^2 / ndf 1.047 / 54
p0 3.031 ± 3.339
pull
Entries 55
Mean 147.8
Std Dev 113

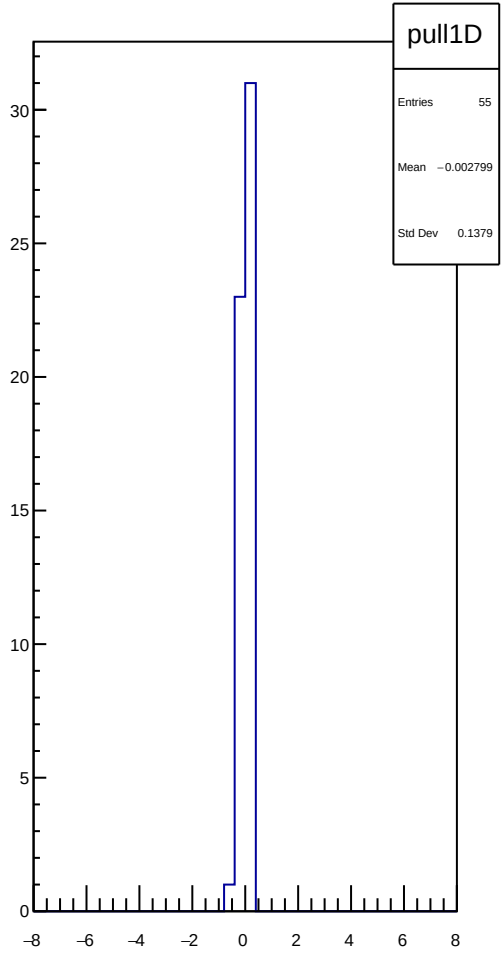
pull1D
Entries 55
Mean −0.002799
Std Dev 0.1379

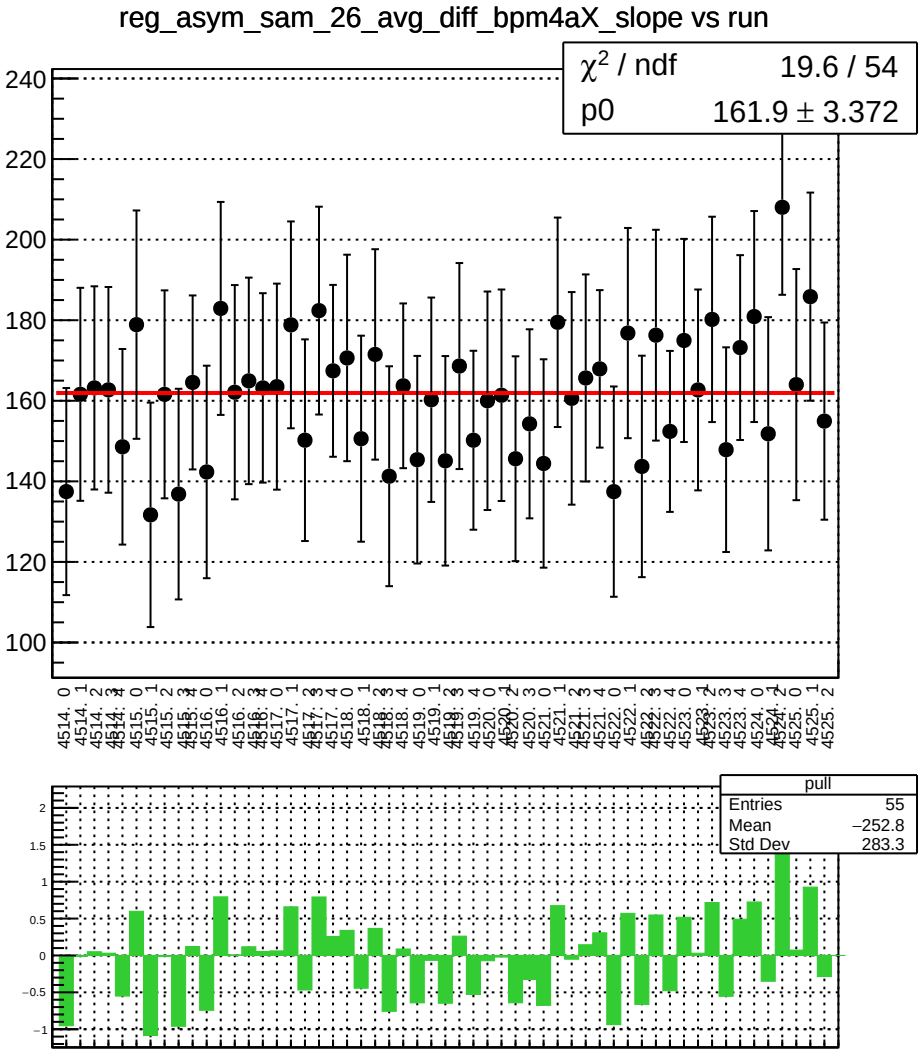
reg_asym_sam_26_avg_diff_bpm4aX_slope vs run
χ² / ndf 19.6 / 54
p0 161.9 ± 3.372
pull
Entries 55
Mean −252.8
Std Dev 283.3

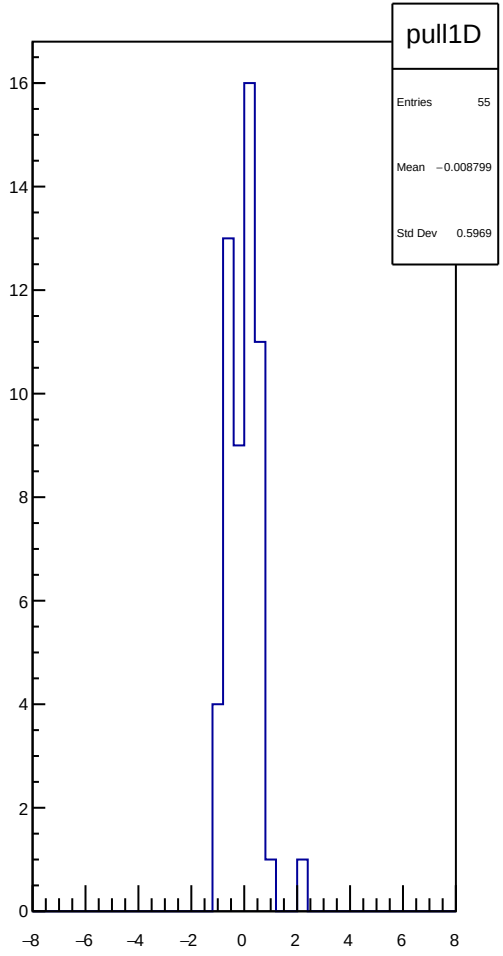
pull1D
Entries 55
Mean −0.008799
Std Dev 0.5969

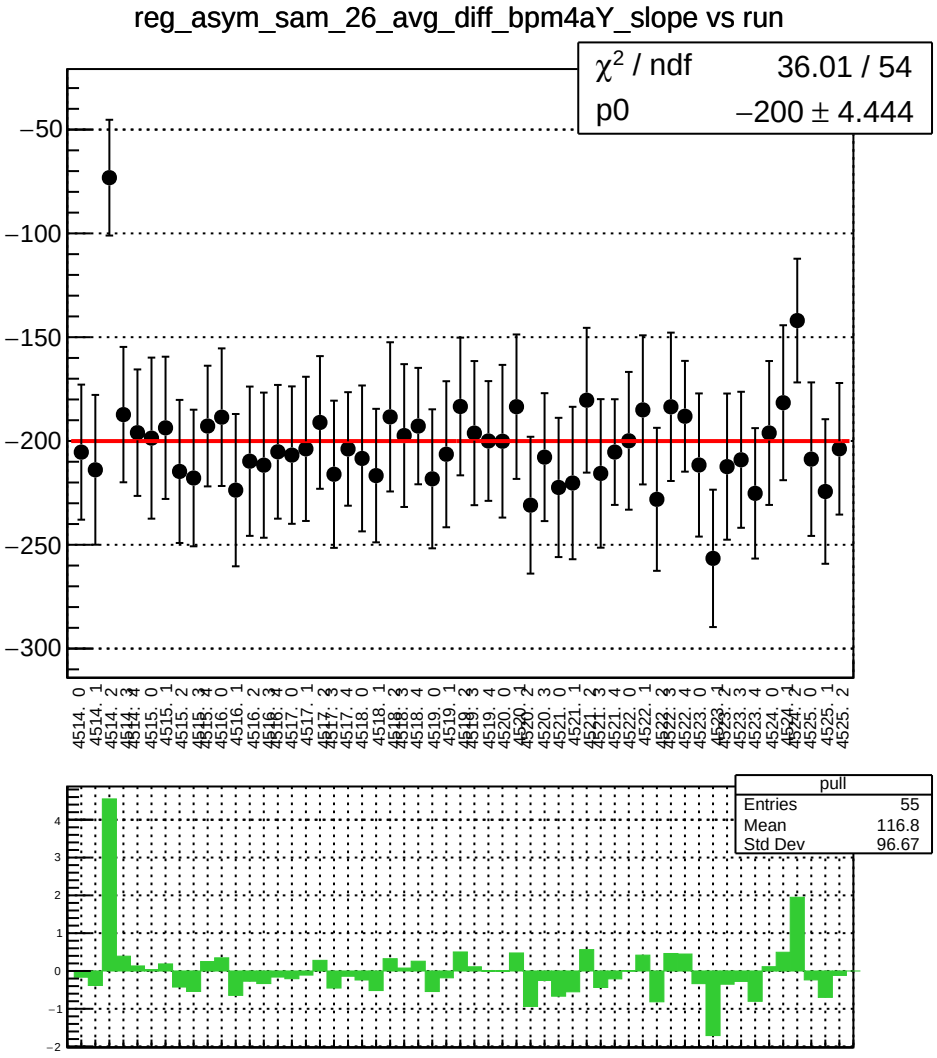
reg_asym_sam_26_avg_diff_bpm4aY_slope vs run
χ² / ndf 36.01 / 54
p0 −200 ± 4.444
pull
Entries 55
Mean 116.8
Std Dev 96.67

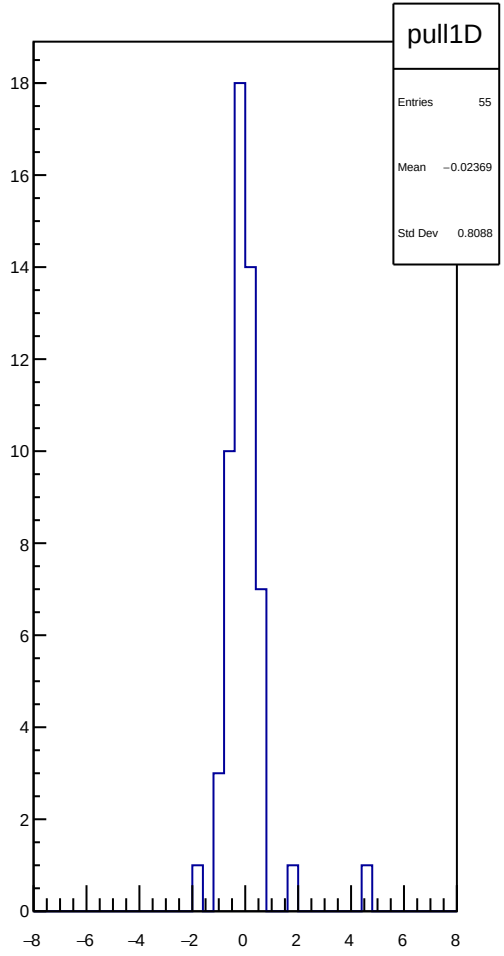
pull1D
Entries 55
Mean −0.02369
Std Dev 0.8088

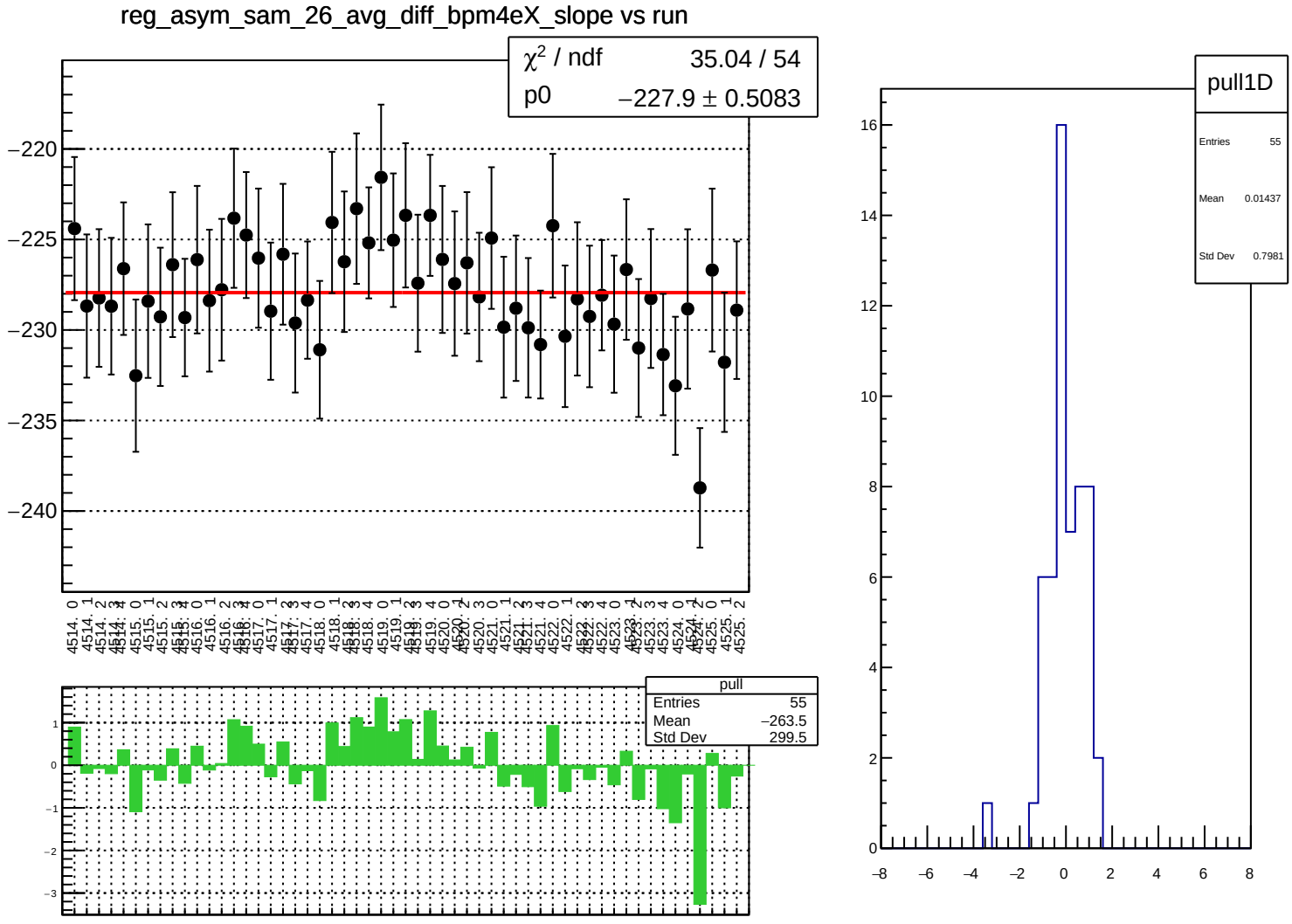
reg_asym_sam_26_avg_diff_bpm4eX_slope vs run
χ² / ndf 35.04 / 54
p0 −227.9 ± 0.5083
−220
−225
−230
−235
−240
pull
Entries 55
Mean −263.5
Std Dev 299.5
pull1D
Entries 55
Mean 0.01437
Std Dev 0.7981

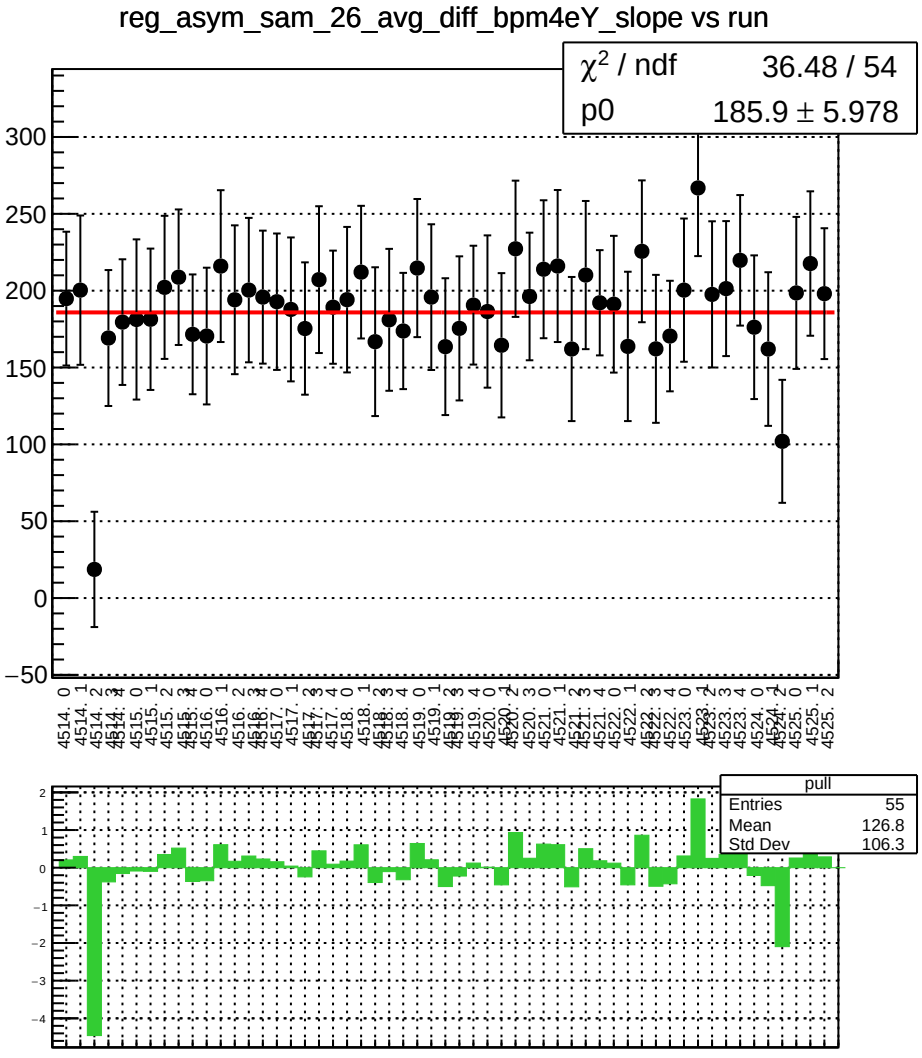
reg_asym_sam_26_avg_diff_bpm4eY_slope vs run
χ² / ndf 36.48 / 54
p0 185.9 ± 5.978
pull
Entries 55
Mean 126.8
Std Dev 106.3

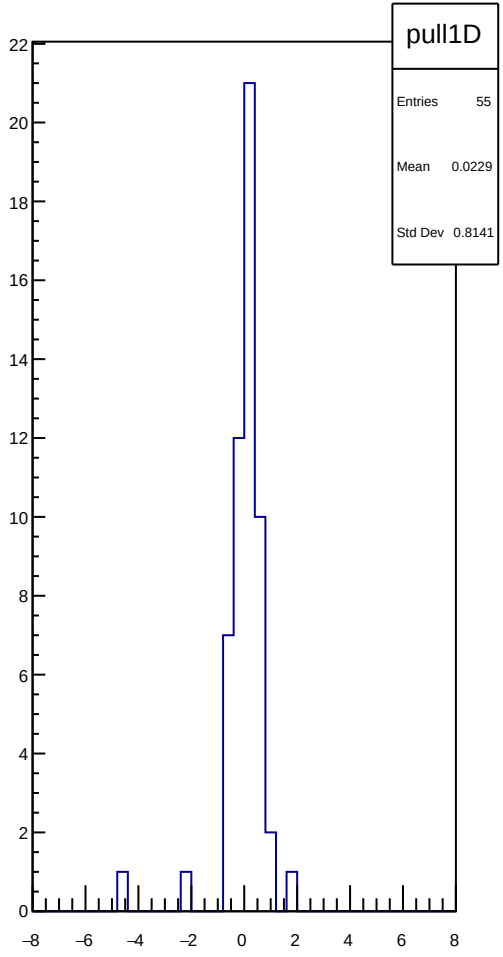
pull1D
Entries 55
Mean 0.0229
Std Dev 0.8141

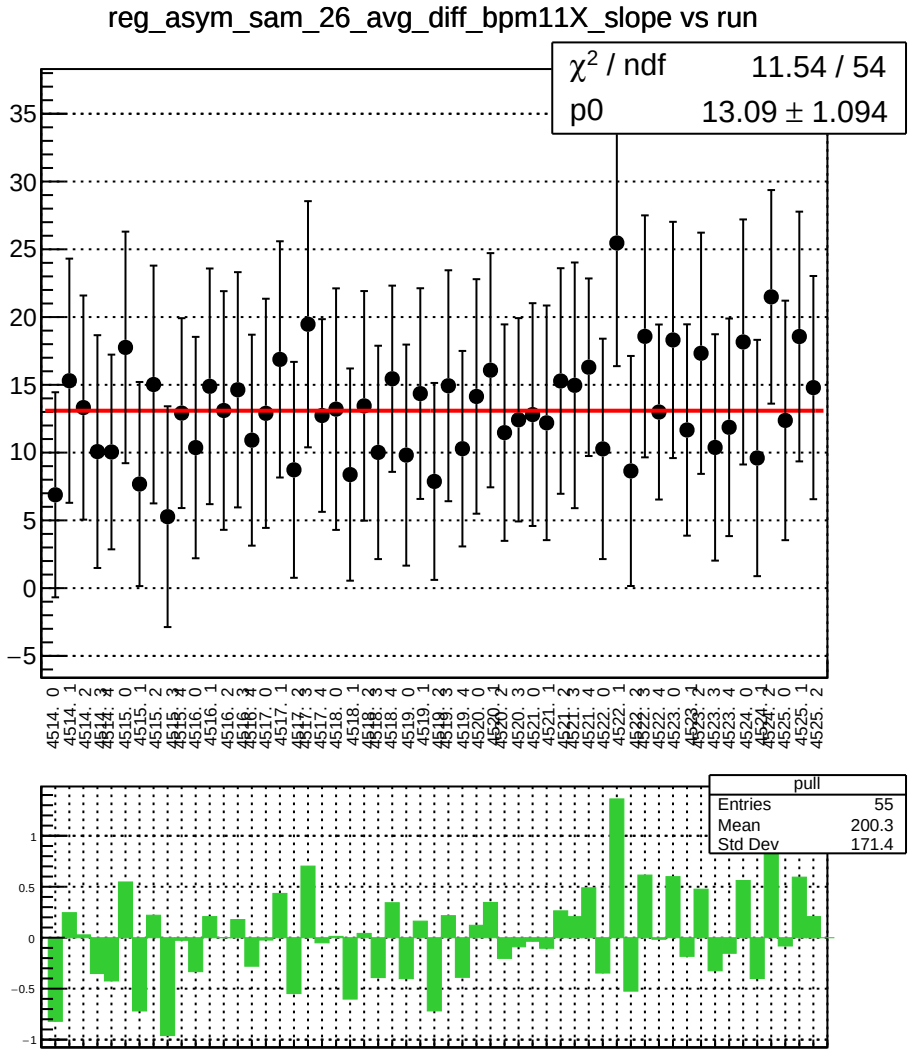
reg_asym_sam_26_avg_diff_bpm11X_slope vs run
χ² / ndf 11.54 / 54
p0 13.09 ± 1.094
pull
Entries 55
Mean 200.3
Std Dev 171.4

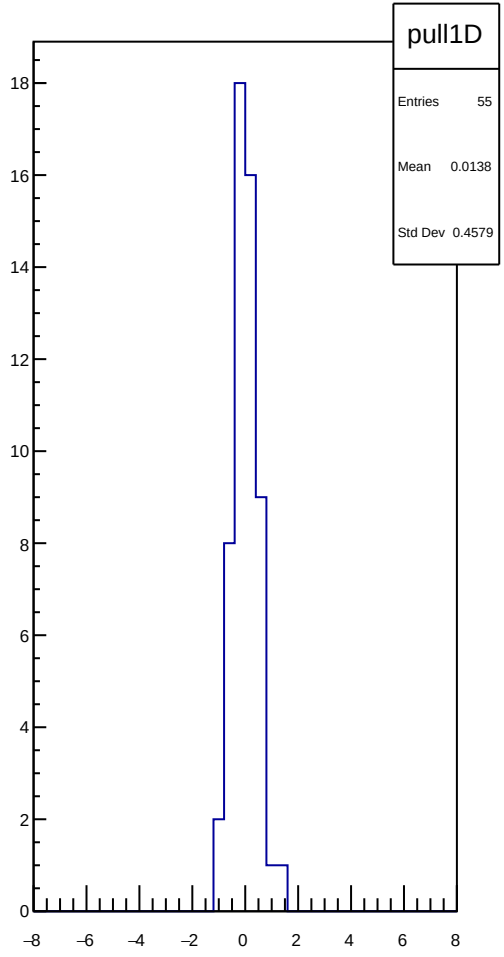
pull1D
Entries 55
Mean 0.0138
Std Dev 0.4579

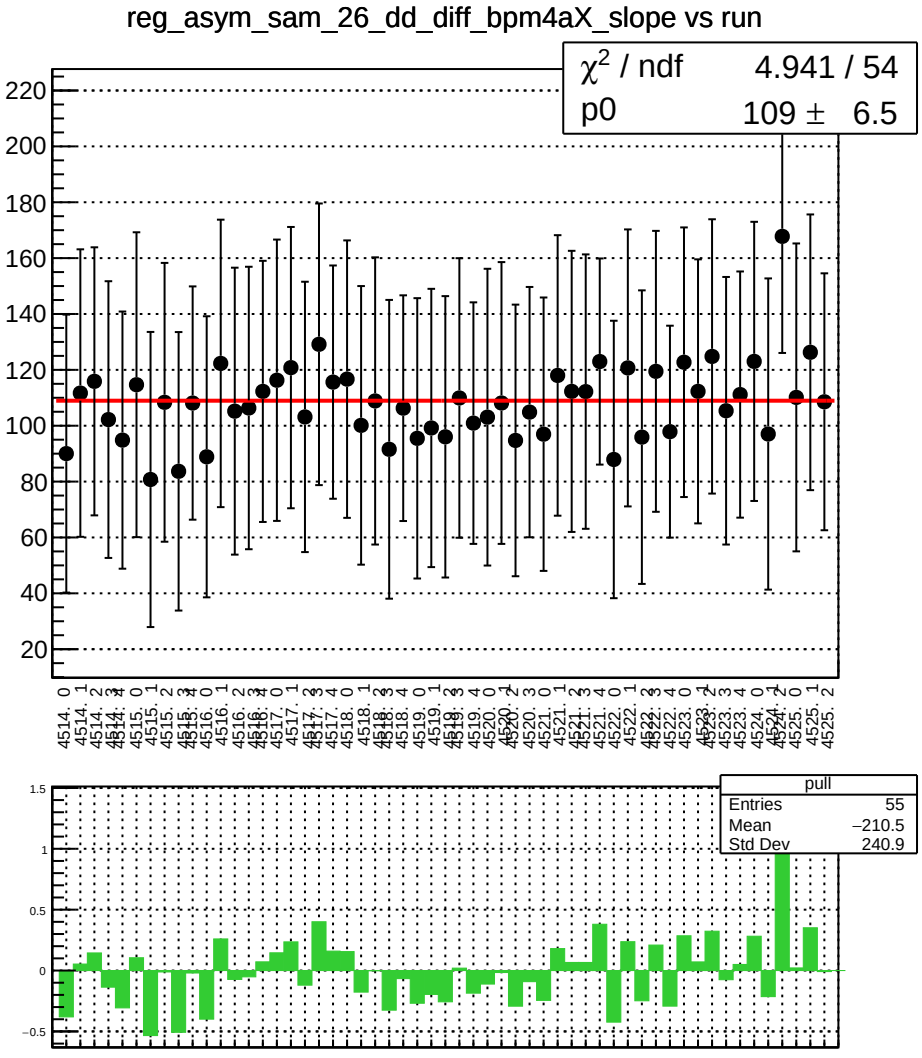
reg_asym_sam_26_dd_diff_bpm4aX_slope vs run
χ^2 / ndf 4.941 / 54
p0 109 ± 6.5
pull
Entries 55
Mean −210.5
Std Dev 240.9

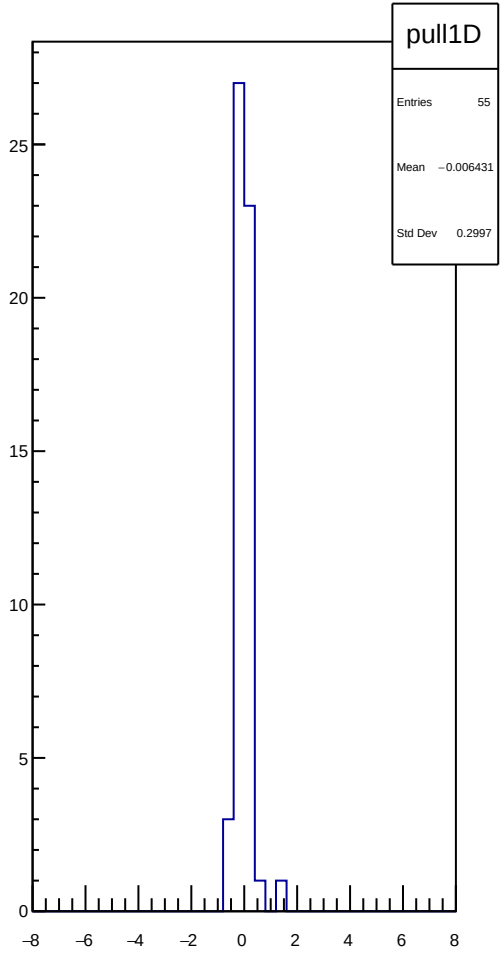
pull1D
Entries 55
Mean −0.006431
Std Dev 0.2997

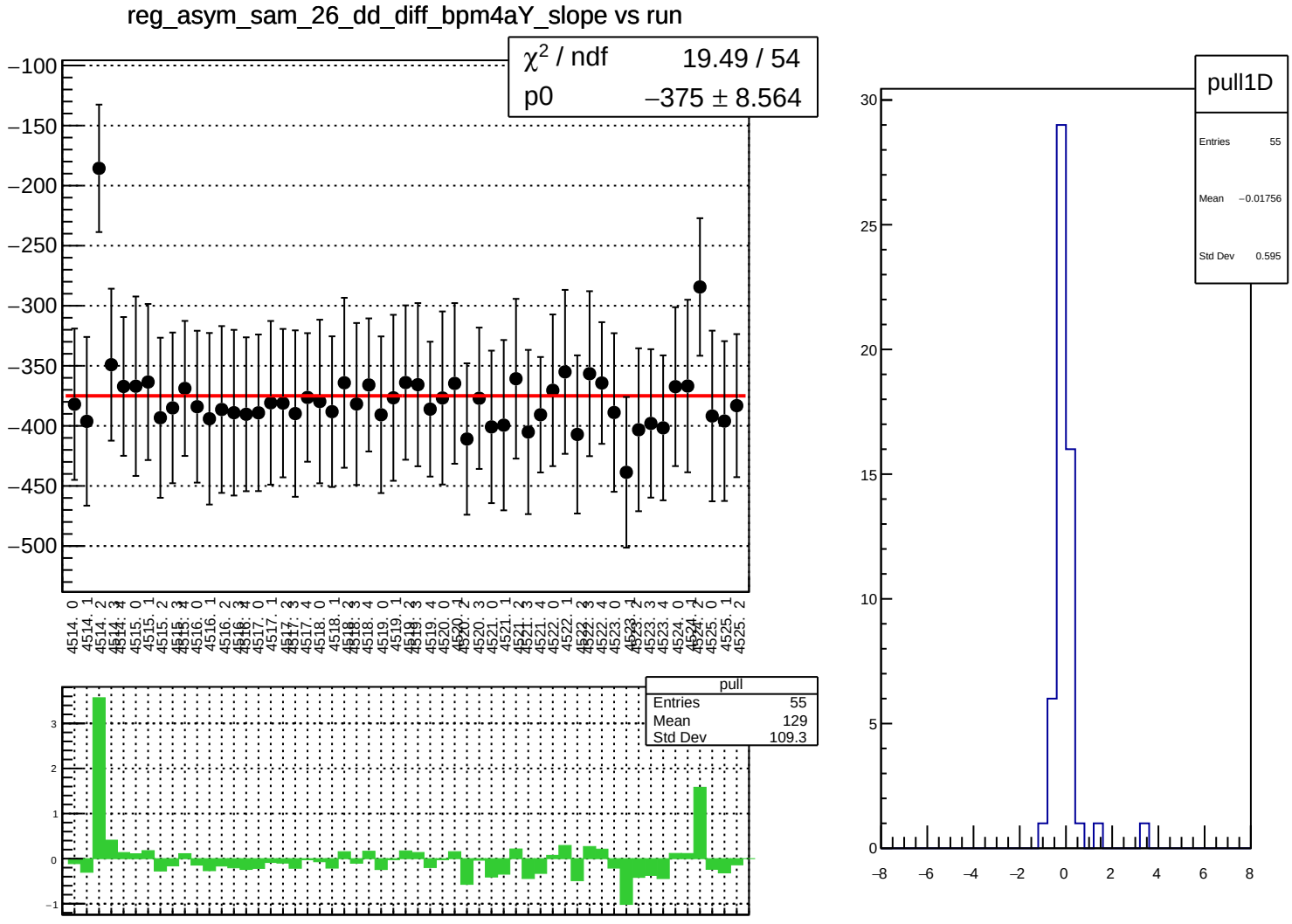
reg_asym_sam_26_dd_diff_bpm4aY_slope vs run
χ² / ndf 19.49 / 54
p0 −375 ± 8.564
pull
Entries 55
Mean 129
Std Dev 109.3
pull1D
Entries 55
Mean −0.01756
Std Dev 0.595

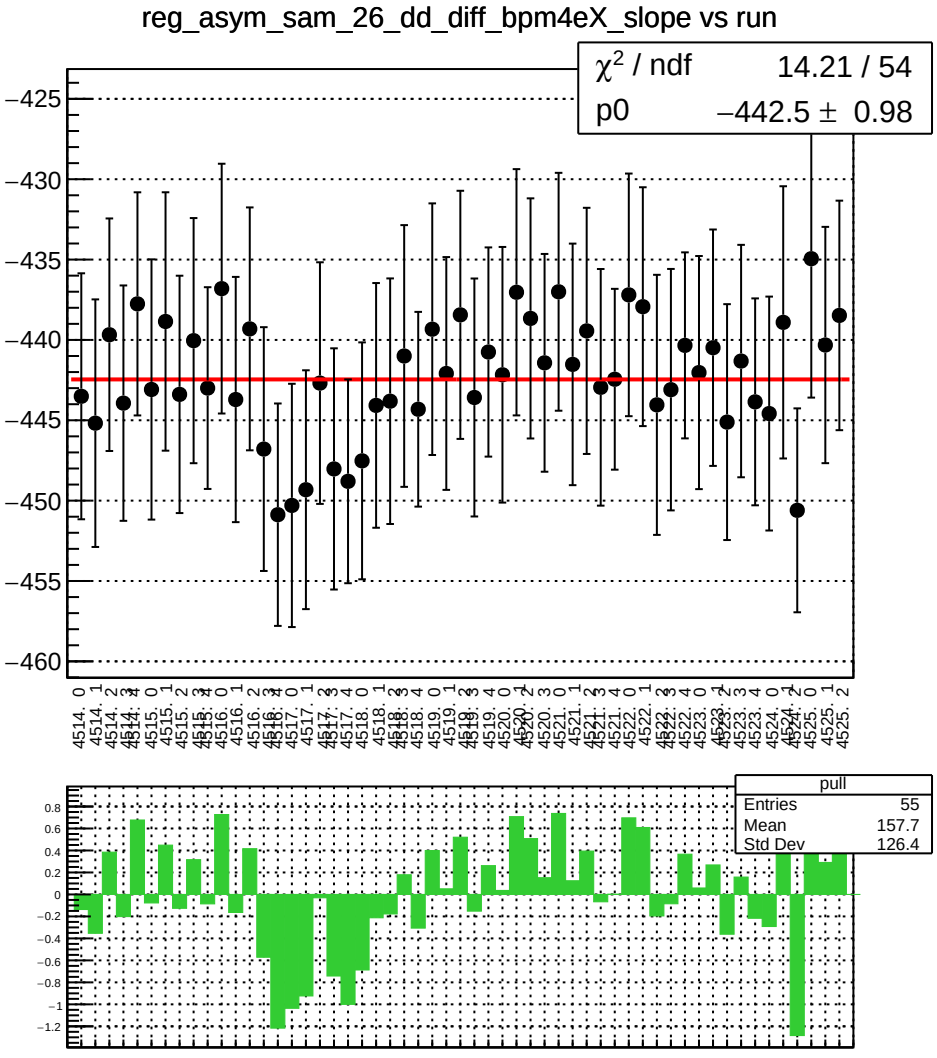
reg_asym_sam_26_dd_diff_bpm4eX_slope vs run
χ^2 / ndf 14.21 / 54
p0 −442.5 ± 0.98
pull
Entries 55
Mean 157.7
Std Dev 126.4

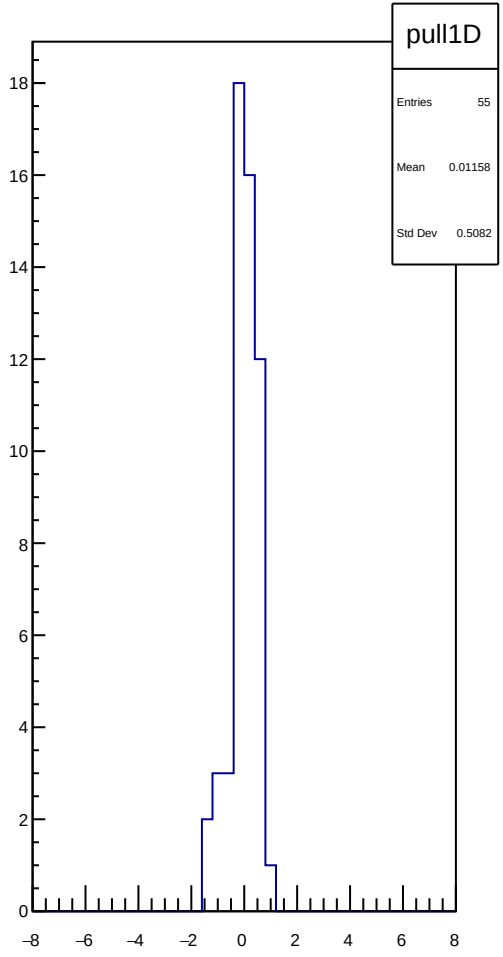
pull1D
Entries 55
Mean 0.01158
Std Dev 0.5082

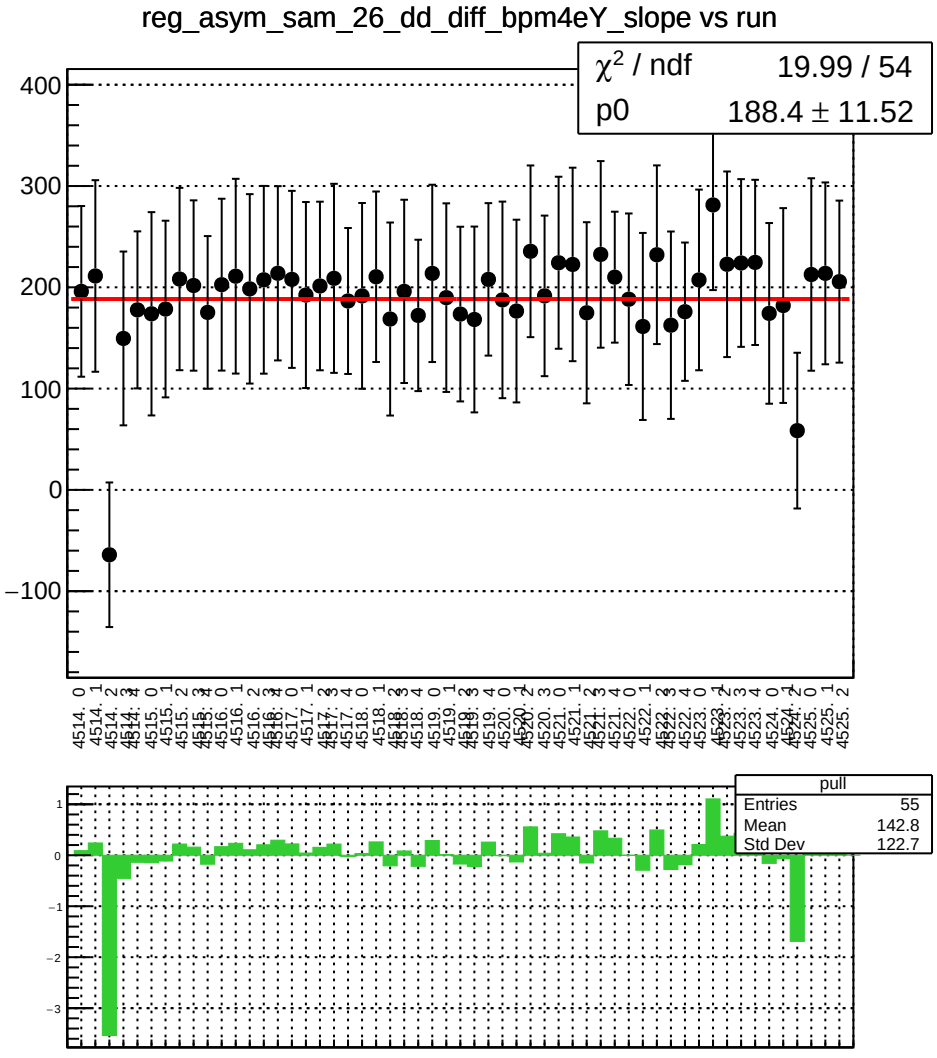
reg_asym_sam_26_dd_diff_bpm4eY_slope vs run
χ² / ndf 19.99 / 54
p0 188.4 ± 11.52
pull
Entries 55
Mean 142.8
Std Dev 122.7

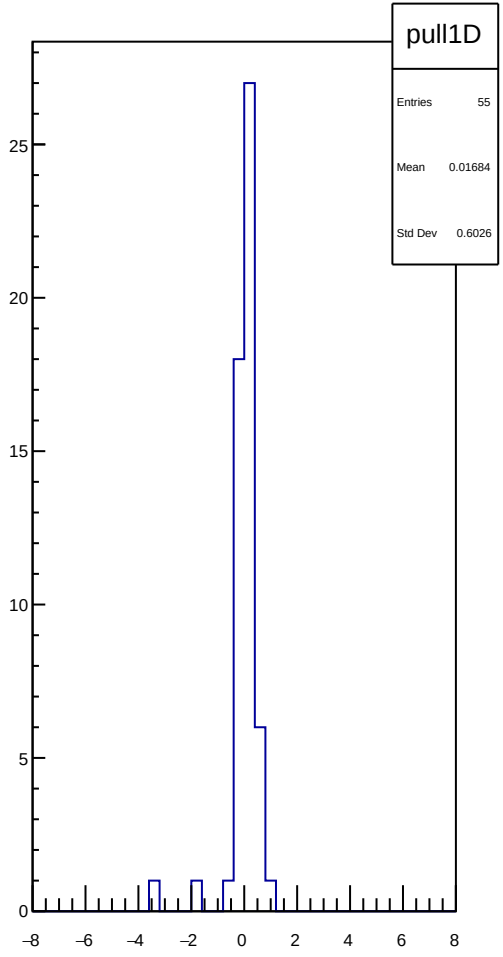
pull1D
Entries 55
Mean 0.01684
Std Dev 0.6026

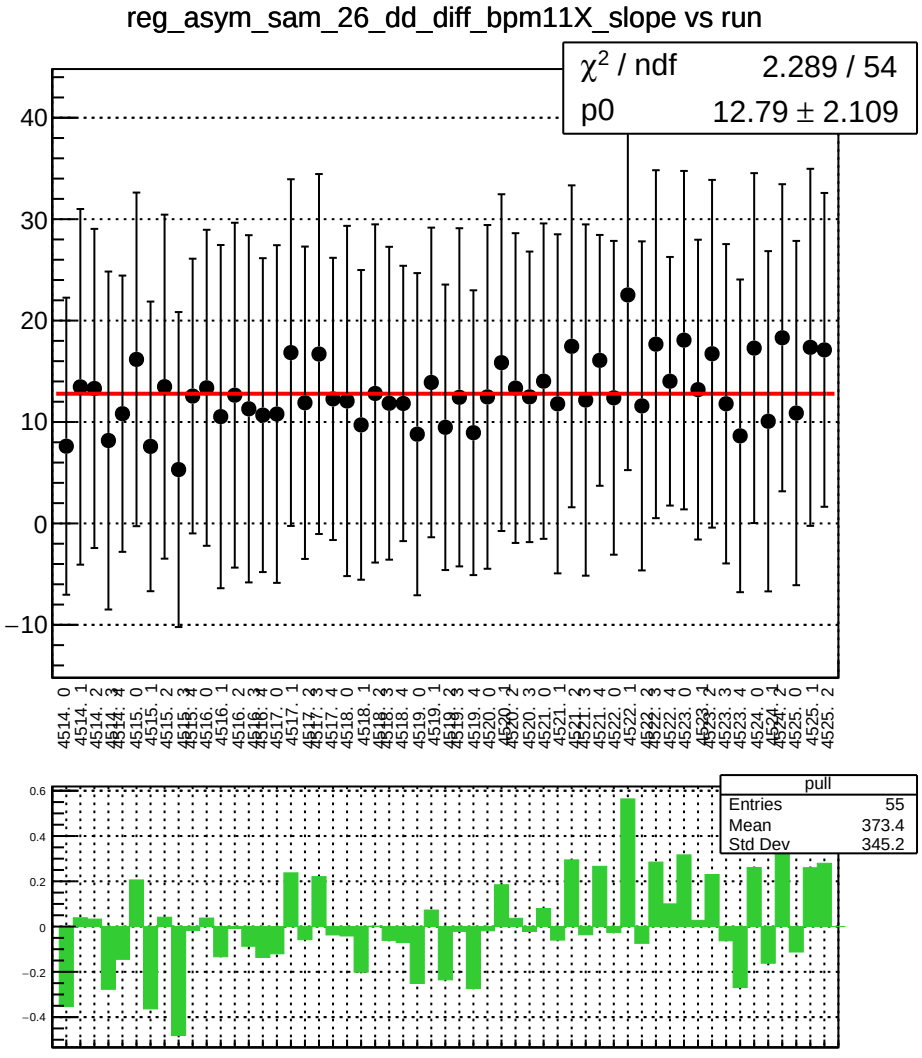
reg_asym_sam_26_dd_diff_bpm11X_slope vs run
χ^2 / ndf 2.289 / 54
p0 12.79 ± 2.109
pull
Entries 55
Mean 373.4
Std Dev 345.2

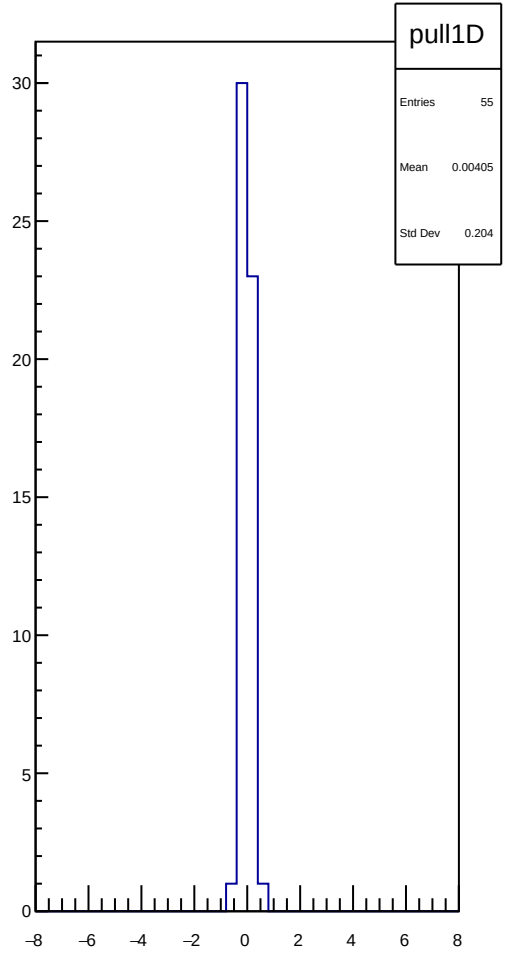
pull1D
Entries 55
Mean 0.00405
Std Dev 0.204

reg_asym_sam_48_avg_diff_bpm4aX_slope vs run

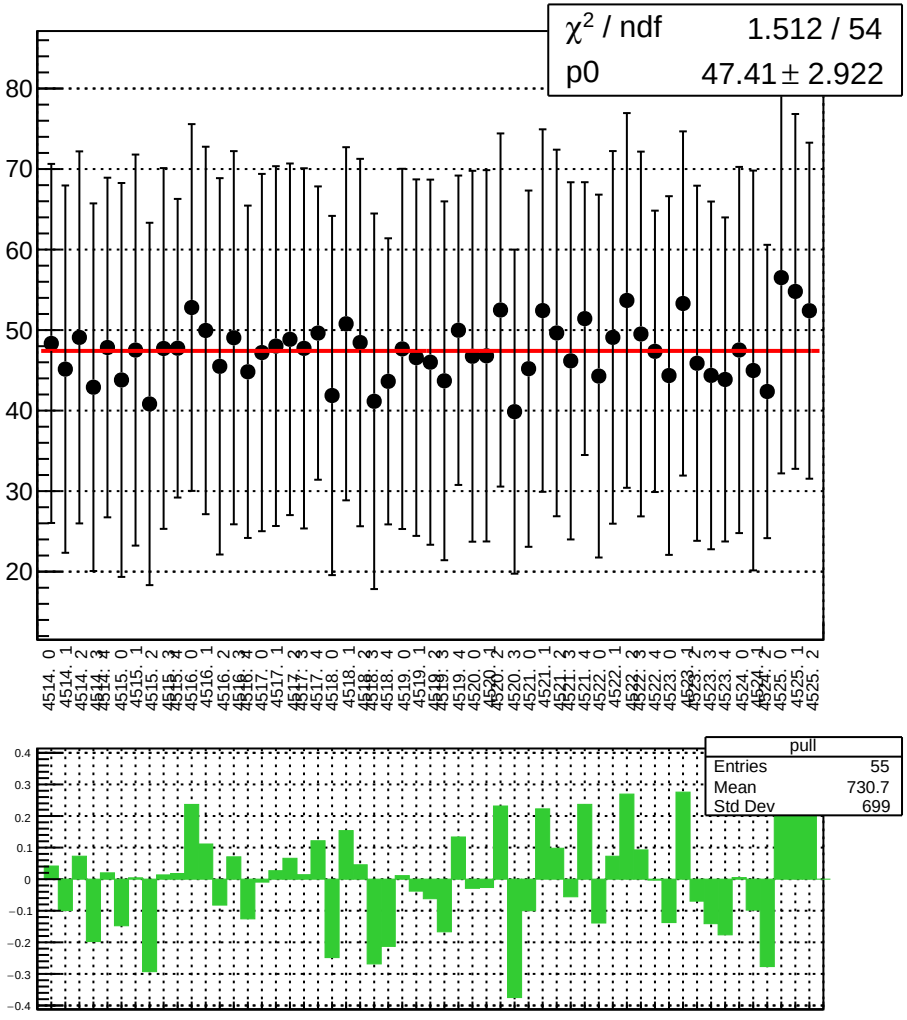

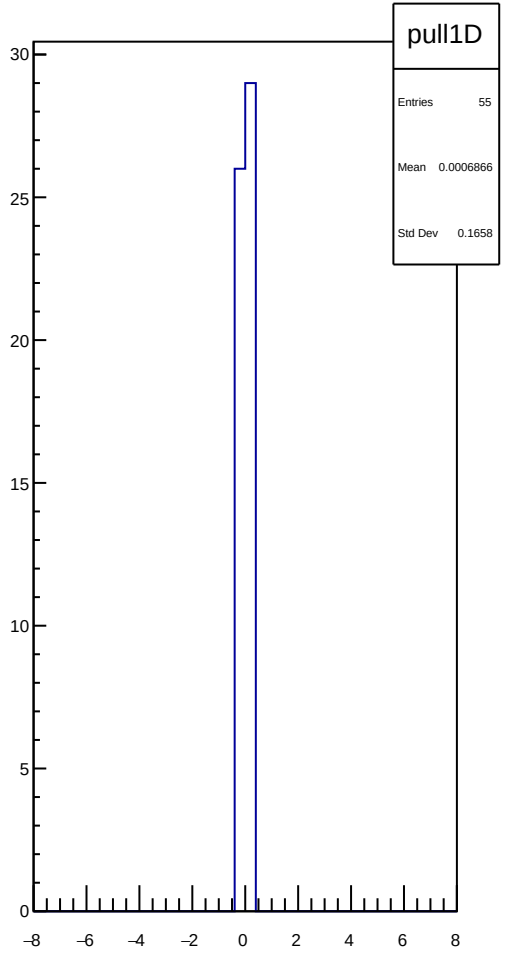

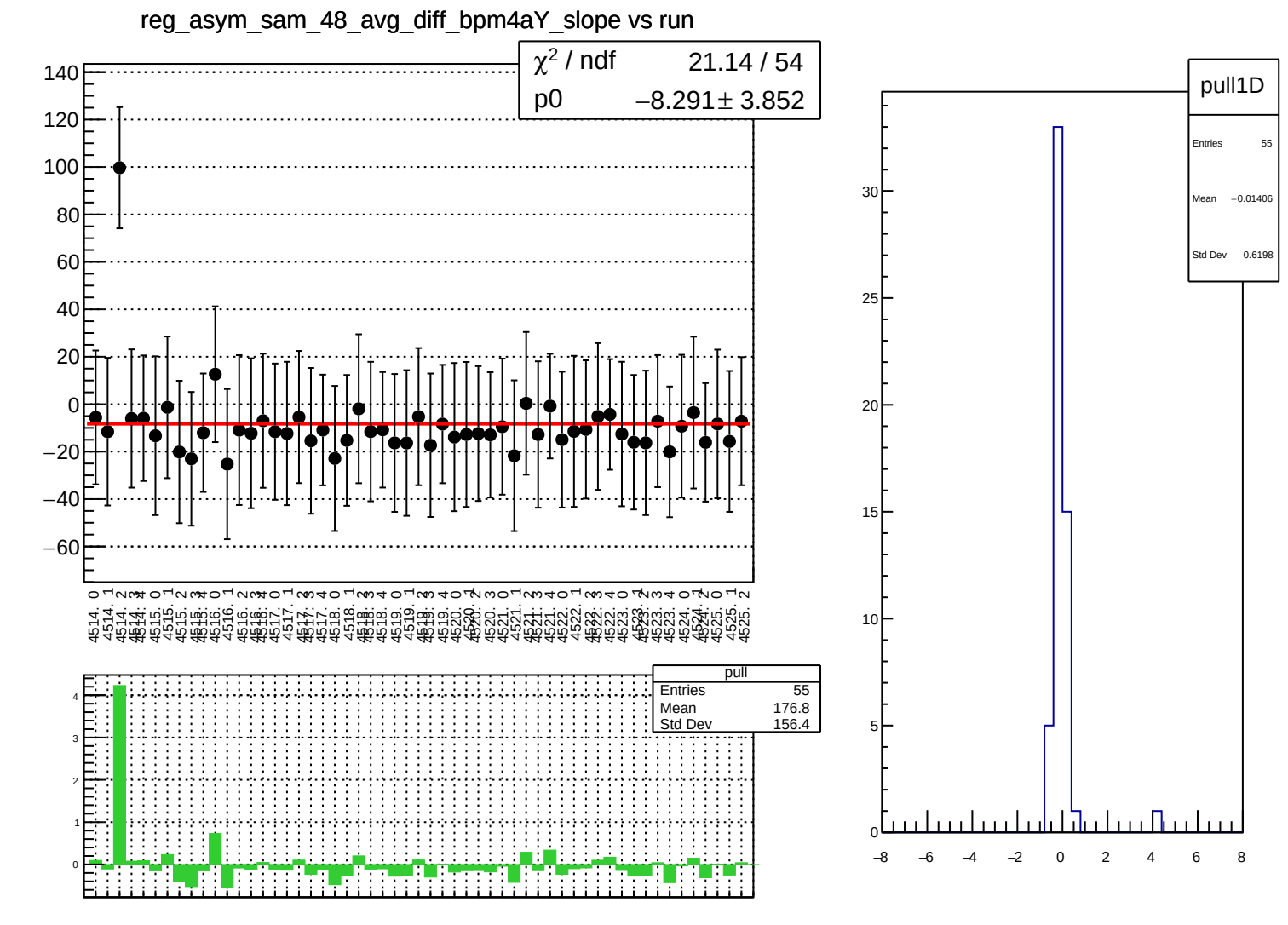
reg_asym_sam_48_avg_diff_bpm4aY_slope vs run
χ² / ndf 21.14 / 54
p0 −8.291 ± 3.852
pull
Entries 55
Mean 176.8
Std Dev 156.4
pull1D
Entries 55
Mean −0.01406
Std Dev 0.6198

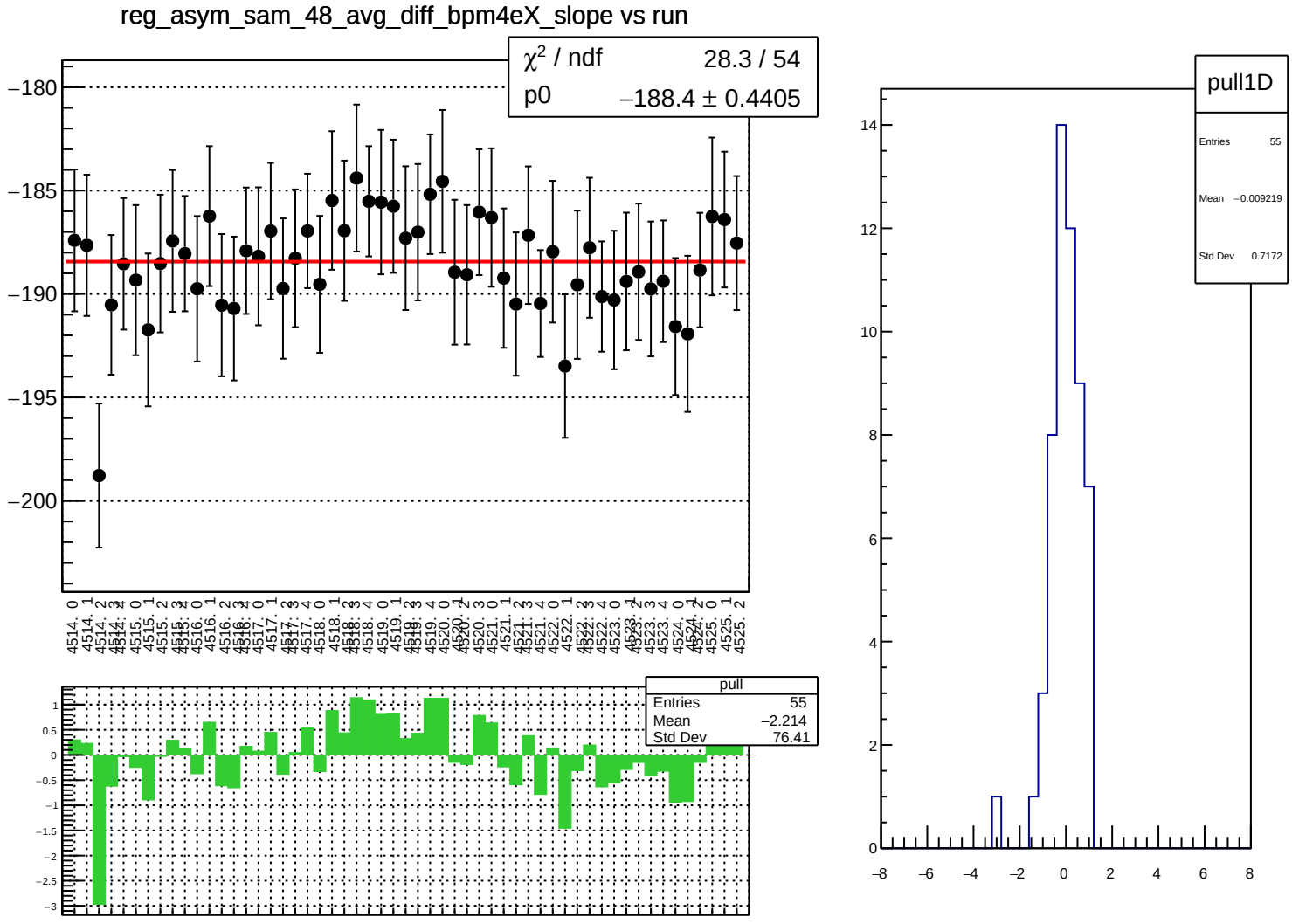
reg_asym_sam_48_avg_diff_bpm4eX_slope vs run
χ² / ndf 28.3 / 54
p0 −188.4 ± 0.4405
pull
Entries 55
Mean −2.214
Std Dev 76.41
pull1D
Entries 55
Mean −0.009219
Std Dev 0.7172

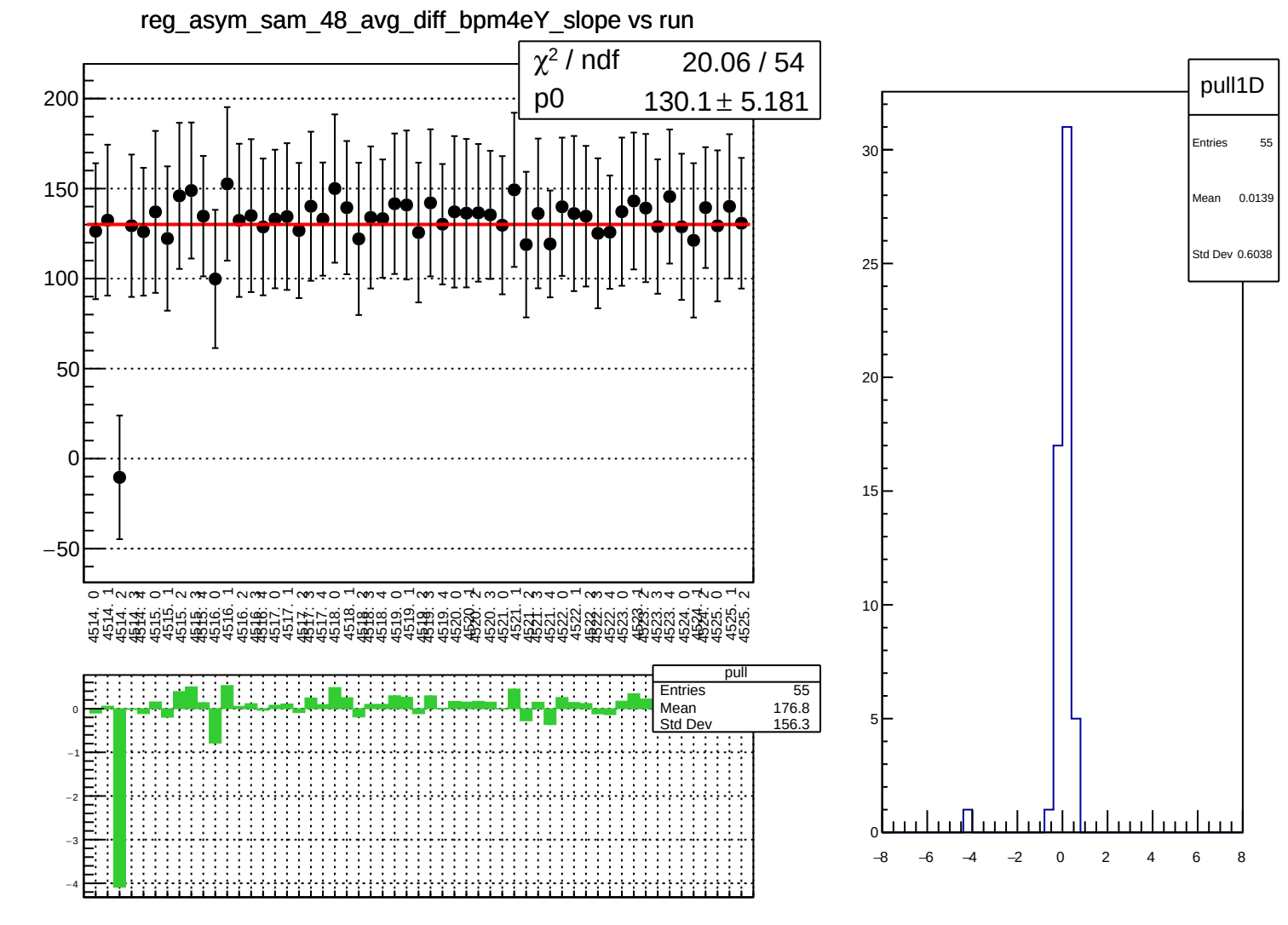
reg_asym_sam_48_avg_diff_bpm4eY_slope vs run
χ² / ndf 20.06 / 54
p0 130.1 ± 5.181
pull
Entries 55
Mean 176.8
Std Dev 156.3
pull1D
Entries 55
Mean 0.0139
Std Dev 0.6038

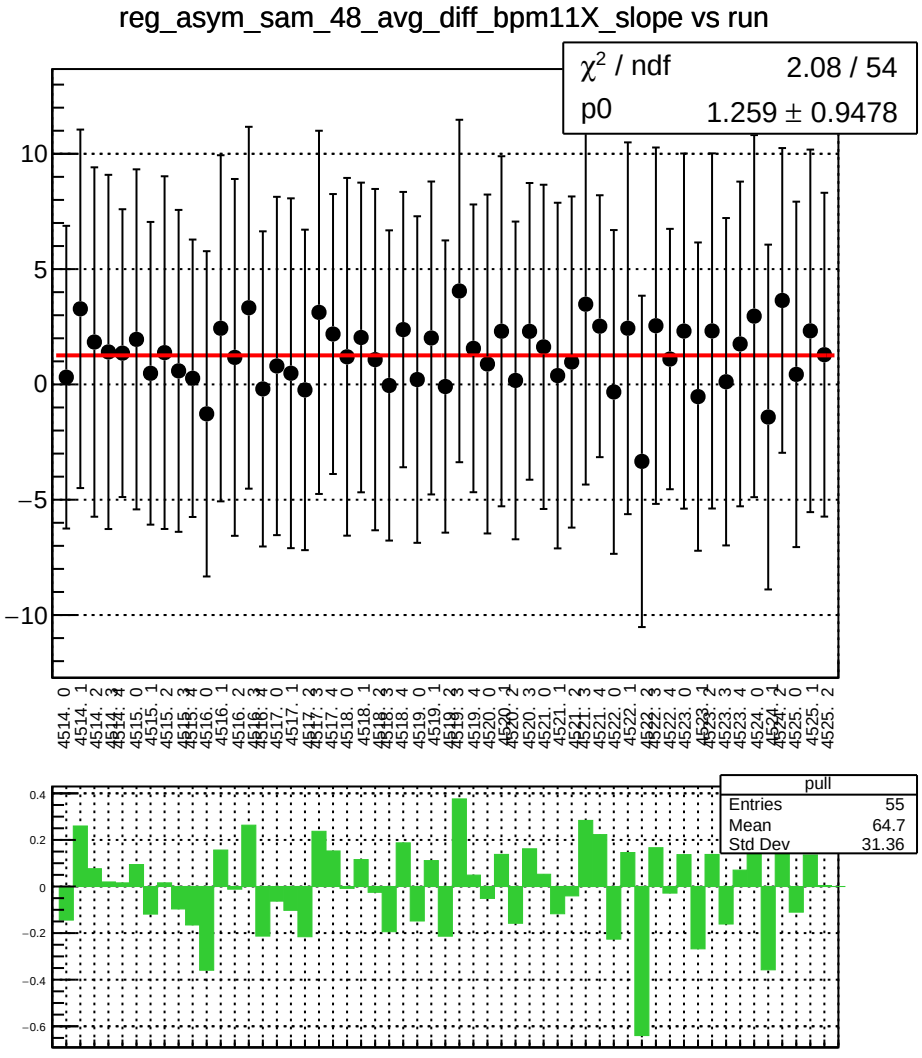
reg_asym_sam_48_avg_diff_bpm11X_slope vs run
χ^2 / ndf 2.08 / 54
p0 1.259 ± 0.9478
pull
Entries 55
Mean 64.7
Std Dev 31.36

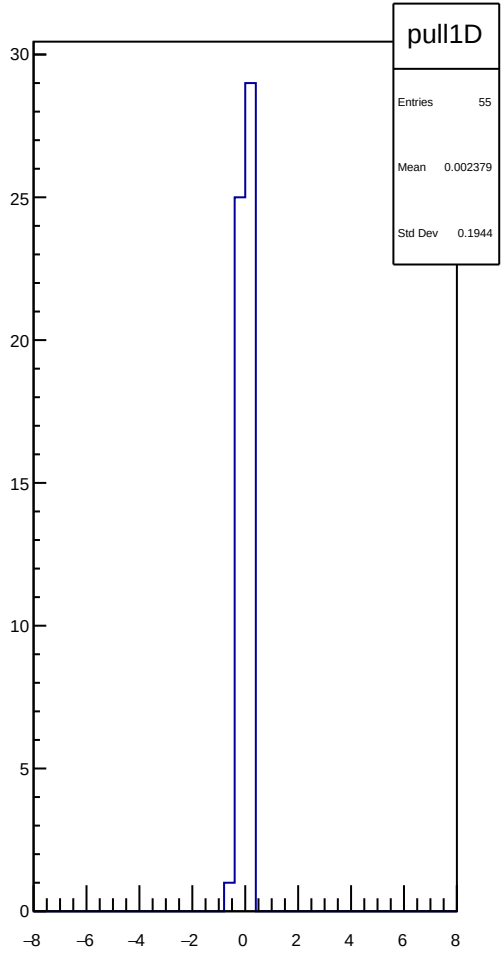
pull1D
Entries 55
Mean 0.002379
Std Dev 0.1944

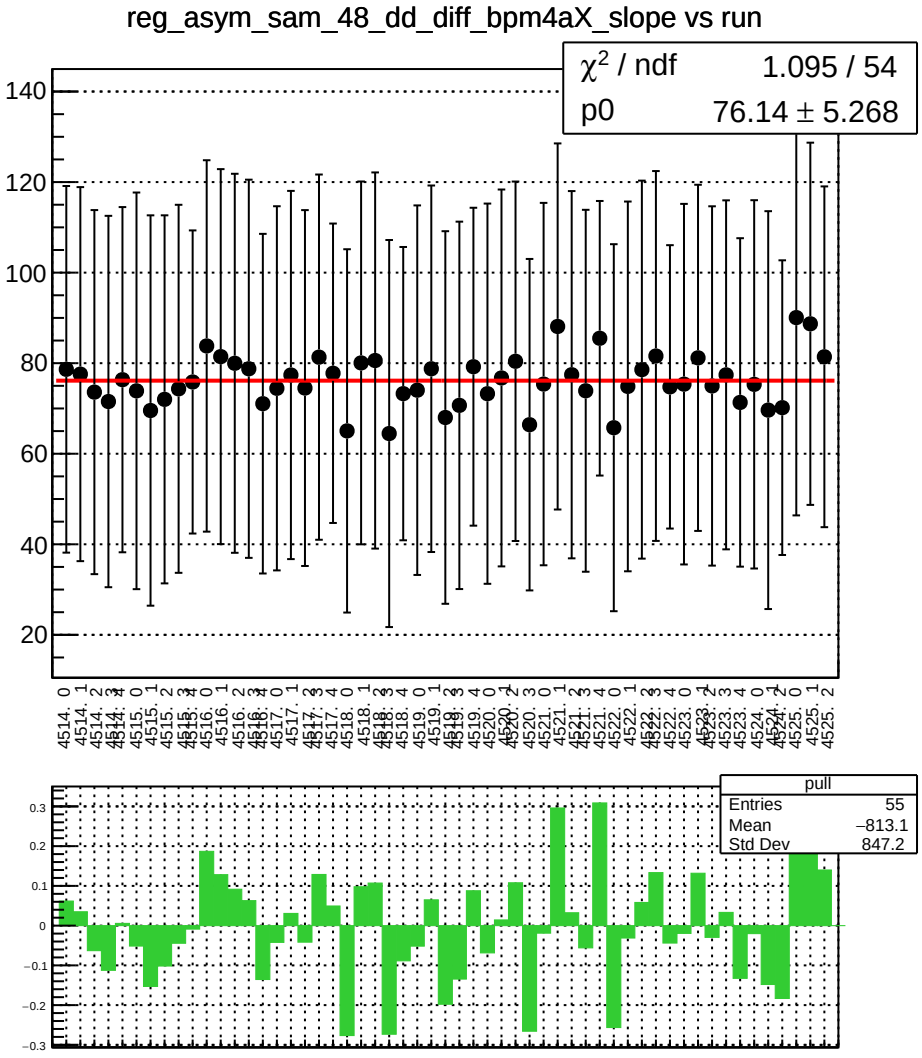
reg_asym_sam_48_dd_diff_bpm4aX_slope vs run
χ2 / ndf 1.095 / 54
p0 76.14 ± 5.268
pull
Entries 55
Mean −813.1
Std Dev 847.2

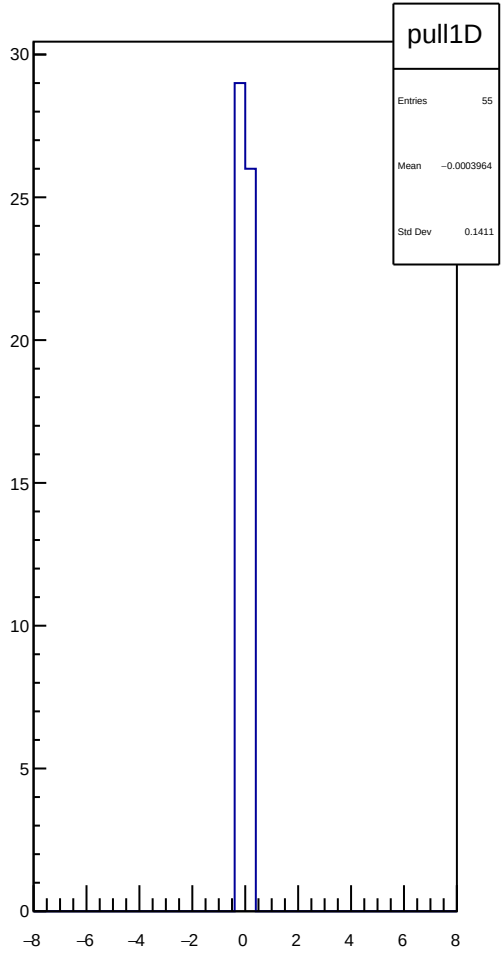
pull1D
Entries 55
Mean −0.0003964
Std Dev 0.1411

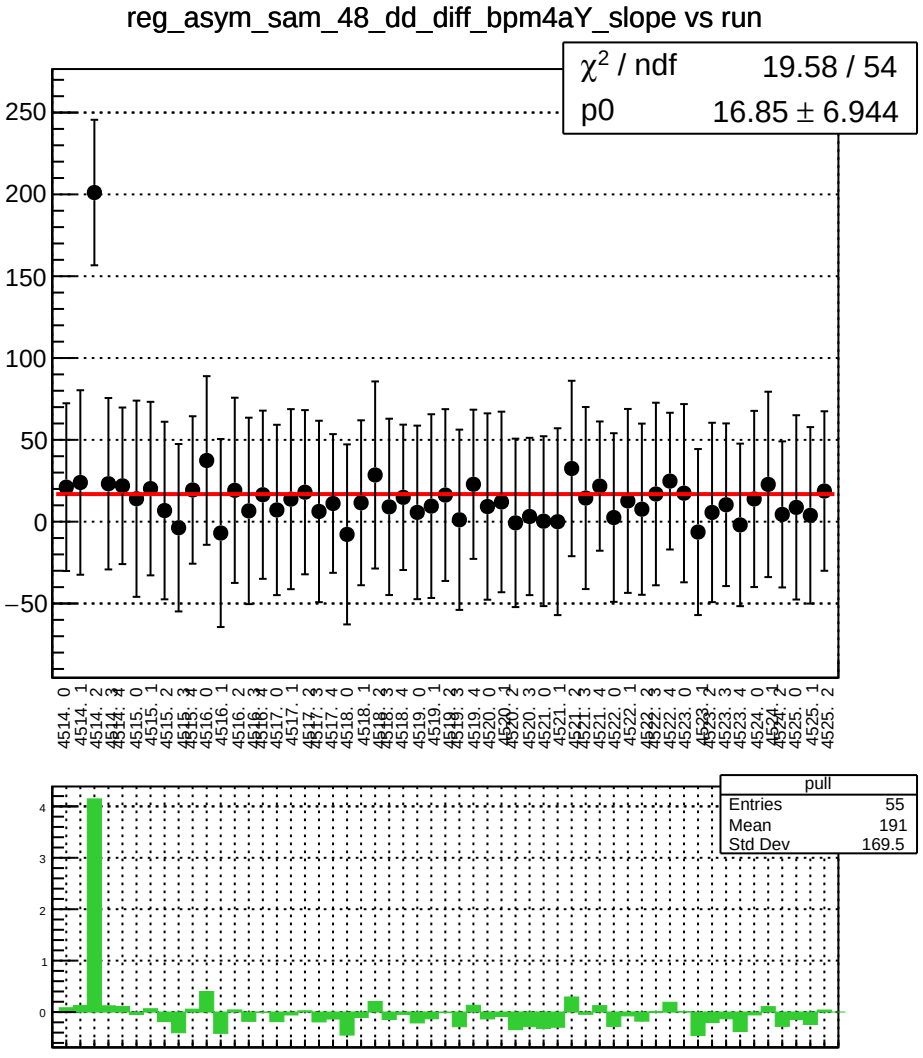
reg_asym_sam_48_dd_diff_bpm4aY_slope vs run
χ2 / ndf 19.58 / 54
p0 16.85 ± 6.944
pull
Entries 55
Mean 191
Std Dev 169.5

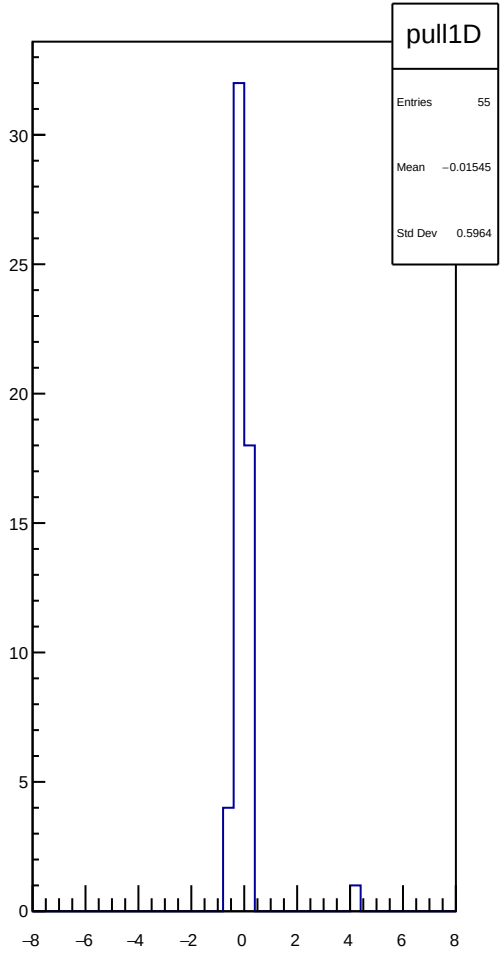
pull1D
Entries 55
Mean −0.01545
Std Dev 0.5964

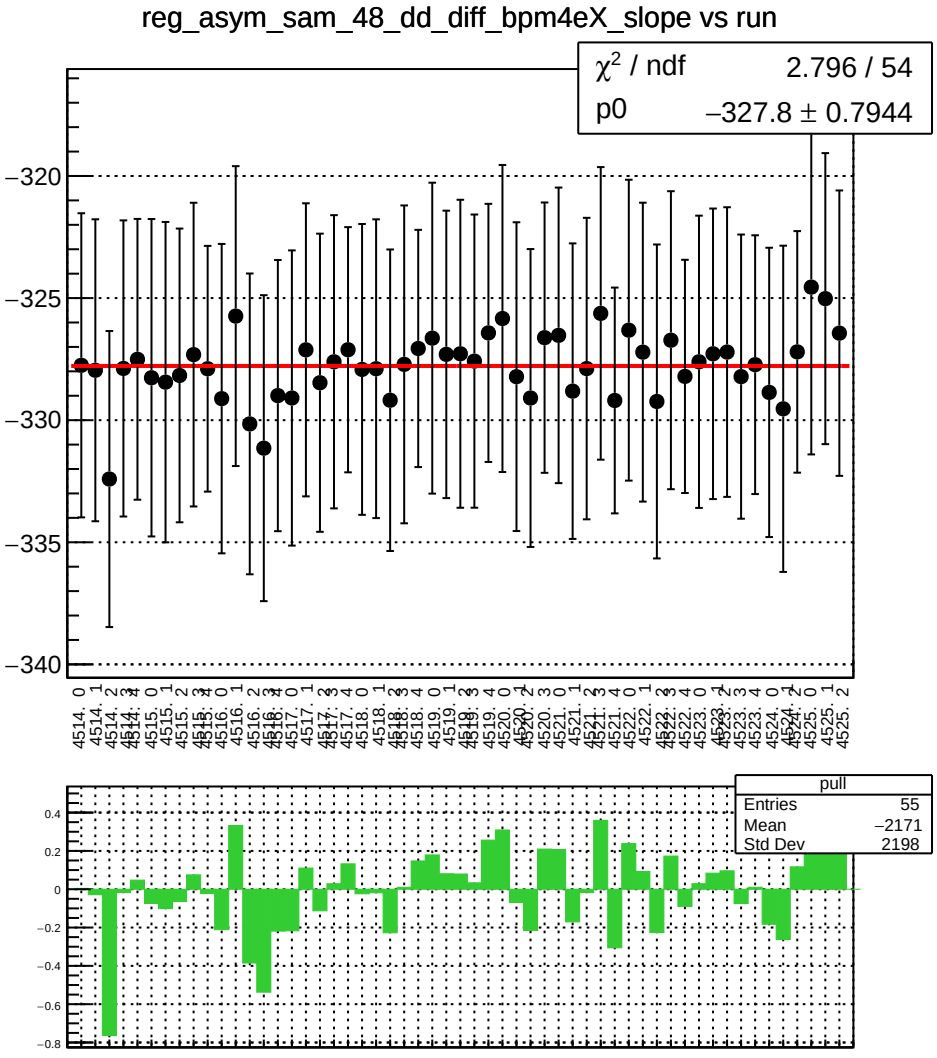
reg_asym_sam_48_dd_diff_bpm4eX_slope vs run
χ^2 / ndf 2.796 / 54
p0 −327.8 ± 0.7944
pull
Entries 55
Mean −2171
Std Dev 2198

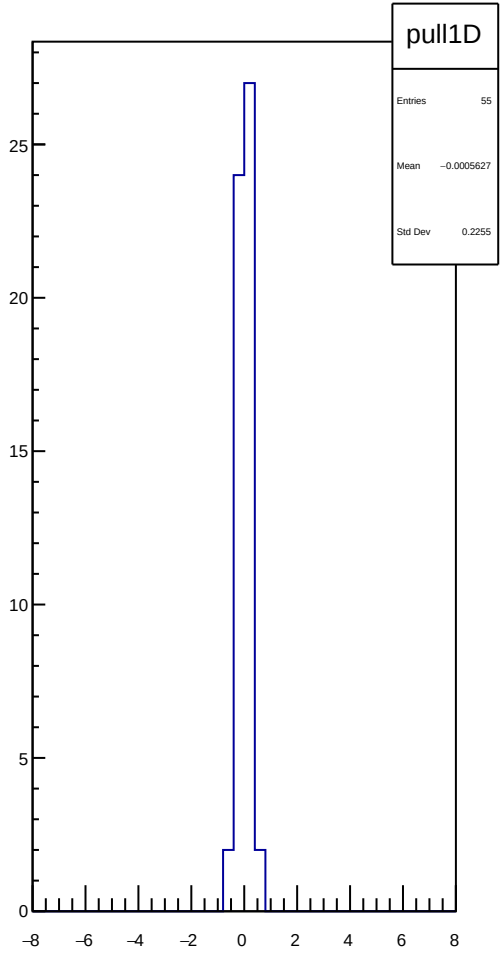
pull1D
Entries 55
Mean −0.0005627
Std Dev 0.2255

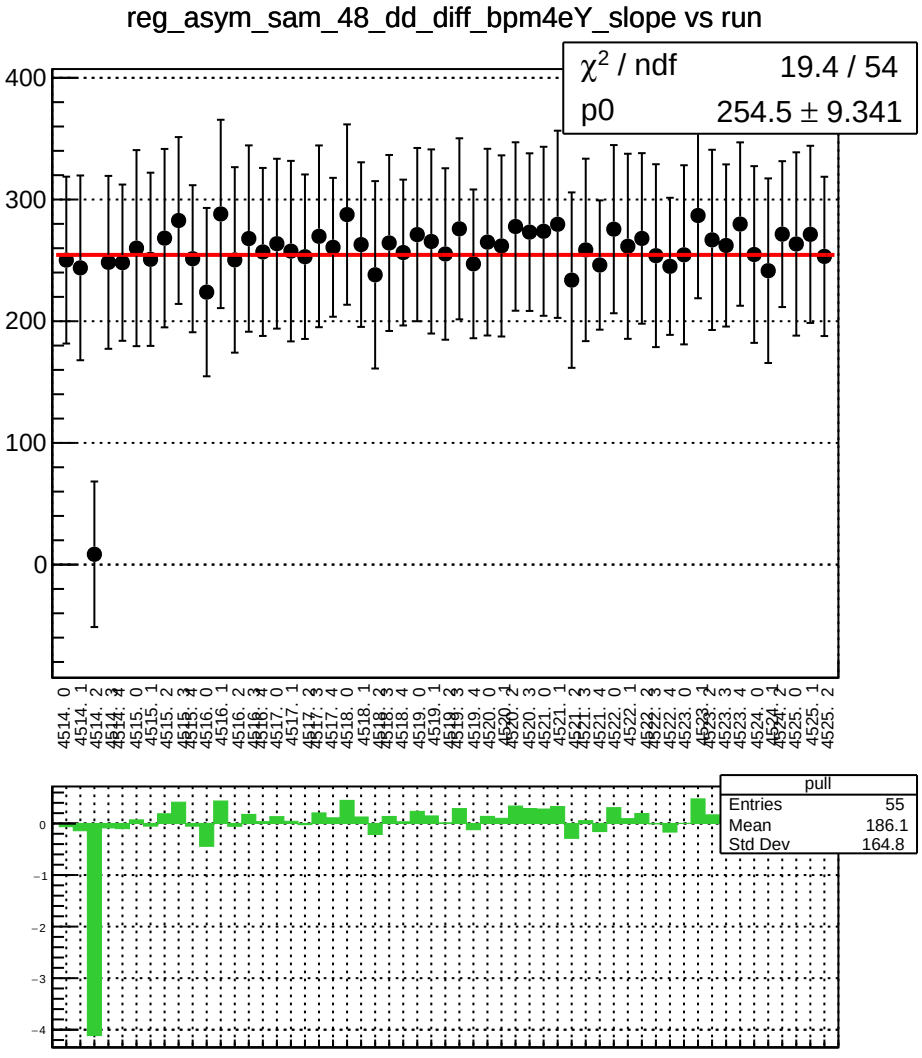
reg_asym_sam_48_dd_diff_bpm4eY_slope vs run
χ^2 / ndf 19.4 / 54
p0 254.5 ± 9.341
400
300
200
100
0
pull
Entries 55
Mean 186.1
Std Dev 164.8
0
−1
−2
−3
−4

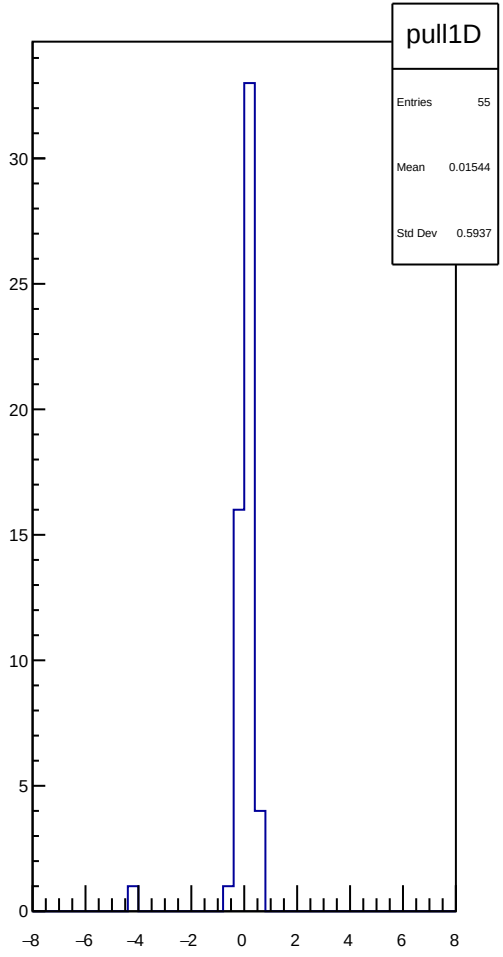
pull1D
Entries 55
Mean 0.01544
Std Dev 0.5937
30
25
20
15
10
5
0
−8
−6
−4
−2
0
2
4
6
8

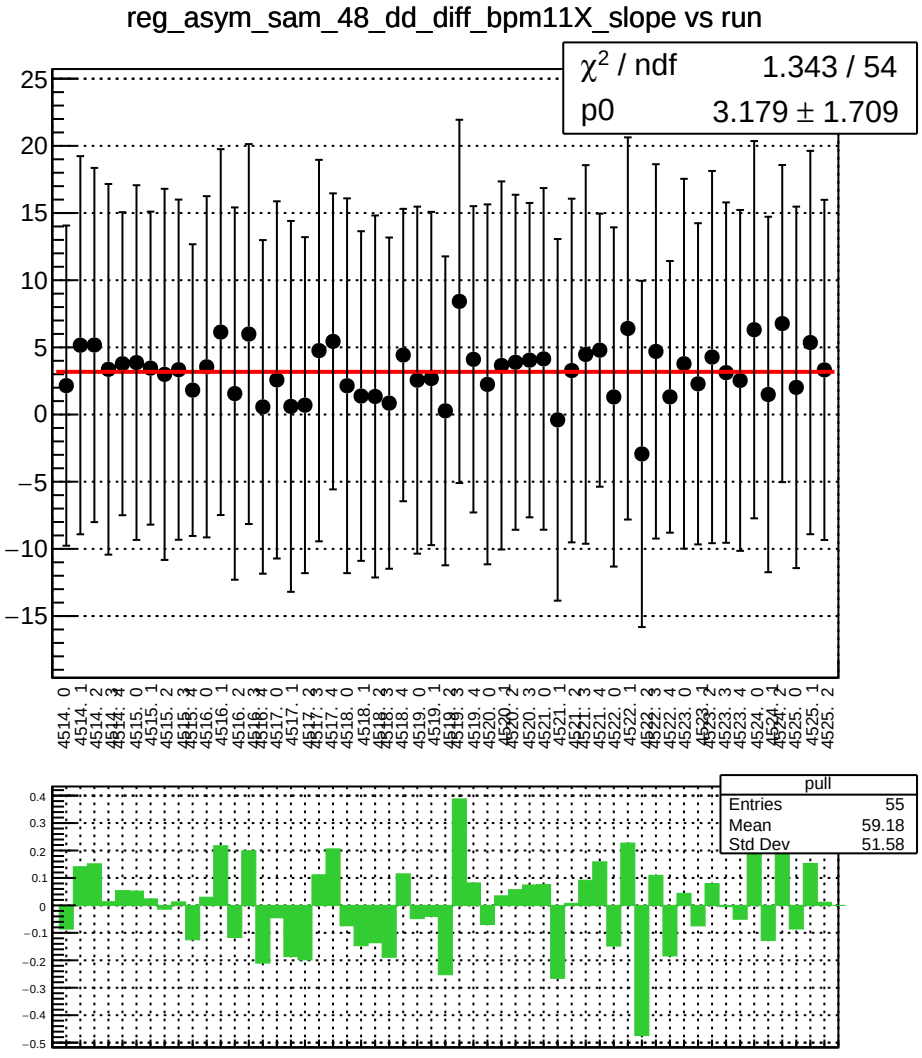
reg_asym_sam_48_dd_diff_bpm11X_slope vs run
χ² / ndf 1.343 / 54
p0 3.179 ± 1.709
pull
Entries 55
Mean 59.18
Std Dev 51.58

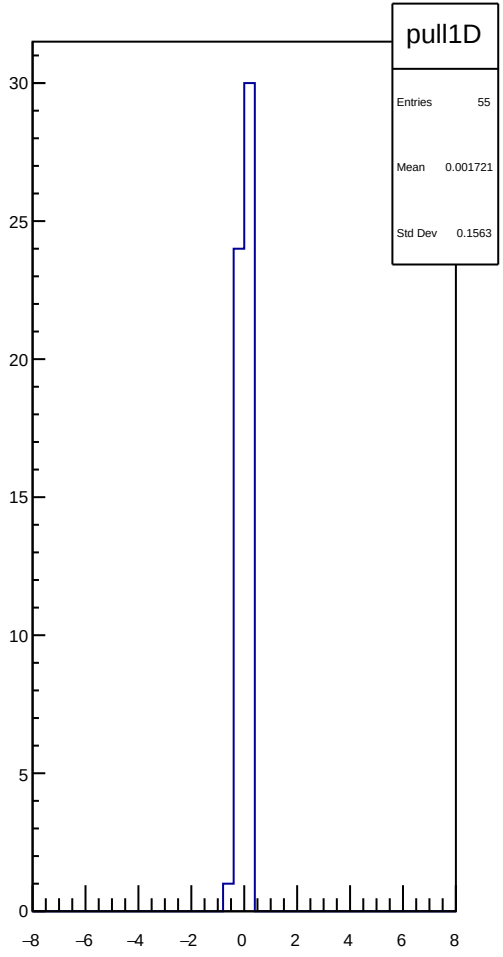
pull1D
Entries 55
Mean 0.001721
Std Dev 0.1563

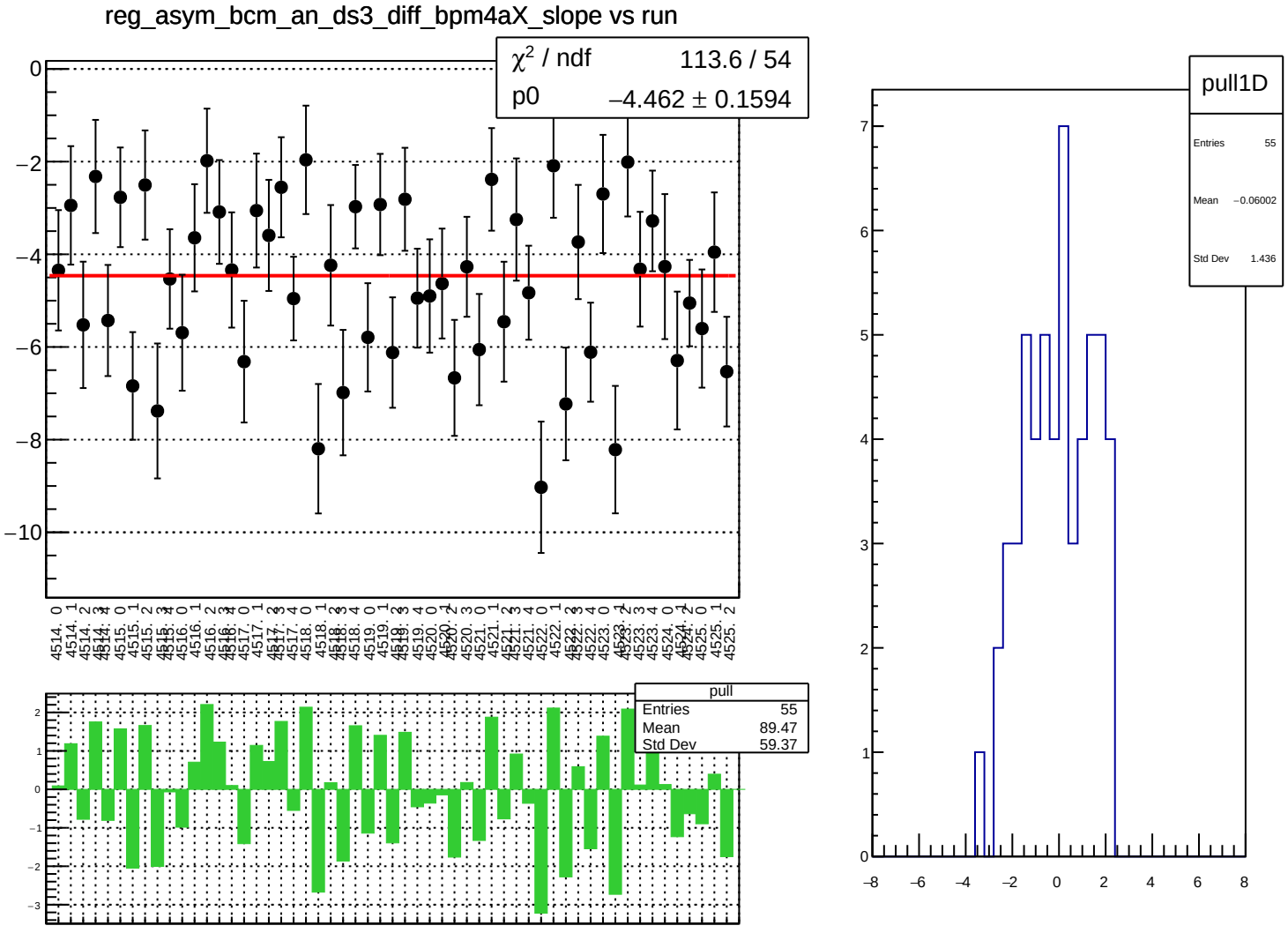
reg_asym_bcm_an_ds3_diff_bpm4aX_slope vs run
χ² / ndf 113.6 / 54
p0 −4.462 ± 0.1594
pull
Entries 55
Mean 89.47
Std Dev 59.37
pull1D
Entries 55
Mean −0.06002
Std Dev 1.436

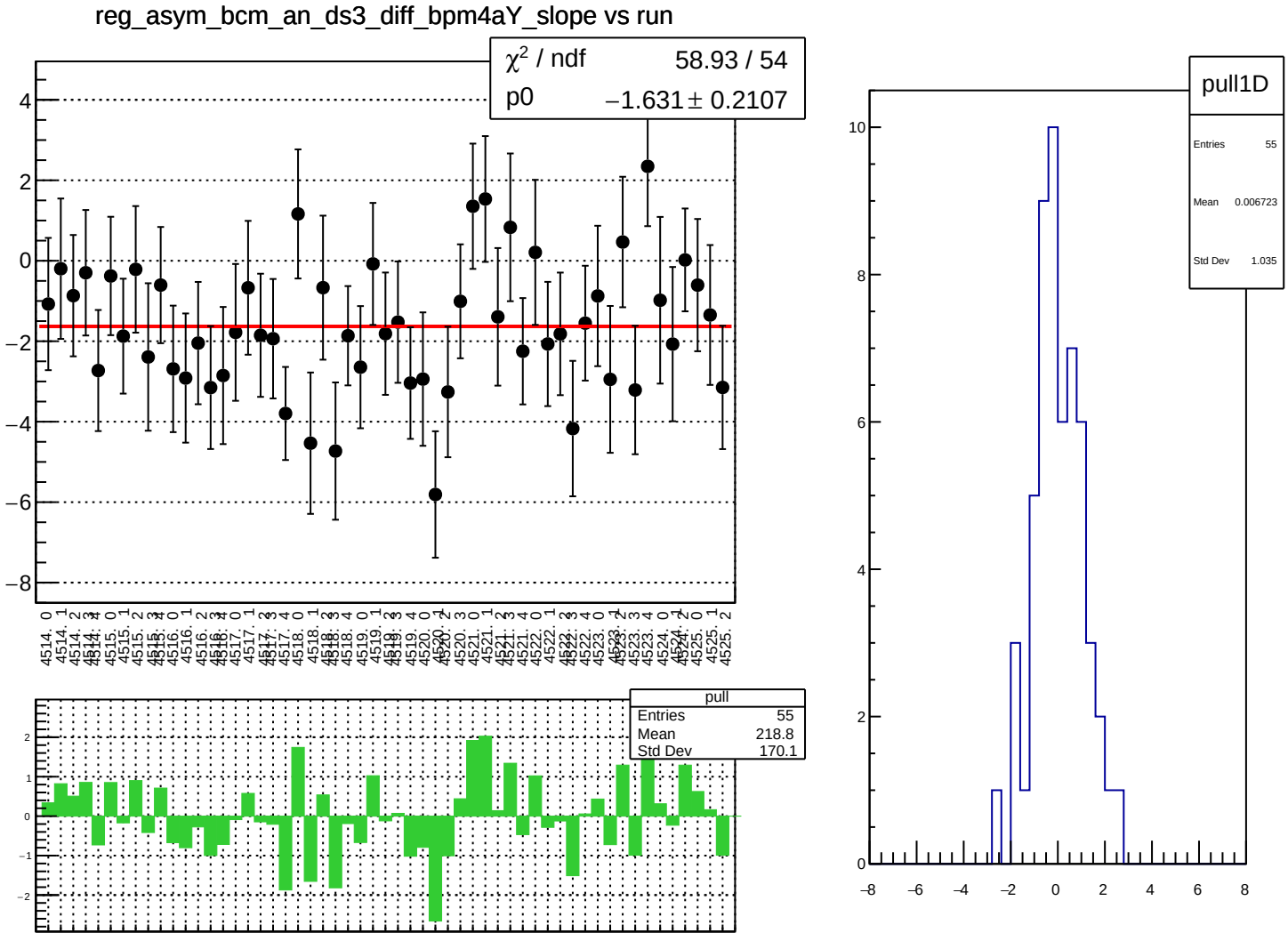
reg_asym_bcm_an_ds3_diff_bpm4aY_slope vs run
χ² / ndf 58.93 / 54
p0 −1.631 ± 0.2107
pull
Entries 55
Mean 218.8
Std Dev 170.1
pull1D
Entries 55
Mean 0.006723
Std Dev 1.035

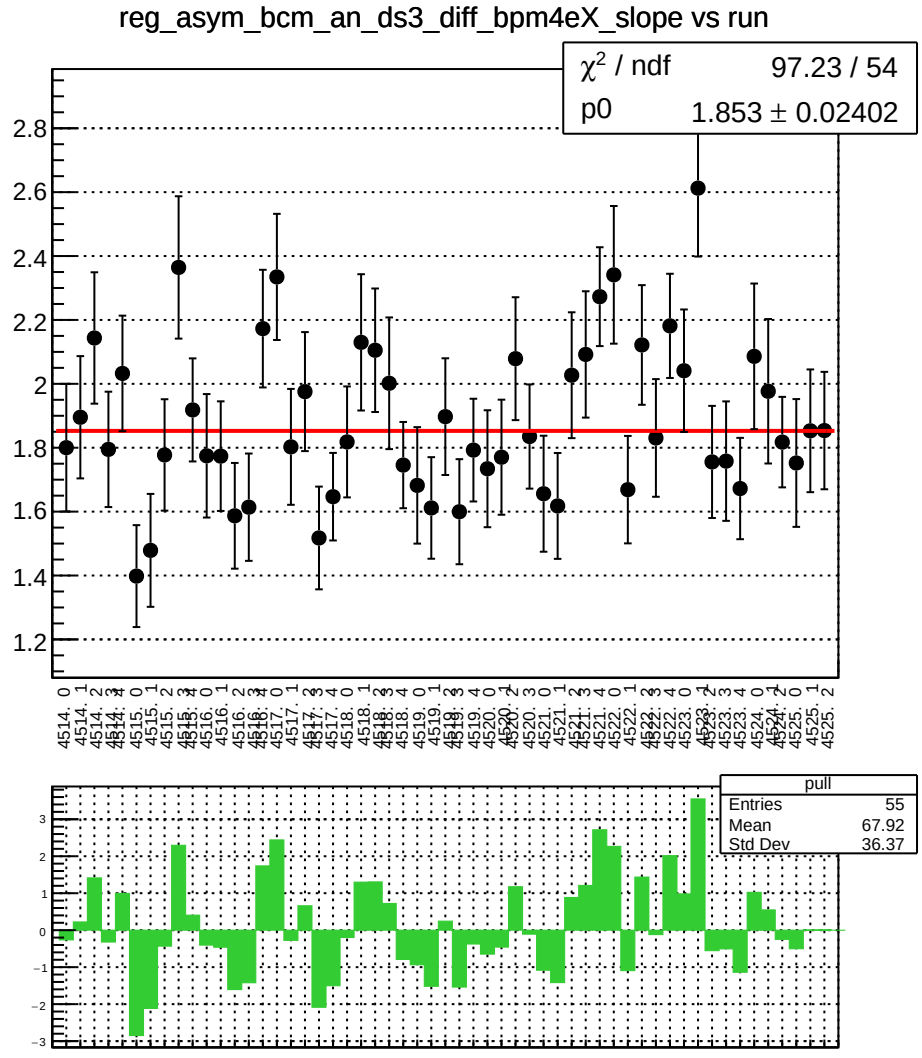
reg_asym_bcm_an_ds3_diff_bpm4eX_slope vs run
χ² / ndf 97.23 / 54
p0 1.853 ± 0.02402
pull
Entries 55
Mean 67.92
Std Dev 36.37

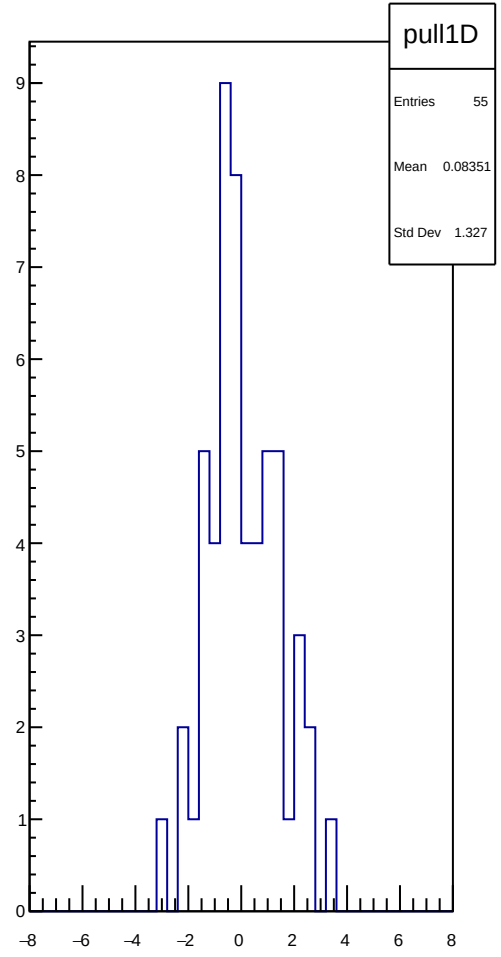
pull1D
Entries 55
Mean 0.08351
Std Dev 1.327

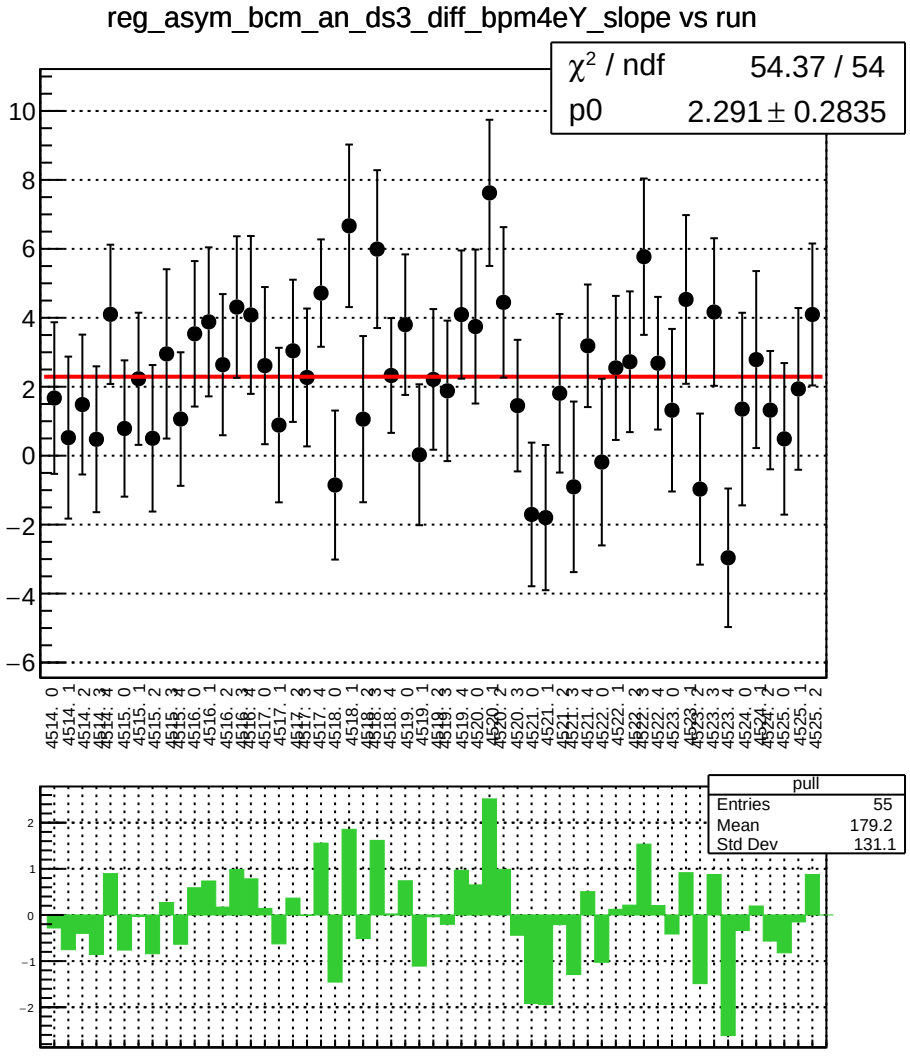
reg_asym_bcm_an_ds3_diff_bpm4eY_slope vs run
χ² / ndf 54.37 / 54
p0 2.291 ± 0.2835
pull
Entries 55
Mean 179.2
Std Dev 131.1

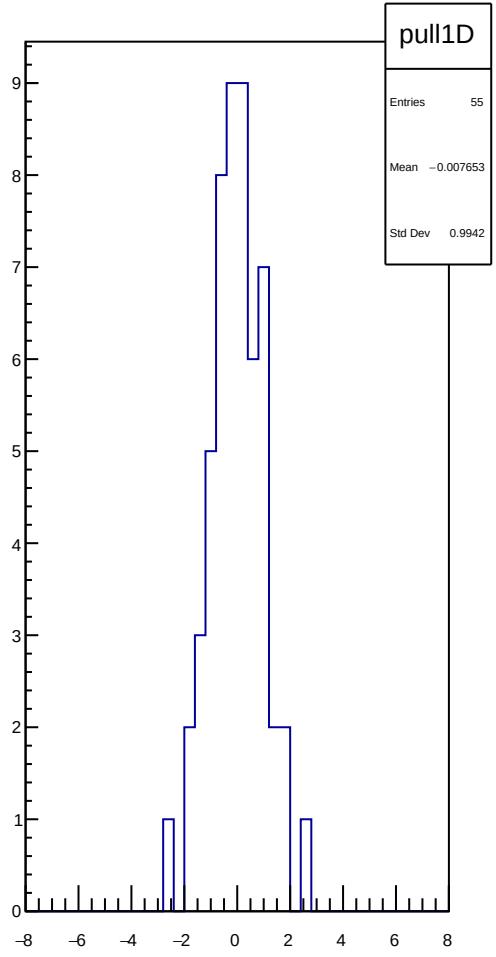
pull1D
Entries 55
Mean −0.007653
Std Dev 0.9942

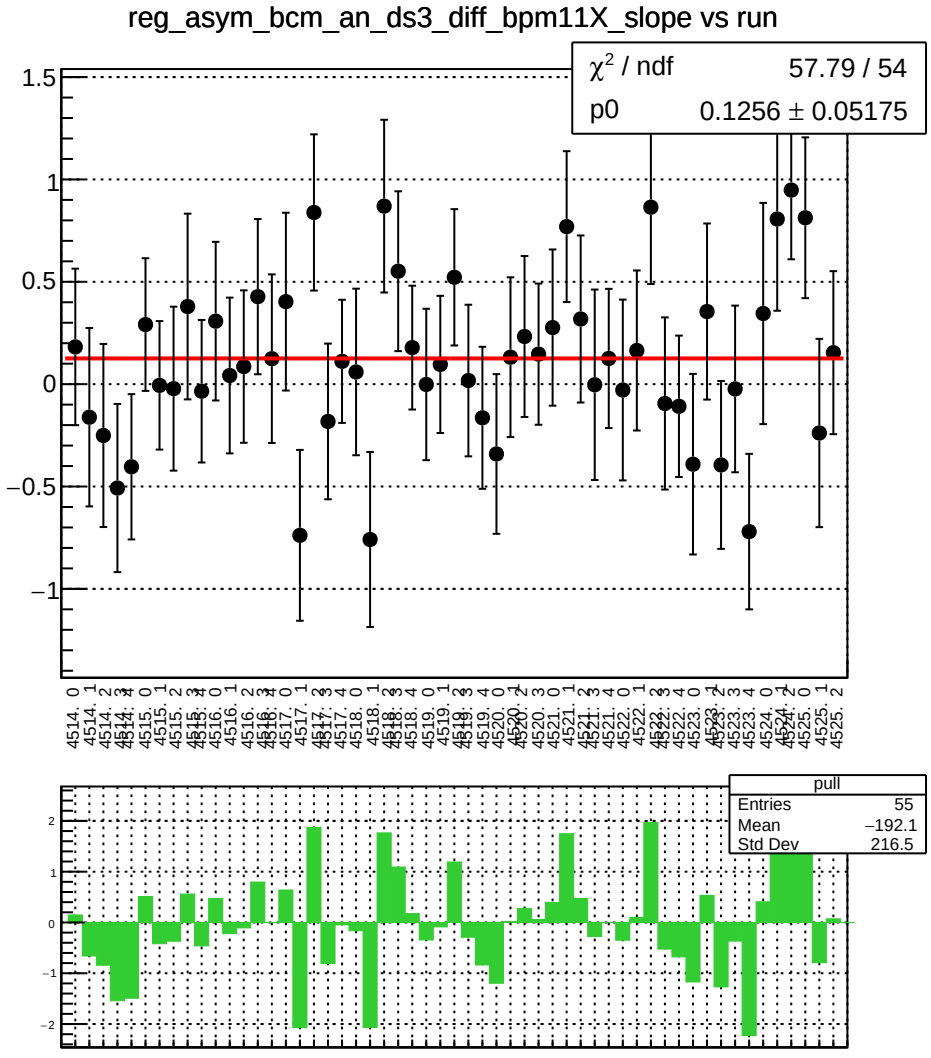
reg_asym_bcm_an_ds3_diff_bpm11X_slope vs run
χ² / ndf 57.79 / 54
p0 0.1256 ± 0.05175
pull
Entries 55
Mean −192.1
Std Dev 216.5

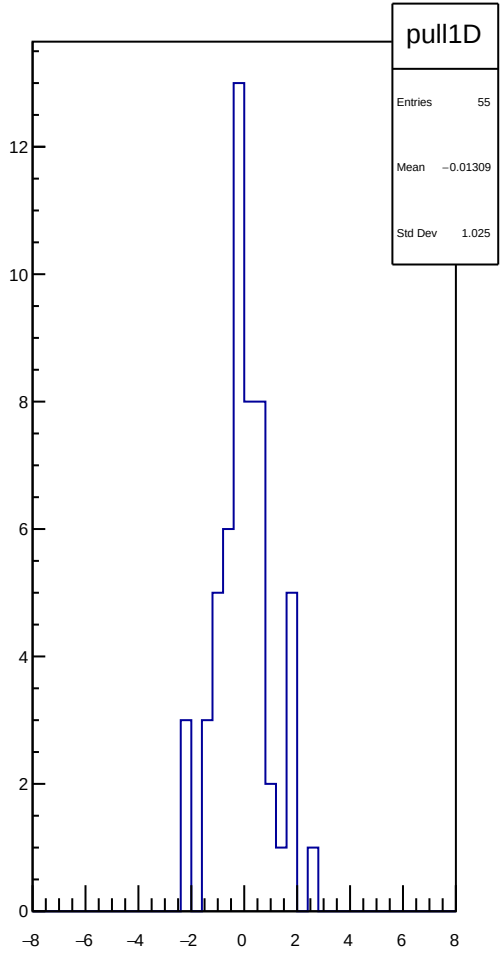
pull1D
Entries 55
Mean −0.01309
Std Dev 1.025

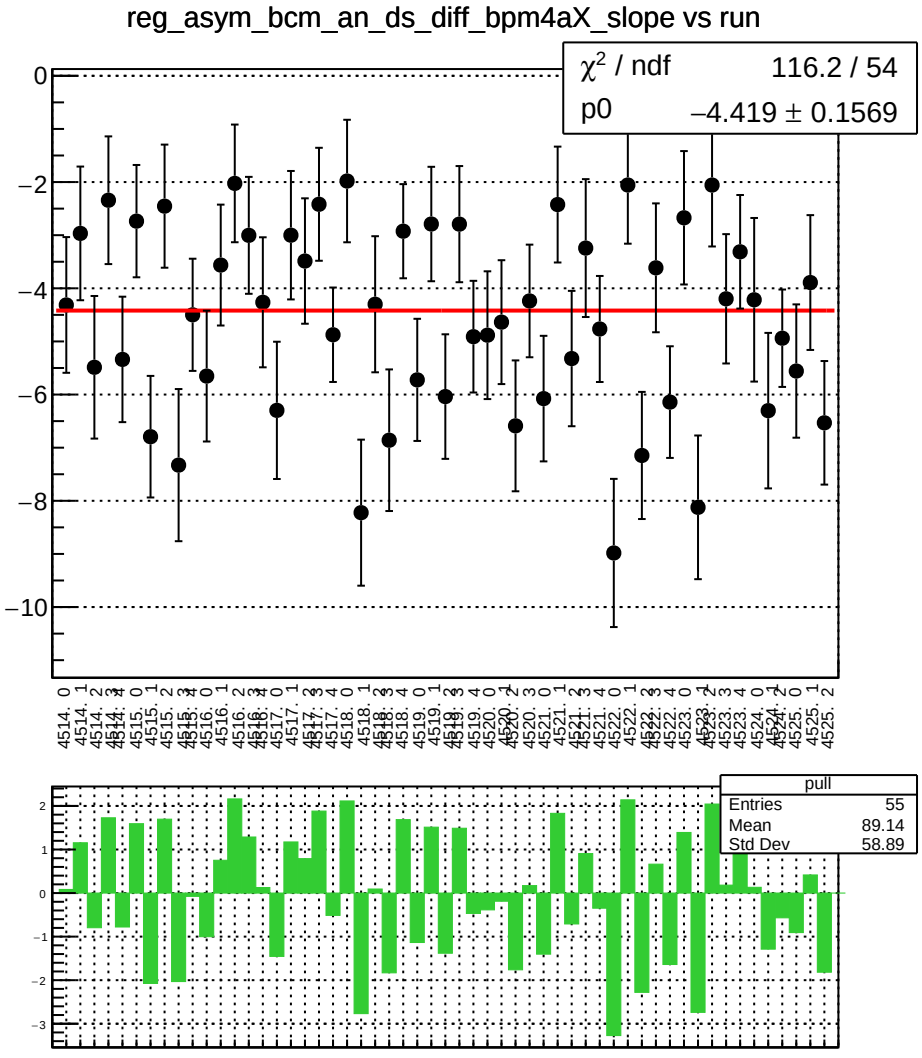
reg_asym_bcm_an_ds_diff_bpm4aX_slope vs run
χ² / ndf 116.2 / 54
p0 −4.419 ± 0.1569
pull
Entries 55
Mean 89.14
Std Dev 58.89

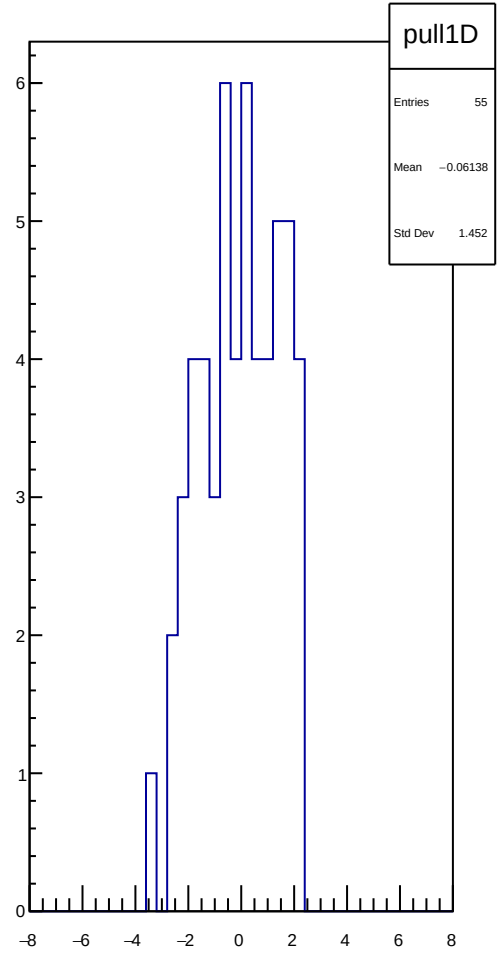
pull1D
Entries 55
Mean −0.06138
Std Dev 1.452

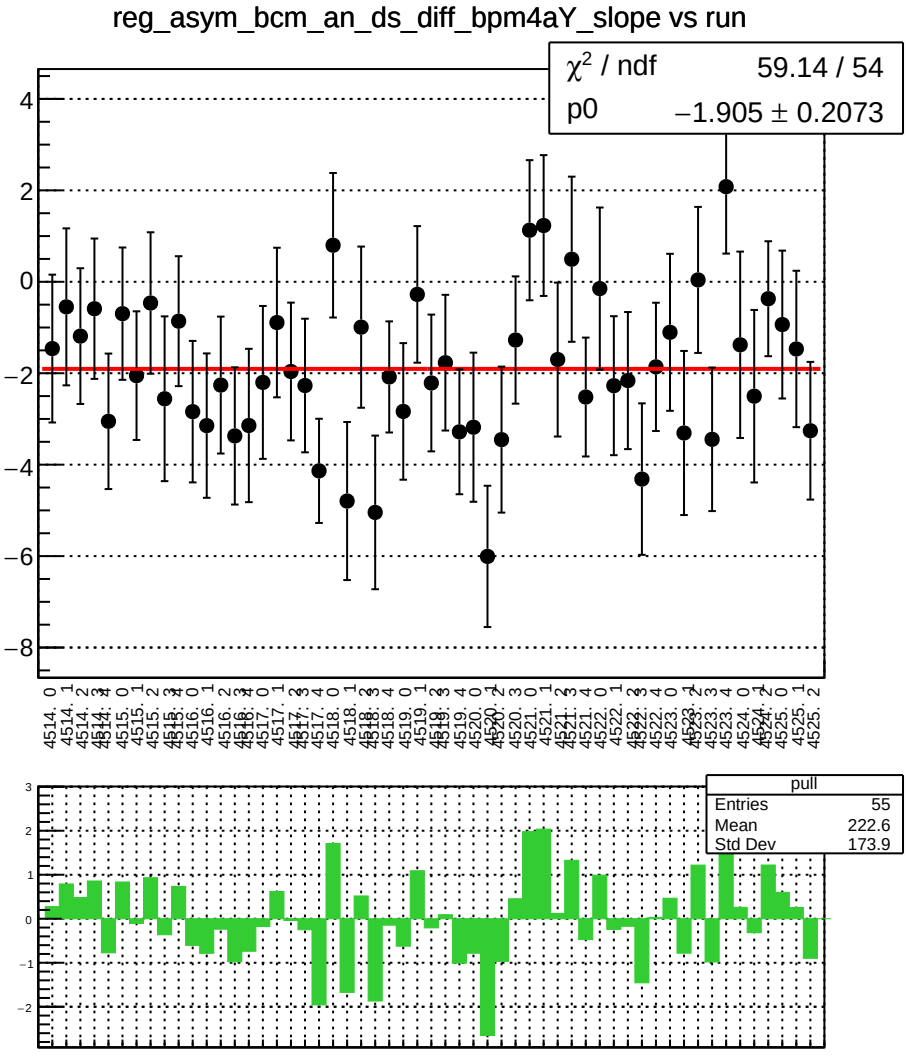
reg_asym_bcm_an_ds_diff_bpm4aY_slope vs run
χ² / ndf 59.14 / 54
p0 −1.905 ± 0.2073
pull
Entries 55
Mean 222.6
Std Dev 173.9

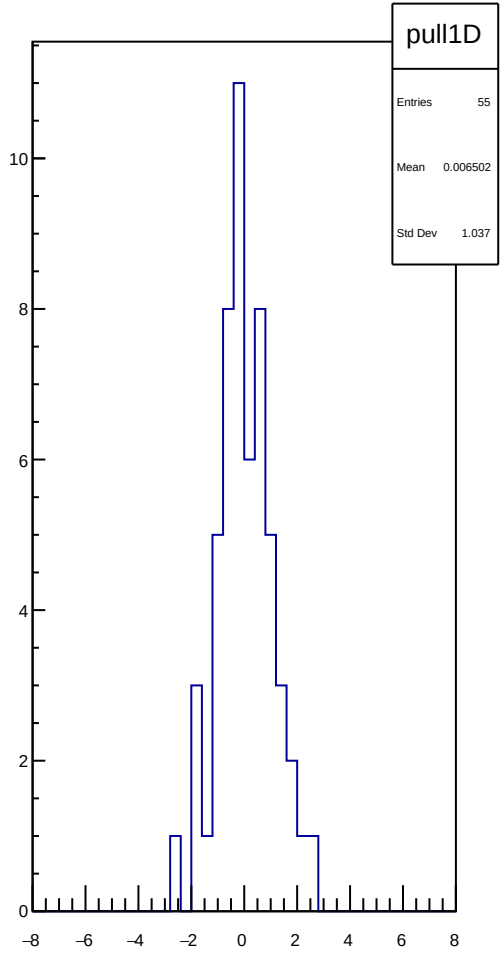
pull1D
Entries 55
Mean 0.006502
Std Dev 1.037

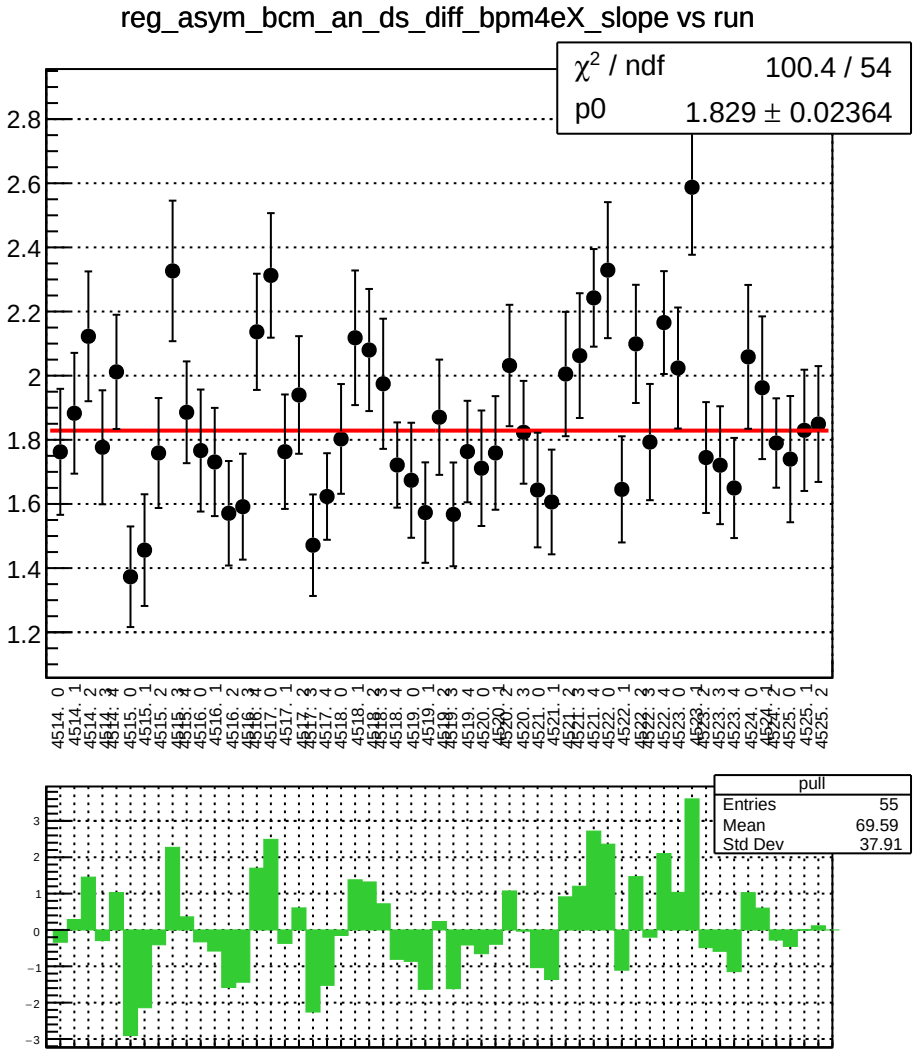
reg_asym_bcm_an_ds_diff_bpm4eX_slope vs run
χ² / ndf 100.4 / 54
p0 1.829 ± 0.02364
pull
Entries 55
Mean 69.59
Std Dev 37.91

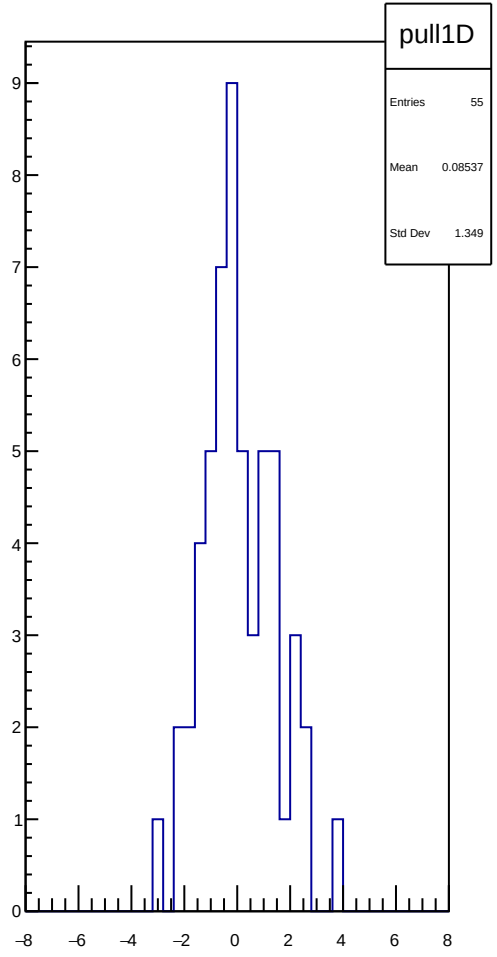
pull1D
Entries 55
Mean 0.08537
Std Dev 1.349

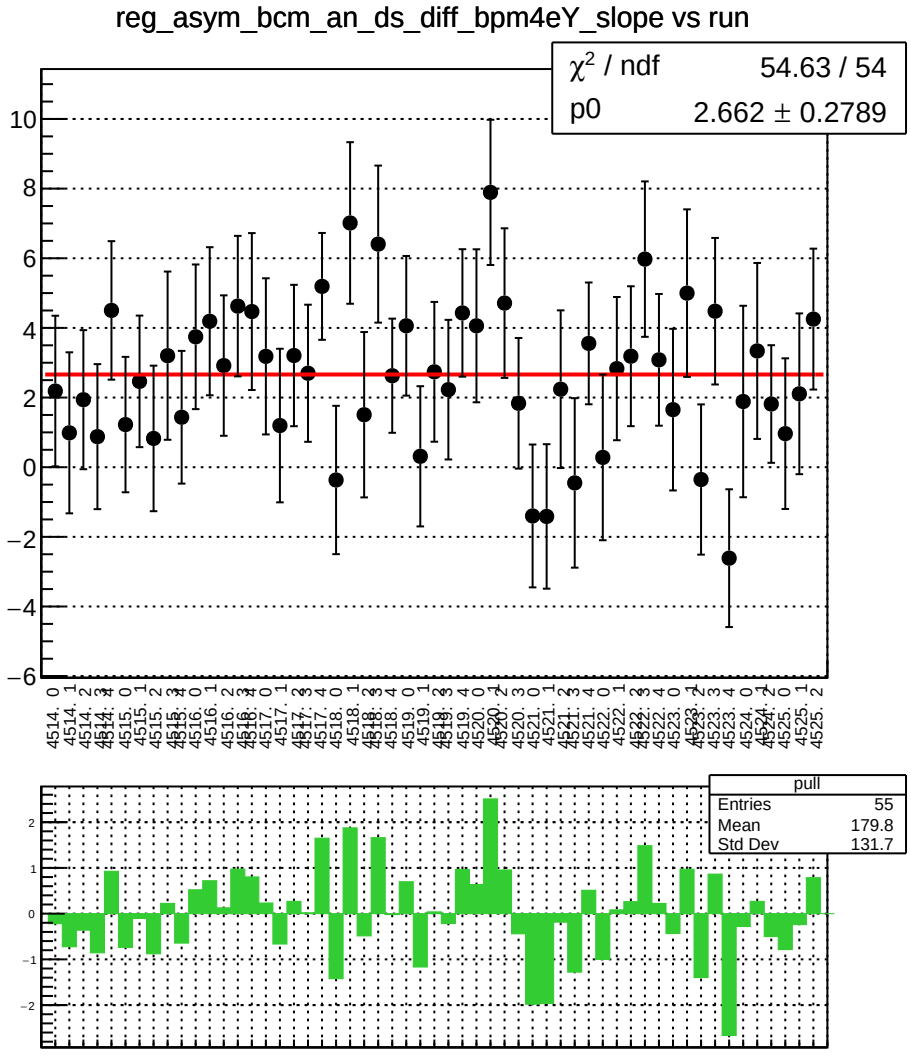
reg_asym_bcm_an_ds_diff_bpm4eY_slope vs run
χ² / ndf 54.63 / 54
p0 2.662 ± 0.2789
pull
Entries 55
Mean 179.8
Std Dev 131.7

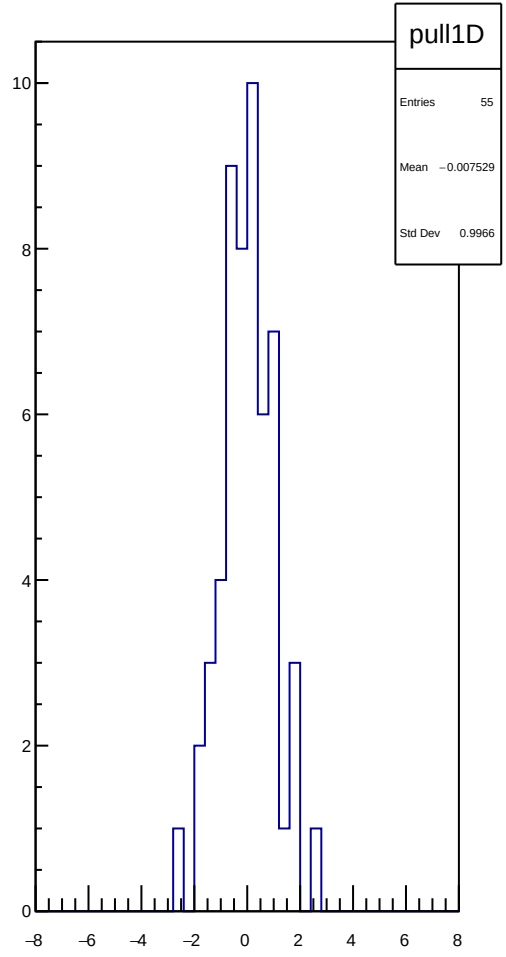
pull1D
Entries 55
Mean −0.007529
Std Dev 0.9966

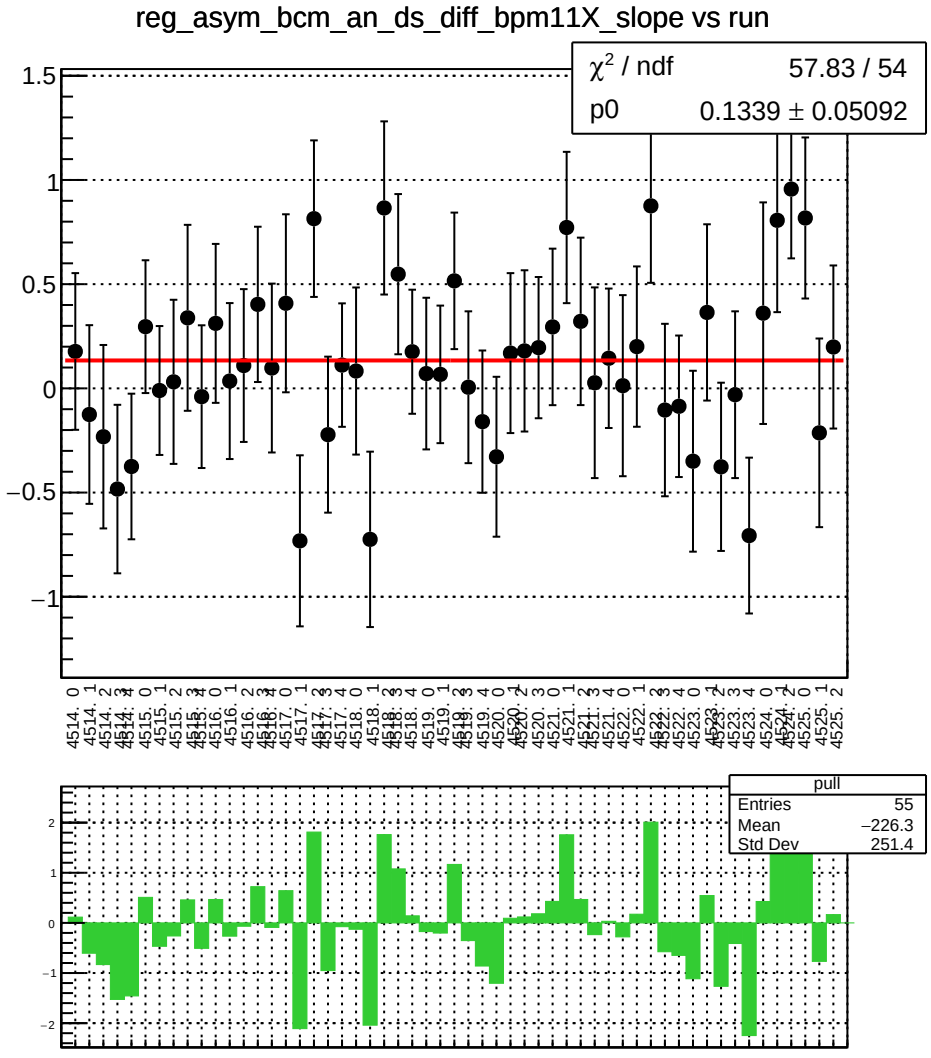
reg_asym_bcm_an_ds_diff_bpm11X_slope vs run
χ² / ndf 57.83 / 54
p0 0.1339 ± 0.05092
pull
Entries 55
Mean −226.3
Std Dev 251.4

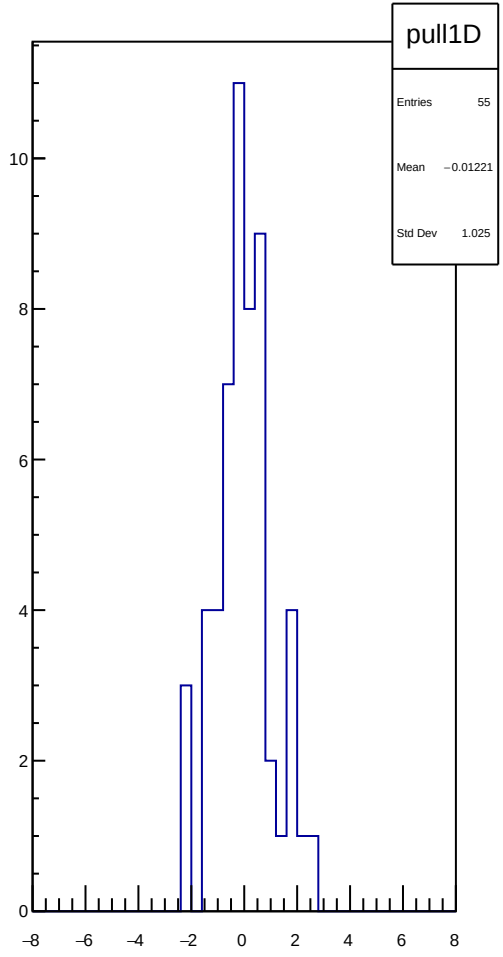
pull1D
Entries 55
Mean −0.01221
Std Dev 1.025

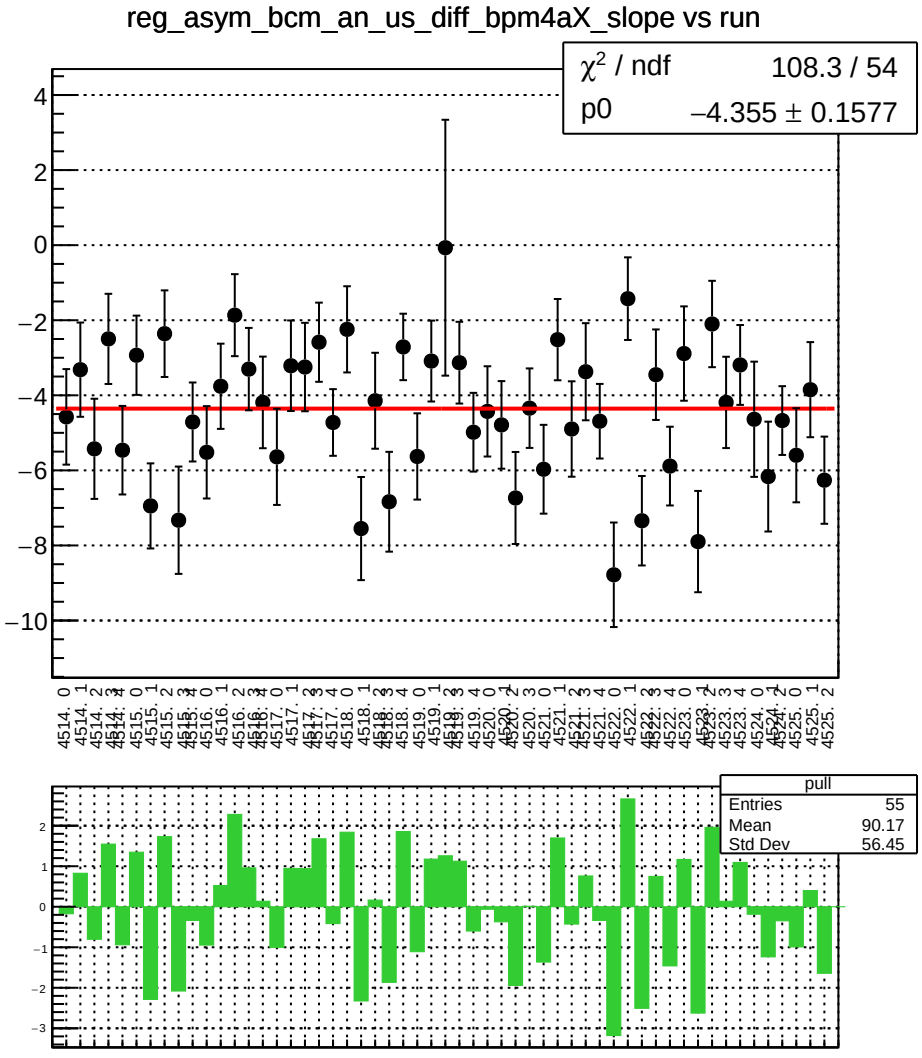
reg_asym_bcm_an_us_diff_bpm4aX_slope vs run
χ² / ndf 108.3 / 54
p0 −4.355 ± 0.1577
pull
Entries 55
Mean 90.17
Std Dev 56.45

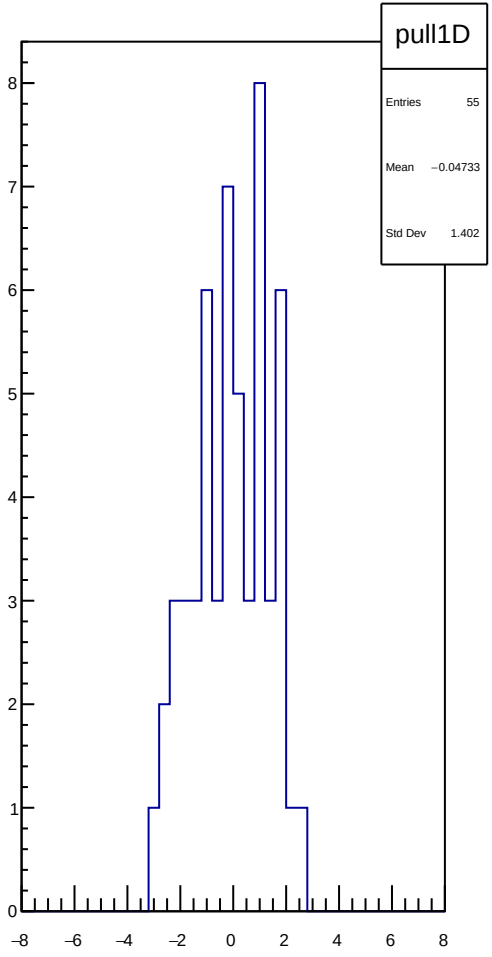
pull1D
Entries 55
Mean −0.04733
Std Dev 1.402

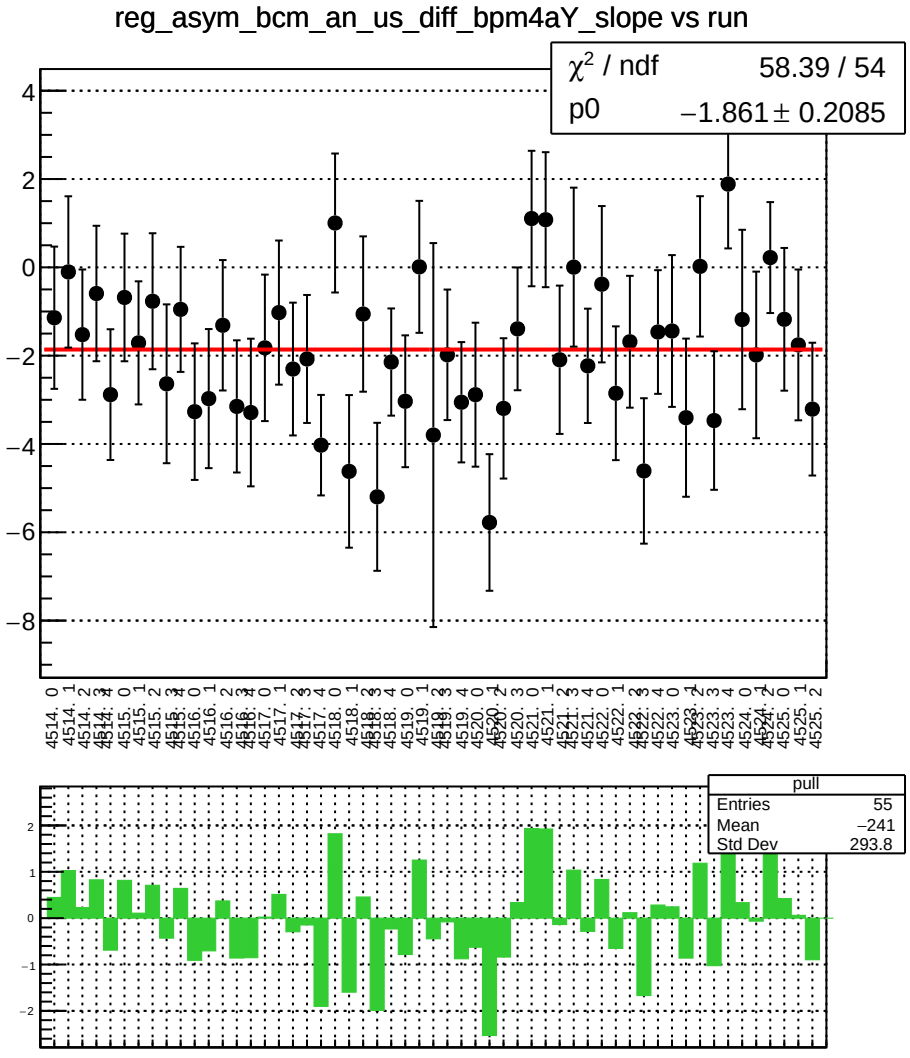
reg_asym_bcm_an_us_diff_bpm4aY_slope vs run
χ² / ndf 58.39 / 54
p0 −1.861 ± 0.2085
pull
Entries 55
Mean −241
Std Dev 293.8

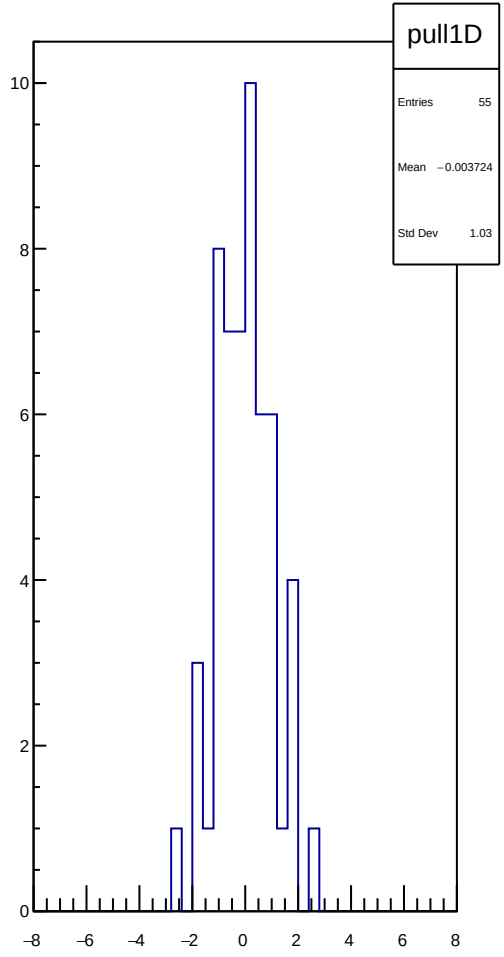
pull1D
Entries 55
Mean −0.003724
Std Dev 1.03

reg_asym_bcm_an_us_diff_bpm4eX_slope vs run

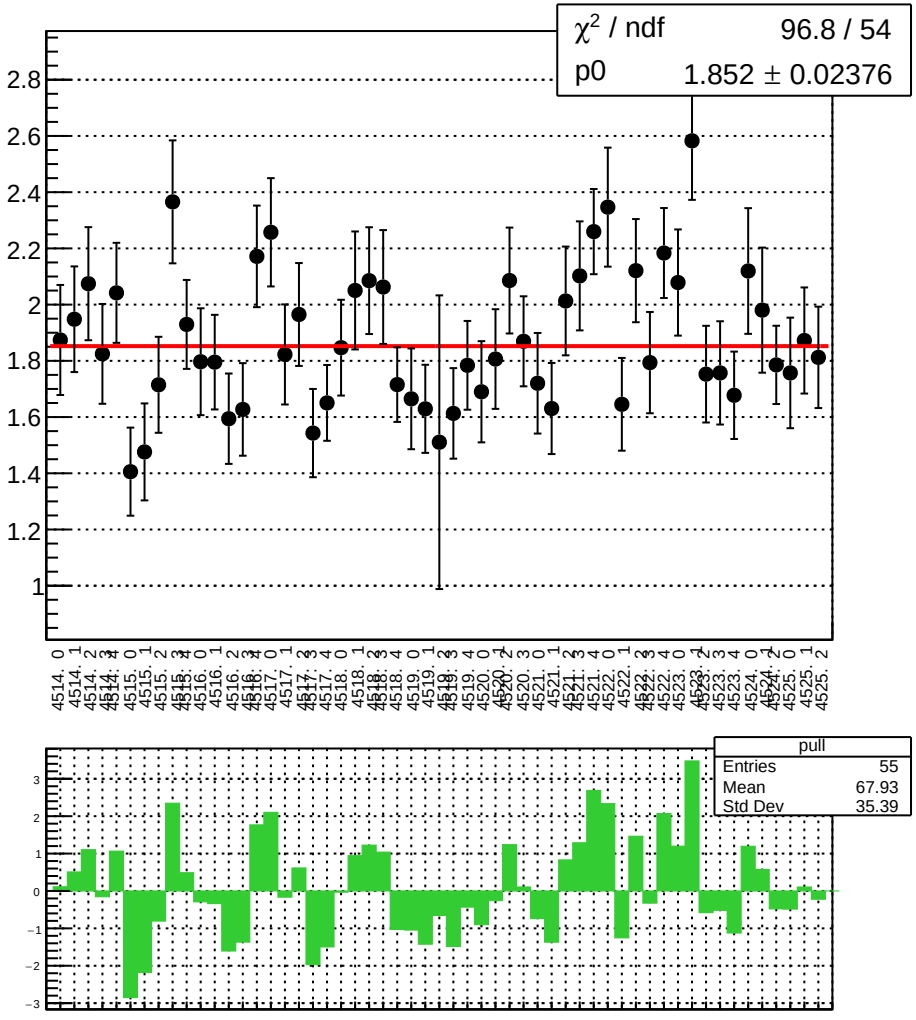

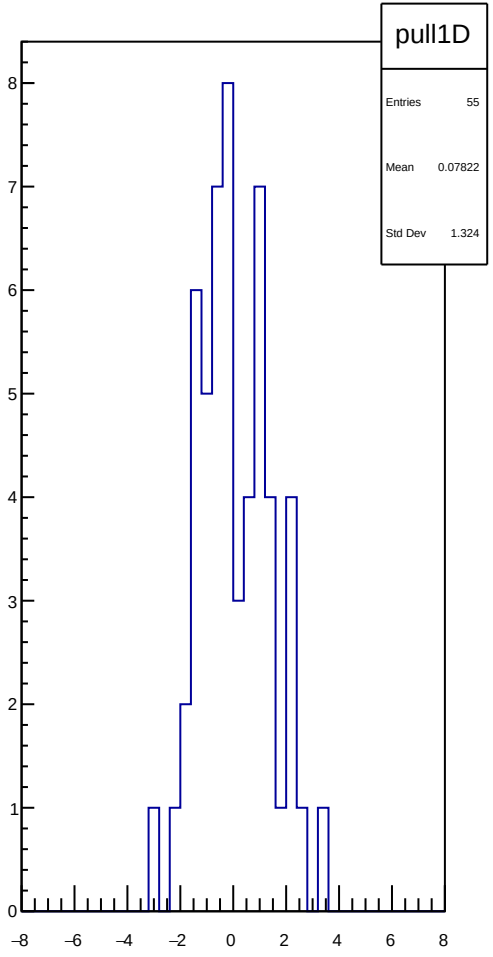

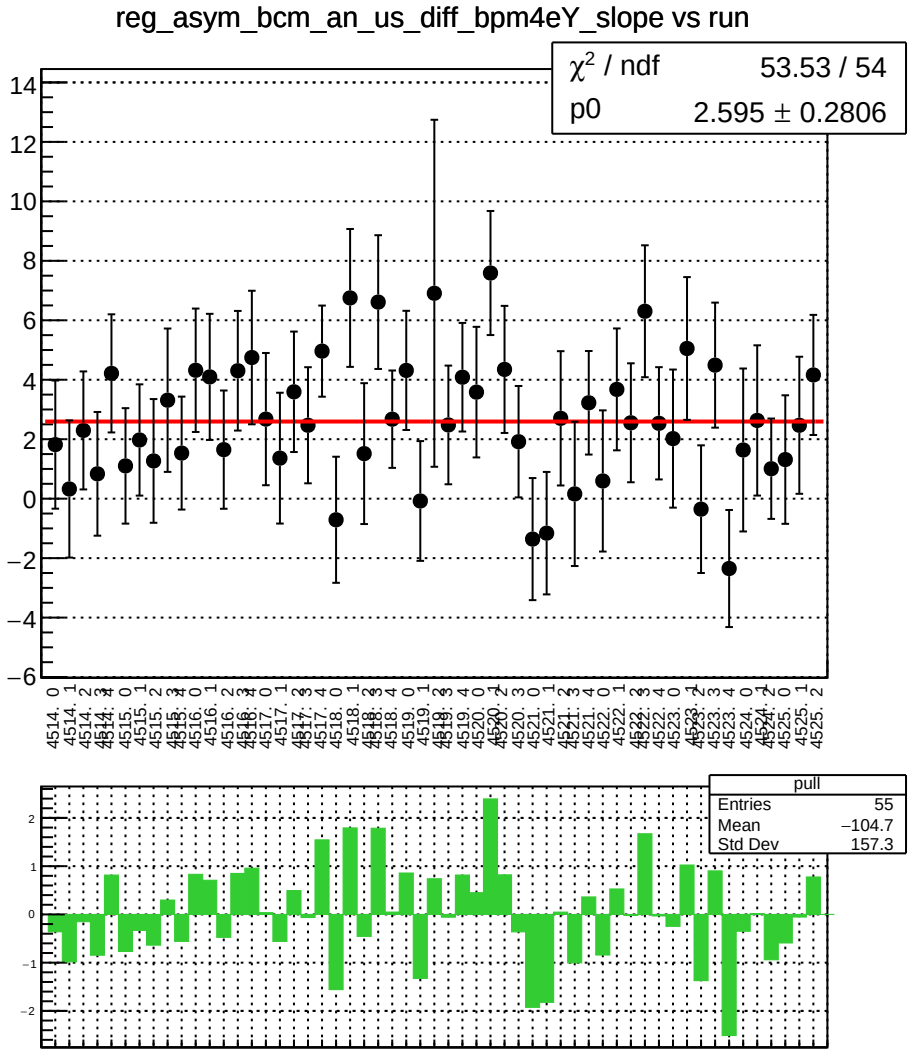
reg_asym_bcm_an_us_diff_bpm4eY_slope vs run
χ² / ndf 53.53 / 54
p0 2.595 ± 0.2806
pull
Entries 55
Mean −104.7
Std Dev 157.3

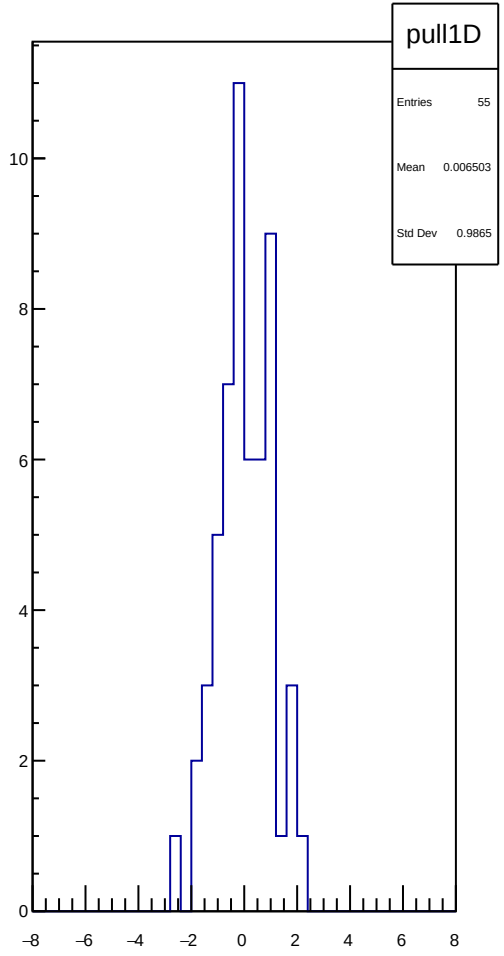
pull1D
Entries 55
Mean 0.006503
Std Dev 0.9865

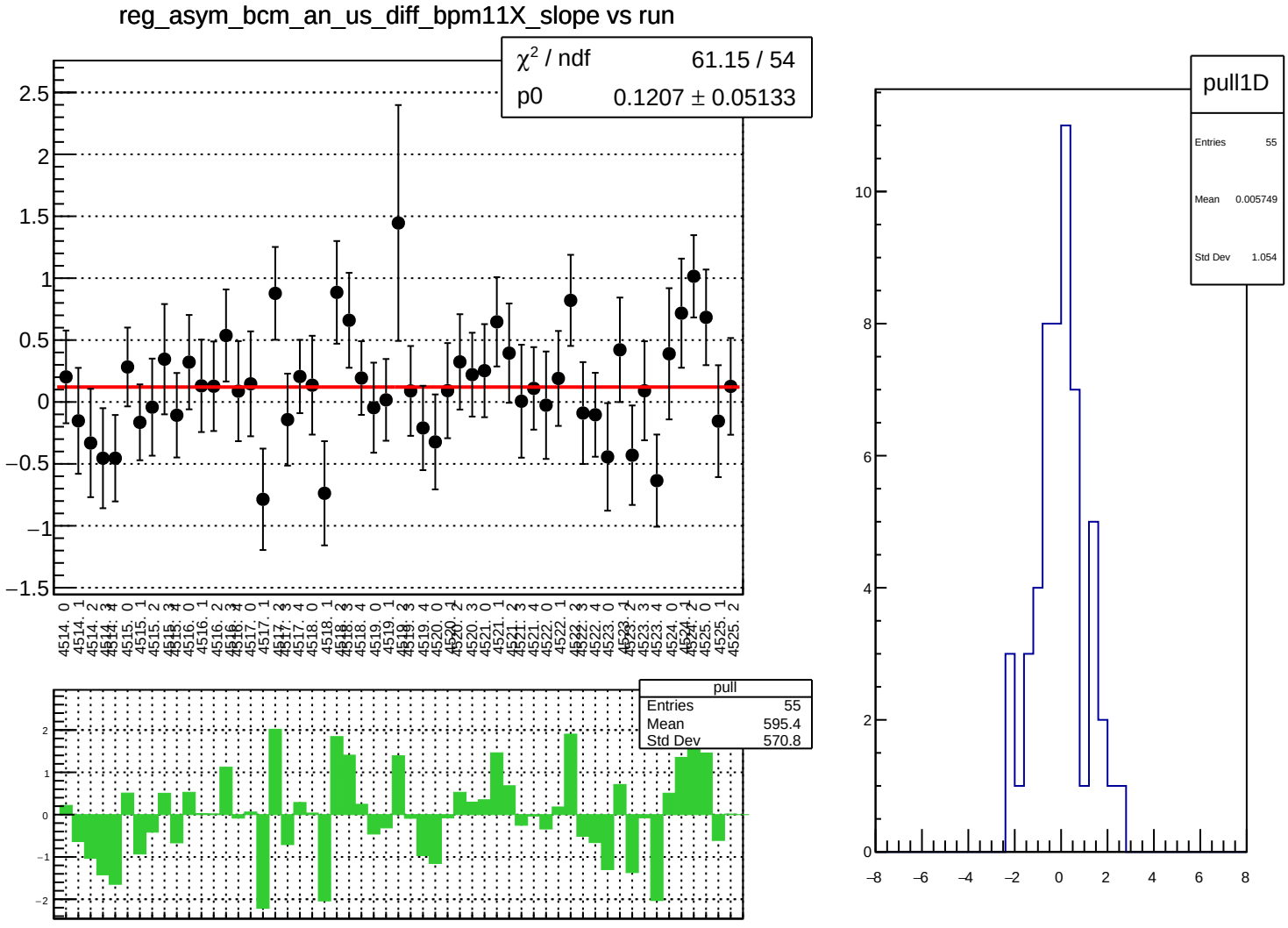
reg_asym_bcm_an_us_diff_bpm11X_slope vs run
χ² / ndf 61.15 / 54
p0 0.1207 ± 0.05133
pull
Entries 55
Mean 595.4
Std Dev 570.8
pull1D
Entries 55
Mean 0.005749
Std Dev 1.054

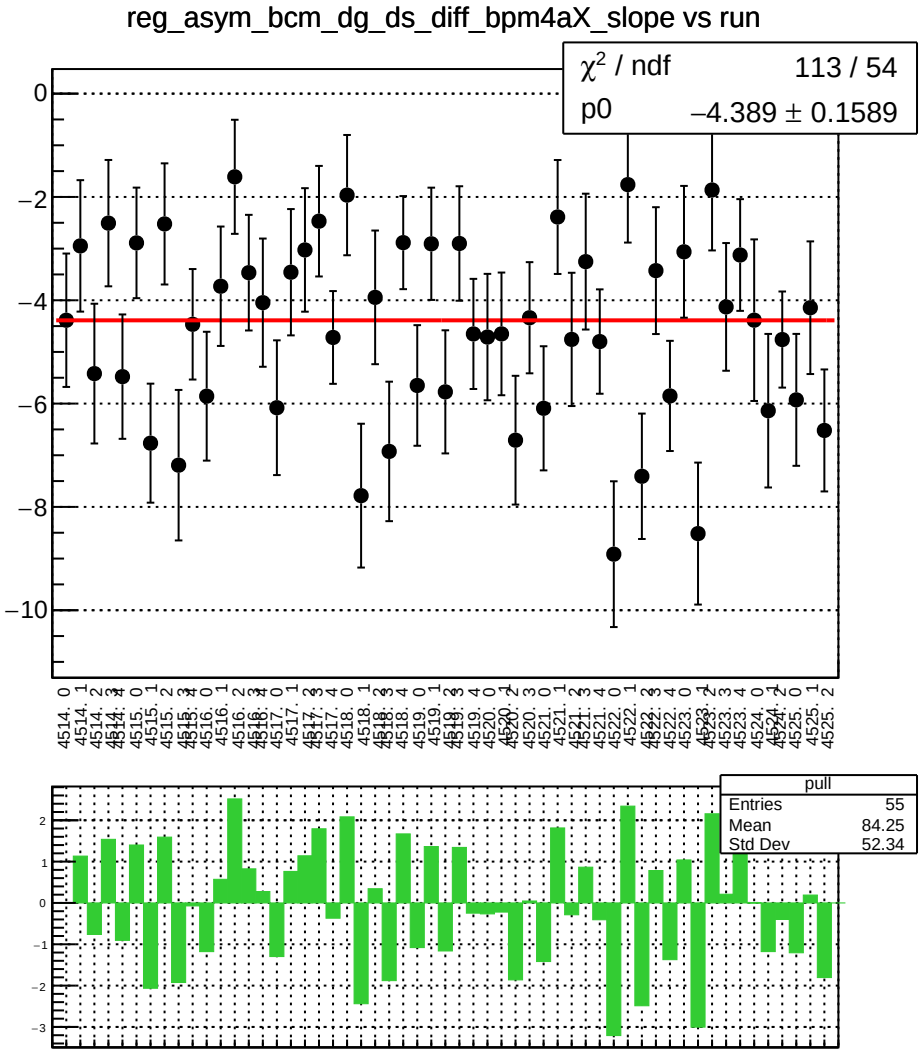
reg_asym_bcm_dg_ds_diff_bpm4aX_slope vs run
χ² / ndf 113 / 54
p0 −4.389 ± 0.1589
pull
Entries 55
Mean 84.25
Std Dev 52.34

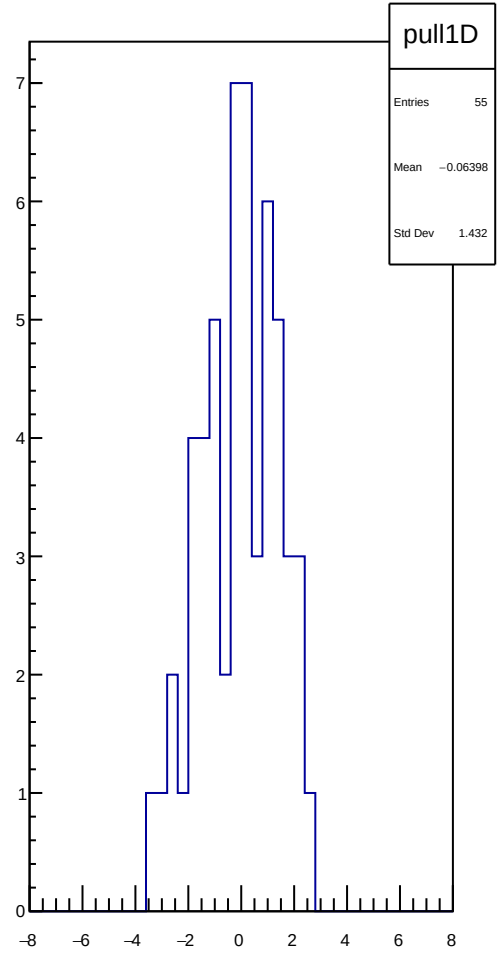
pull1D
Entries 55
Mean −0.06398
Std Dev 1.432

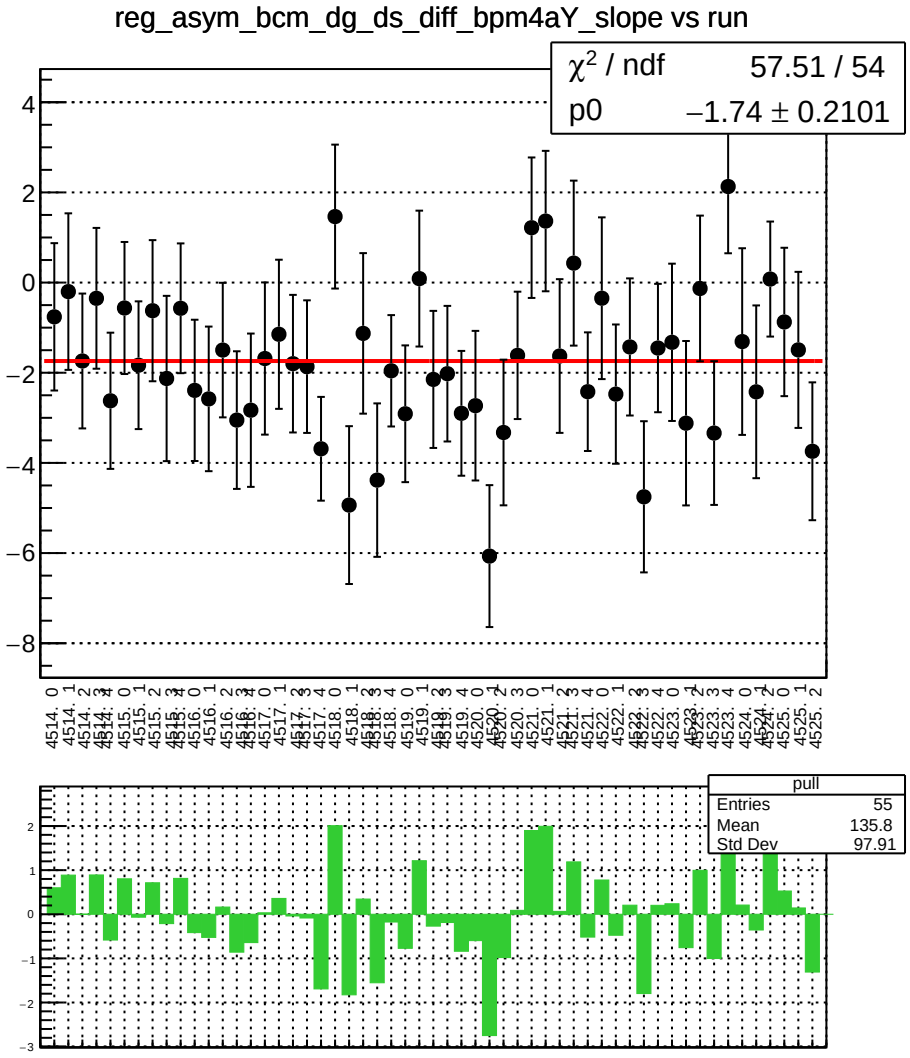
reg_asym_bcm_dg_ds_diff_bpm4aY_slope vs run
χ² / ndf 57.51 / 54
p0 −1.74 ± 0.2101
pull
Entries 55
Mean 135.8
Std Dev 97.91

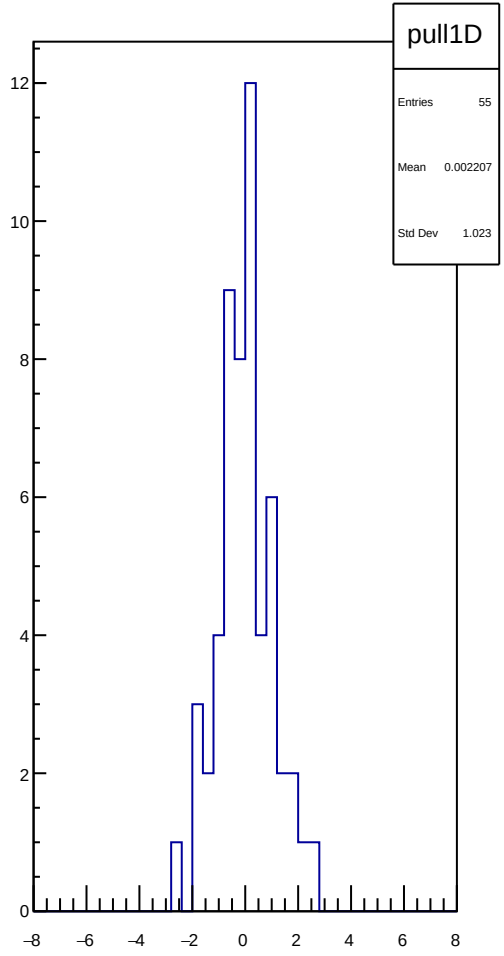
pull1D
Entries 55
Mean 0.002207
Std Dev 1.023

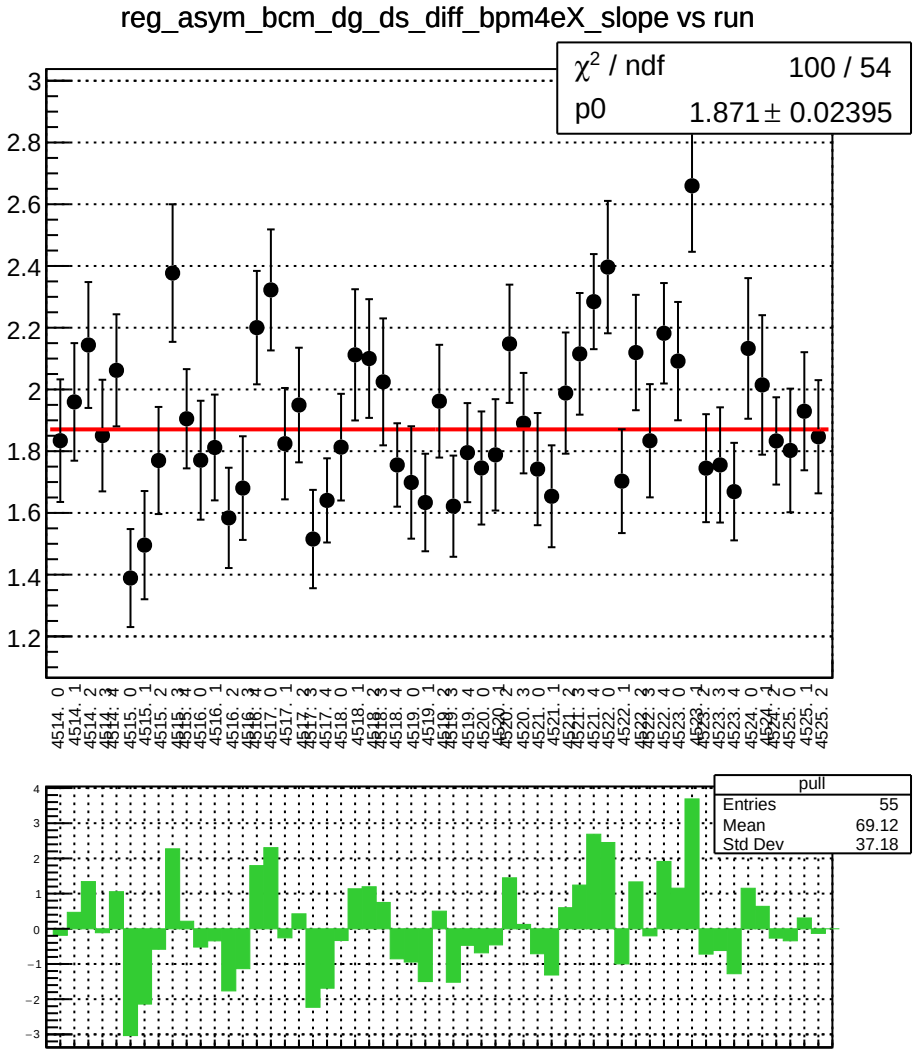
reg_asym_bcm_dg_ds_diff_bpm4eX_slope vs run
χ² / ndf 100 / 54
p0 1.871 ± 0.02395
pull
Entries 55
Mean 69.12
Std Dev 37.18

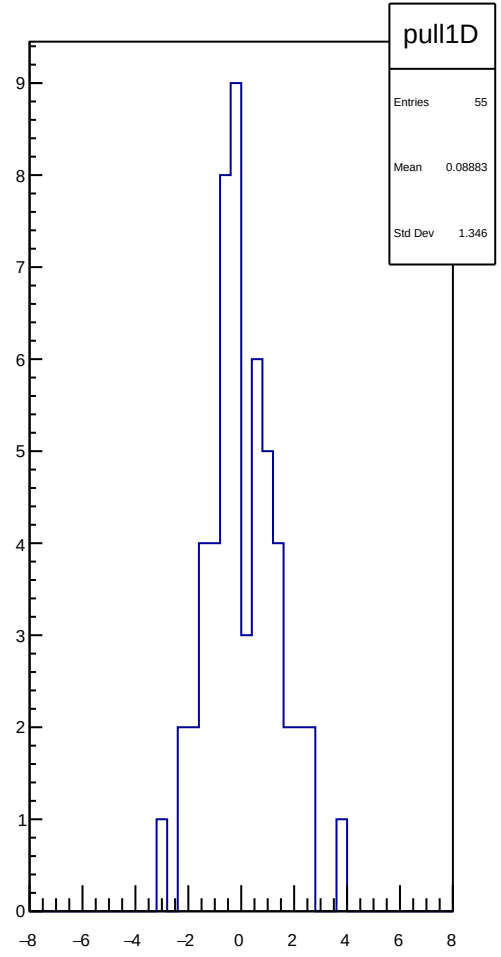
pull1D
Entries 55
Mean 0.08883
Std Dev 1.346

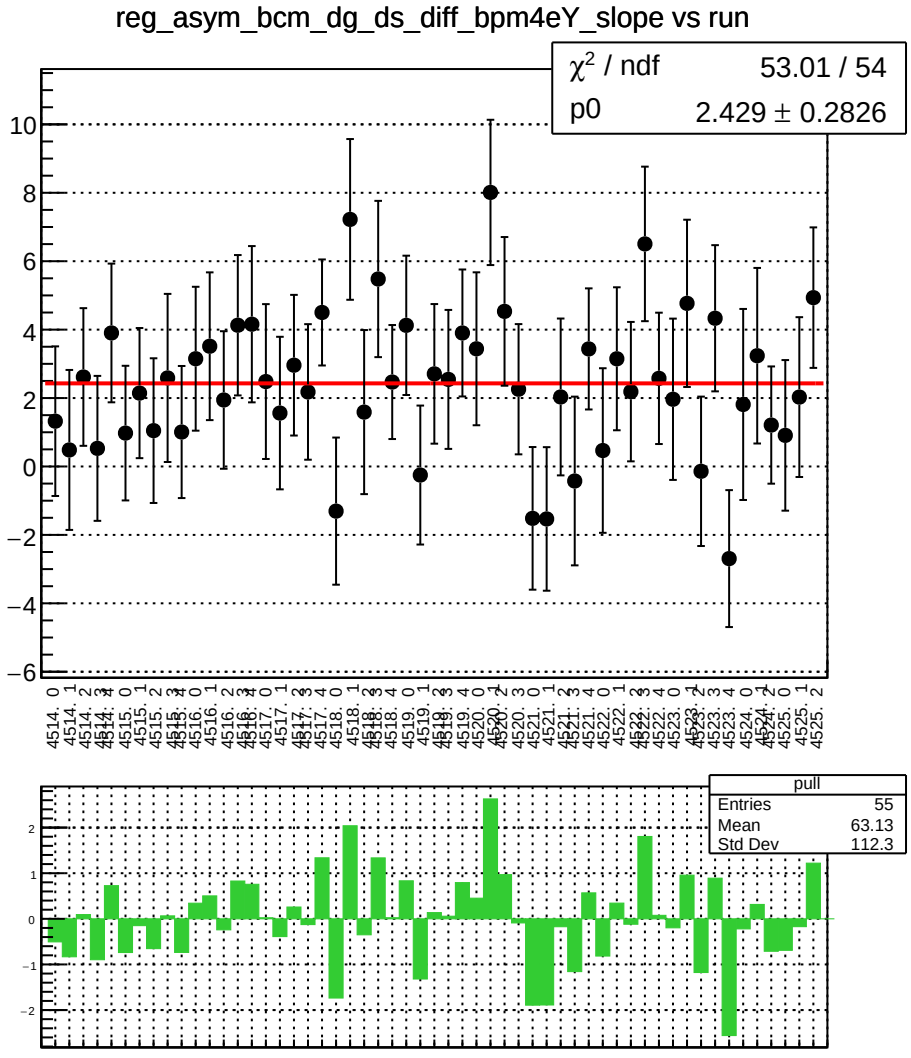
reg_asym_bcm_dg_ds_diff_bpm4eY_slope vs run
χ² / ndf 53.01 / 54
p0 2.429 ± 0.2826
pull
Entries 55
Mean 63.13
Std Dev 112.3

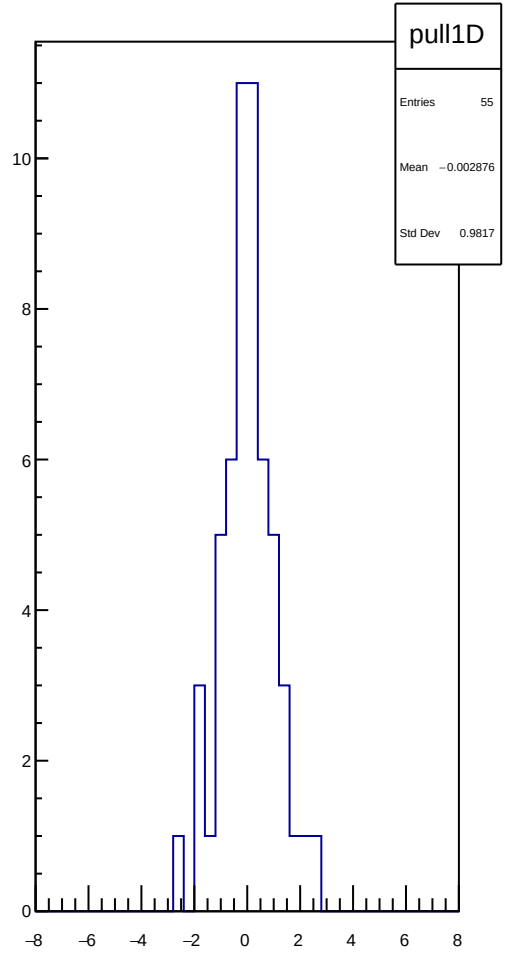
pull1D
Entries 55
Mean −0.002876
Std Dev 0.9817

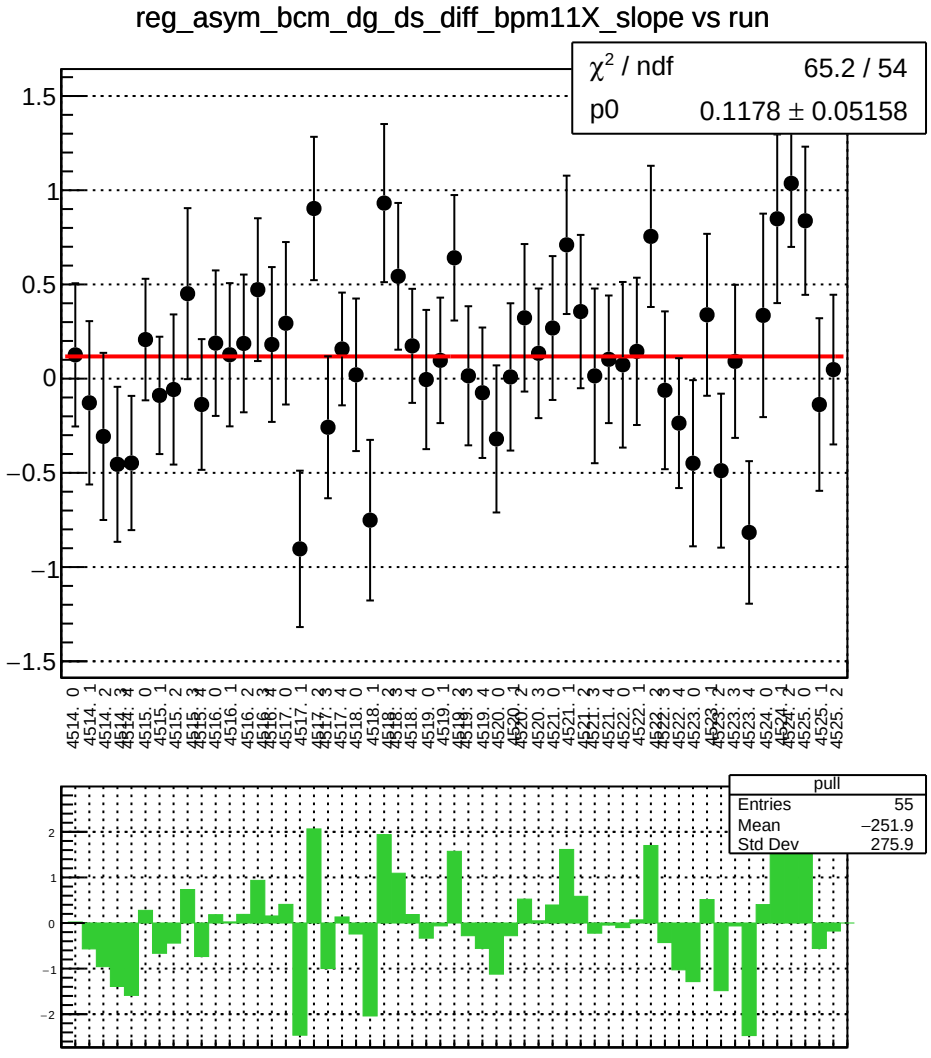
reg_asym_bcm_dg_ds_diff_bpm11X_slope vs run
χ² / ndf 65.2 / 54
p0 0.1178 ± 0.05158
pull
Entries 55
Mean −251.9
Std Dev 275.9

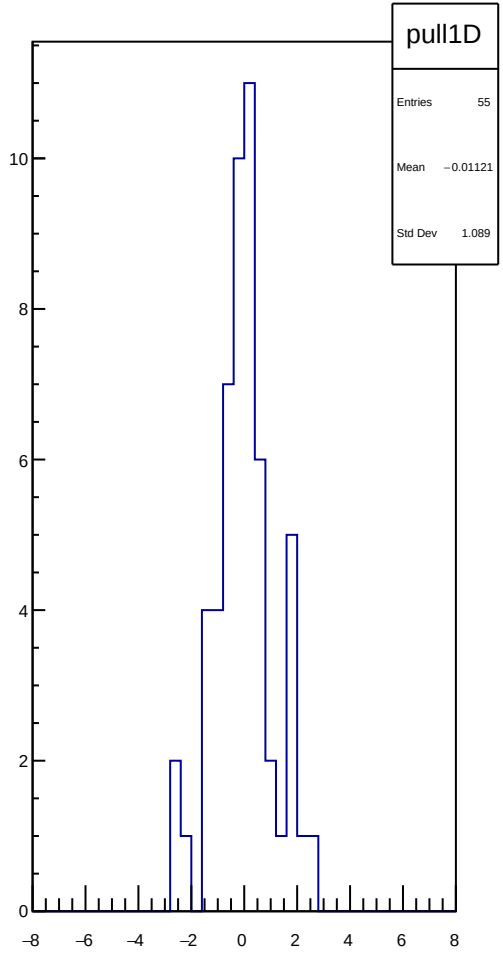
pull1D
Entries 55
Mean −0.01121
Std Dev 1.089

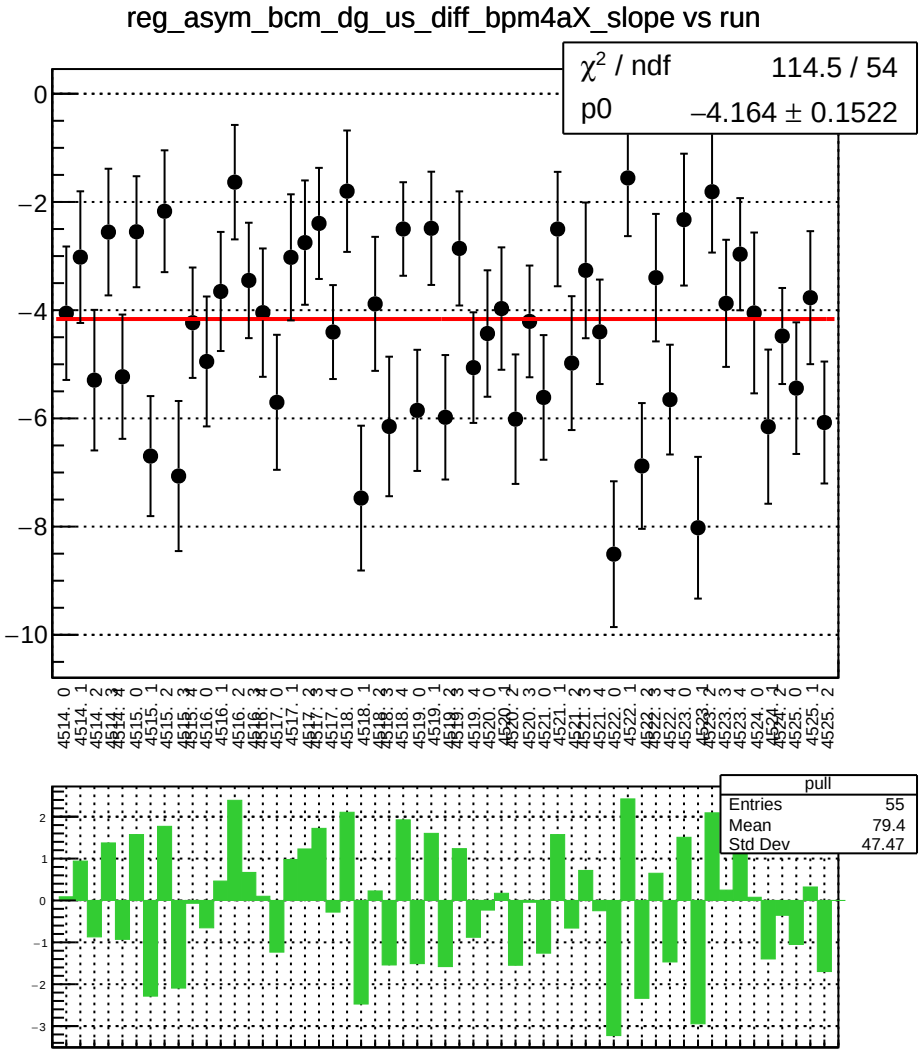
reg_asym_bcm_dg_us_diff_bpm4aX_slope vs run
χ² / ndf 114.5 / 54
p0 −4.164 ± 0.1522
pull
Entries 55
Mean 79.4
Std Dev 47.47

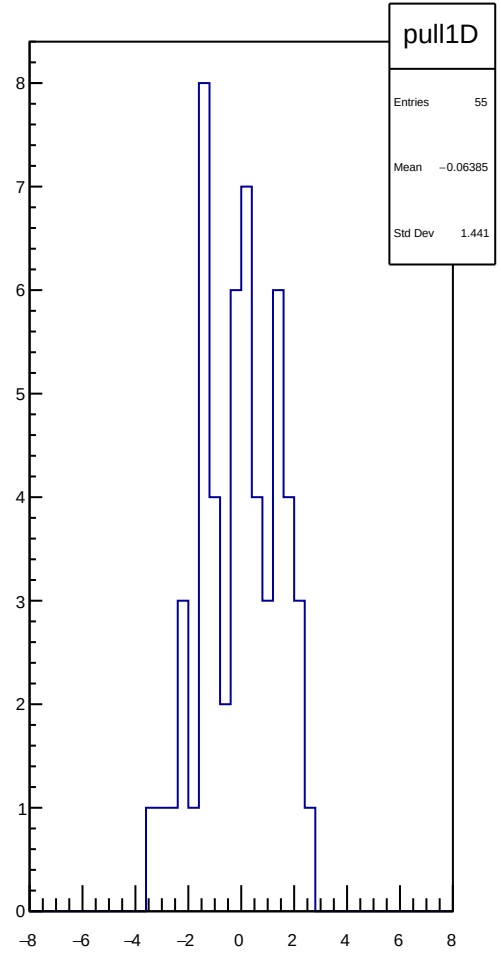
pull1D
Entries 55
Mean −0.06385
Std Dev 1.441

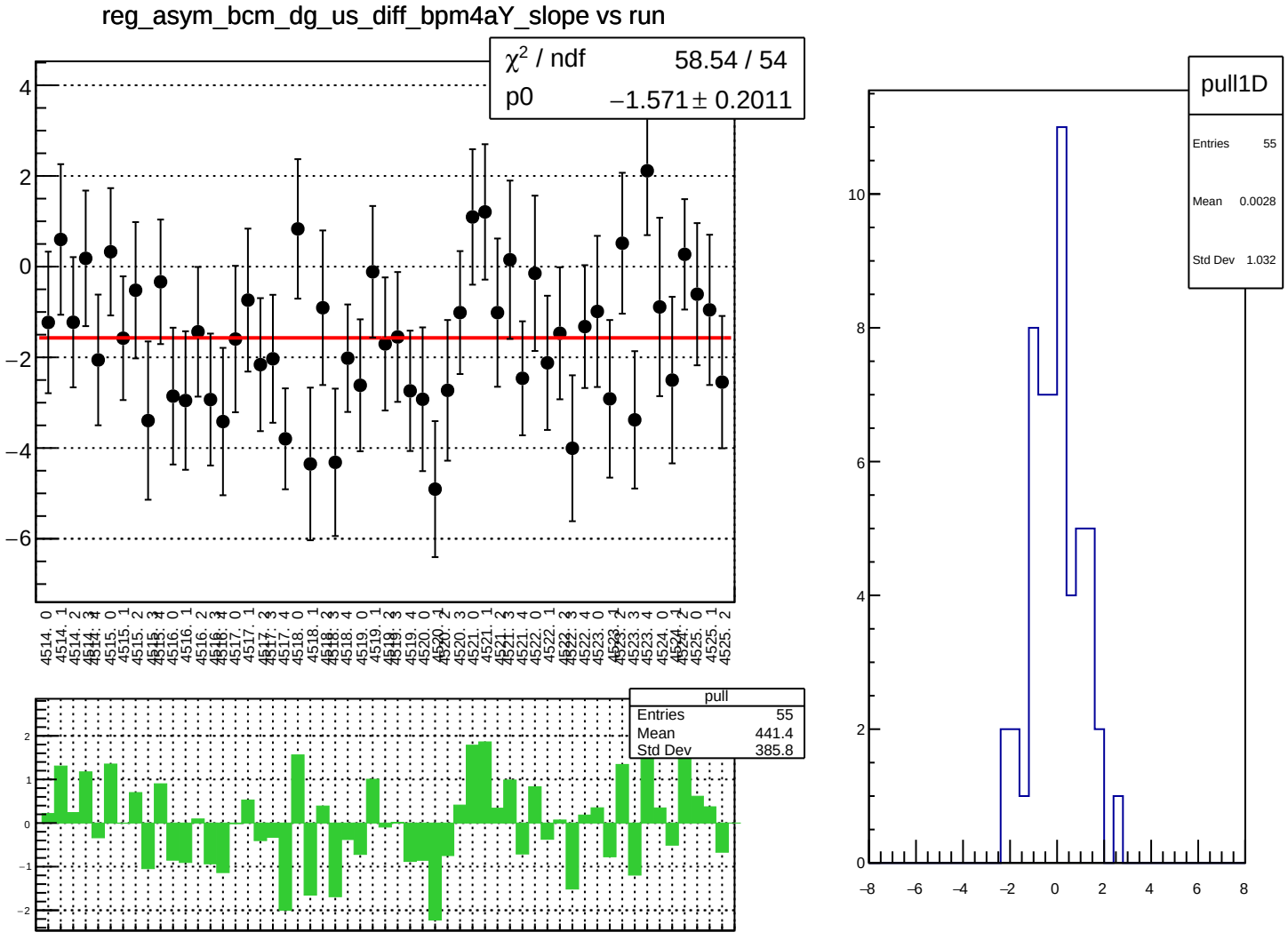
reg_asym_bcm_dg_us_diff_bpm4aY_slope vs run
χ² / ndf 58.54 / 54
p0 −1.571 ± 0.2011
pull
Entries 55
Mean 441.4
Std Dev 385.8
pull1D
Entries 55
Mean 0.0028
Std Dev 1.032

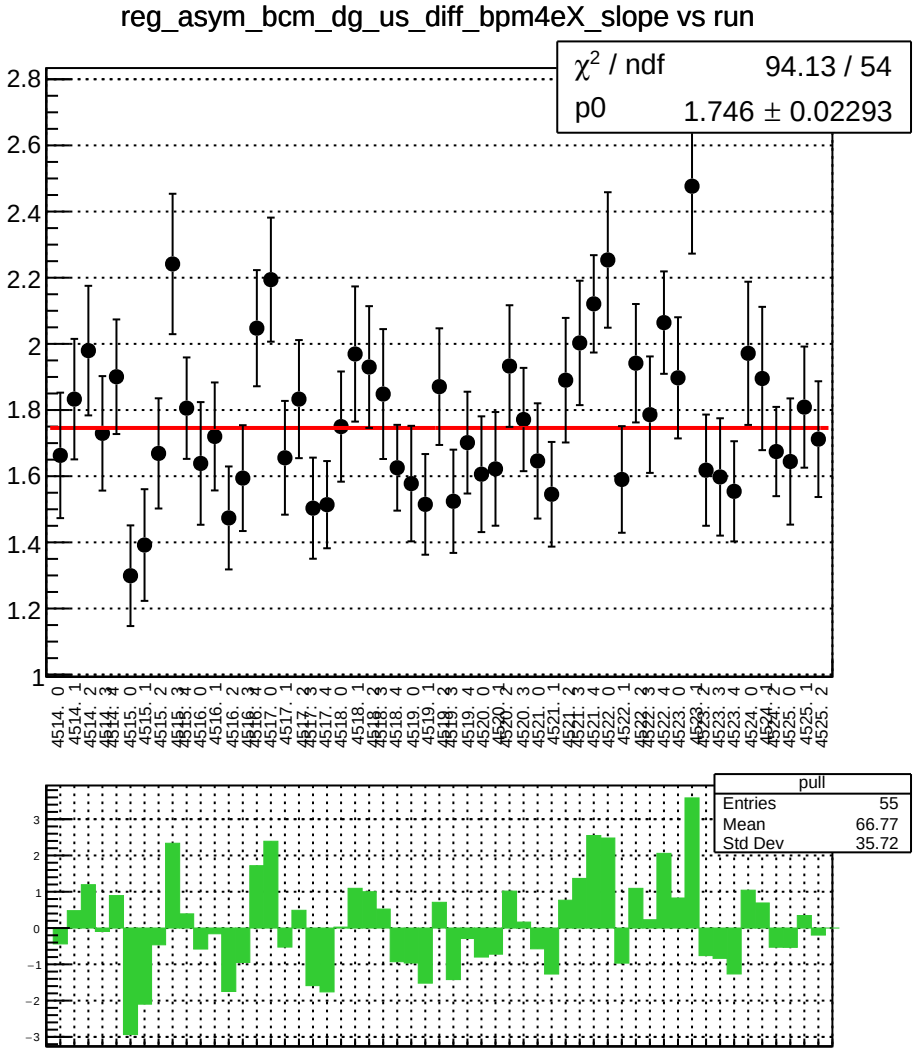
reg_asym_bcm_dg_us_diff_bpm4eX_slope vs run
χ² / ndf 94.13 / 54
p0 1.746 ± 0.02293
pull
Entries 55
Mean 66.77
Std Dev 35.72

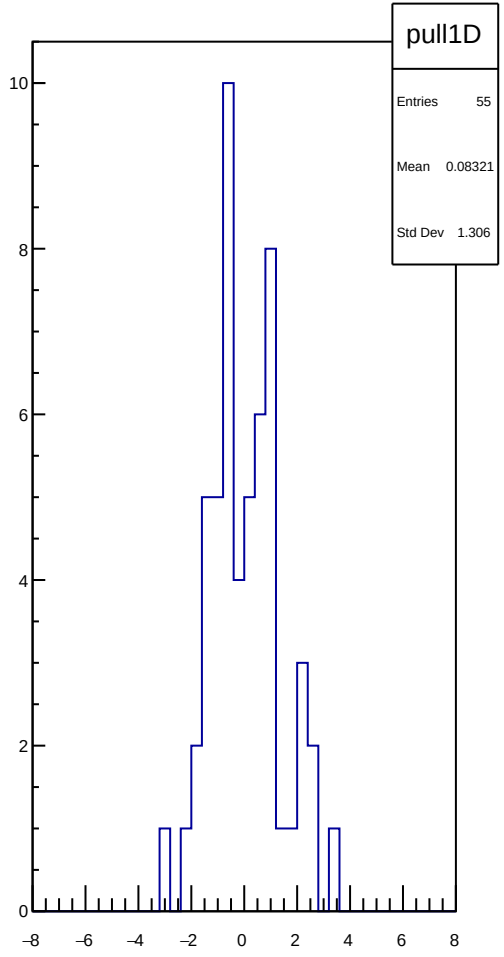
pull1D
Entries 55
Mean 0.08321
Std Dev 1.306

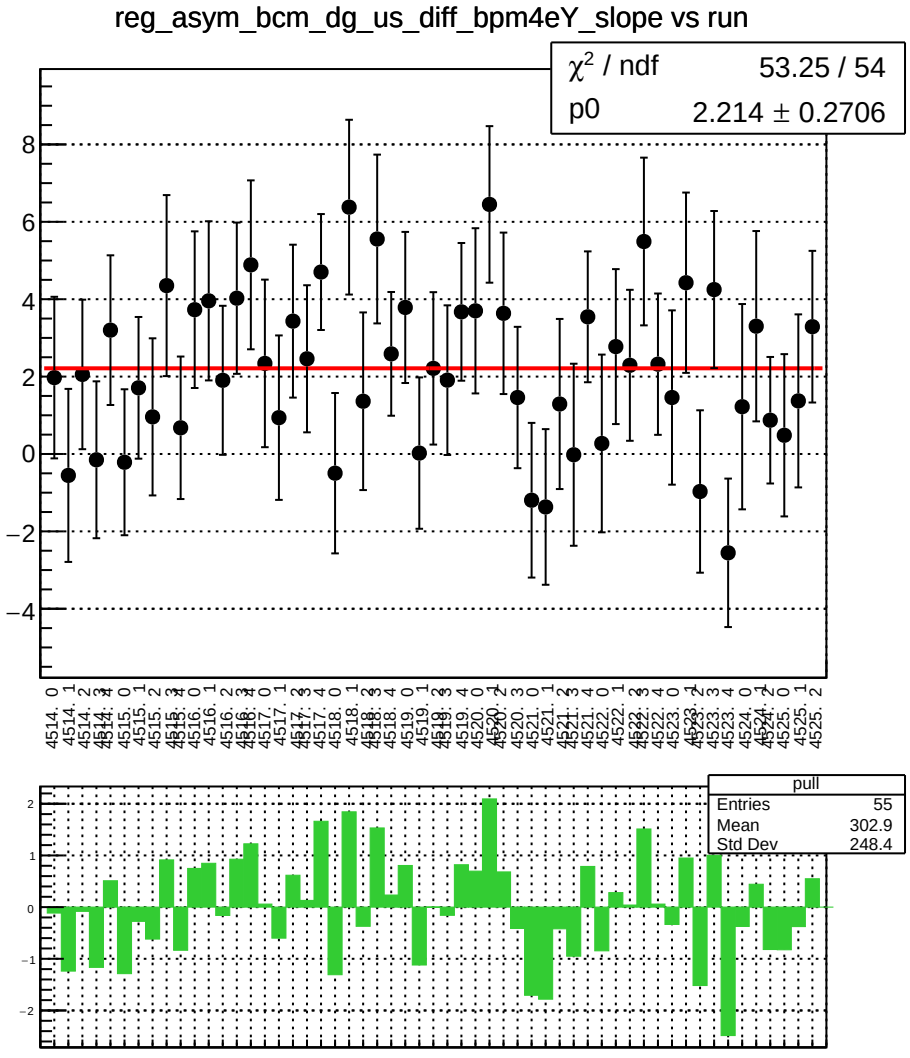
reg_asym_bcm_dg_us_diff_bpm4eY_slope vs run
χ² / ndf 53.25 / 54
p0 2.214 ± 0.2706
pull
Entries 55
Mean 302.9
Std Dev 248.4

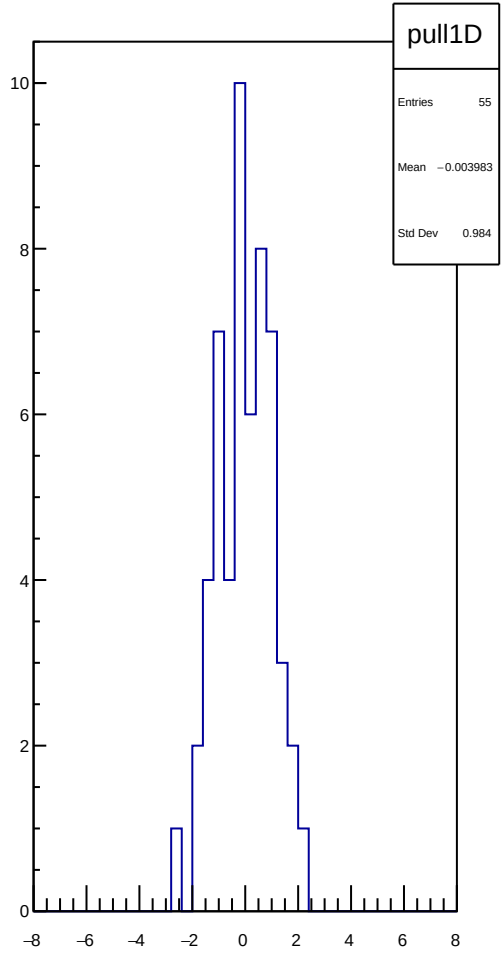
pull1D
Entries 55
Mean −0.003983
Std Dev 0.984

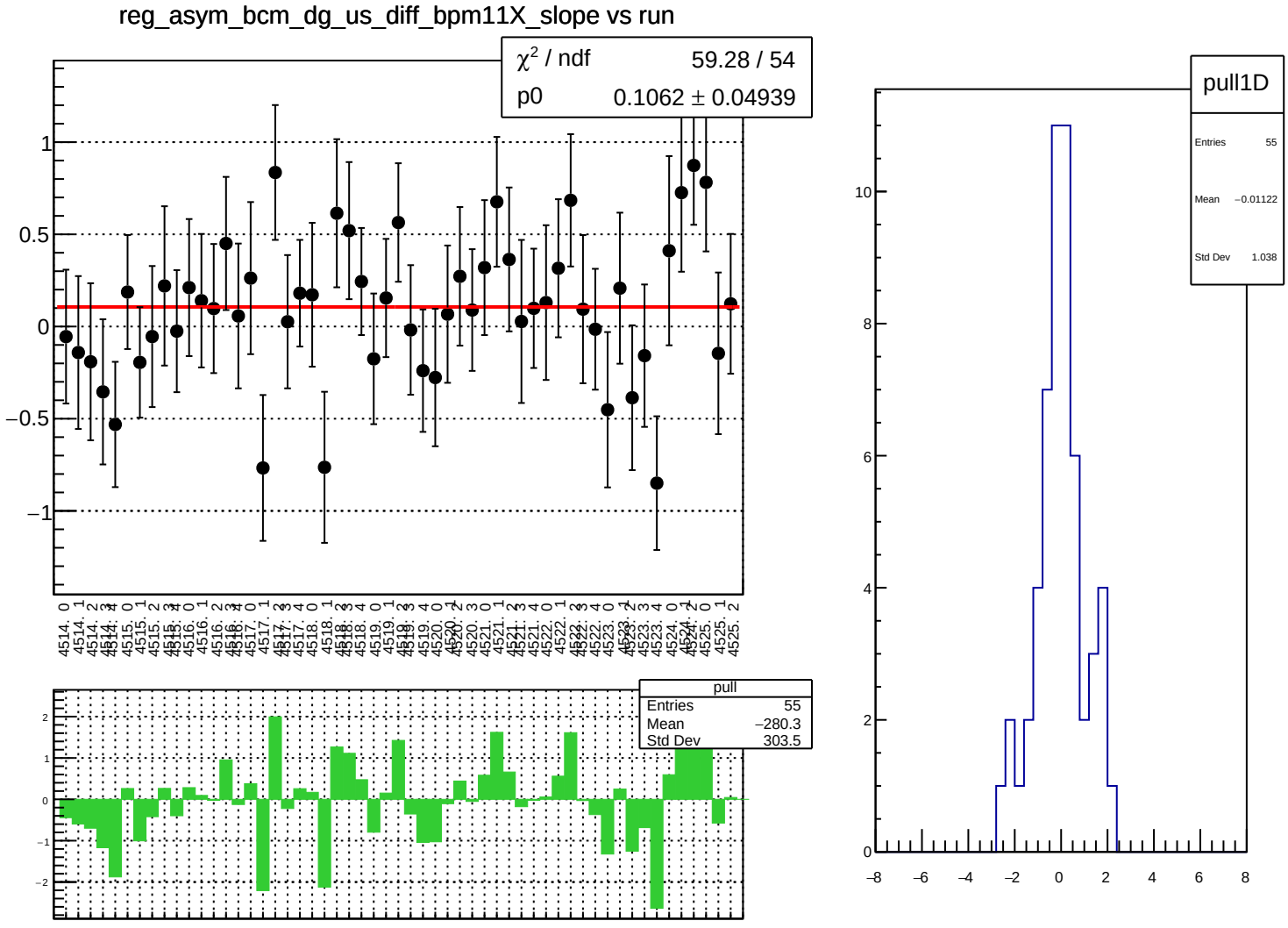
reg_asym_bcm_dg_us_diff_bpm11X_slope vs run
χ^2 / ndf 59.28 / 54
p0 0.1062 ± 0.04939
pull
Entries 55
Mean −280.3
Std Dev 303.5
pull1D
Entries 55
Mean −0.01122
Std Dev 1.038

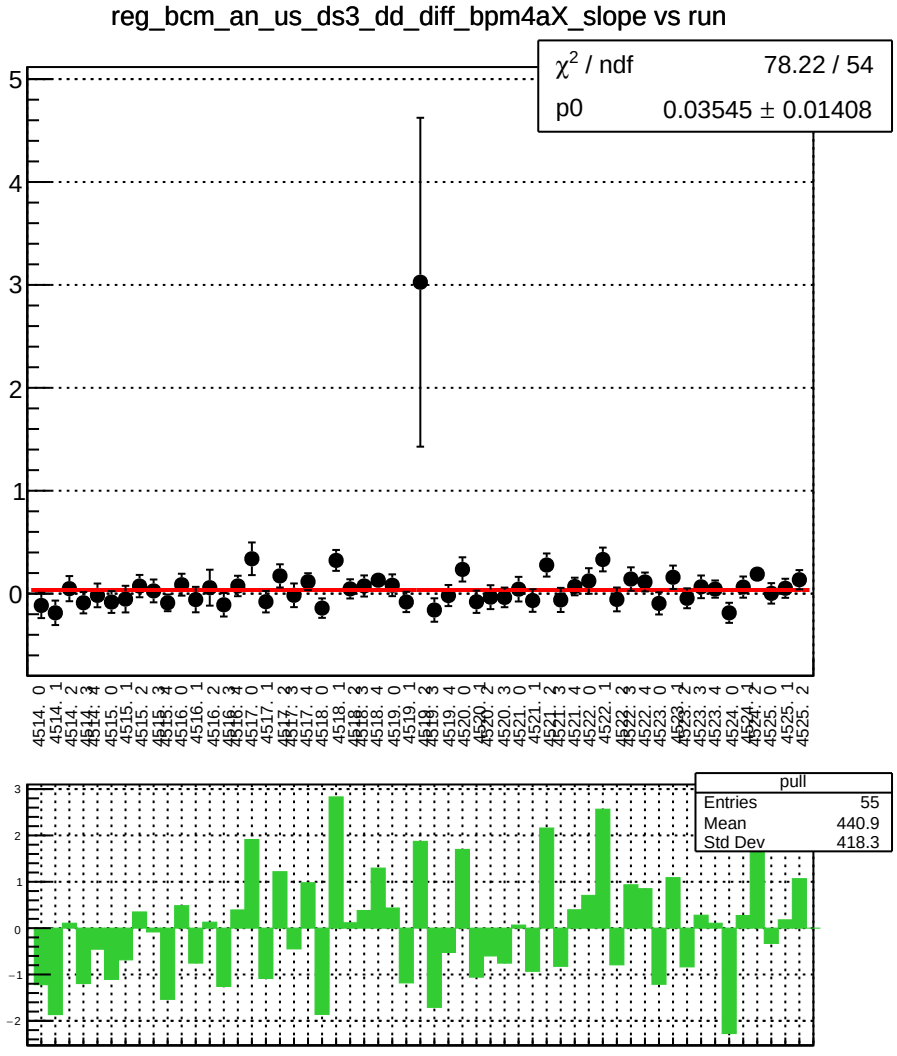
reg_bcm_an_us_ds3_dd_diff_bpm4aX_slope vs run
χ² / ndf 78.22 / 54
p0 0.03545 ± 0.01408
pull
Entries 55
Mean 440.9
Std Dev 418.3

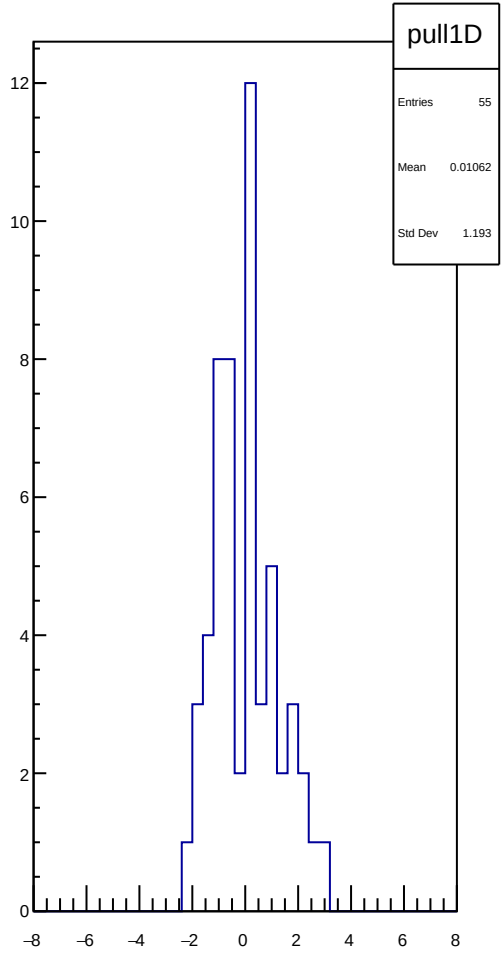
pull1D
Entries 55
Mean 0.01062
Std Dev 1.193

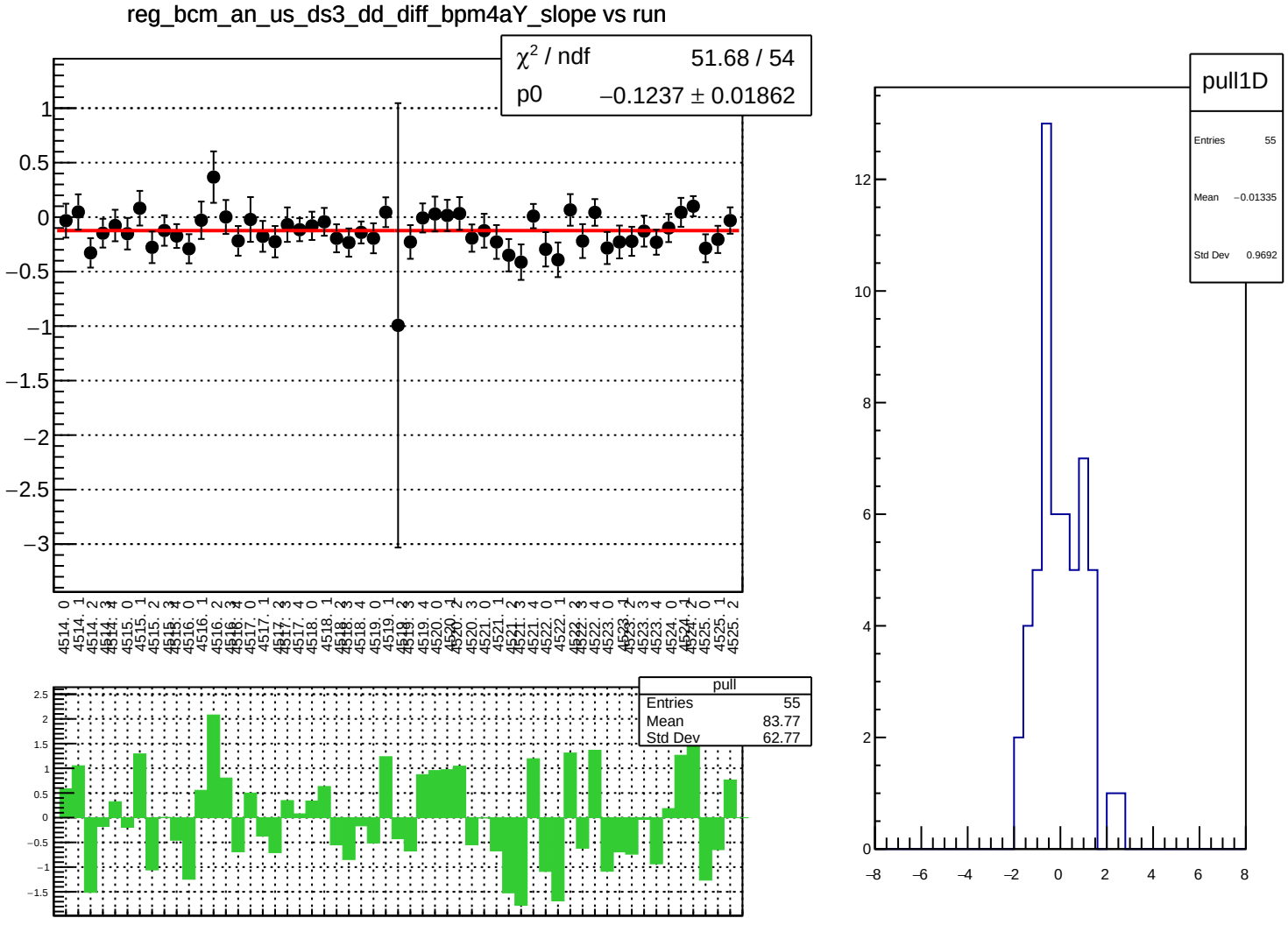
reg_bcm_an_us_ds3_dd_diff_bpm4aY_slope vs run
χ^2 / ndf 51.68 / 54
p0 −0.1237 ± 0.01862
pull
Entries 55
Mean 83.77
Std Dev 62.77
pull1D
Entries 55
Mean −0.01335
Std Dev 0.9692

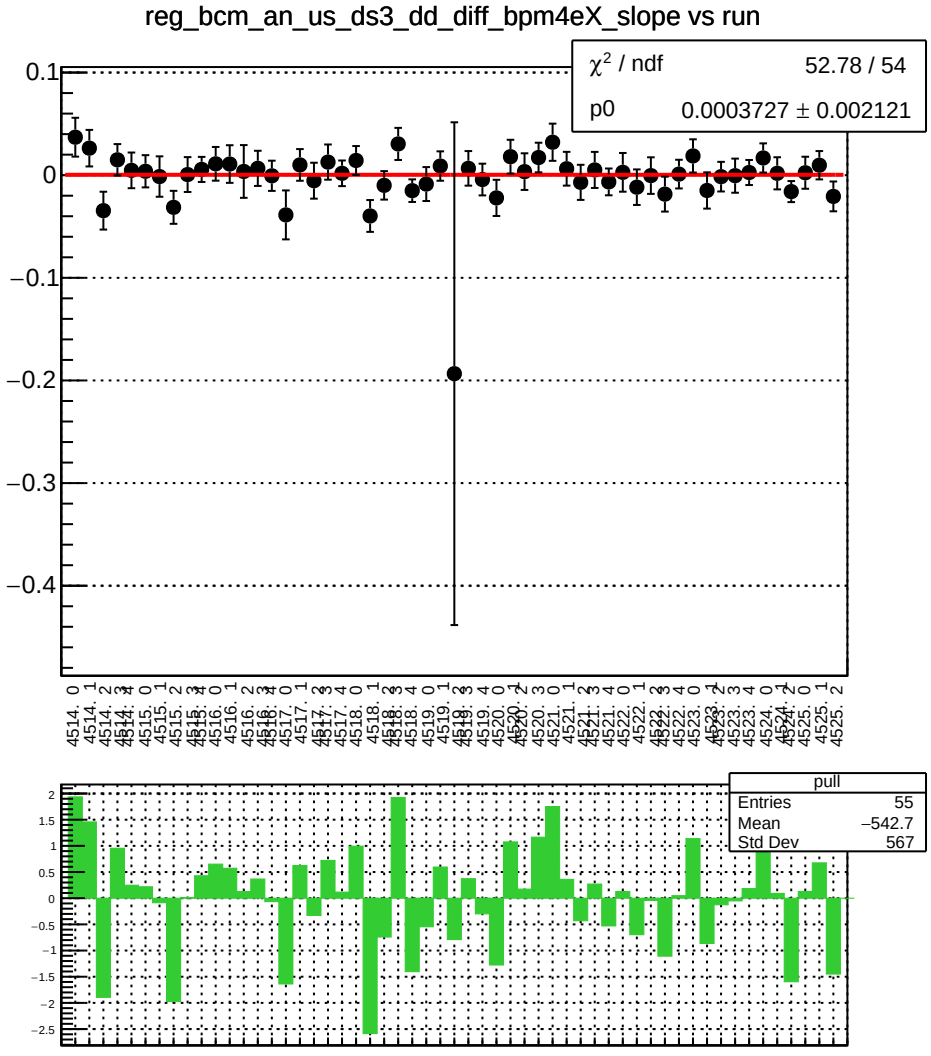
reg_bcm_an_us_ds3_dd_diff_bpm4eX_slope vs run
χ² / ndf 52.78 / 54
p0 0.0003727 ± 0.002121
pull
Entries 55
Mean −542.7
Std Dev 567

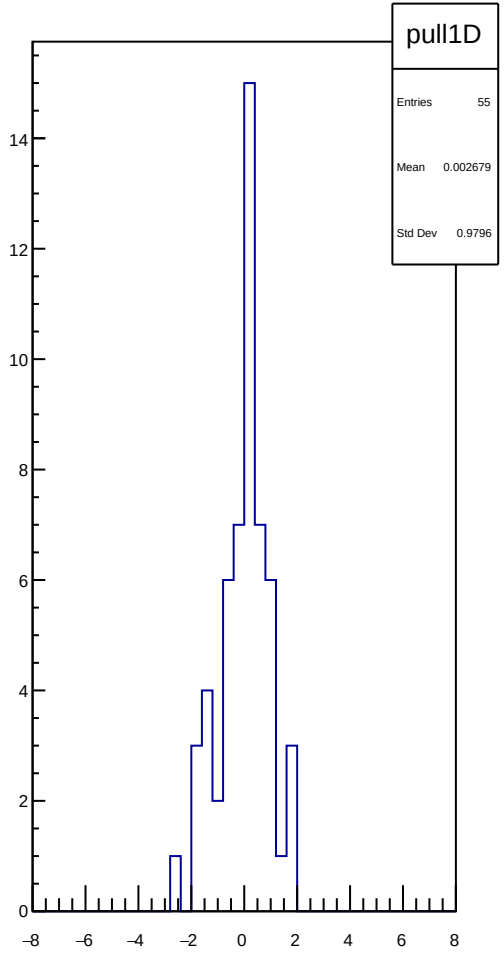
pull1D
Entries 55
Mean 0.002679
Std Dev 0.9796

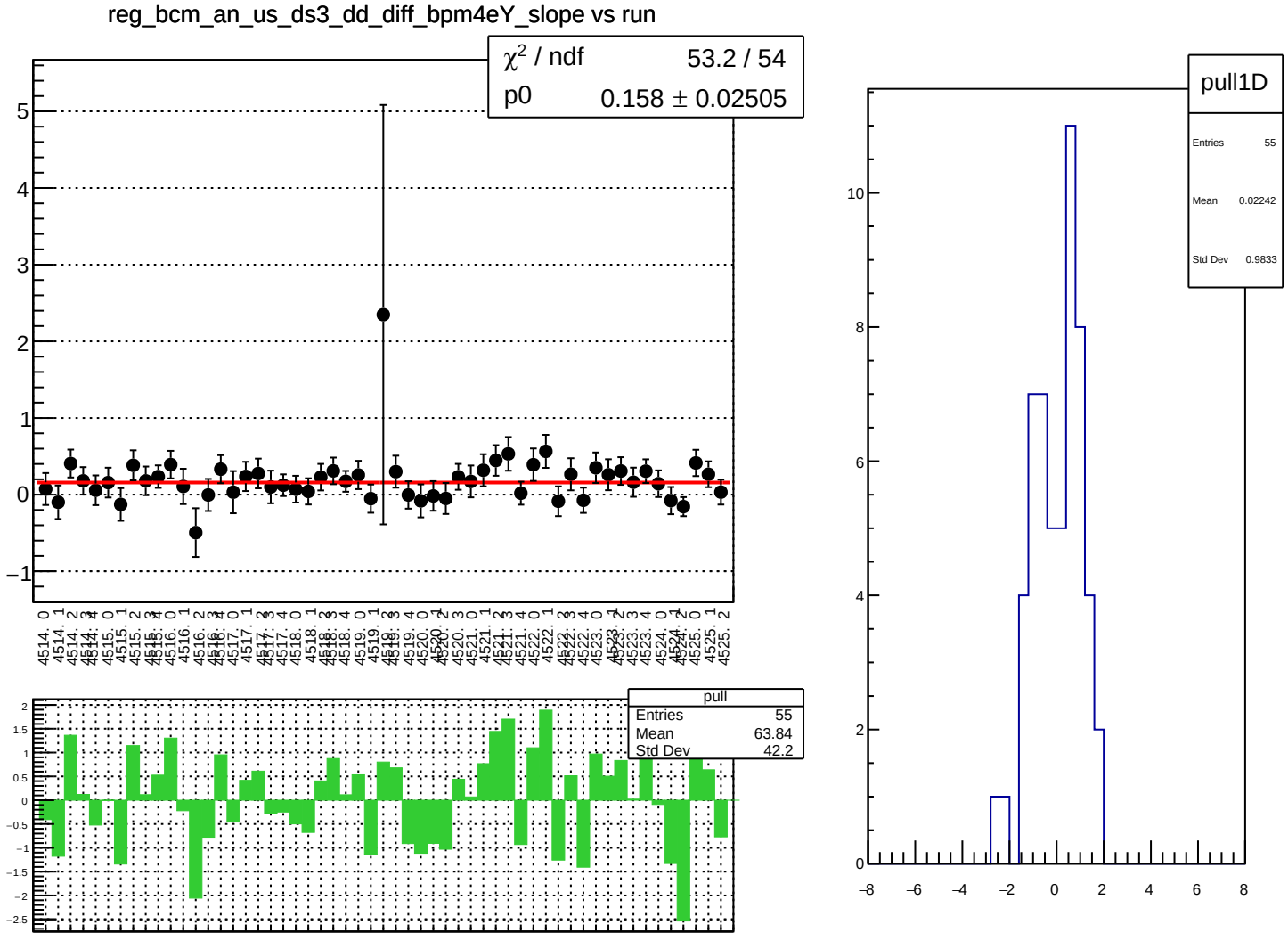
reg_bcm_an_us_ds3_dd_diff_bpm4eY_slope vs run
χ² / ndf 53.2 / 54
p0 0.158 ± 0.02505
pull
Entries 55
Mean 63.84
Std Dev 42.2
pull1D
Entries 55
Mean 0.02242
Std Dev 0.9833

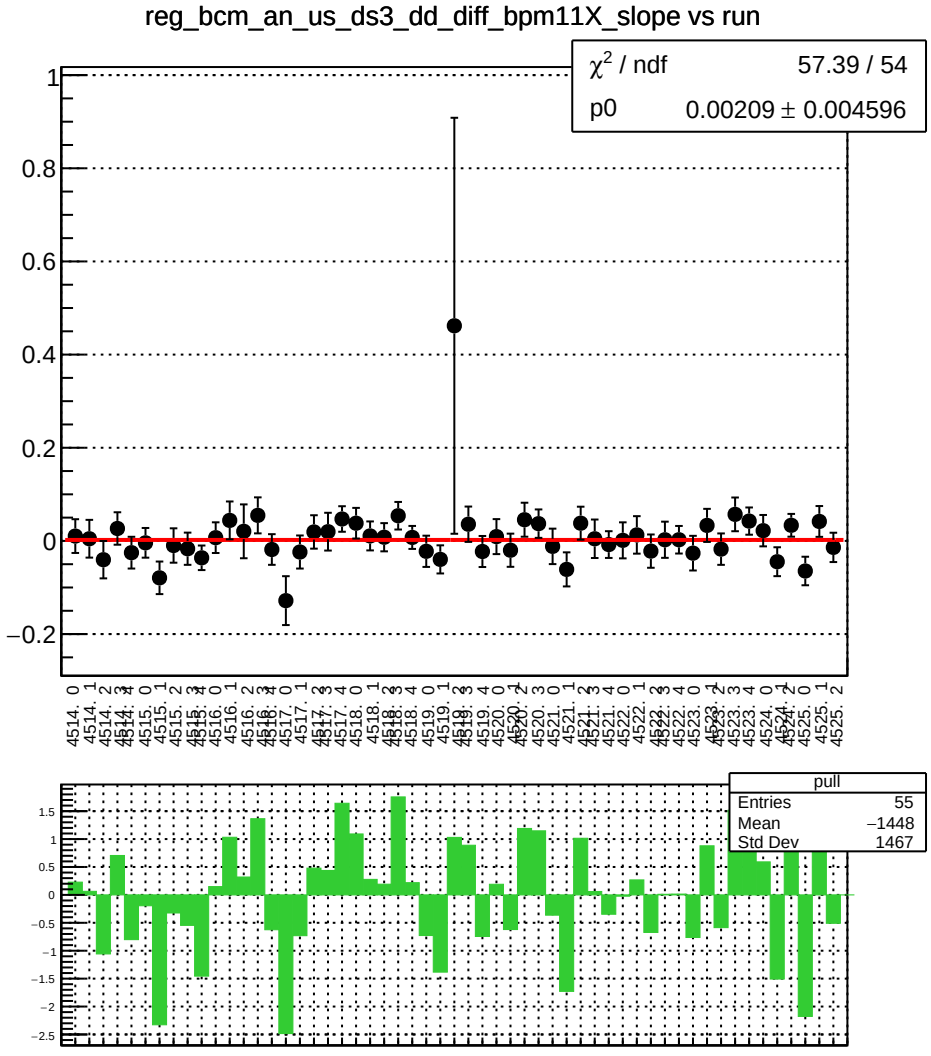
reg_bcm_an_us_ds3_dd_diff_bpm11X_slope vs run
χ² / ndf 57.39 / 54
p0 0.00209 ± 0.004596
pull
Entries 55
Mean −1448
Std Dev 1467

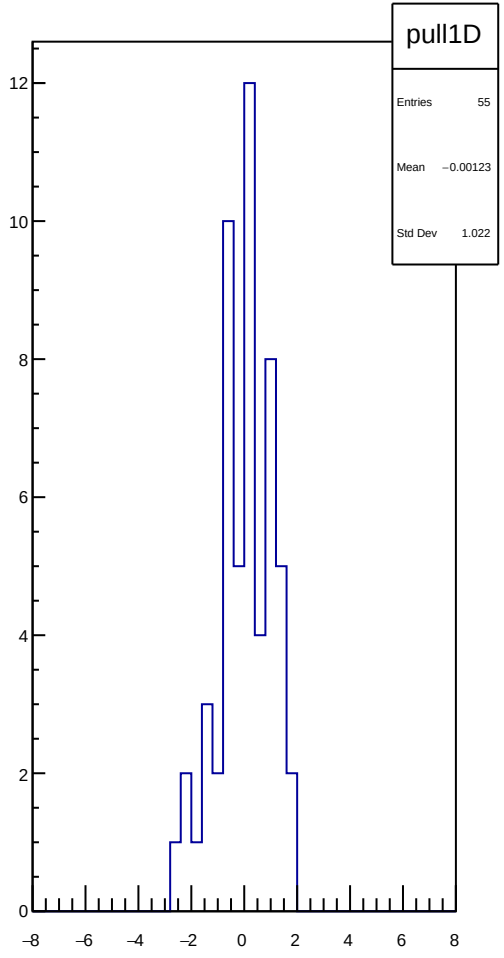
pull1D
Entries 55
Mean −0.00123
Std Dev 1.022

reg_bcm_an_us_ds_dd_diff_bpm4aX_slope vs run

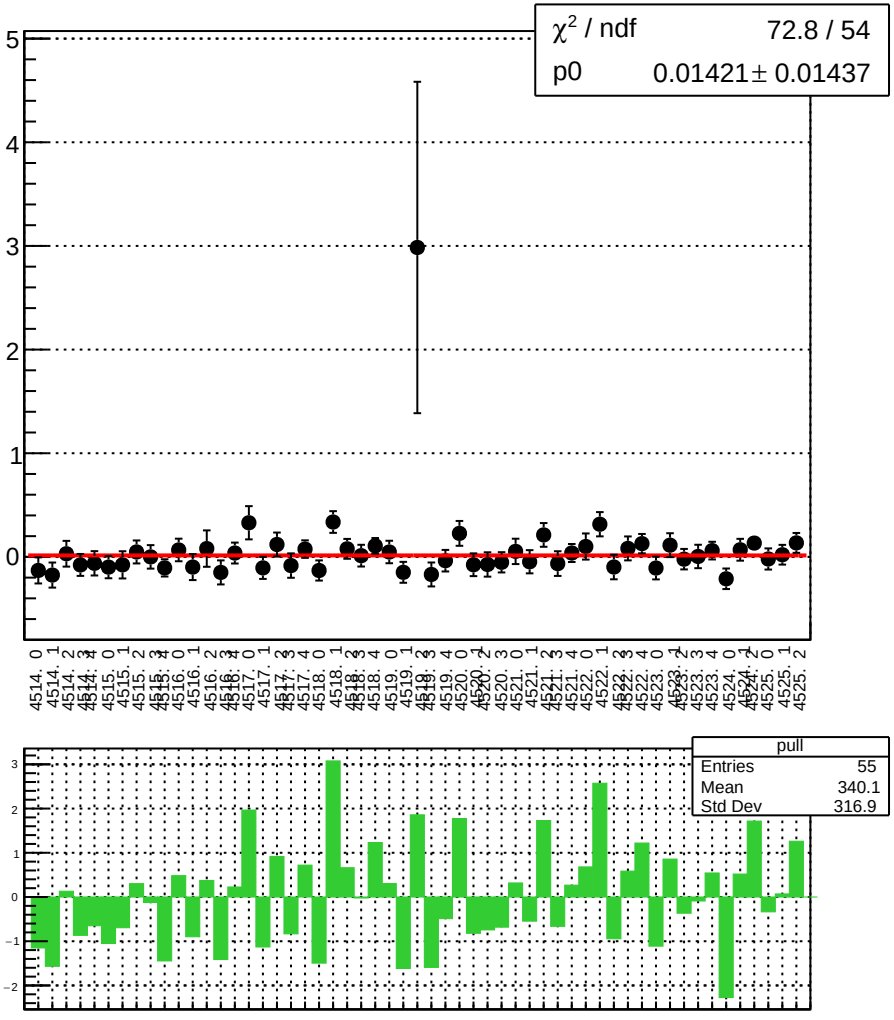

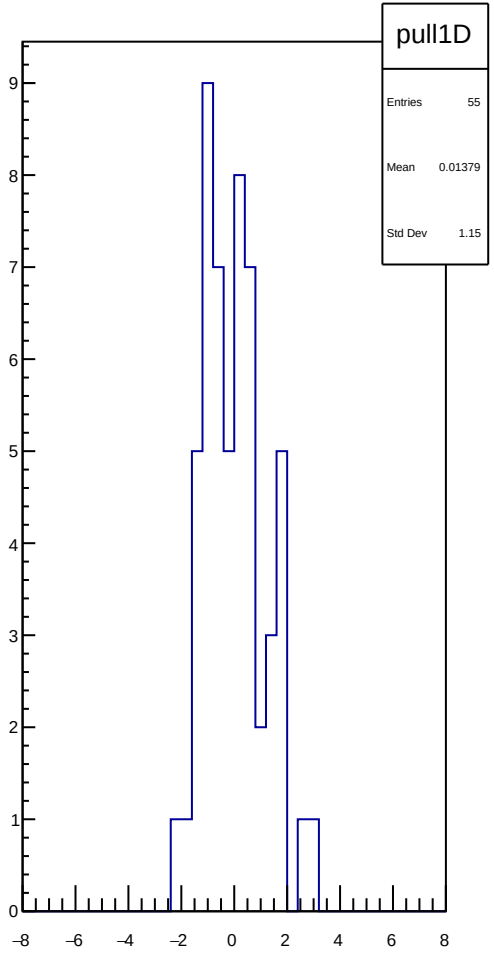

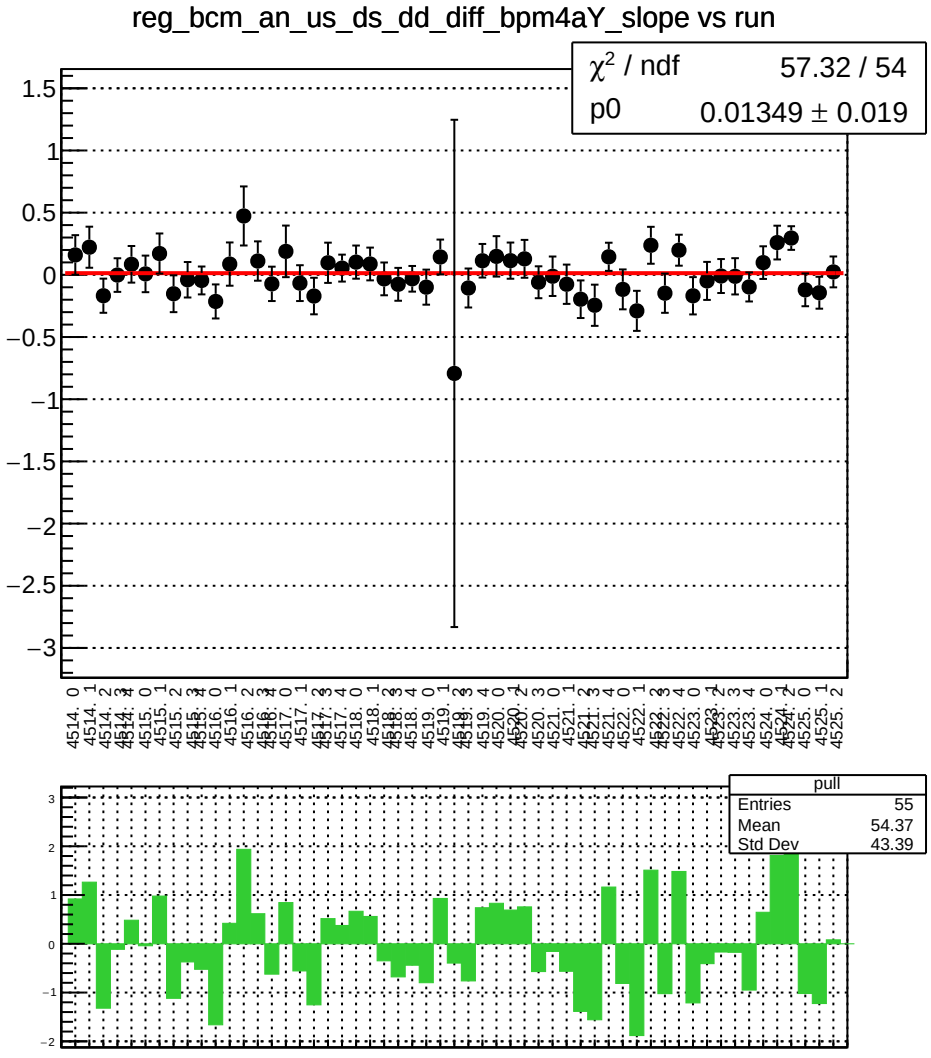
reg_bcm_an_us_ds_dd_diff_bpm4aY_slope vs run
χ² / ndf 57.32 / 54
p0 0.01349 ± 0.019
pull
Entries 55
Mean 54.37
Std Dev 43.39

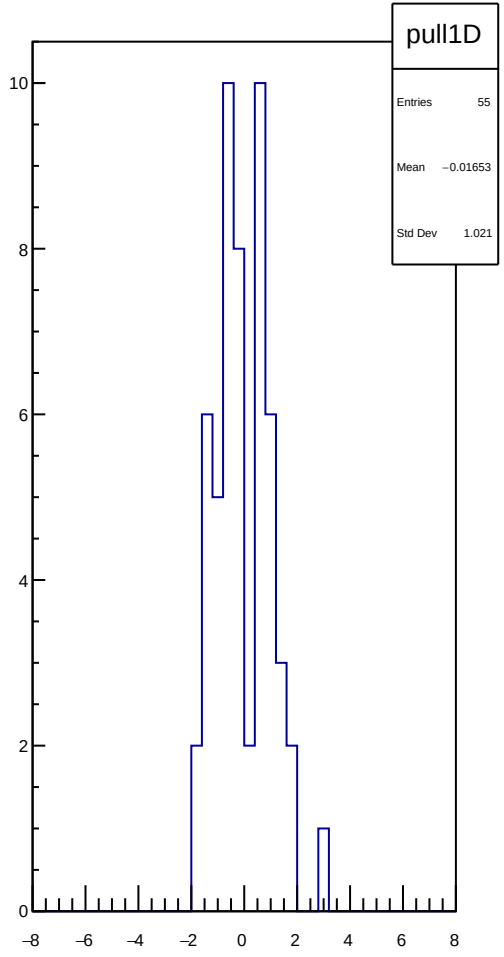
pull1D
Entries 55
Mean −0.01653
Std Dev 1.021

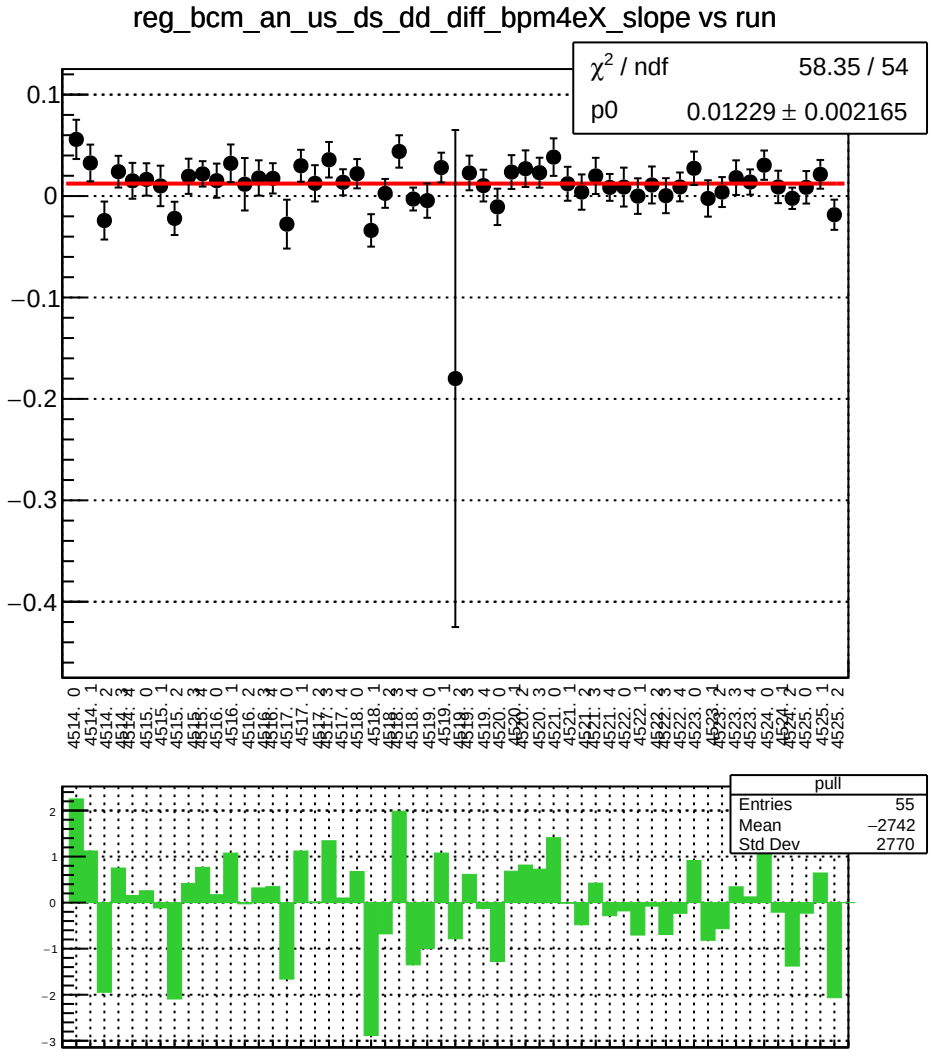
reg_bcm_an_us_ds_dd_diff_bpm4eX_slope vs run
χ² / ndf 58.35 / 54
p0 0.01229 ± 0.002165
pull
Entries 55
Mean −2742
Std Dev 2770

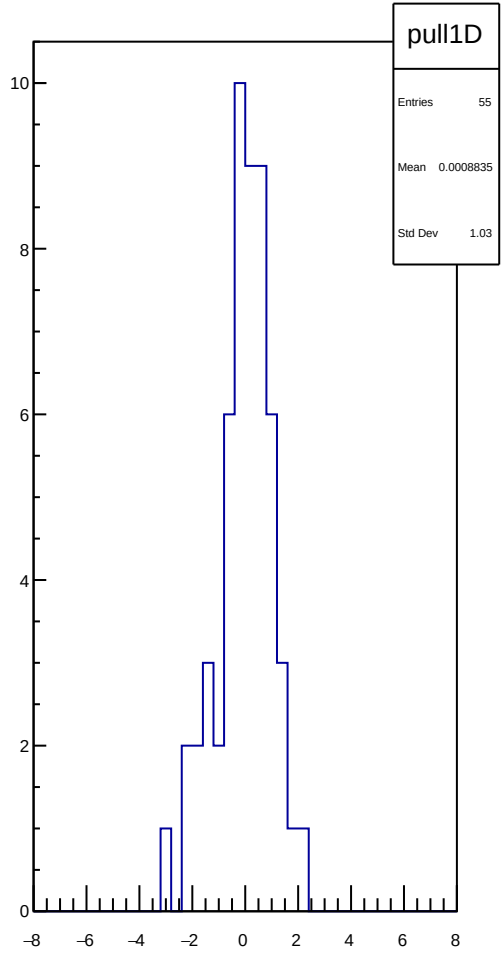
pull1D
Entries 55
Mean 0.0008835
Std Dev 1.03

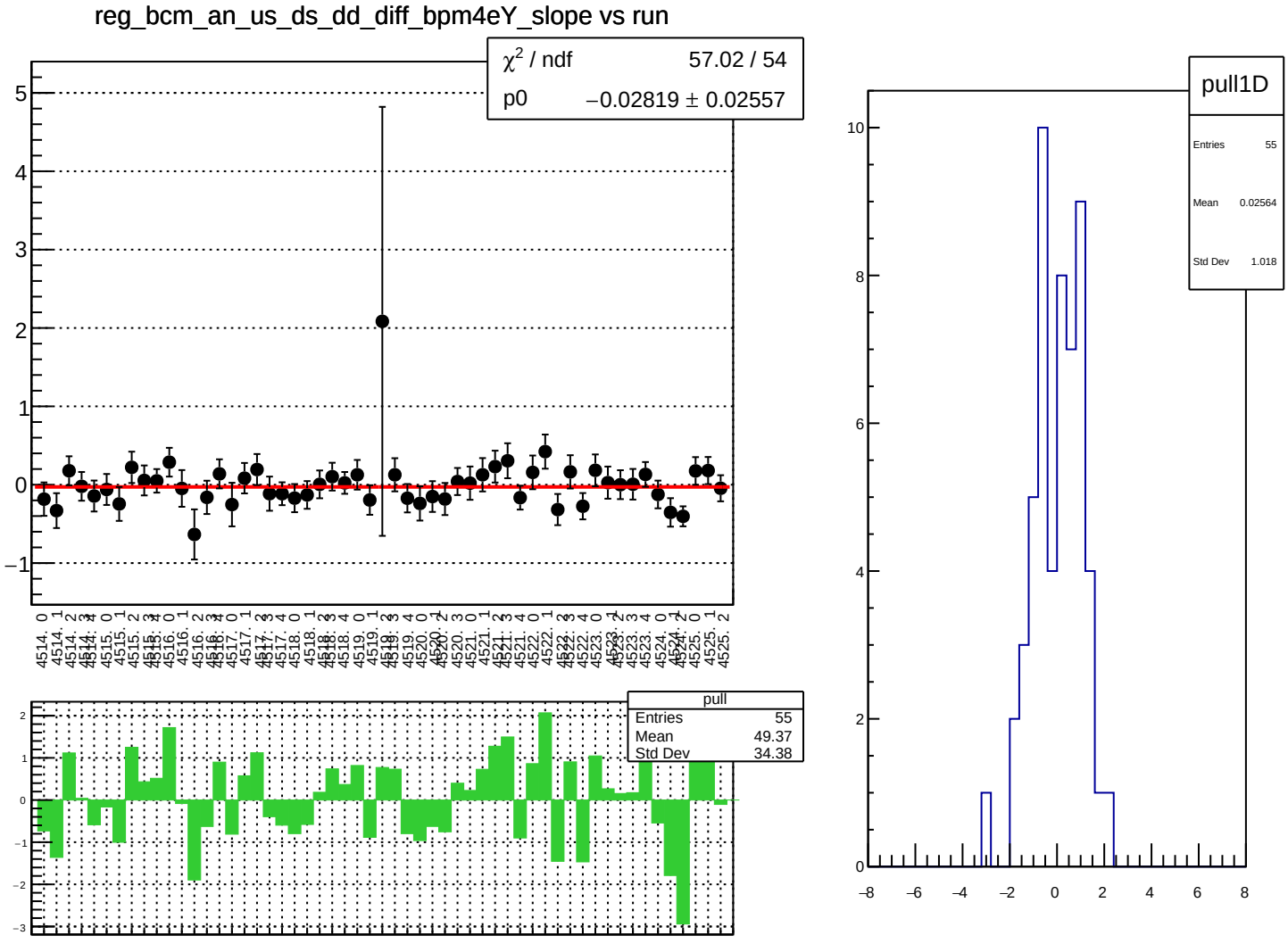
reg_bcm_an_us_ds_dd_diff_bpm4eY_slope vs run
χ² / ndf 57.02 / 54
p0 −0.02819 ± 0.02557
pull
Entries 55
Mean 49.37
Std Dev 34.38
pull1D
Entries 55
Mean 0.02564
Std Dev 1.018

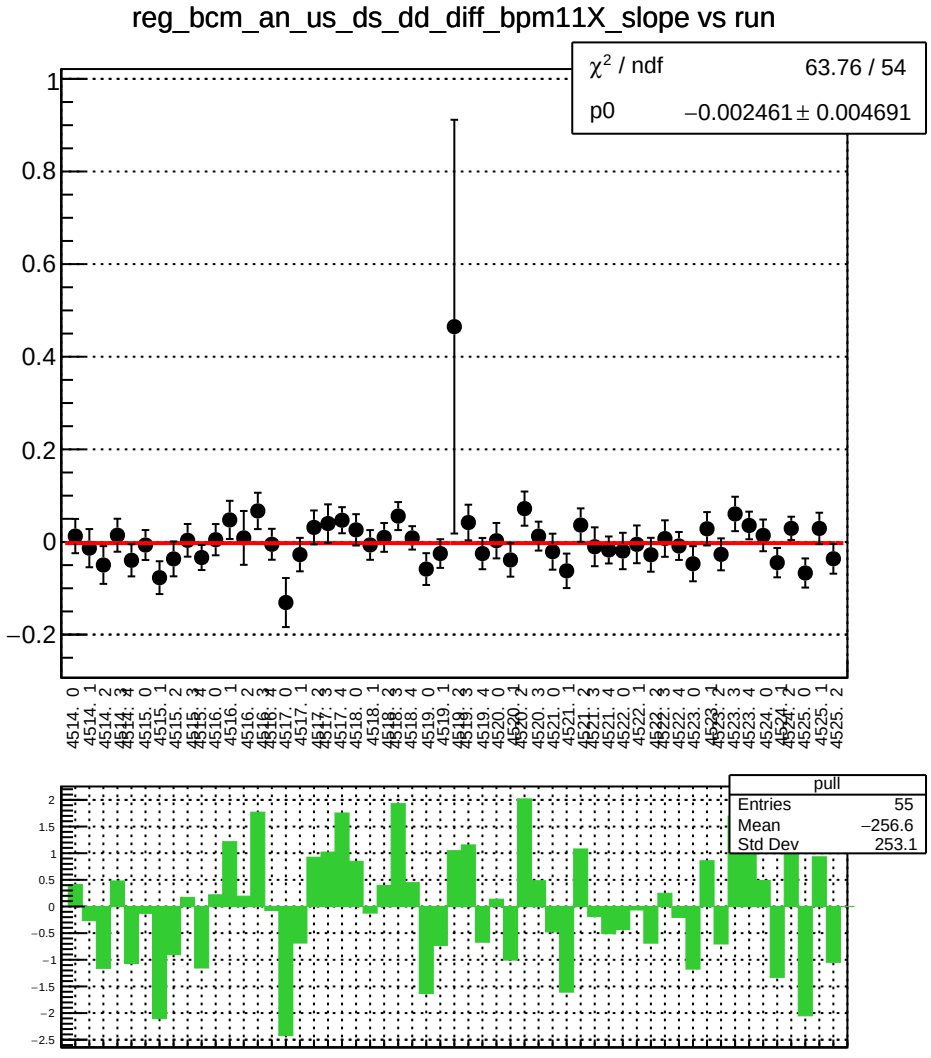
reg_bcm_an_us_ds_dd_diff_bpm11X_slope vs run
χ² / ndf 63.76 / 54
p0 −0.002461 ± 0.004691
pull
Entries 55
Mean −256.6
Std Dev 253.1

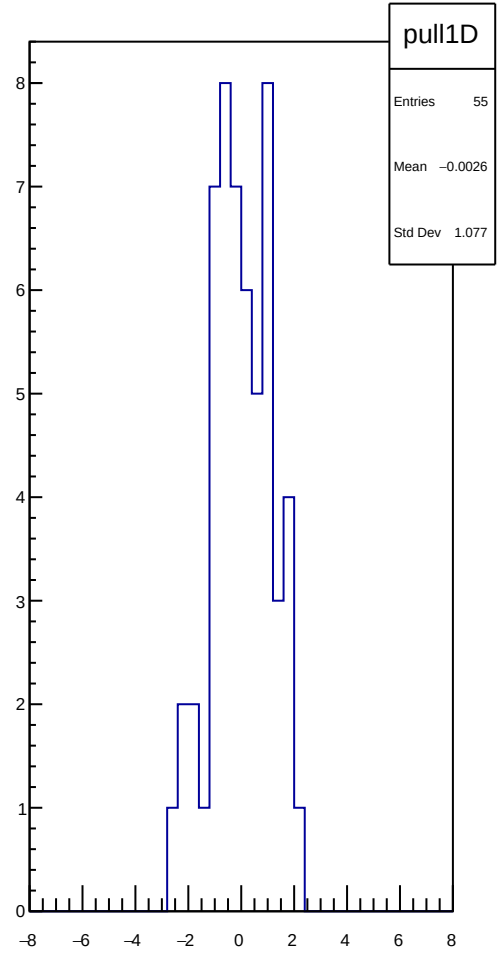
pull1D
Entries 55
Mean −0.0026
Std Dev 1.077

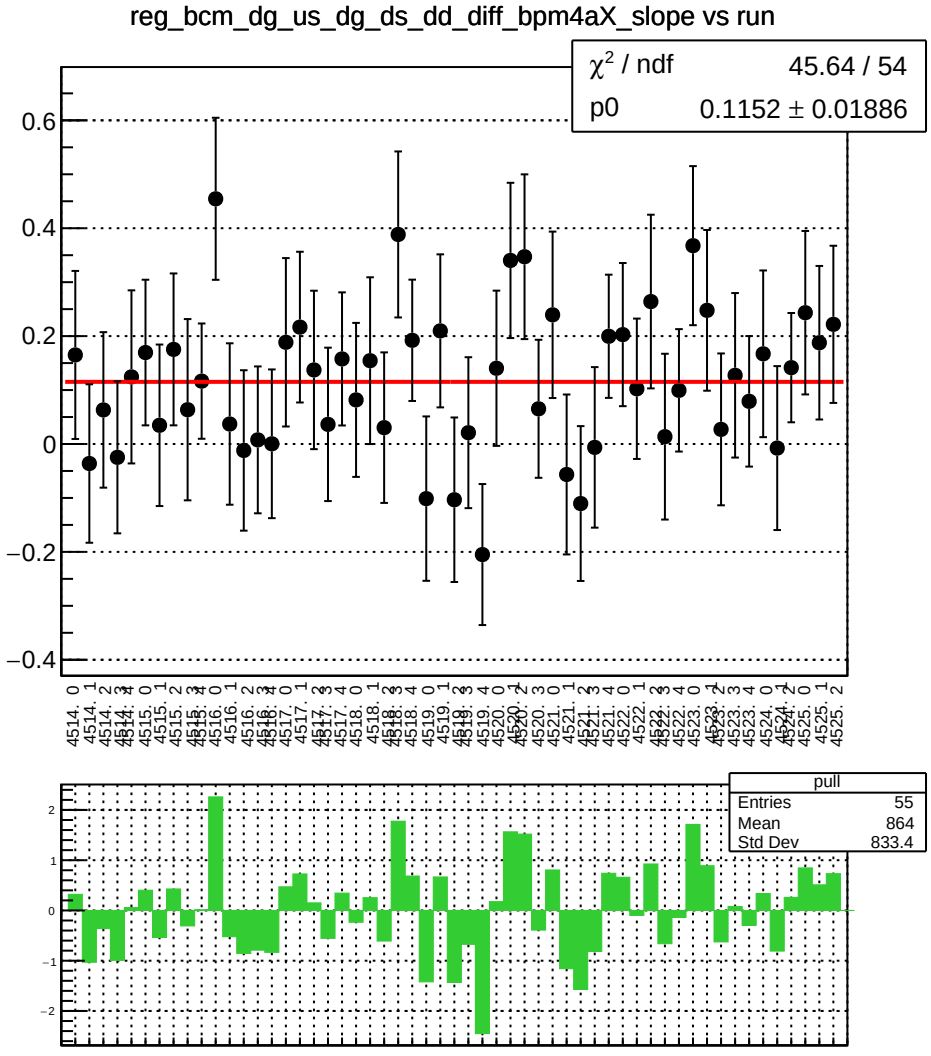
reg_bcm_dg_us_dg_ds_dd_diff_bpm4aX_slope vs run
χ² / ndf 45.64 / 54
p0 0.1152 ± 0.01886
pull
Entries 55
Mean 864
Std Dev 833.4

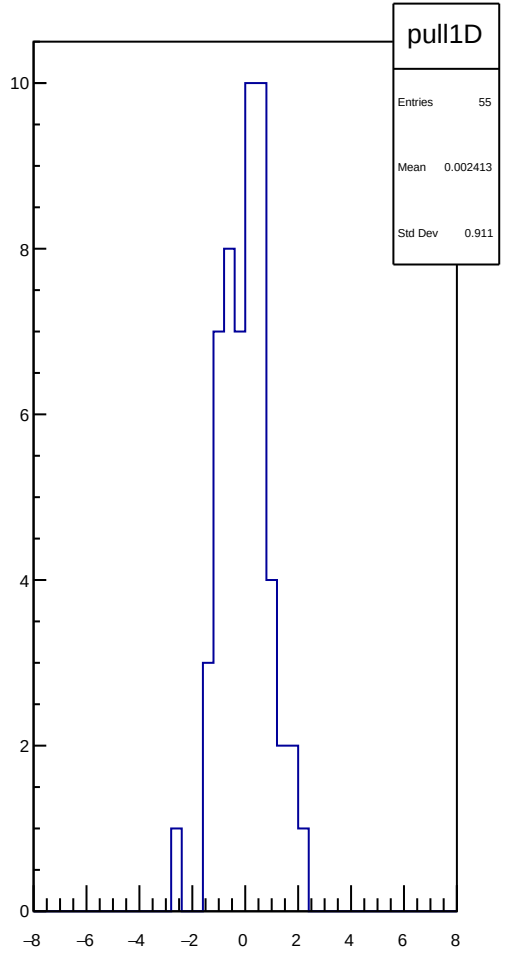
pull1D
Entries 55
Mean 0.002413
Std Dev 0.911

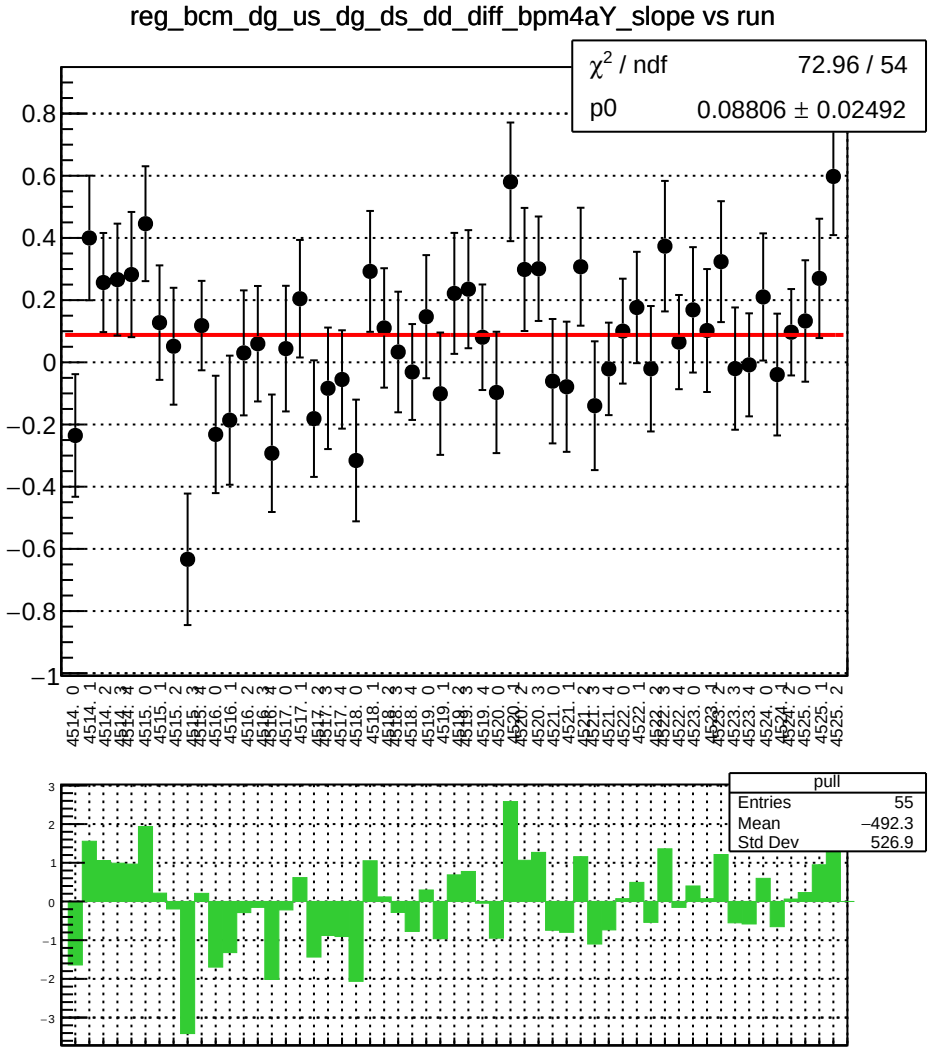
reg_bcm_dg_us_dg_ds_dd_diff_bpm4aY_slope vs run
χ² / ndf 72.96 / 54
p0 0.08806 ± 0.02492
pull
Entries 55
Mean −492.3
Std Dev 526.9

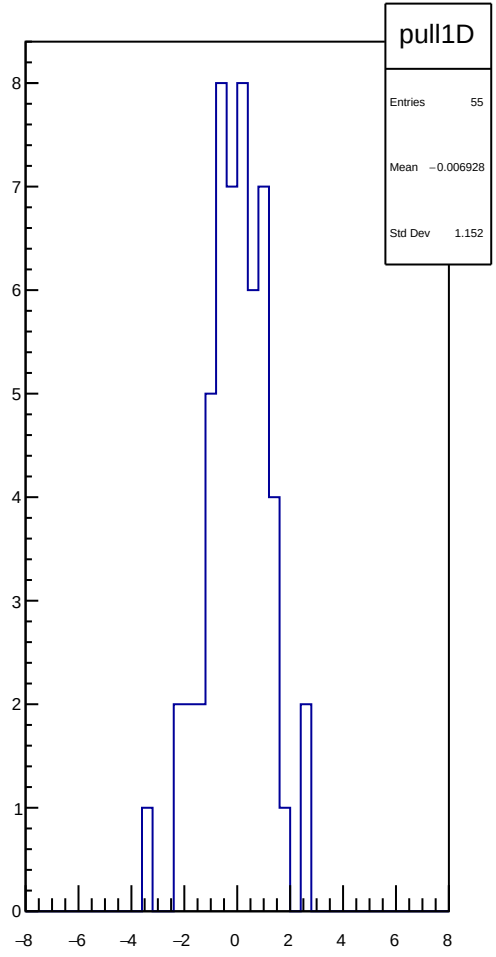
pull1D
Entries 55
Mean −0.006928
Std Dev 1.152

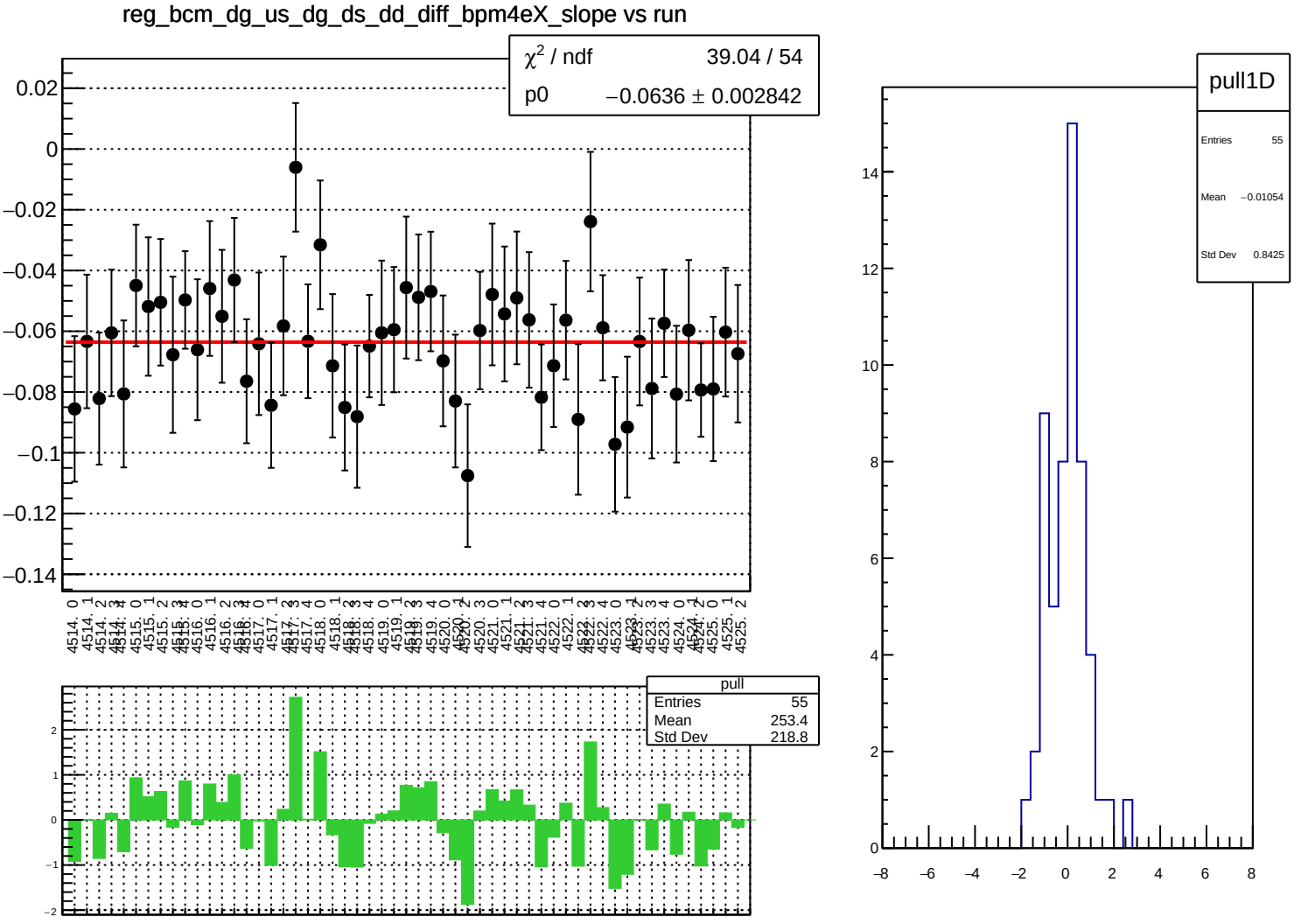
reg_bcm_dg_us_dg_ds_dd_diff_bpm4eX_slope vs run
χ^2 / ndf 39.04 / 54
p0 −0.0636 ± 0.002842
pull
Entries 55
Mean 253.4
Std Dev 218.8
pull1D
Entries 55
Mean −0.01054
Std Dev 0.8425

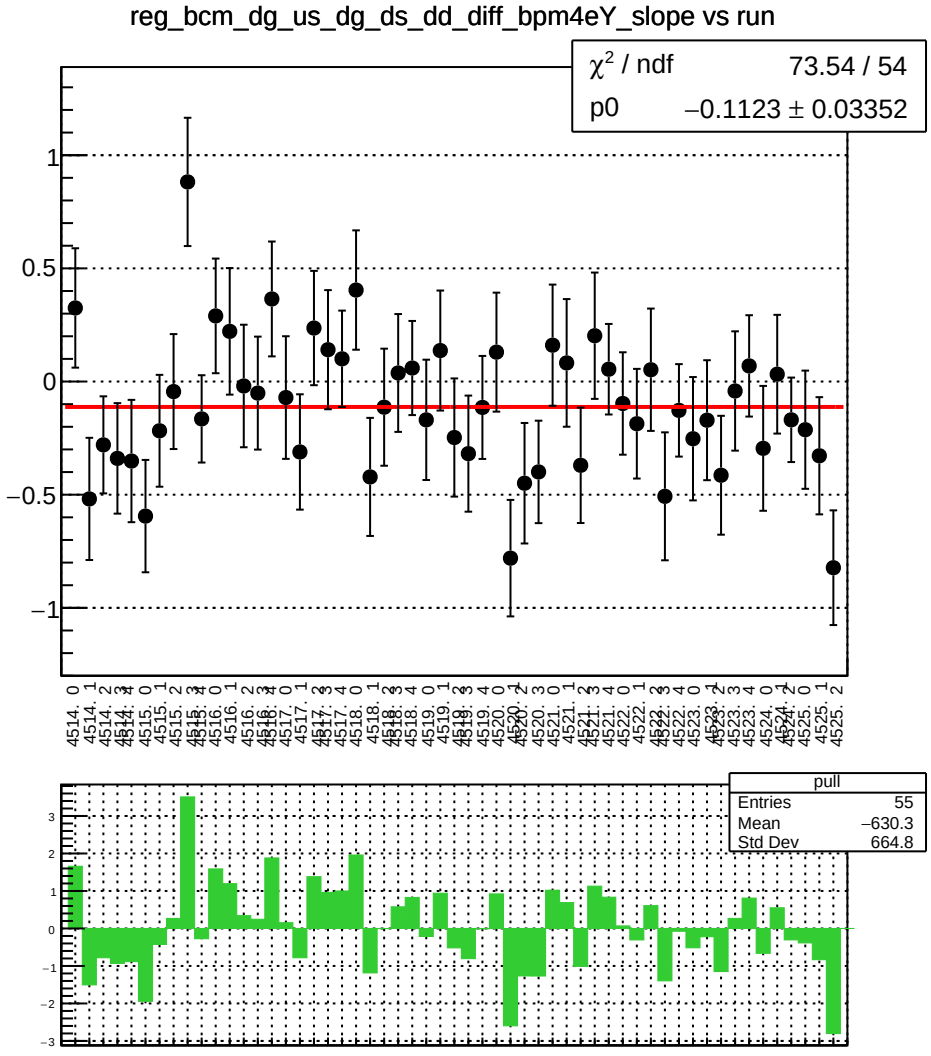
reg_bcm_dg_us_dg_ds_dd_diff_bpm4eY_slope vs run
χ² / ndf 73.54 / 54
p0 −0.1123 ± 0.03352
pull
Entries 55
Mean −630.3
Std Dev 664.8

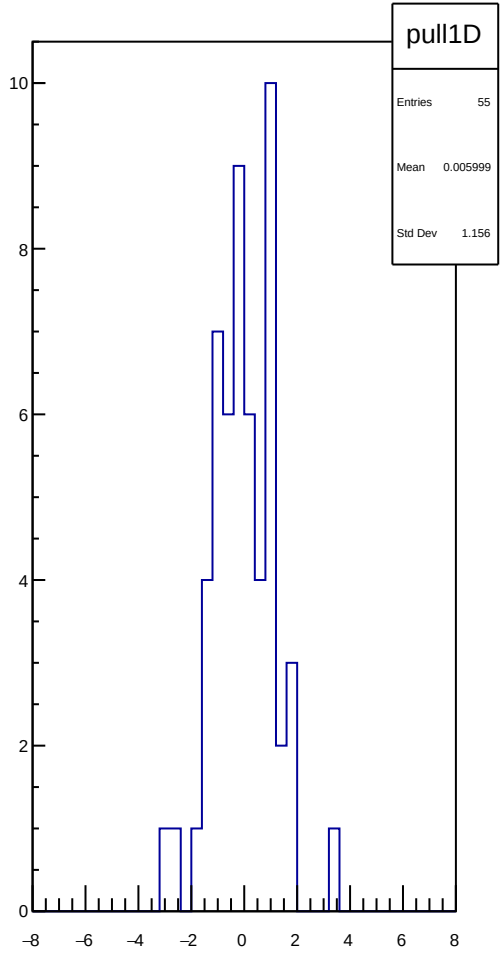
pull1D
Entries 55
Mean 0.005999
Std Dev 1.156

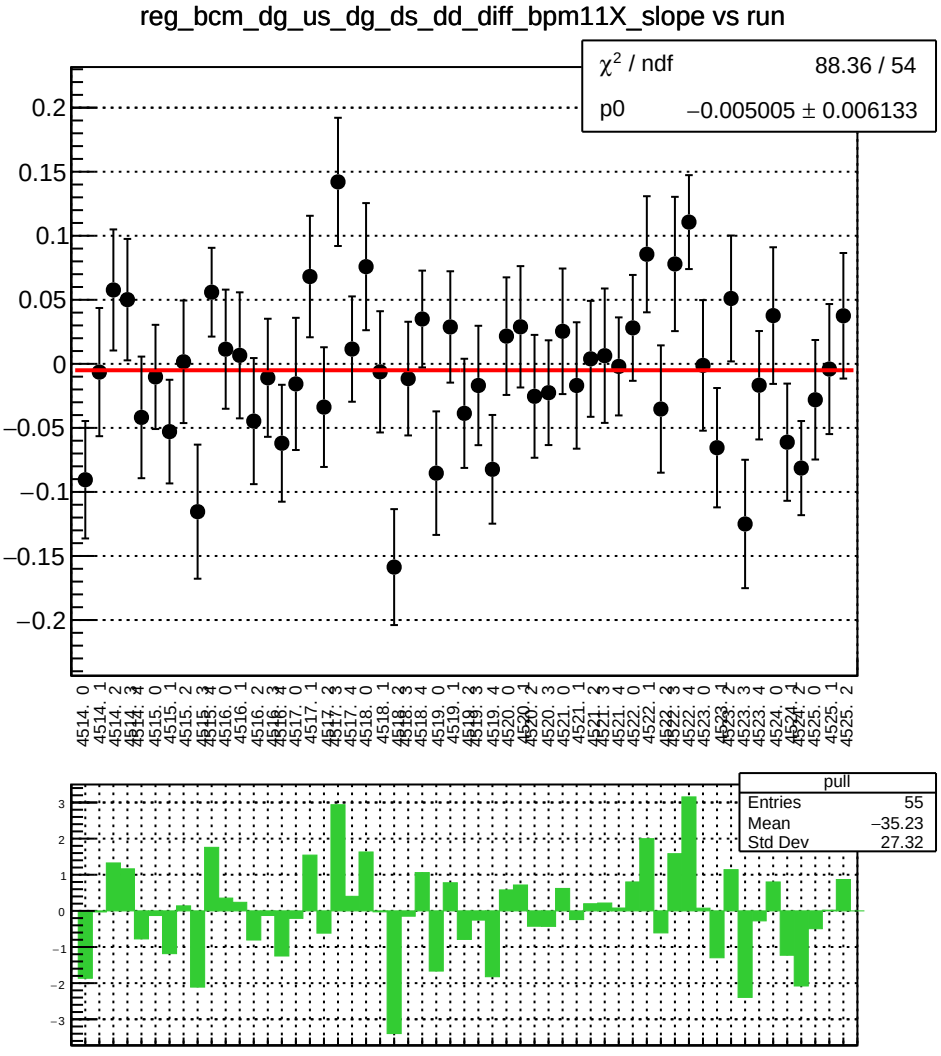
reg_bcm_dg_us_dg_ds_dd_diff_bpm11X_slope vs run
χ² / ndf 88.36 / 54
p0 −0.005005 ± 0.006133
pull
Entries 55
Mean −35.23
Std Dev 27.32

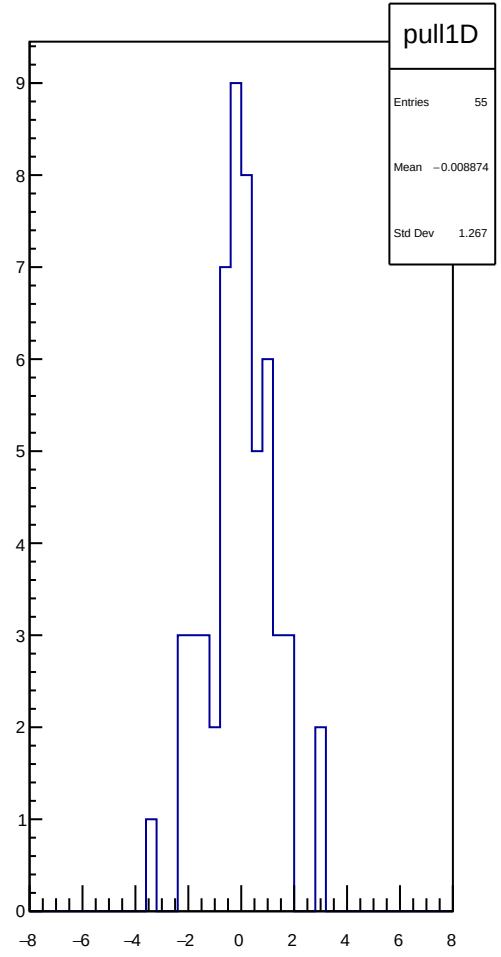
pull1D
Entries 55
Mean −0.008874
Std Dev 1.267

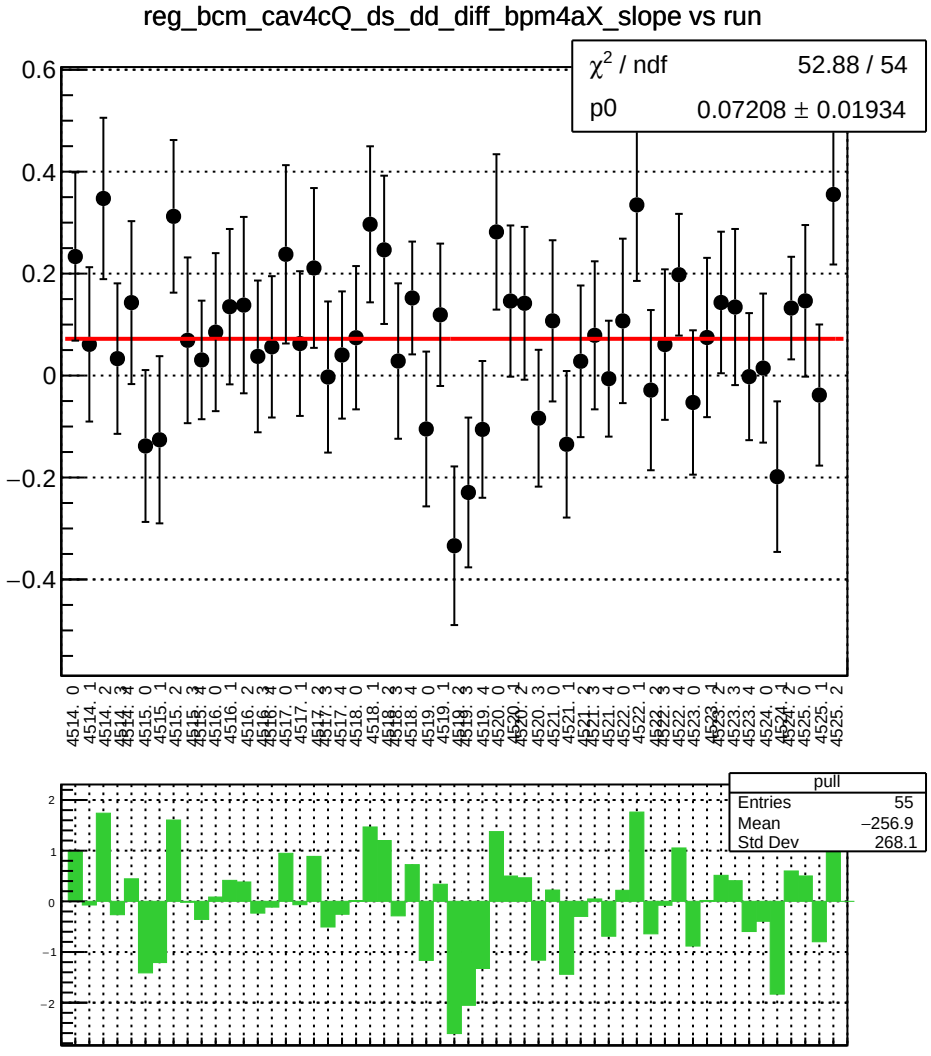
reg_bcm_cav4cQ_ds_dd_diff_bpm4aX_slope vs run
χ² / ndf 52.88 / 54
p0 0.07208 ± 0.01934
pull
Entries 55
Mean −256.9
Std Dev 268.1

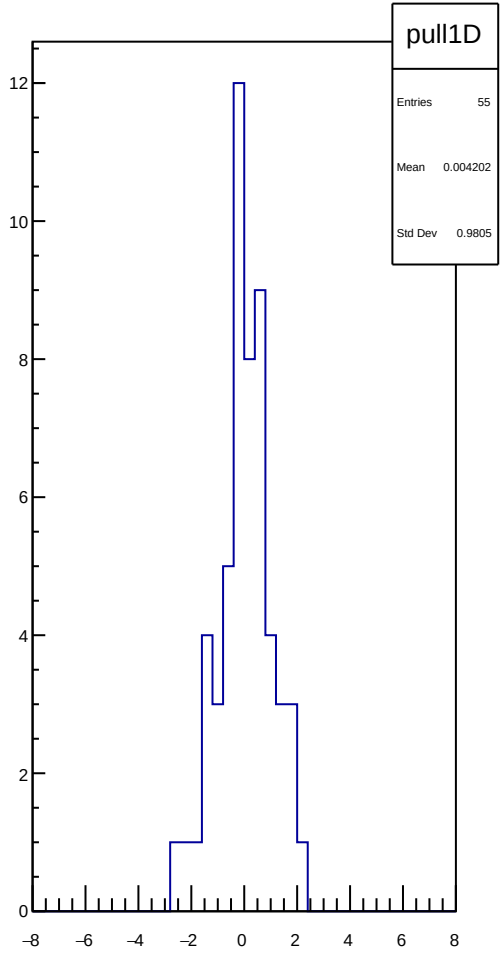
pull1D
Entries 55
Mean 0.004202
Std Dev 0.9805

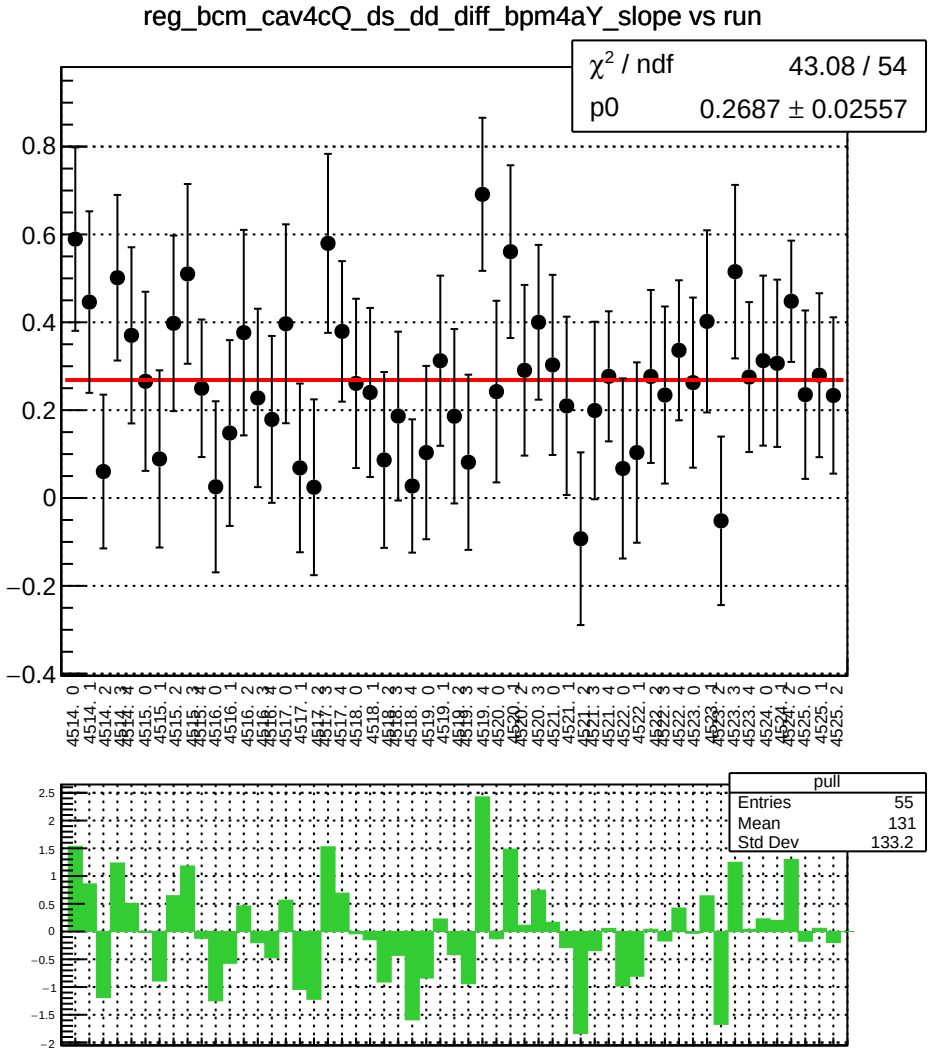
reg_bcm_cav4cQ_ds_dd_diff_bpm4aY_slope vs run
χ² / ndf 43.08 / 54
p0 0.2687 ± 0.02557
pull
Entries 55
Mean 131
Std Dev 133.2

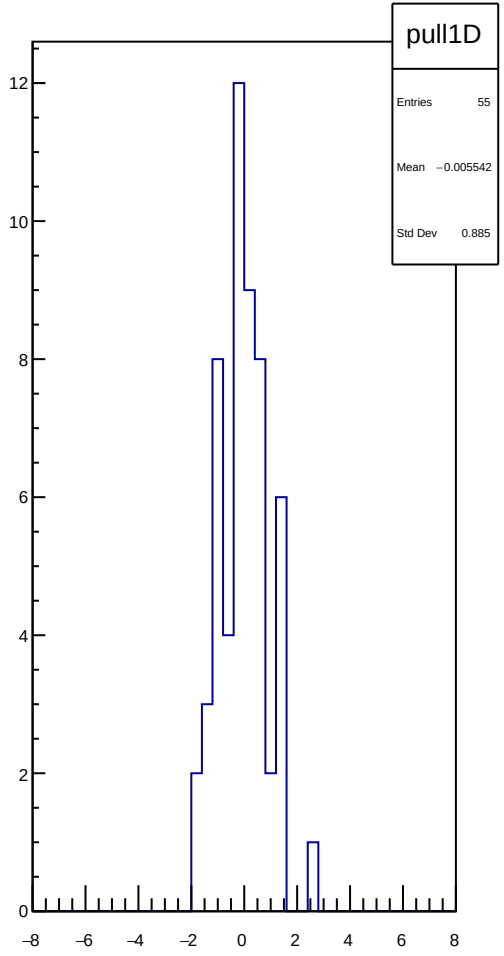
pull1D
Entries 55
Mean −0.005542
Std Dev 0.885

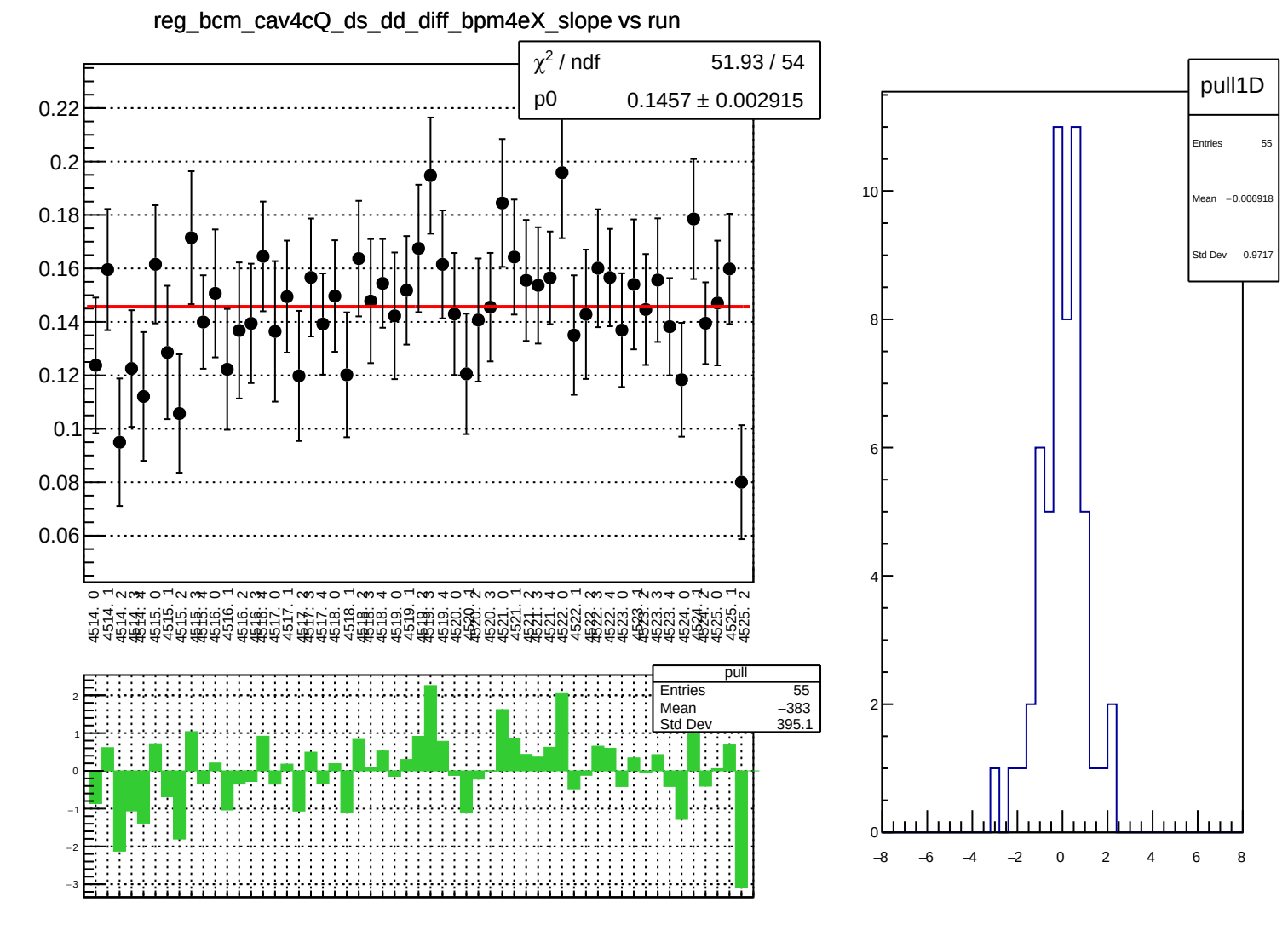
reg_bcm_cav4cQ_ds_dd_diff_bpm4eX_slope vs run
χ² / ndf 51.93 / 54
p0 0.1457 ± 0.002915
pull
Entries 55
Mean −383
Std Dev 395.1
pull1D
Entries 55
Mean −0.006918
Std Dev 0.9717

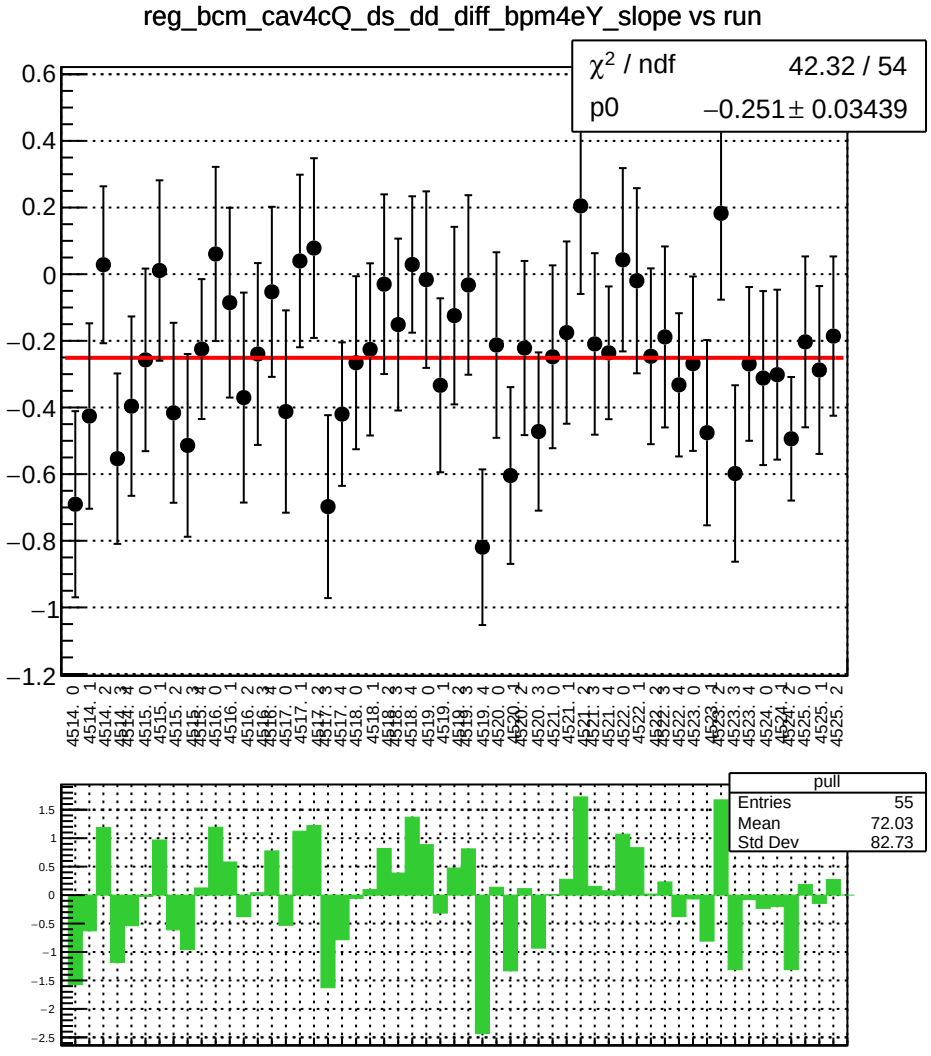
reg_bcm_cav4cQ_ds_dd_diff_bpm4eY_slope vs run
χ² / ndf 42.32 / 54
p0 −0.251 ± 0.03439
pull
Entries 55
Mean 72.03
Std Dev 82.73

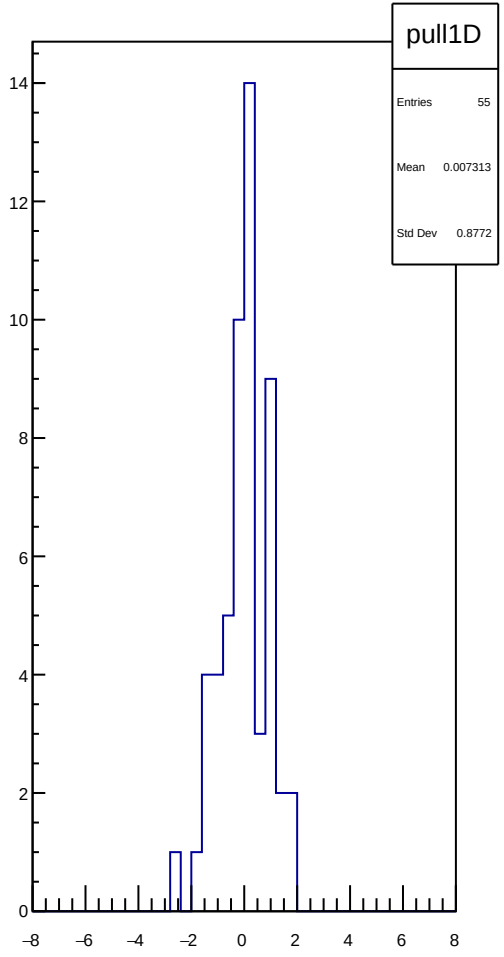
pull1D
Entries 55
Mean 0.007313
Std Dev 0.8772

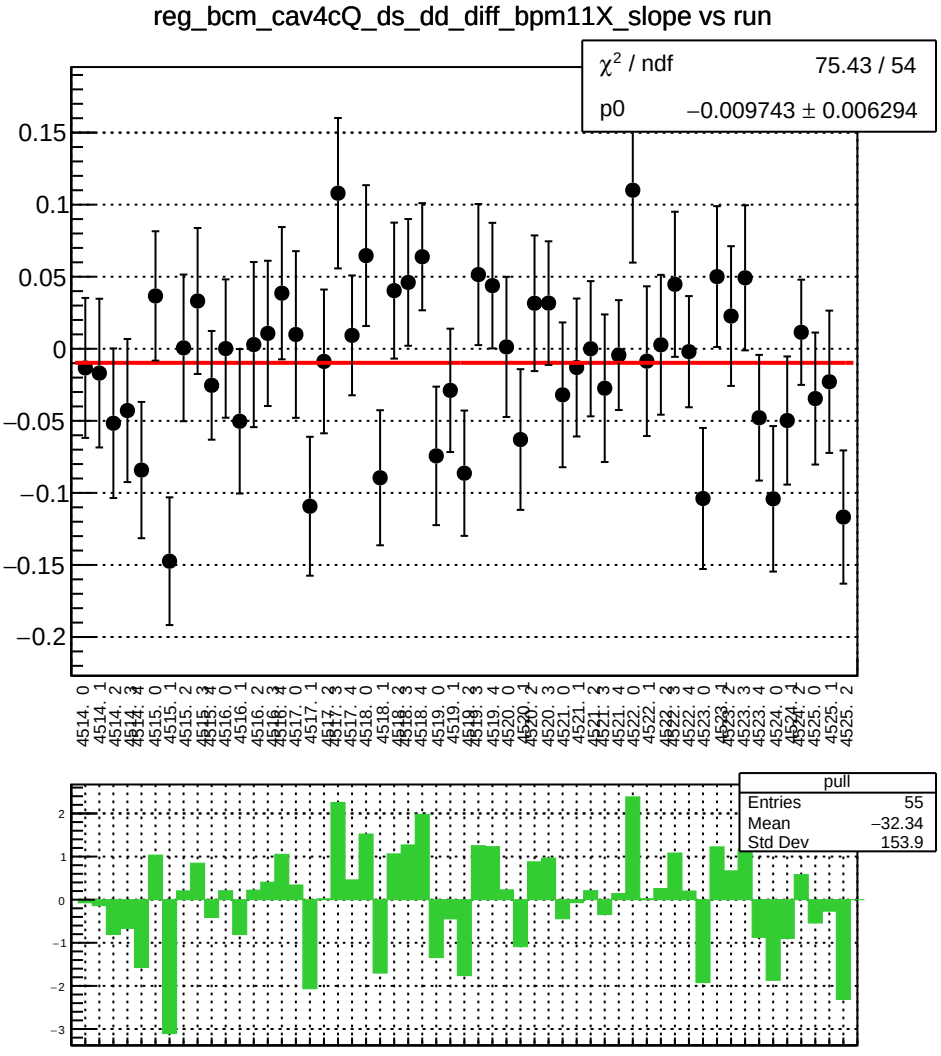
reg_bcm_cav4cQ_ds_dd_diff_bpm11X_slope vs run
χ² / ndf 75.43 / 54
p0 −0.009743 ± 0.006294
pull
Entries 55
Mean −32.34
Std Dev 153.9

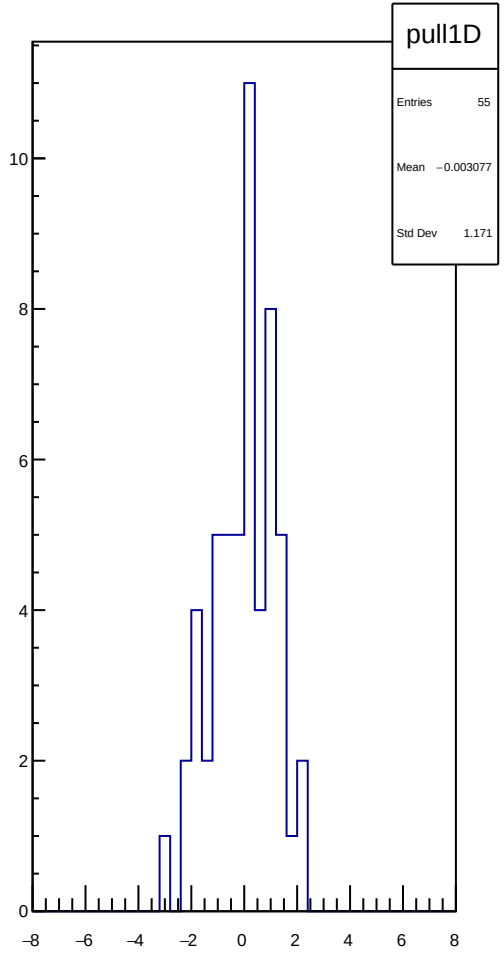
pull1D
Entries 55
Mean −0.003077
Std Dev 1.171

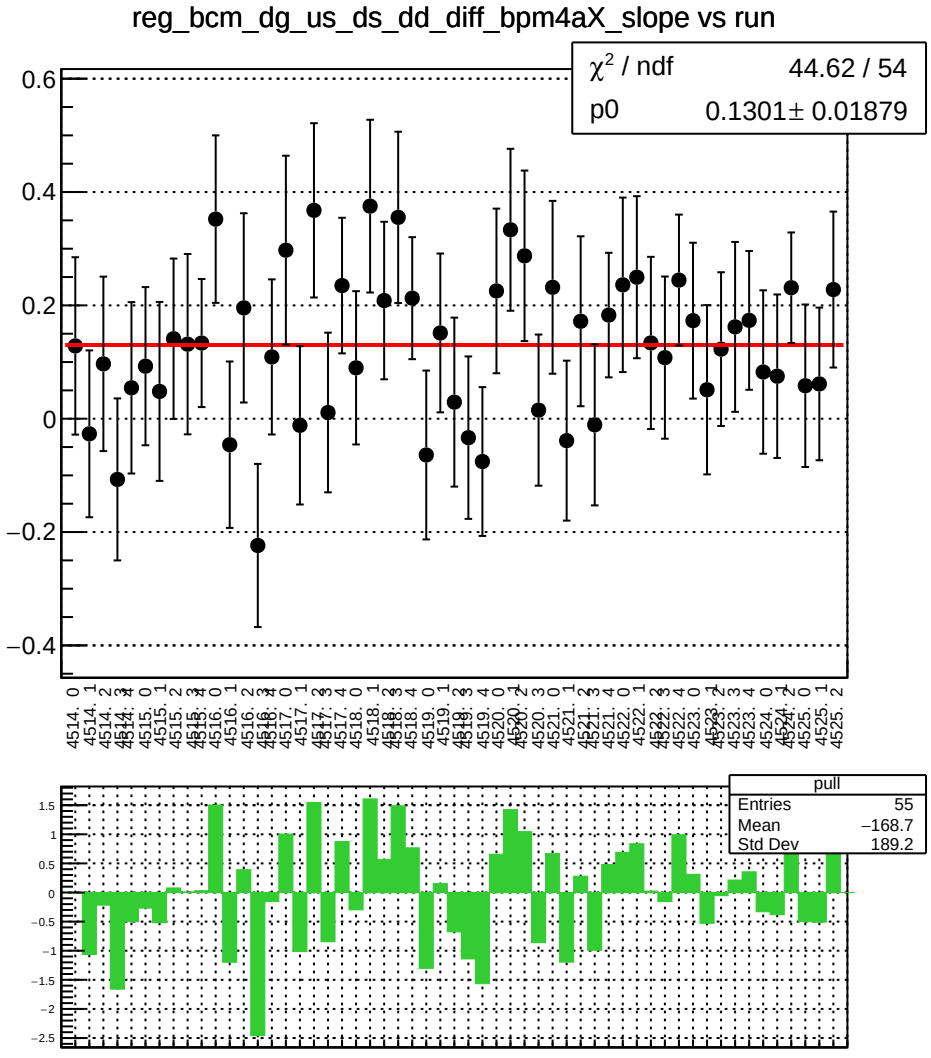
reg_bcm_dg_us_ds_dd_diff_bpm4aX_slope vs run
χ^2 / ndf 44.62 / 54
p0 0.1301± 0.01879
pull
Entries 55
Mean −168.7
Std Dev 189.2

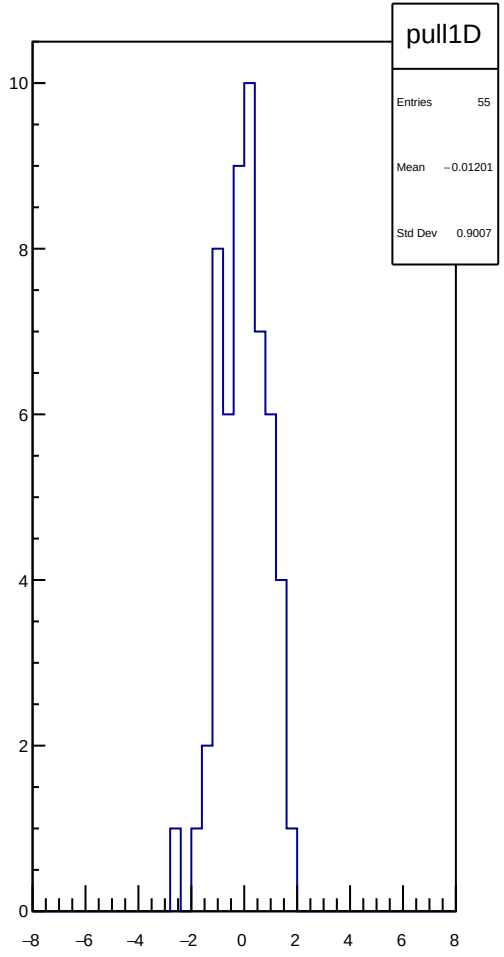
pull1D
Entries 55
Mean −0.01201
Std Dev 0.9007

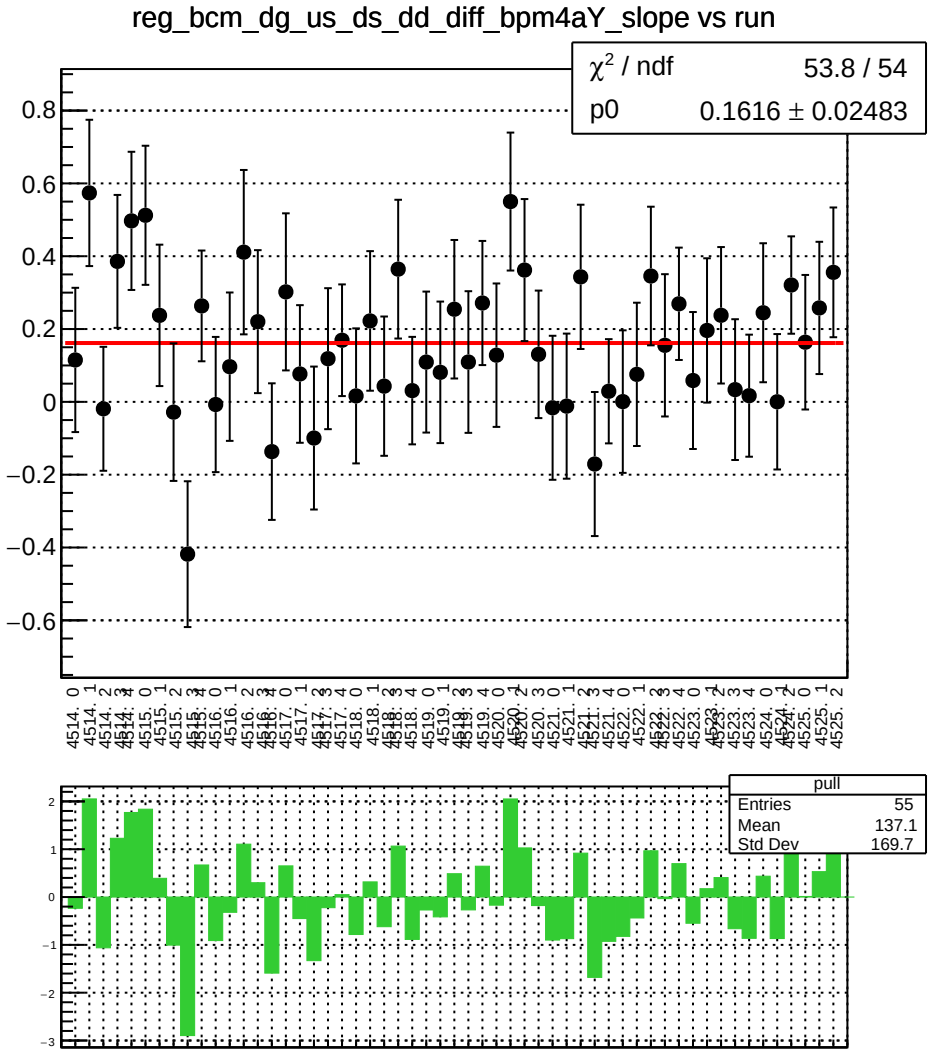
reg_bcm_dg_us_ds_dd_diff_bpm4aY_slope vs run
χ^2 / ndf 53.8 / 54
p0 0.1616 ± 0.02483
pull
Entries 55
Mean 137.1
Std Dev 169.7

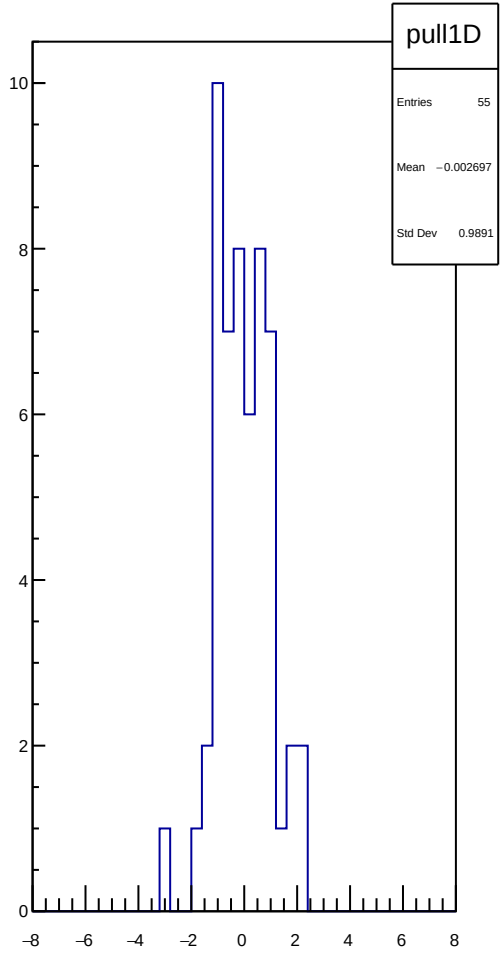
pull1D
Entries 55
Mean −0.002697
Std Dev 0.9891

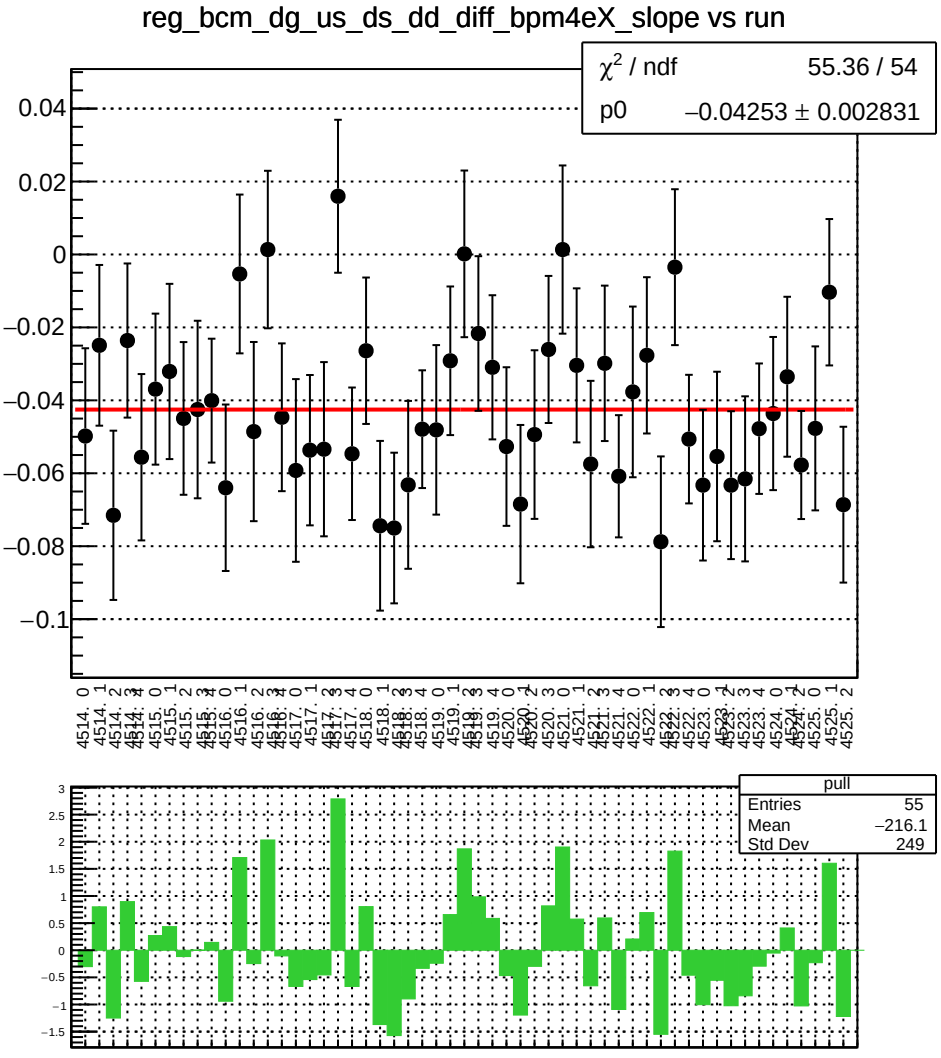
reg_bcm_dg_us_ds_dd_diff_bpm4eX_slope vs run
χ² / ndf 55.36 / 54
p0 −0.04253 ± 0.002831
pull
Entries 55
Mean −216.1
Std Dev 249

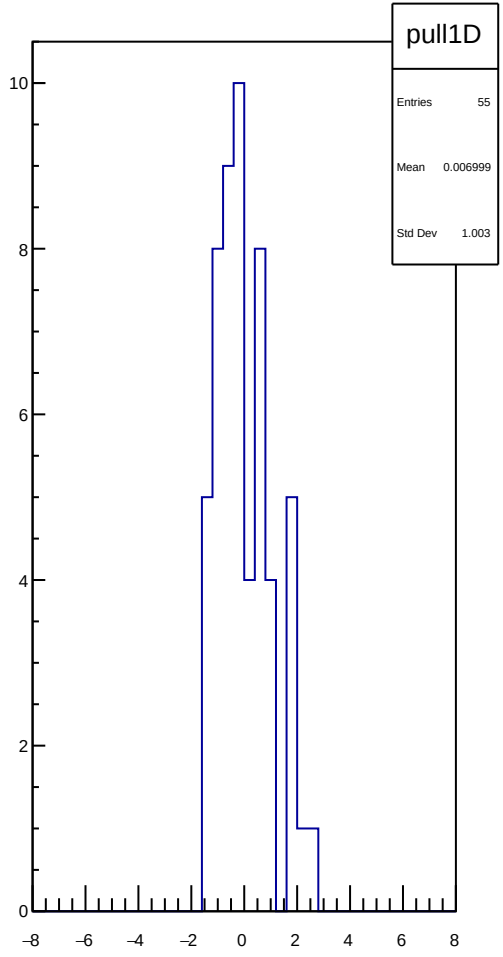
pull1D
Entries 55
Mean 0.006999
Std Dev 1.003

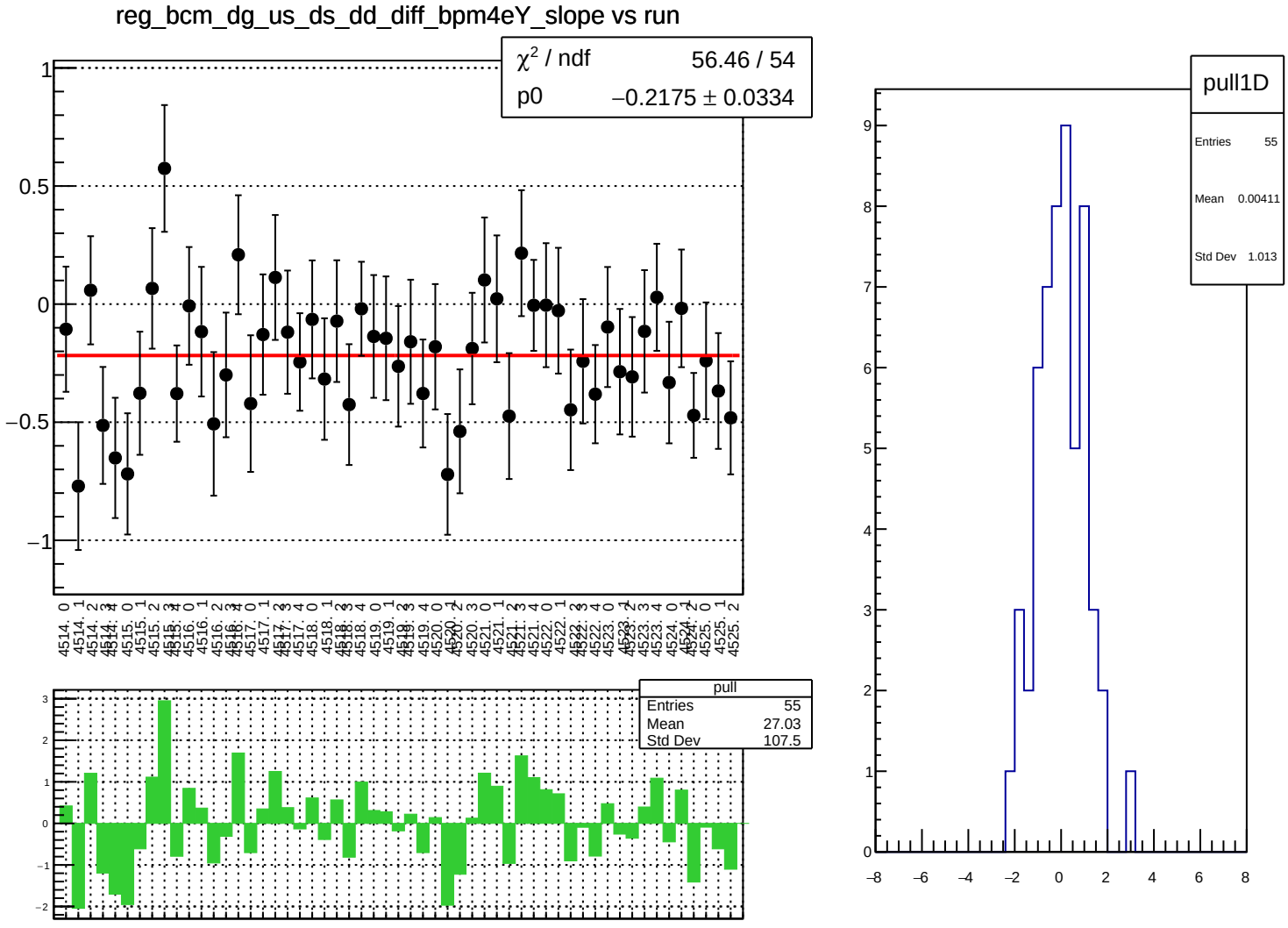
reg_bcm_dg_us_ds_dd_diff_bpm4eY_slope vs run
χ² / ndf 56.46 / 54
p0 −0.2175 ± 0.0334
pull
Entries 55
Mean 27.03
Std Dev 107.5
pull1D
Entries 55
Mean 0.00411
Std Dev 1.013

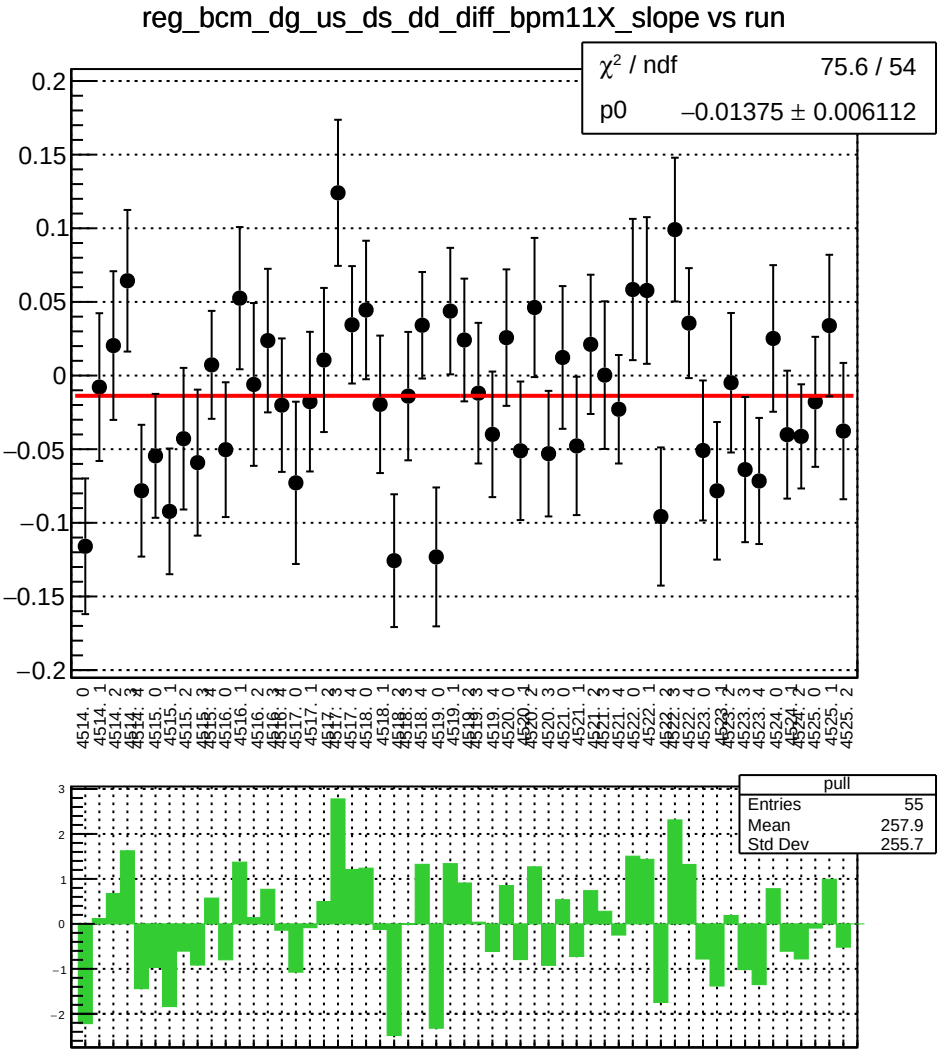
reg_bcm_dg_us_ds_dd_diff_bpm11X_slope vs run
χ² / ndf 75.6 / 54
p0 −0.01375 ± 0.006112
pull
Entries 55
Mean 257.9
Std Dev 255.7

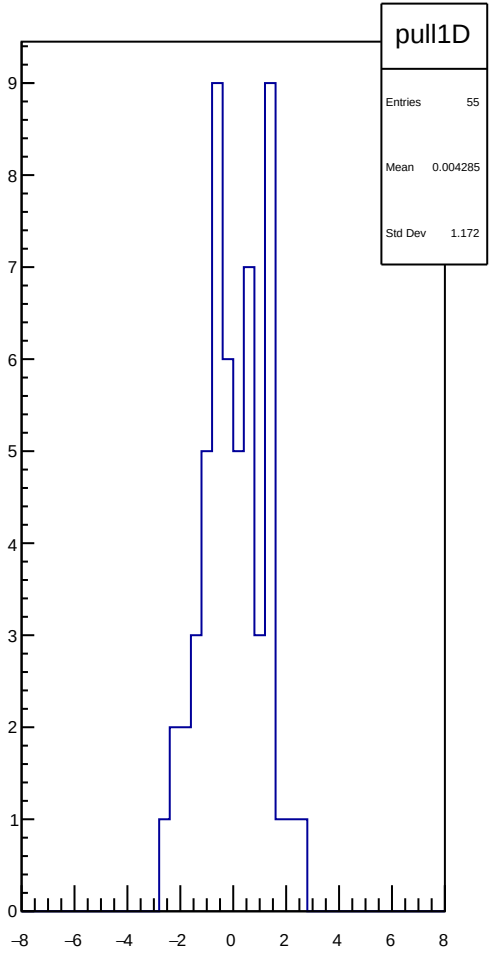
pull1D
Entries 55
Mean 0.004285
Std Dev 1.172

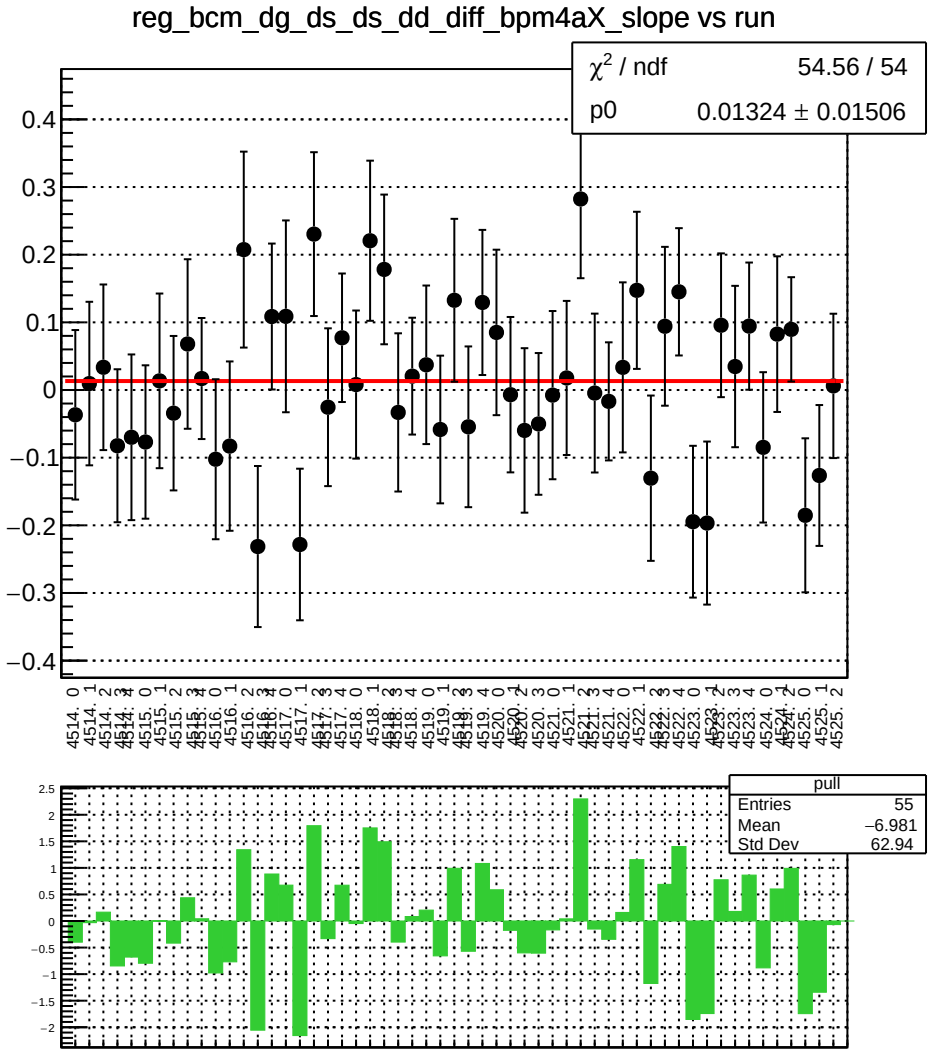
reg_bcm_dg_ds_ds_dd_diff_bpm4aX_slope vs run
χ² / ndf 54.56 / 54
p0 0.01324 ± 0.01506
pull
Entries 55
Mean −6.981
Std Dev 62.94

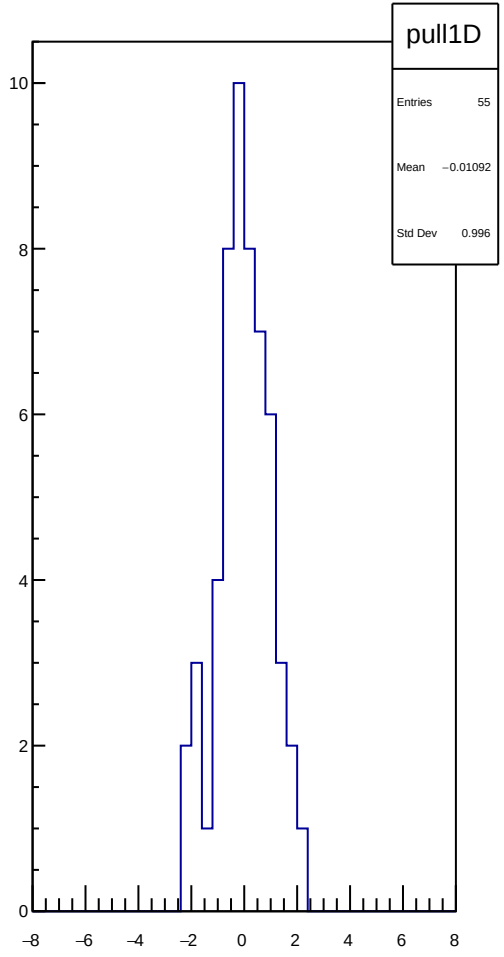
pull1D
Entries 55
Mean −0.01092
Std Dev 0.996

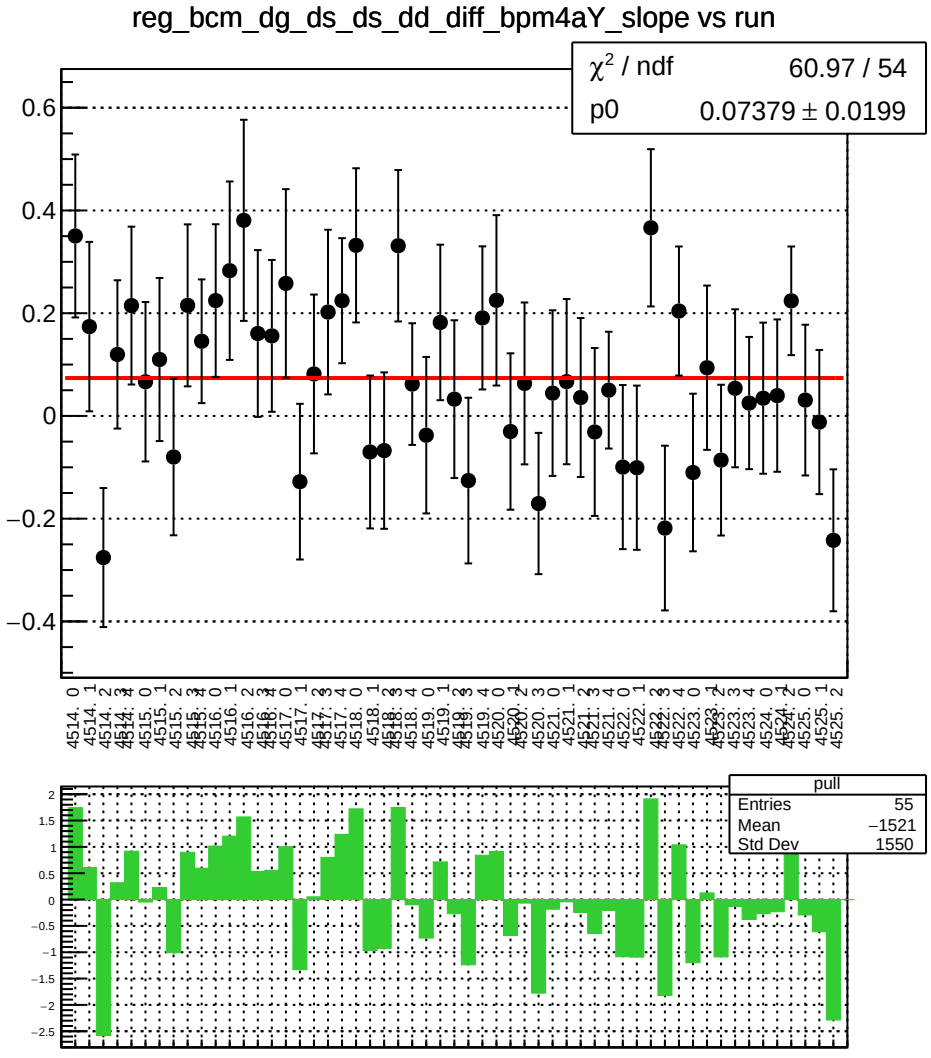
reg_bcm_dg_ds_ds_dd_diff_bpm4aY_slope vs run
χ^2 / ndf 60.97 / 54
p0 0.07379 ± 0.0199
pull
Entries 55
Mean −1521
Std Dev 1550

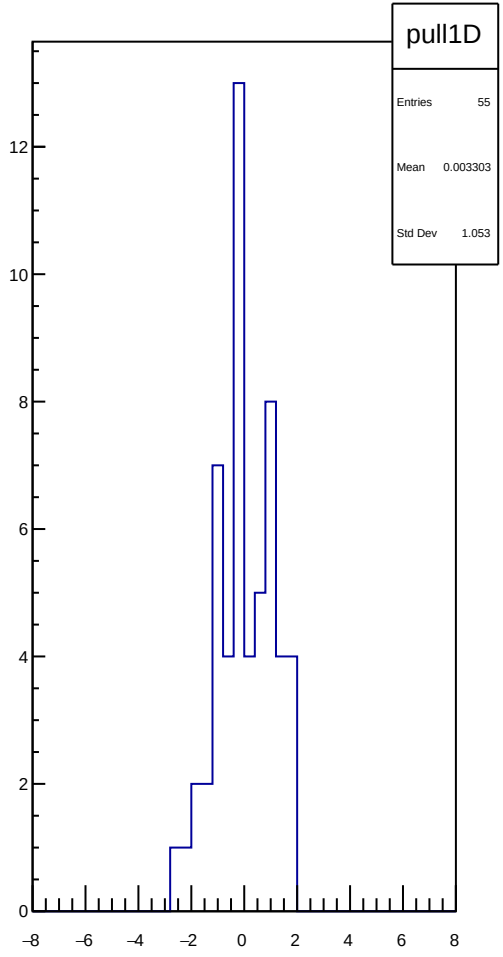
pull1D
Entries 55
Mean 0.003303
Std Dev 1.053

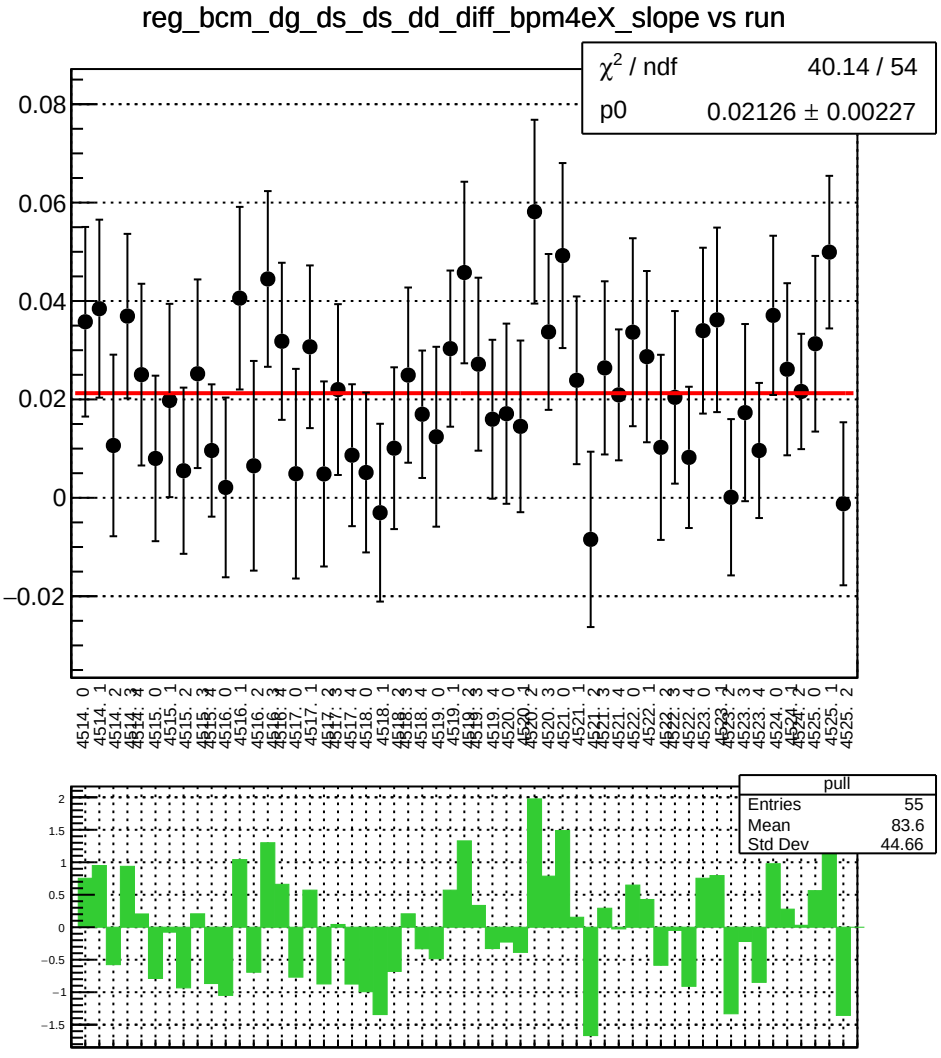
reg_bcm_dg_ds_ds_dd_diff_bpm4eX_slope vs run
χ^2 / ndf 40.14 / 54
p0 0.02126 ± 0.00227
pull
Entries 55
Mean 83.6
Std Dev 44.66

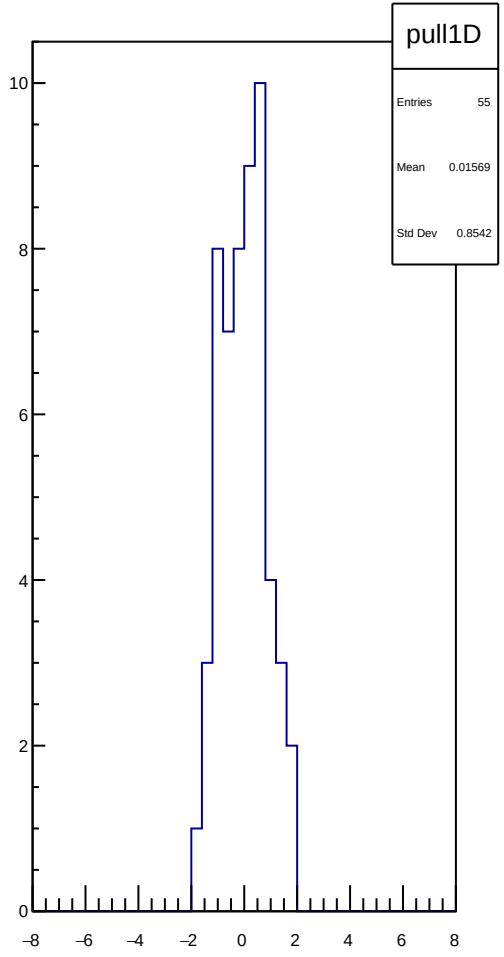
pull1D
Entries 55
Mean 0.01569
Std Dev 0.8542

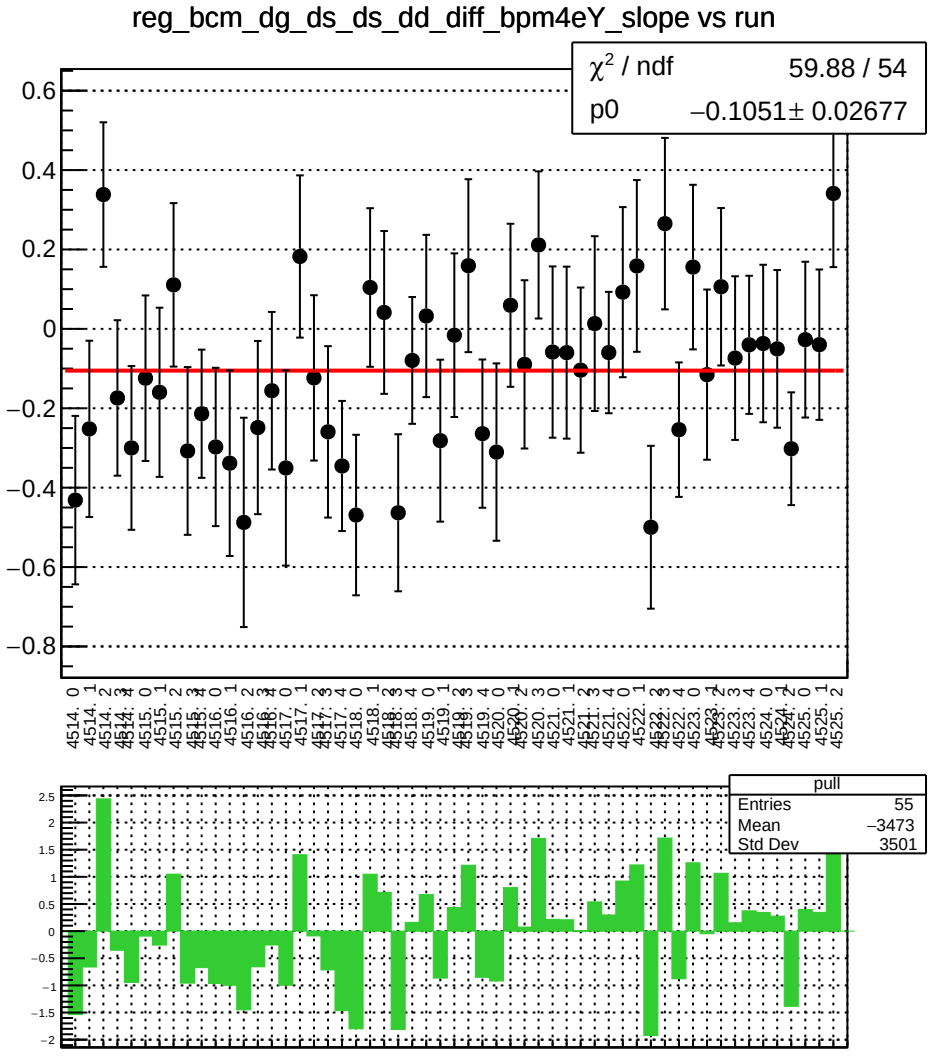
reg_bcm_dg_ds_ds_dd_diff_bpm4eY_slope vs run
χ² / ndf 59.88 / 54
p0 −0.1051± 0.02677
pull
Entries 55
Mean −3473
Std Dev 3501

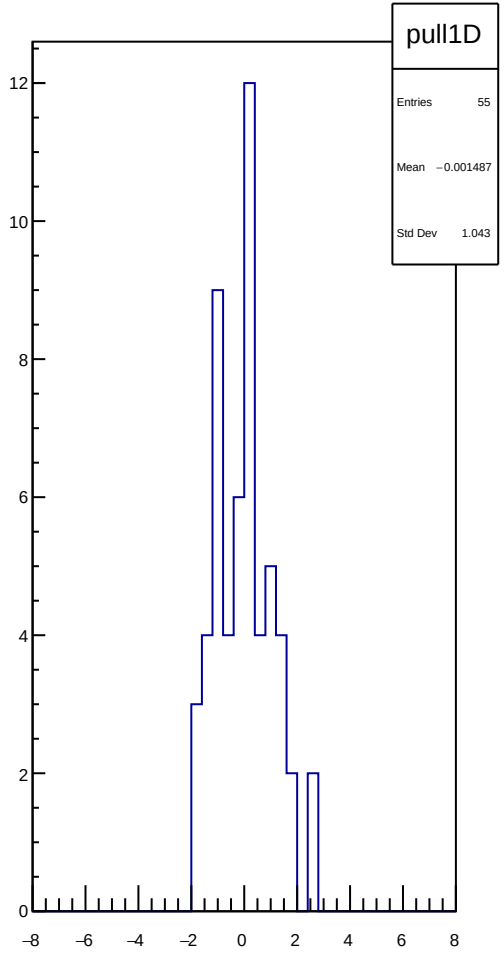
pull1D
Entries 55
Mean −0.001487
Std Dev 1.043

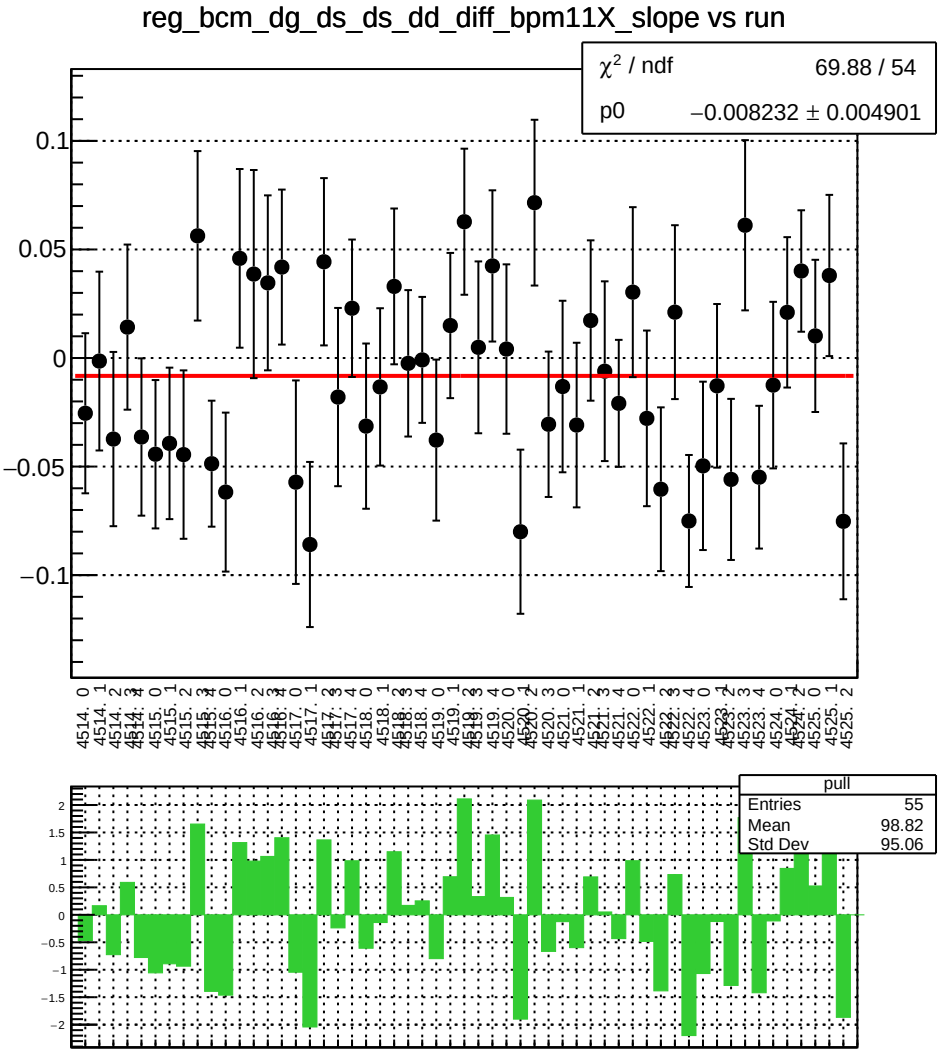
reg_bcm_dg_ds_ds_dd_diff_bpm11X_slope vs run
χ² / ndf 69.88 / 54
p0 −0.008232 ± 0.004901
pull
Entries 55
Mean 98.82
Std Dev 95.06

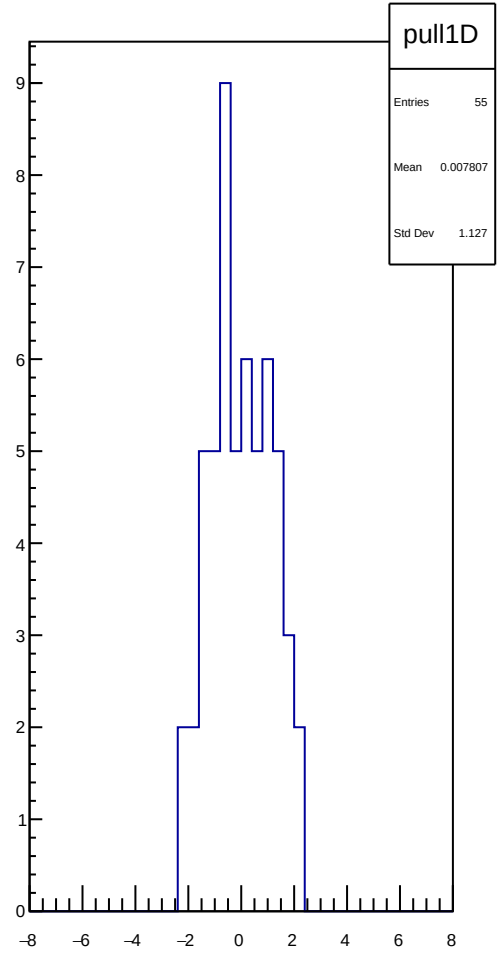
pull1D
Entries 55
Mean 0.007807
Std Dev 1.127