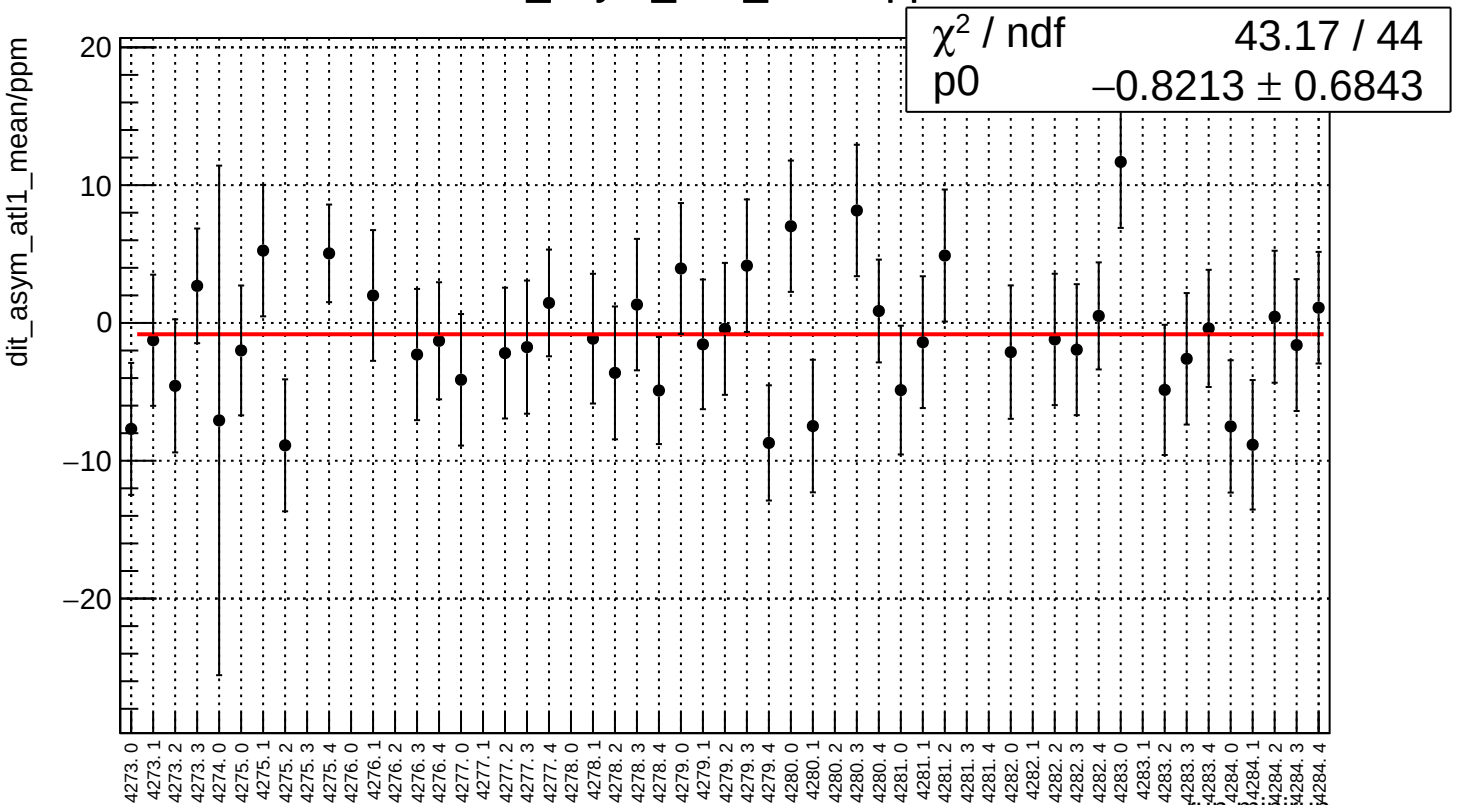
dit_asym_atl1_mean/ppm
χ² / ndf 43.17 / 44
p0 −0.8213 ± 0.6843
dit_asym_atl1_mean/ppm
20
10
0
−10
−20
4273. 0
4273. 1
4273. 2
4273. 3
4274. 0
4275. 0
4275. 1
4275. 2
4275. 3
4275. 4
4276. 0
4276. 1
4276. 2
4276. 3
4276. 4
4277. 0
4277. 1
4277. 2
4277. 3
4277. 4
4278. 0
4278. 1
4278. 2
4278. 3
4278. 4
4279. 0
4279. 1
4279. 2
4279. 3
4279. 4
4280. 0
4280. 1
4280. 2
4280. 3
4280. 4
4281. 0
4281. 1
4281. 2
4281. 3
4281. 4
4282. 0
4282. 1
4282. 2
4282. 3
4282. 4
4283. 0
4283. 1
4283. 2
4283. 3
4283. 4
4284. 0
4284. 1
4284. 2
4284. 3
4284. 4
run.minirun

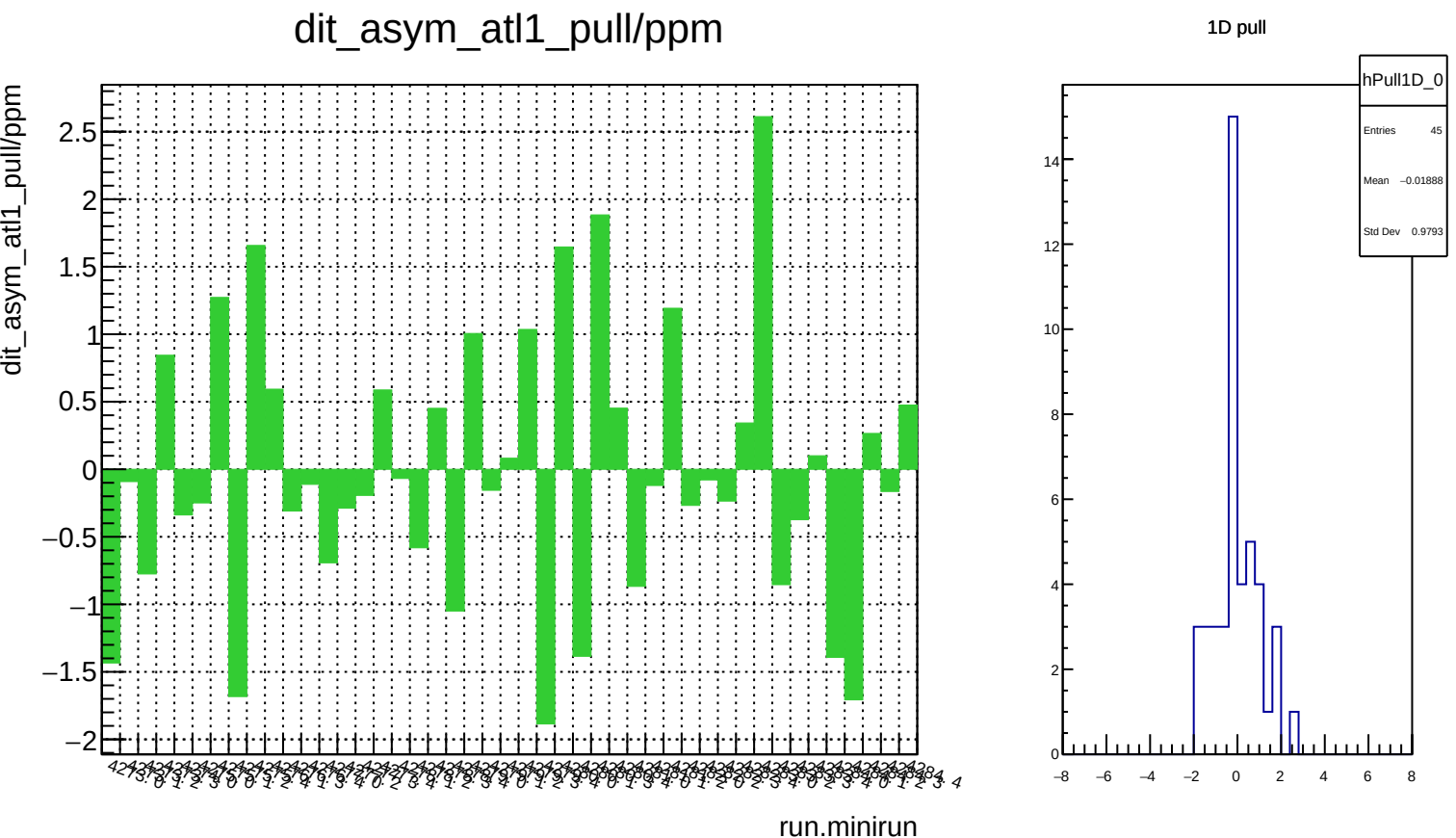
dit_asym_atl1_pull/ppm
dit_asym_atl1_pull/ppm
run.minirun
1D pull
hPull1D_0
Entries 45
Mean −0.01888
Std Dev 0.9793

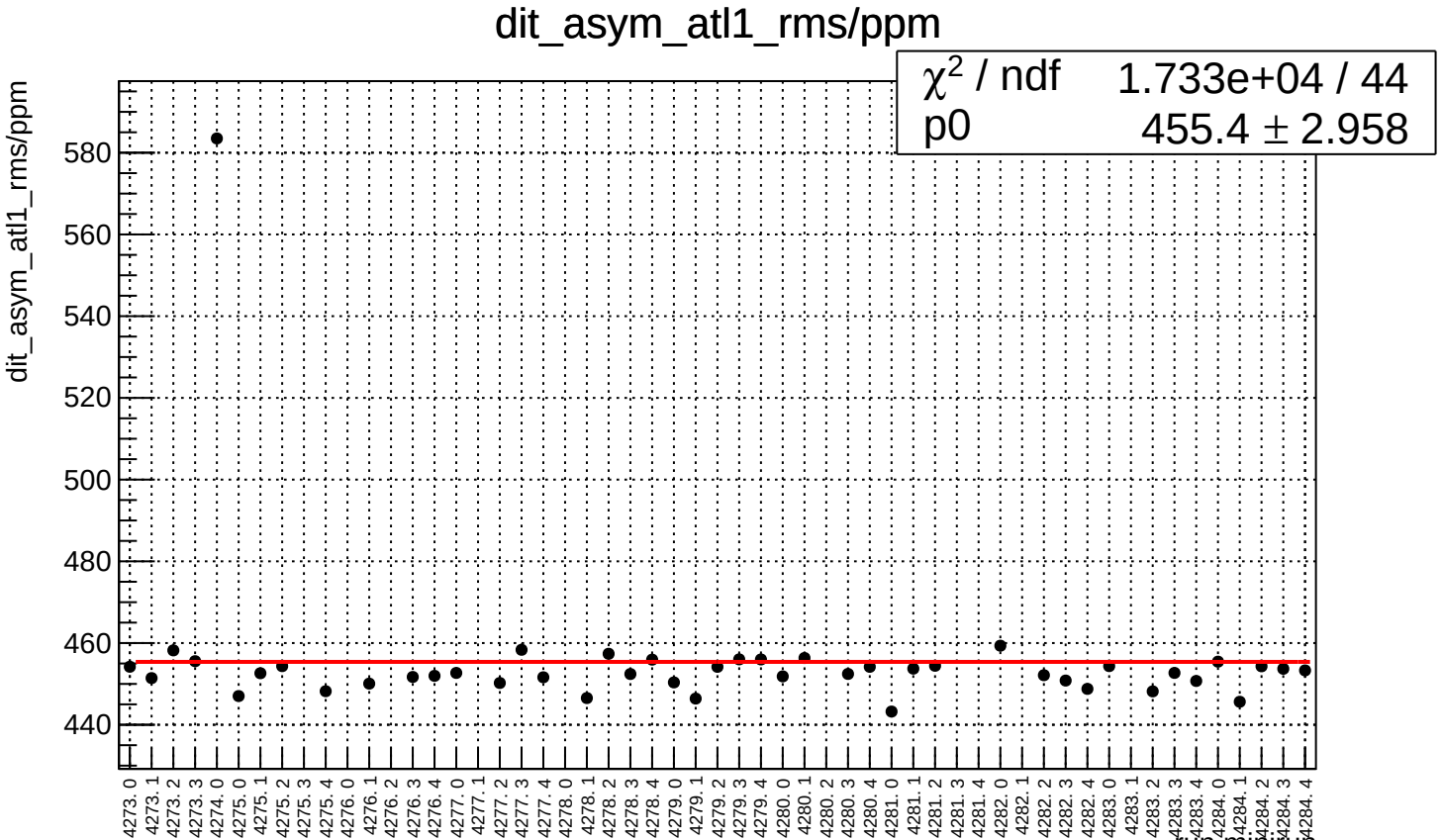
dit_asym_atl1_rms/ppm
χ^2 / ndf 1.733e+04 / 44
p0 455.4 ± 2.958
dit_asym_atl1_rms/ppm
580
560
540
520
500
480
460
440
4273. 0
4273. 1
4273. 2
4273. 3
4274. 0
4275. 0
4275. 1
4275. 2
4275. 3
4275. 4
4276. 0
4276. 1
4276. 2
4276. 3
4276. 4
4277. 0
4277. 1
4277. 2
4277. 3
4277. 4
4278. 0
4278. 1
4278. 2
4278. 3
4278. 4
4279. 0
4279. 1
4279. 2
4279. 3
4279. 4
4280. 0
4280. 1
4280. 2
4280. 3
4280. 4
4281. 0
4281. 1
4281. 2
4281. 3
4281. 4
4282. 0
4282. 1
4282. 2
4282. 3
4282. 4
4283. 0
4283. 1
4283. 2
4283. 3
4283. 4
4284. 0
4284. 1
4284. 2
4284. 3
4284. 4
run.minirun

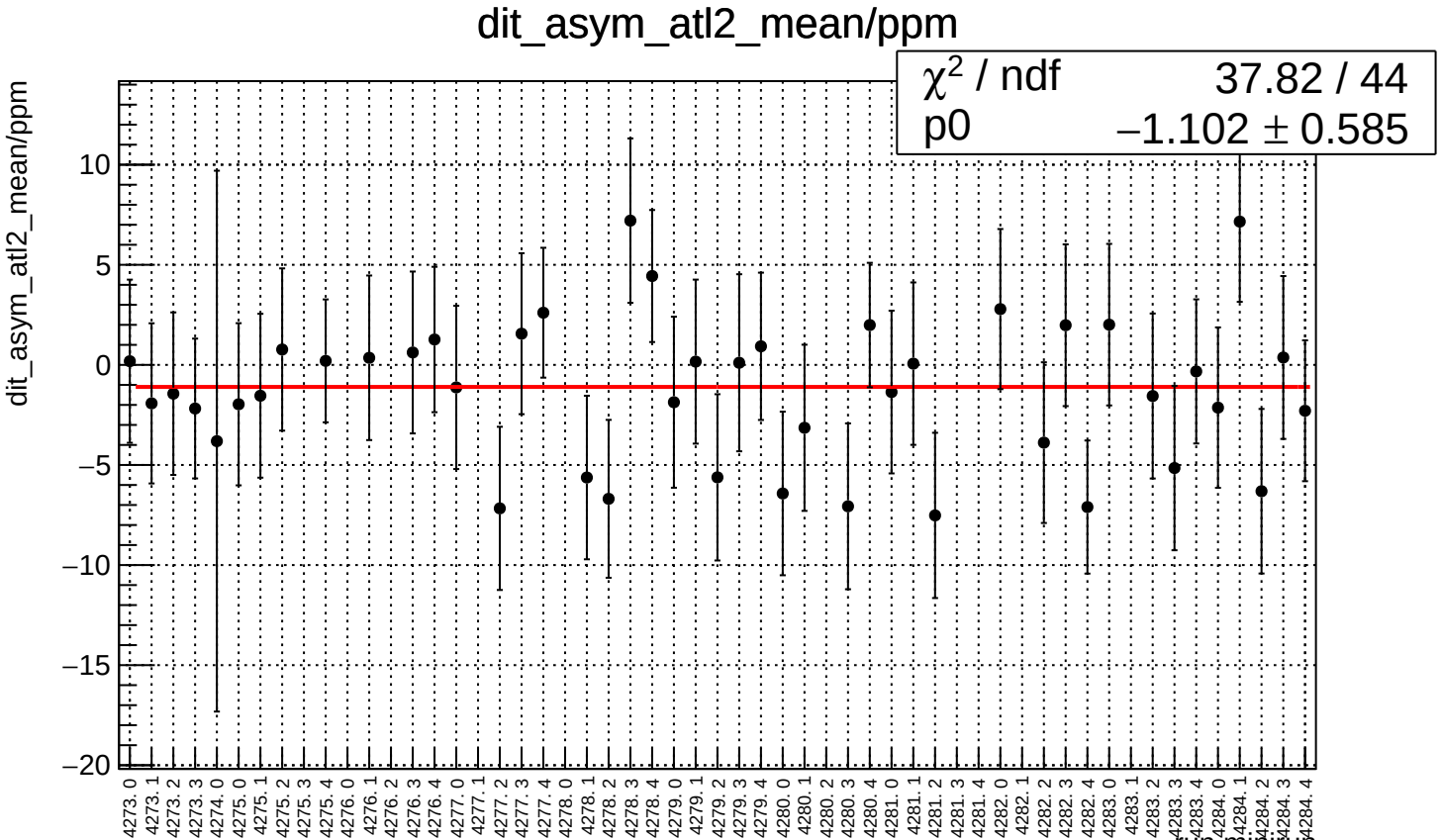
dit_asym_atl2_mean/ppm
χ² / ndf 37.82 / 44
p0 −1.102 ± 0.585
dit_asym_atl2_mean/ppm
10
5
0
−5
−10
−15
−20
4273. 0
4273. 1
4273. 2
4273. 3
4274. 0
4275. 0
4275. 1
4275. 2
4275. 3
4275. 4
4276. 0
4276. 1
4276. 2
4276. 3
4276. 4
4277. 0
4277. 1
4277. 2
4277. 3
4277. 4
4278. 0
4278. 1
4278. 2
4278. 3
4278. 4
4279. 0
4279. 1
4279. 2
4279. 3
4279. 4
4280. 0
4280. 1
4280. 2
4280. 3
4280. 4
4281. 0
4281. 1
4281. 2
4281. 3
4281. 4
4282. 0
4282. 1
4282. 2
4282. 3
4282. 4
4283. 0
4283. 1
4283. 2
4283. 3
4283. 4
4284. 0
4284. 1
4284. 2
4284. 3
4284. 4
run.minirun

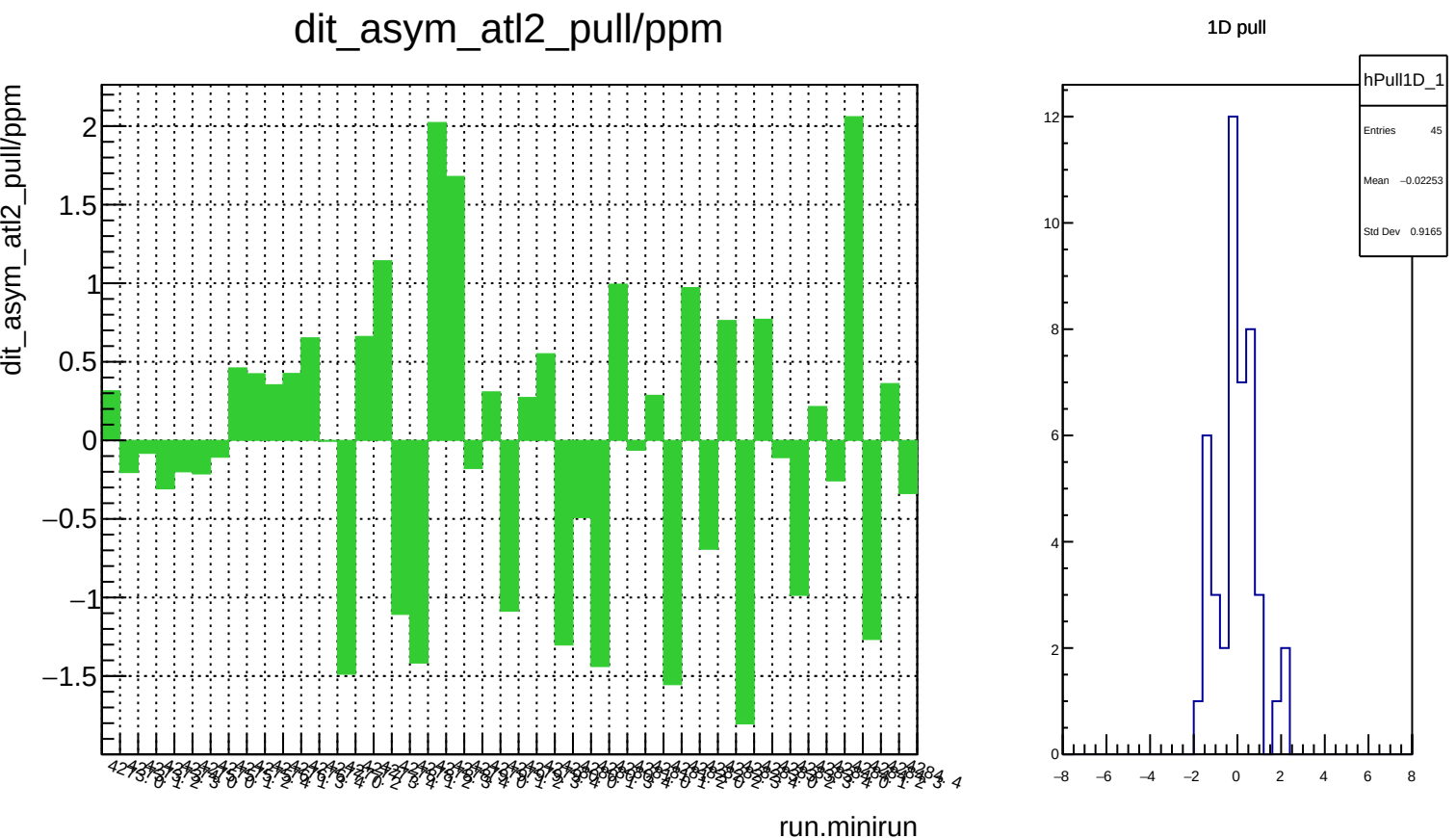
dit_asym_atl2_pull/ppm
dit_asym_atl2_pull/ppm
run.minirun
1D pull
hPull1D_1
Entries 45
Mean −0.02253
Std Dev 0.9165

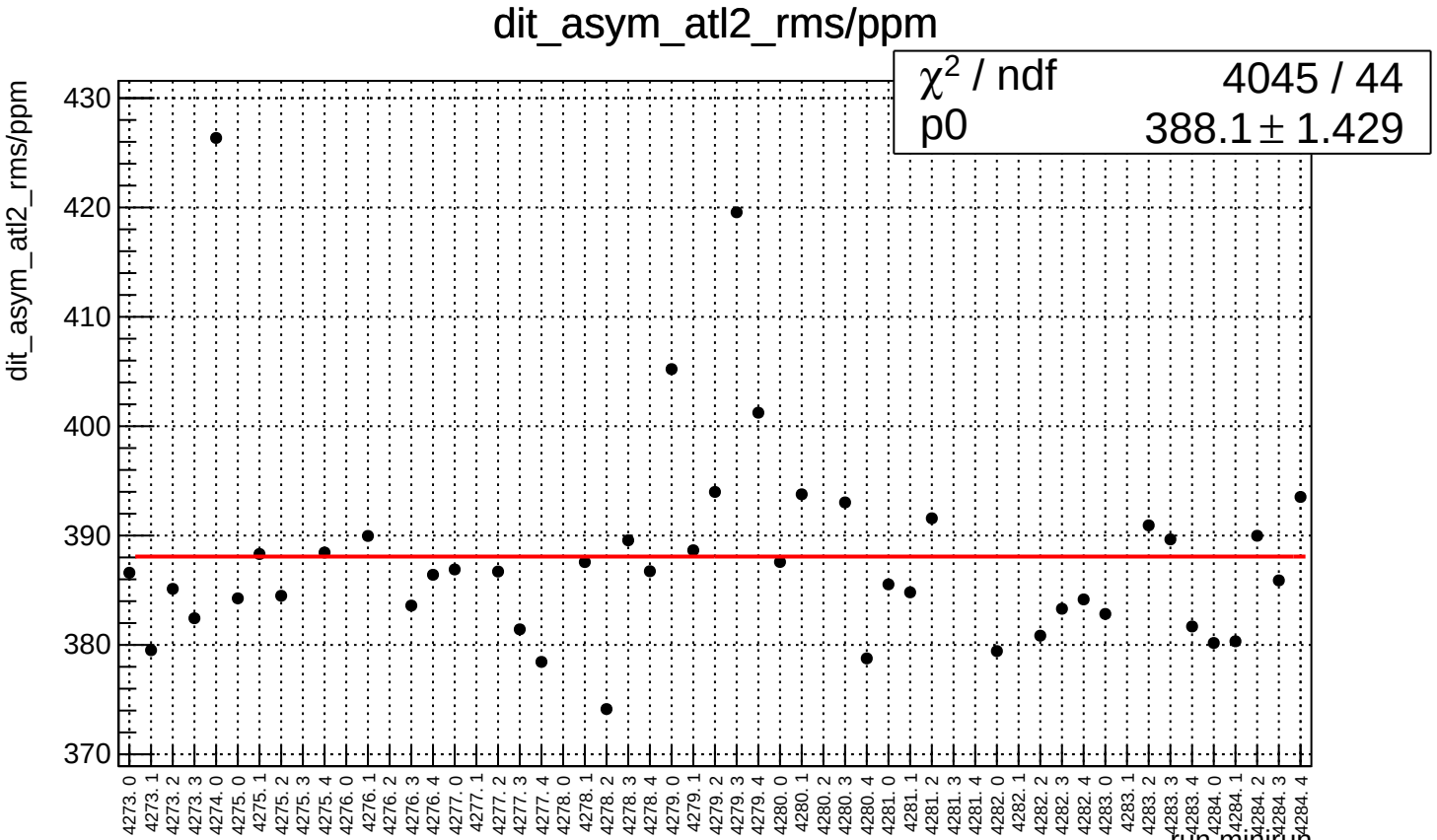
dit_asym_atl2_rms/ppm
χ2 / ndf 4045 / 44
p0 388.1 ± 1.429
dit_asym_atl2_rms/ppm
430
420
410
400
390
380
370
4273. 0
4273. 1
4273. 2
4273. 3
4274. 0
4275. 0
4275. 1
4275. 2
4275. 3
4275. 4
4276. 0
4276. 1
4276. 2
4276. 3
4276. 4
4277. 0
4277. 1
4277. 2
4277. 3
4277. 4
4278. 0
4278. 1
4278. 2
4278. 3
4278. 4
4279. 0
4279. 1
4279. 2
4279. 3
4279. 4
4280. 0
4280. 1
4280. 2
4280. 3
4280. 4
4281. 0
4281. 1
4281. 2
4281. 3
4281. 4
4282. 0
4282. 1
4282. 2
4282. 3
4282. 4
4283. 0
4283. 1
4283. 2
4283. 3
4283. 4
4284. 0
4284. 1
4284. 2
4284. 3
4284. 4
run.minirun

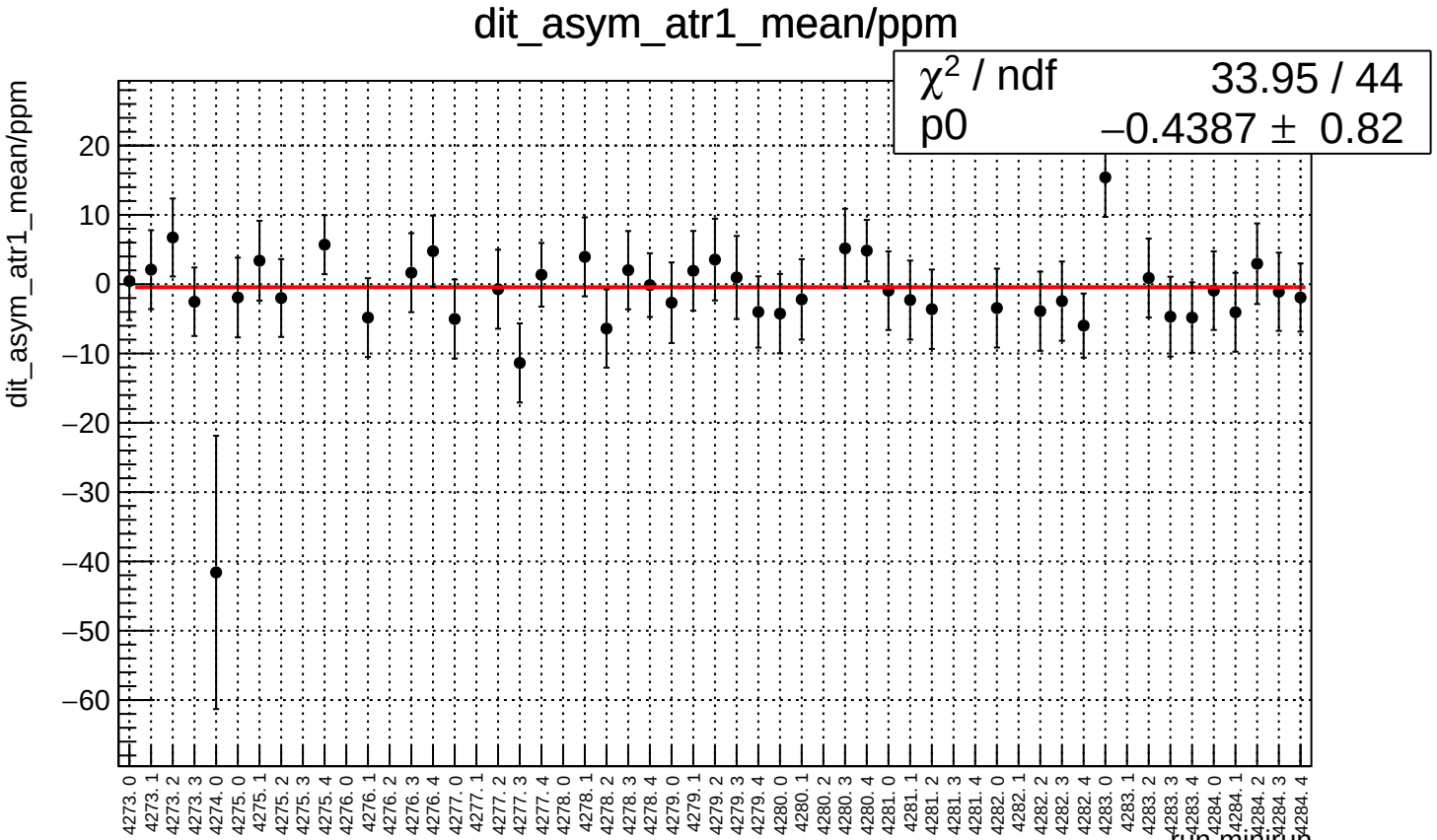
dit_asym_atr1_mean/ppm
χ2 / ndf 33.95 / 44
p0 –0.4387 ± 0.82
dit_asym_atr1_mean/ppm
20
10
0
–10
–20
–30
–40
–50
–60
4273. 0
4273. 1
4273. 2
4273. 3
4274. 0
4275. 0
4275. 1
4275. 2
4275. 3
4275. 4
4276. 0
4276. 1
4276. 2
4276. 3
4276. 4
4277. 0
4277. 1
4277. 2
4277. 3
4277. 4
4278. 0
4278. 1
4278. 2
4278. 3
4278. 4
4279. 0
4279. 1
4279. 2
4279. 3
4279. 4
4280. 0
4280. 1
4280. 2
4280. 3
4280. 4
4281. 0
4281. 1
4281. 2
4281. 3
4281. 4
4282. 0
4282. 1
4282. 2
4282. 3
4282. 4
4283. 0
4283. 1
4283. 2
4283. 3
4283. 4
4284. 0
4284. 1
4284. 2
4284. 3
4284. 4
run.minirun

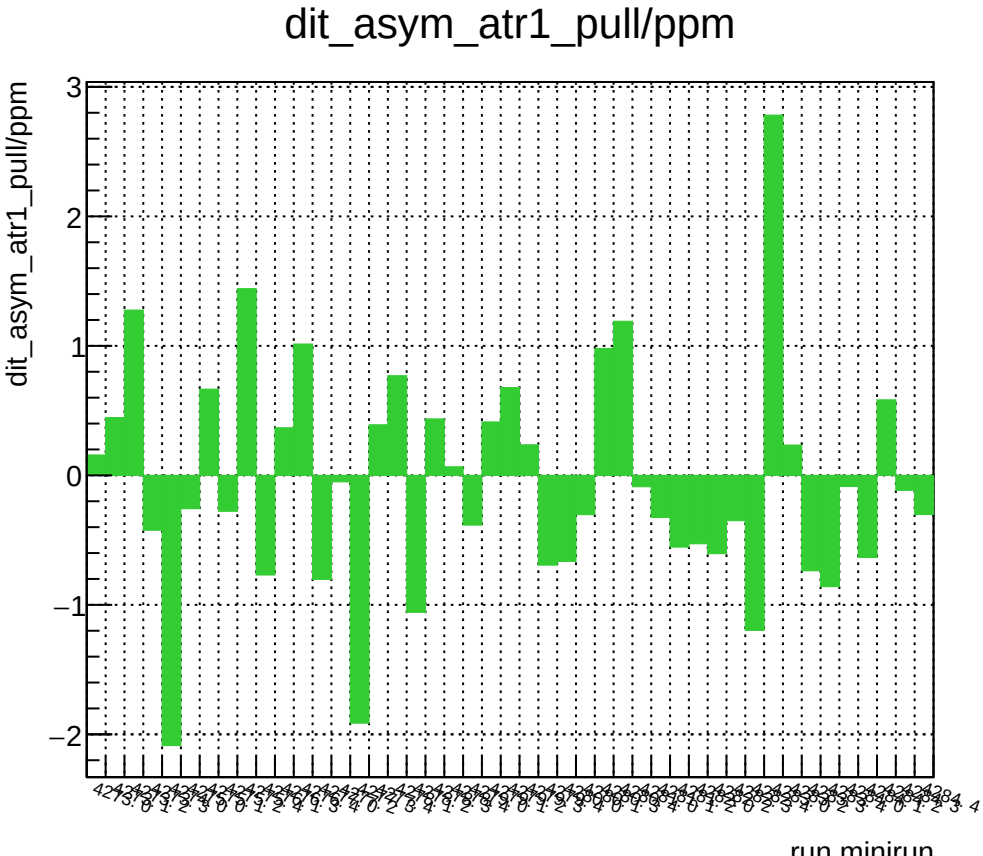
dit_asym_atr1_pull/ppm
dit_asym_atr1_pull/ppm
run.minirun

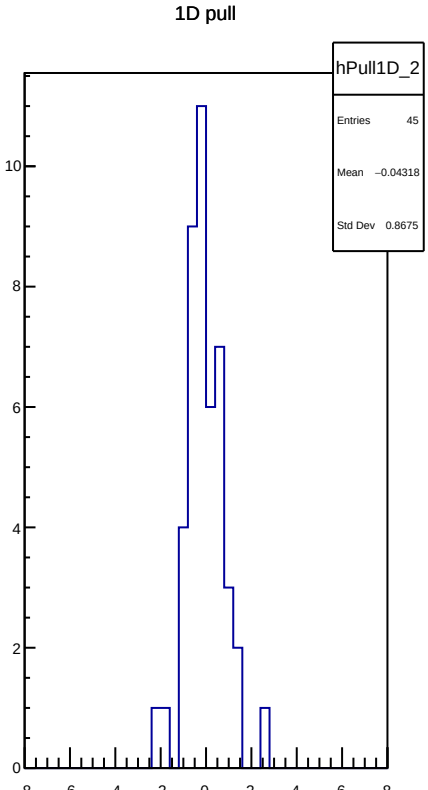
1D pull
hPull1D_2
Entries 45
Mean −0.04318
Std Dev 0.8675

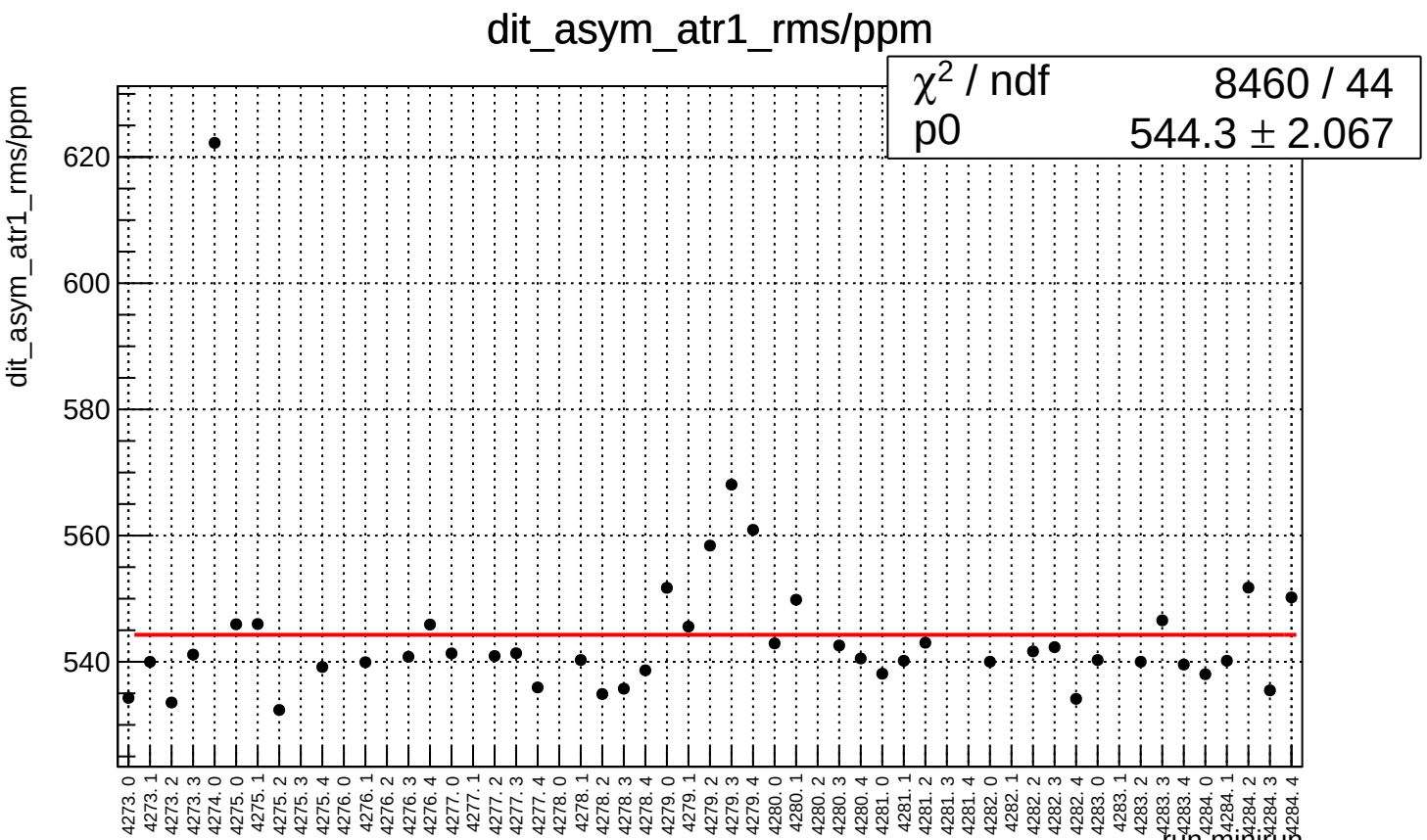
dit_asym_atr1_rms/ppm
χ2 / ndf 8460 / 44
p0 544.3 ± 2.067
dit_asym_atr1_rms/ppm
620
600
580
560
540
4273. 0
4273. 1
4273. 2
4273. 3
4274. 0
4275. 0
4275. 1
4275. 2
4275. 3
4275. 4
4276. 0
4276. 1
4276. 2
4276. 3
4276. 4
4277. 0
4277. 1
4277. 2
4277. 3
4277. 4
4278. 0
4278. 1
4278. 2
4278. 3
4278. 4
4279. 0
4279. 1
4279. 2
4279. 3
4279. 4
4280. 0
4280. 1
4280. 2
4280. 3
4280. 4
4281. 0
4281. 1
4281. 2
4281. 3
4281. 4
4282. 0
4282. 1
4282. 2
4282. 3
4282. 4
4283. 0
4283. 1
4283. 2
4283. 3
4283. 4
4284. 0
4284. 1
4284. 2
4284. 3
4284. 4
run.minirun

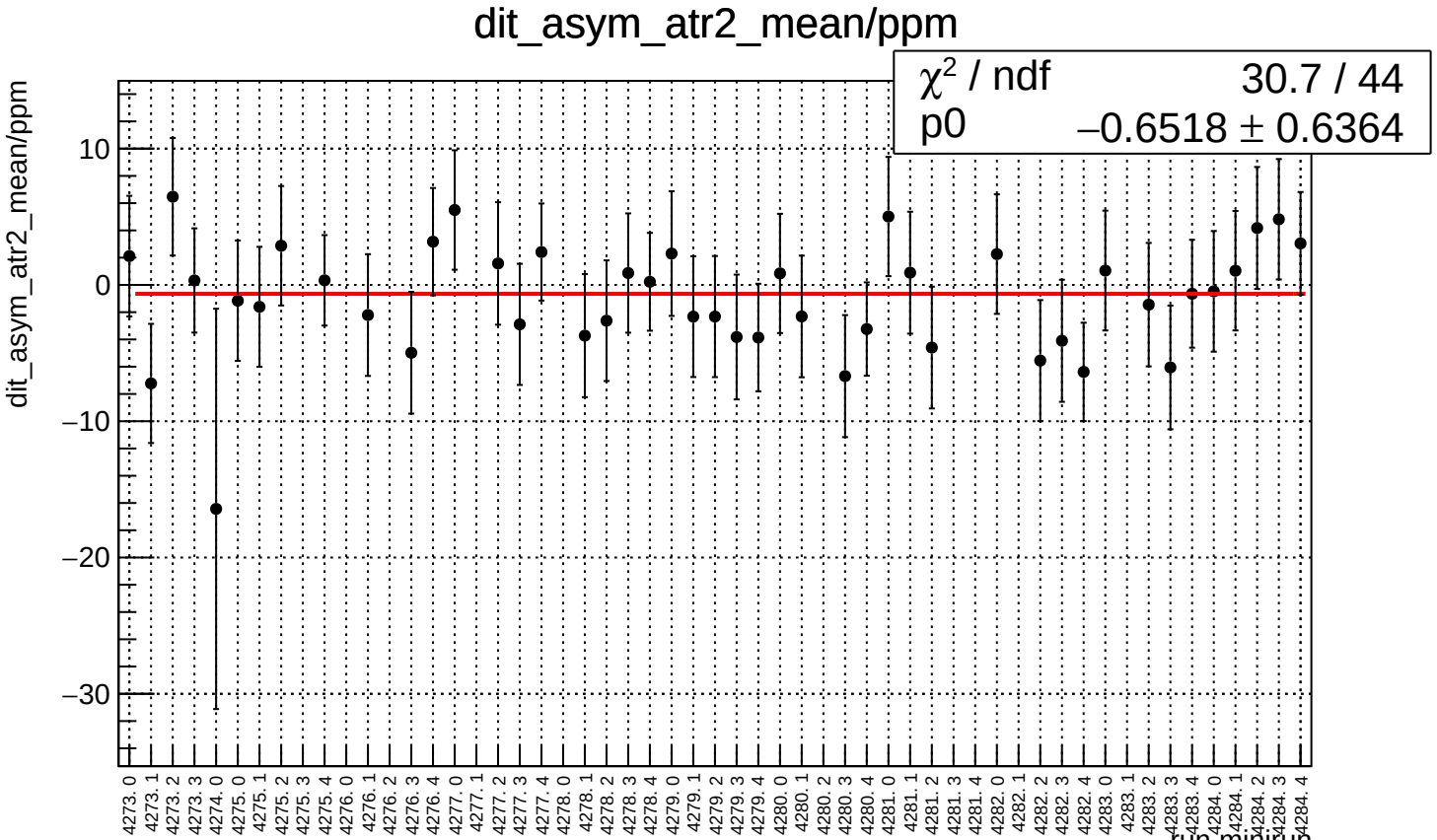
dit_asym_atr2_mean/ppm
χ² / ndf 30.7 / 44
p0 −0.6518 ± 0.6364
dit_asym_atr2_mean/ppm
10
0
−10
−20
−30
4273. 0
4273. 1
4273. 2
4273. 3
4274. 0
4275. 0
4275. 1
4275. 2
4275. 3
4275. 4
4276. 0
4276. 1
4276. 2
4276. 3
4276. 4
4277. 0
4277. 1
4277. 2
4277. 3
4277. 4
4278. 0
4278. 1
4278. 2
4278. 3
4278. 4
4279. 0
4279. 1
4279. 2
4279. 3
4279. 4
4280. 0
4280. 1
4280. 2
4280. 3
4280. 4
4281. 0
4281. 1
4281. 2
4281. 3
4281. 4
4282. 0
4282. 1
4282. 2
4282. 3
4282. 4
4283. 0
4283. 1
4283. 2
4283. 3
4283. 4
4284. 0
4284. 1
4284. 2
4284. 3
4284. 4
run.minirun

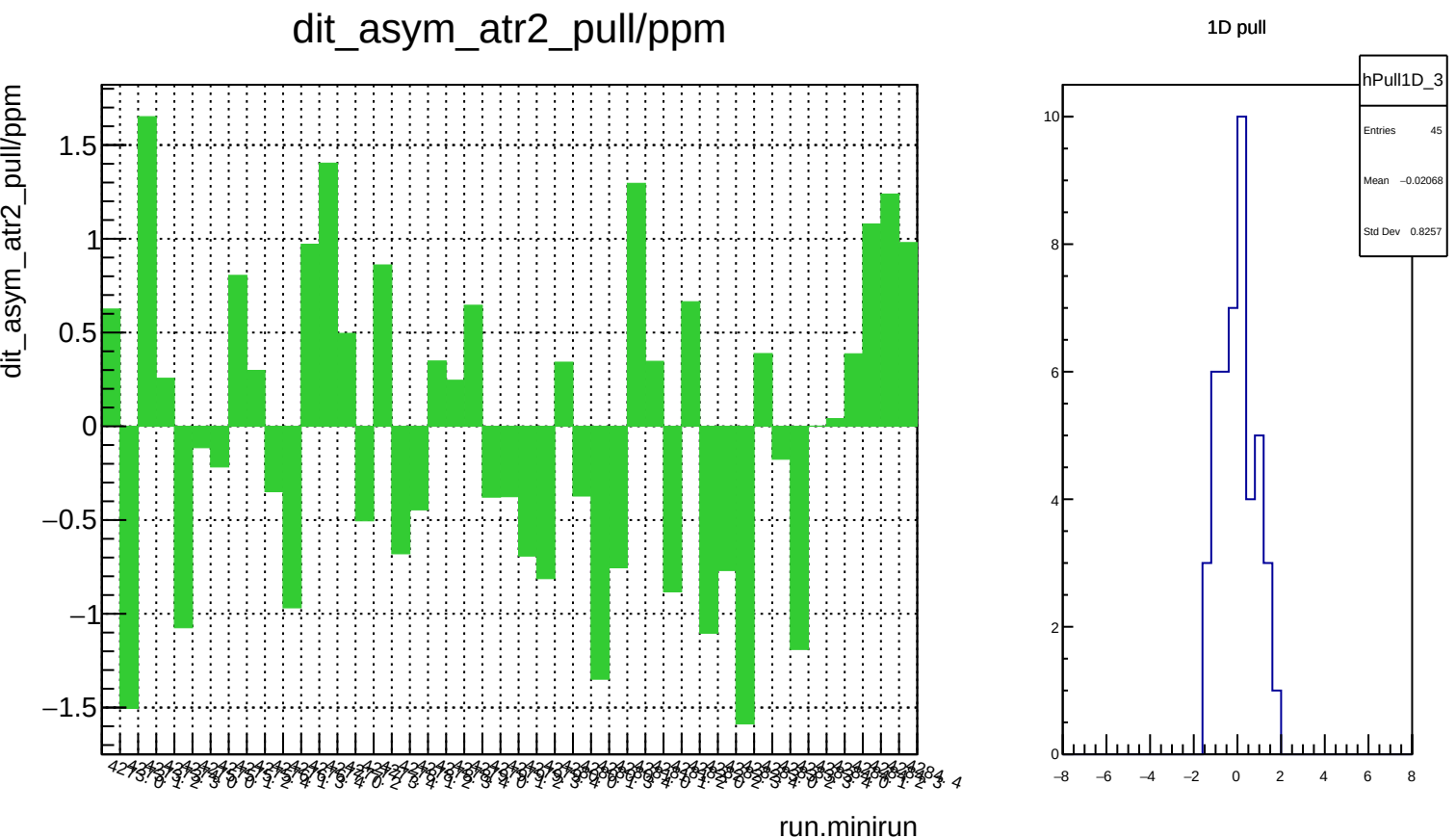
dit_asym_atr2_pull/ppm
dit_asym_atr2_pull/ppm
run.minirun
1D pull
hPull1D_3
Entries 45
Mean −0.02068
Std Dev 0.8257

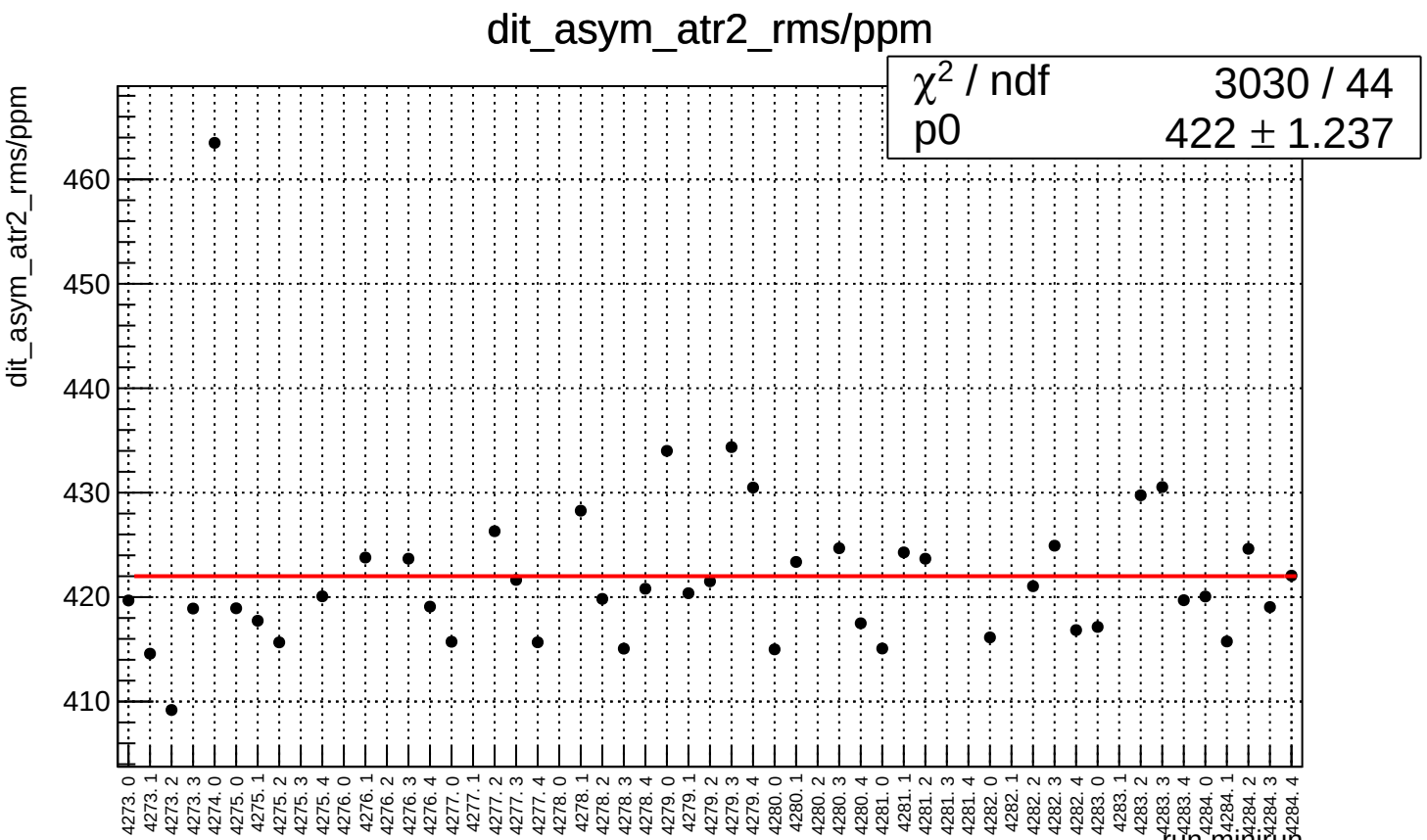
dit_asym_atr2_rms/ppm
χ2 / ndf 3030 / 44
p0 422 ± 1.237
dit_asym_atr2_rms/ppm
460
450
440
430
420
410
4273. 0
4273. 1
4273. 2
4273. 3
4274. 0
4275. 0
4275. 1
4275. 2
4275. 3
4275. 4
4276. 0
4276. 1
4276. 2
4276. 3
4276. 4
4277. 0
4277. 1
4277. 2
4277. 3
4277. 4
4278. 0
4278. 1
4278. 2
4278. 3
4278. 4
4279. 0
4279. 1
4279. 2
4279. 3
4279. 4
4280. 0
4280. 1
4280. 2
4280. 3
4280. 4
4281. 0
4281. 1
4281. 2
4281. 3
4281. 4
4282. 0
4282. 1
4282. 2
4282. 3
4282. 4
4283. 0
4283. 1
4283. 2
4283. 3
4283. 4
4284. 0
4284. 1
4284. 2
4284. 3
4284. 4
run.minirun

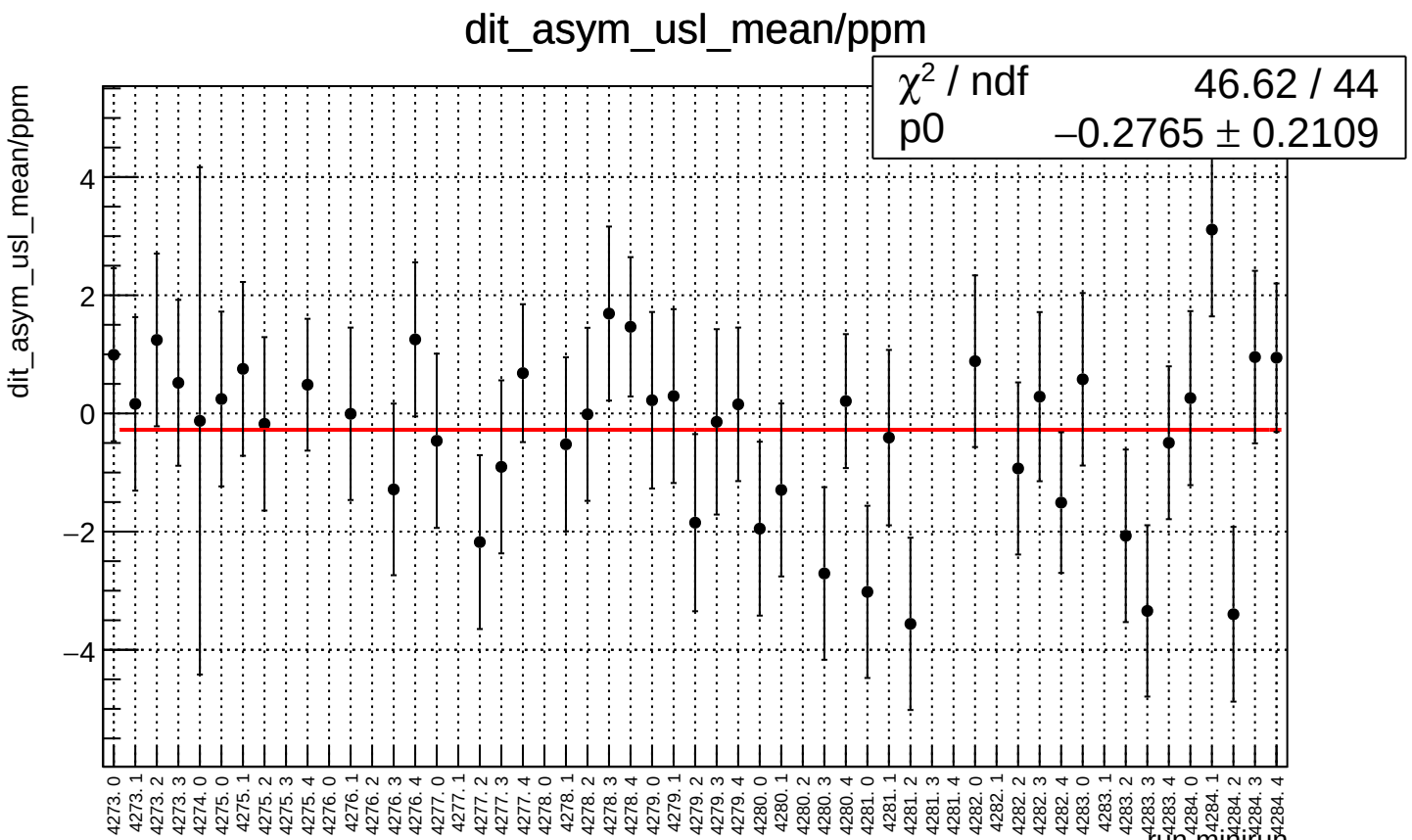
dit_asym_usl_mean/ppm
χ² / ndf 46.62 / 44
p0 –0.2765 ± 0.2109
dit_asym_usl_mean/ppm
4
2
0
–2
–4
4273. 0
4273. 1
4273. 2
4273. 3
4274. 0
4275. 0
4275. 1
4275. 2
4275. 3
4275. 4
4276. 0
4276. 1
4276. 2
4276. 3
4276. 4
4277. 0
4277. 1
4277. 2
4277. 3
4277. 4
4278. 0
4278. 1
4278. 2
4278. 3
4278. 4
4279. 0
4279. 1
4279. 2
4279. 3
4279. 4
4280. 0
4280. 1
4280. 2
4280. 3
4280. 4
4281. 0
4281. 1
4281. 2
4281. 3
4281. 4
4282. 0
4282. 1
4282. 2
4282. 3
4282. 4
4283. 0
4283. 1
4283. 2
4283. 3
4283. 4
4284. 0
4284. 1
4284. 2
4284. 3
4284. 4
run.minirun

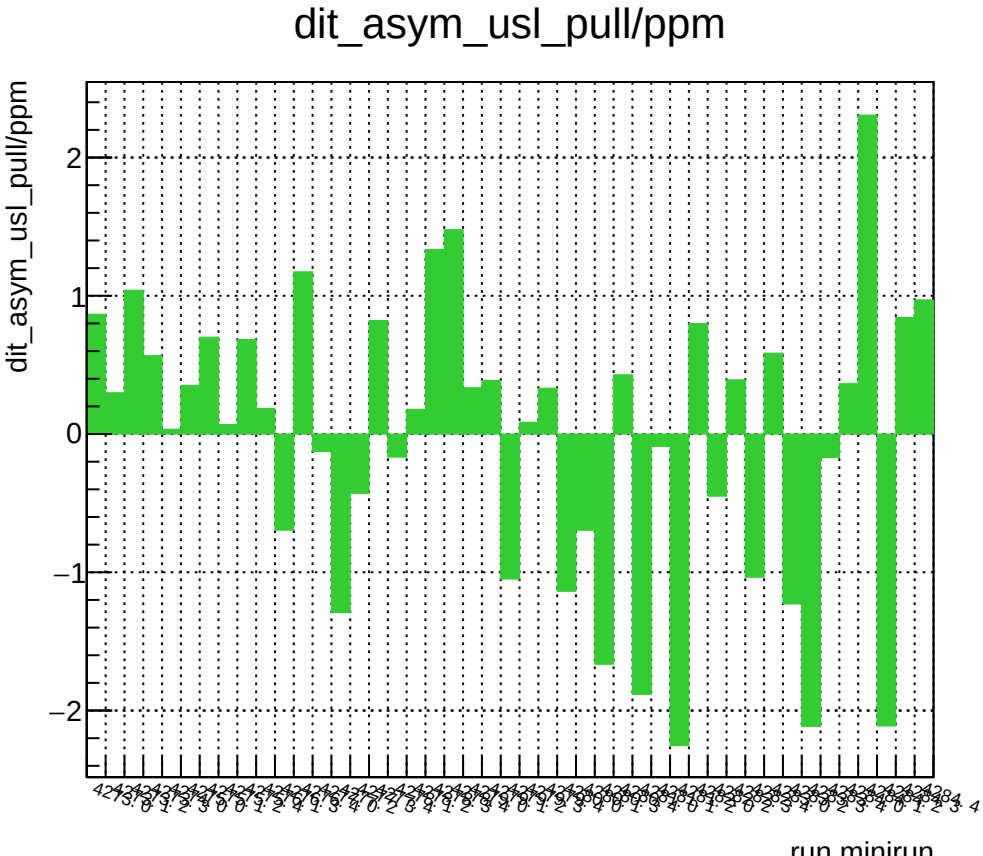
dit_asym_usl_pull/ppm
dit_asym_usl_pull/ppm
2
1
0
−1
−2
run.minirun

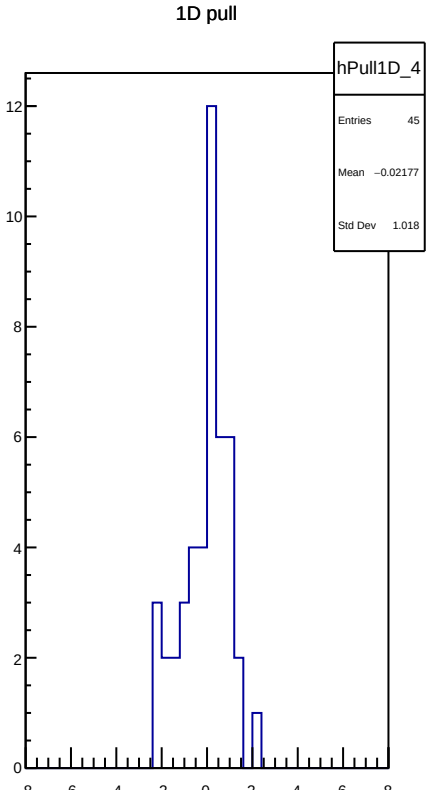
1D pull
hPull1D_4
Entries 45
Mean −0.02177
Std Dev 1.018
12
10
8
6
4
2
0
−8
−6
−4
−2
0
2
4
6
8

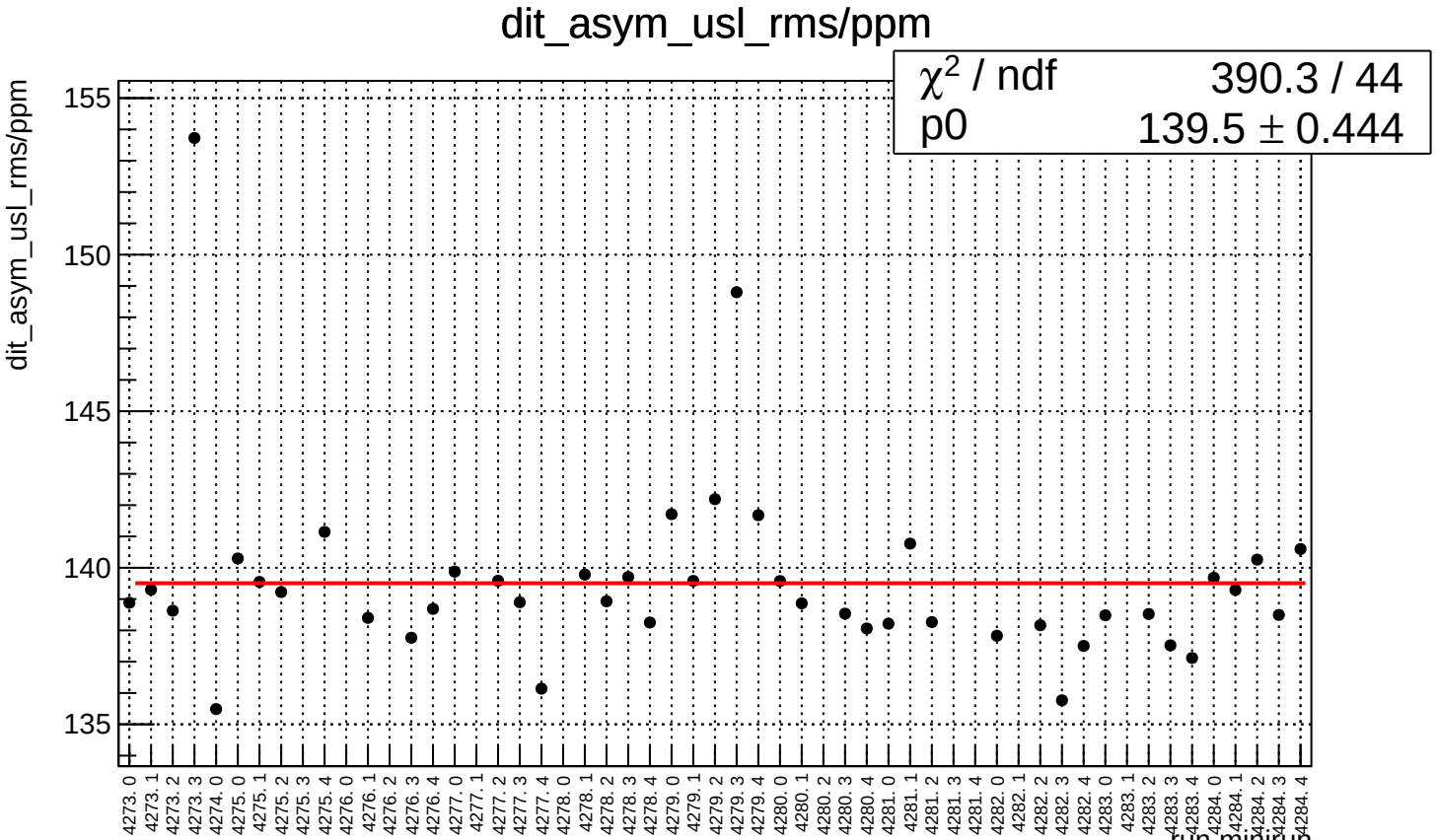
dit_asym_usl_rms/ppm
χ2 / ndf 390.3 / 44
p0 139.5 ± 0.444
dit_asym_usl_rms/ppm
155
150
145
140
135
4273. 0
4273. 1
4273. 2
4273. 3
4274. 0
4275. 0
4275. 1
4275. 2
4275. 3
4275. 4
4276. 0
4276. 1
4276. 2
4276. 3
4276. 4
4277. 0
4277. 1
4277. 2
4277. 3
4277. 4
4278. 0
4278. 1
4278. 2
4278. 3
4278. 4
4279. 0
4279. 1
4279. 2
4279. 3
4279. 4
4280. 0
4280. 1
4280. 2
4280. 3
4280. 4
4281. 0
4281. 1
4281. 2
4281. 3
4281. 4
4282. 0
4282. 1
4282. 2
4282. 3
4282. 4
4283. 0
4283. 1
4283. 2
4283. 3
4283. 4
4284. 0
4284. 1
4284. 2
4284. 3
4284. 4
run.minirun

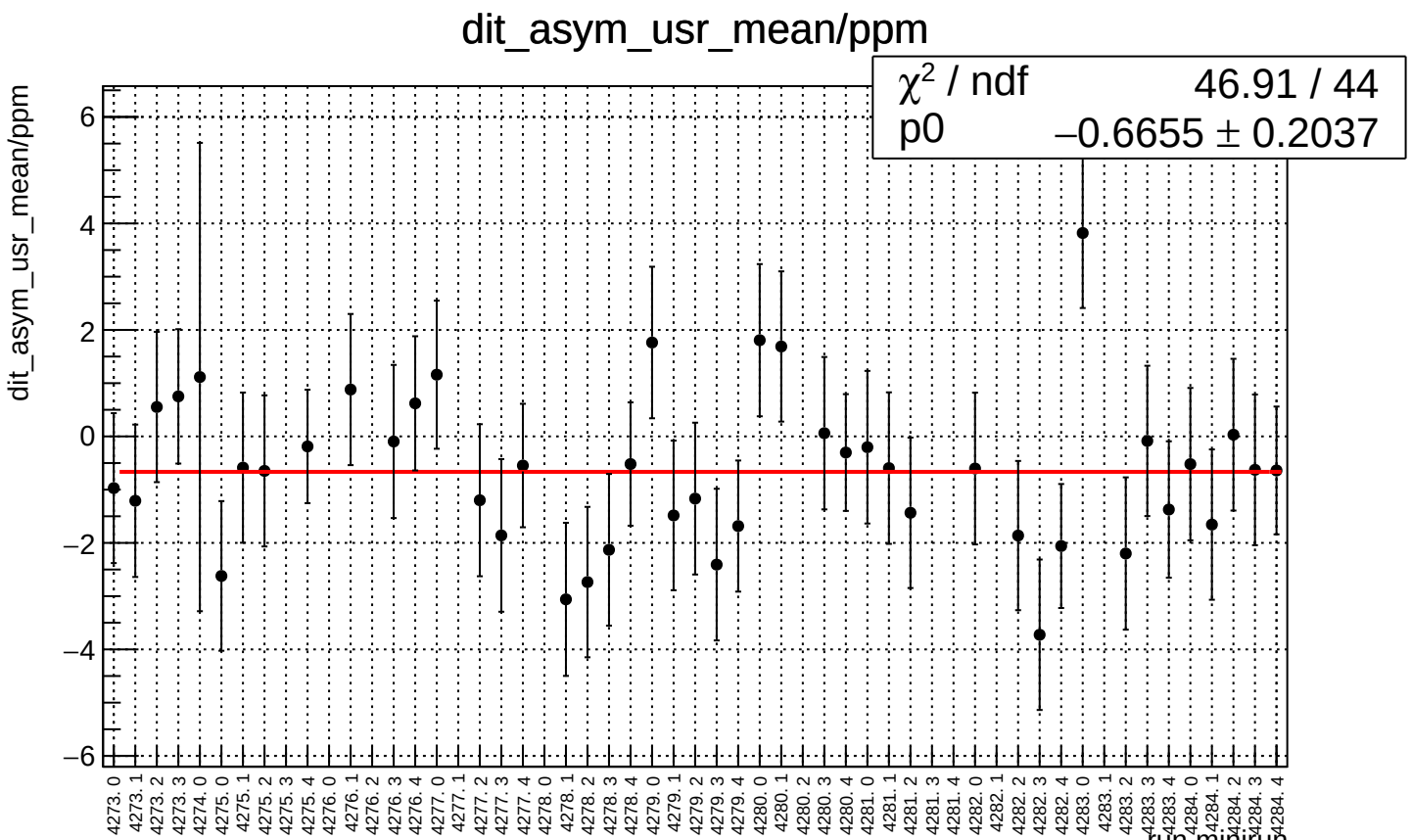
dit_asym_usr_mean/ppm
χ² / ndf 46.91 / 44
p0 –0.6655 ± 0.2037
dit_asym_usr_mean/ppm
6
4
2
0
–2
–4
–6
4273. 0
4273. 1
4273. 2
4273. 3
4274. 0
4275. 0
4275. 1
4275. 2
4275. 3
4275. 4
4276. 0
4276. 1
4276. 2
4276. 3
4276. 4
4277. 0
4277. 1
4277. 2
4277. 3
4277. 4
4278. 0
4278. 1
4278. 2
4278. 3
4278. 4
4279. 0
4279. 1
4279. 2
4279. 3
4279. 4
4280. 0
4280. 1
4280. 2
4280. 3
4280. 4
4281. 0
4281. 1
4281. 2
4281. 3
4281. 4
4282. 0
4282. 1
4282. 2
4282. 3
4282. 4
4283. 0
4283. 1
4283. 2
4283. 3
4283. 4
4284. 0
4284. 1
4284. 2
4284. 3
4284. 4
run.minirun

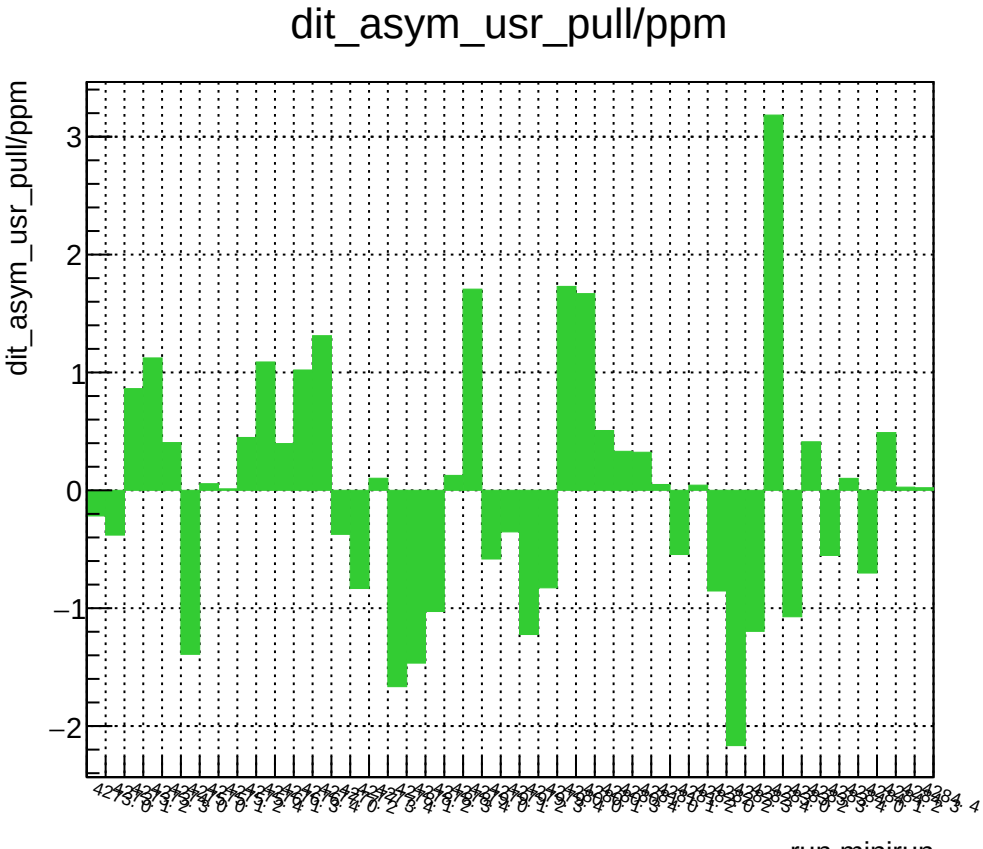
dit_asym_usr_pull/ppm
dit_asym_usr_pull/ppm
run.minirun

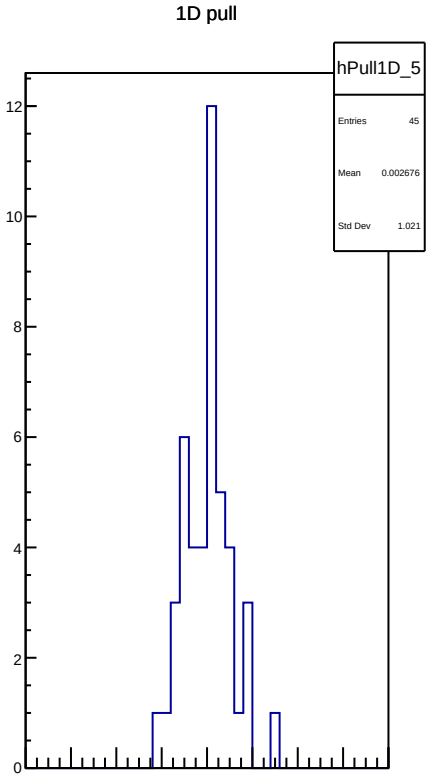
1D pull
hPull1D_5
Entries 45
Mean 0.002676
Std Dev 1.021

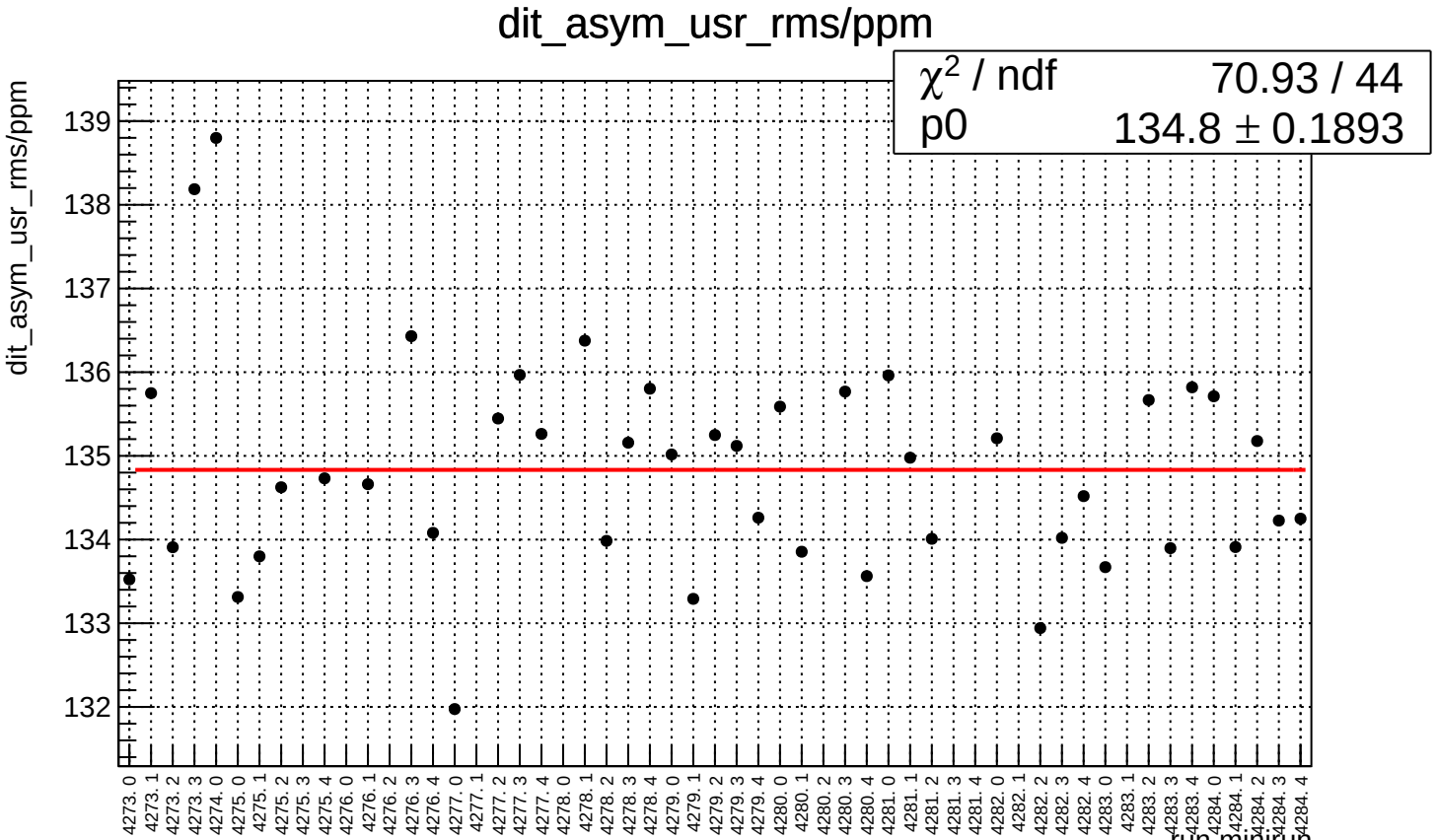
dit_asym_usr_rms/ppm
χ2 / ndf 70.93 / 44
p0 134.8 ± 0.1893
dit_asym_usr_rms/ppm
139
138
137
136
135
134
133
132
4273. 0
4273. 1
4273. 2
4273. 3
4274. 0
4275. 0
4275. 1
4275. 2
4275. 3
4275. 4
4276. 0
4276. 1
4276. 2
4276. 3
4276. 4
4277. 0
4277. 1
4277. 2
4277. 3
4277. 4
4278. 0
4278. 1
4278. 2
4278. 3
4278. 4
4279. 0
4279. 1
4279. 2
4279. 3
4279. 4
4280. 0
4280. 1
4280. 2
4280. 3
4280. 4
4281. 0
4281. 1
4281. 2
4281. 3
4281. 4
4282. 0
4282. 1
4282. 2
4282. 3
4282. 4
4283. 0
4283. 1
4283. 2
4283. 3
4283. 4
4284. 0
4284. 1
4284. 2
4284. 3
4284. 4
run.minirun

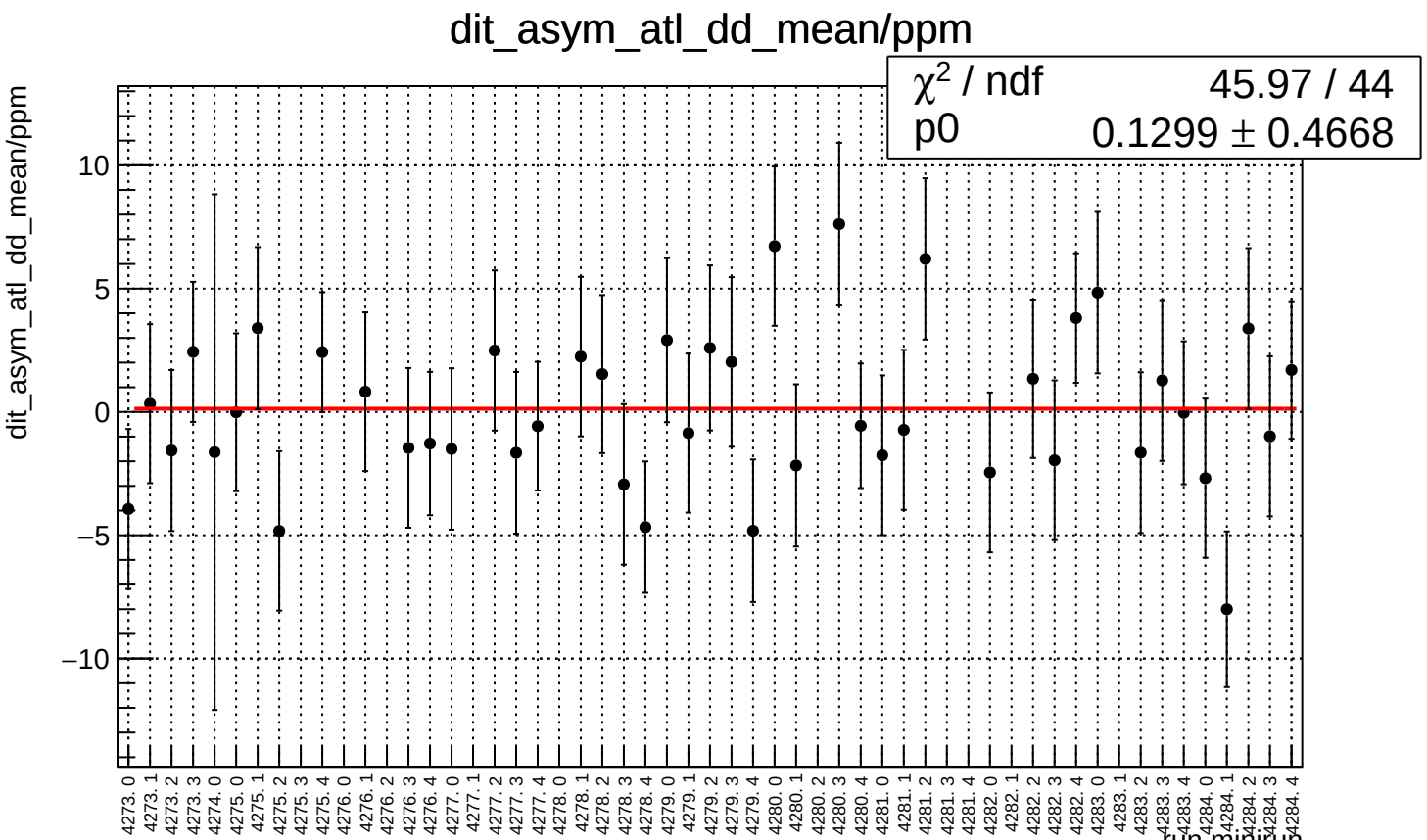
dit_asym_atl_dd_mean/ppm
χ² / ndf 45.97 / 44
p0 0.1299 ± 0.4668
dit_asym_atl_dd_mean/ppm
10
5
0
−5
−10
4273. 0
4273. 1
4273. 2
4273. 3
4274. 0
4275. 0
4275. 1
4275. 2
4275. 3
4275. 4
4276. 0
4276. 1
4276. 2
4276. 3
4276. 4
4277. 0
4277. 1
4277. 2
4277. 3
4277. 4
4278. 0
4278. 1
4278. 2
4278. 3
4278. 4
4279. 0
4279. 1
4279. 2
4279. 3
4279. 4
4280. 0
4280. 1
4280. 2
4280. 3
4280. 4
4281. 0
4281. 1
4281. 2
4281. 3
4281. 4
4282. 0
4282. 1
4282. 2
4282. 3
4282. 4
4283. 0
4283. 1
4283. 2
4283. 3
4283. 4
4284. 0
4284. 1
4284. 2
4284. 3
4284. 4
run.minirun

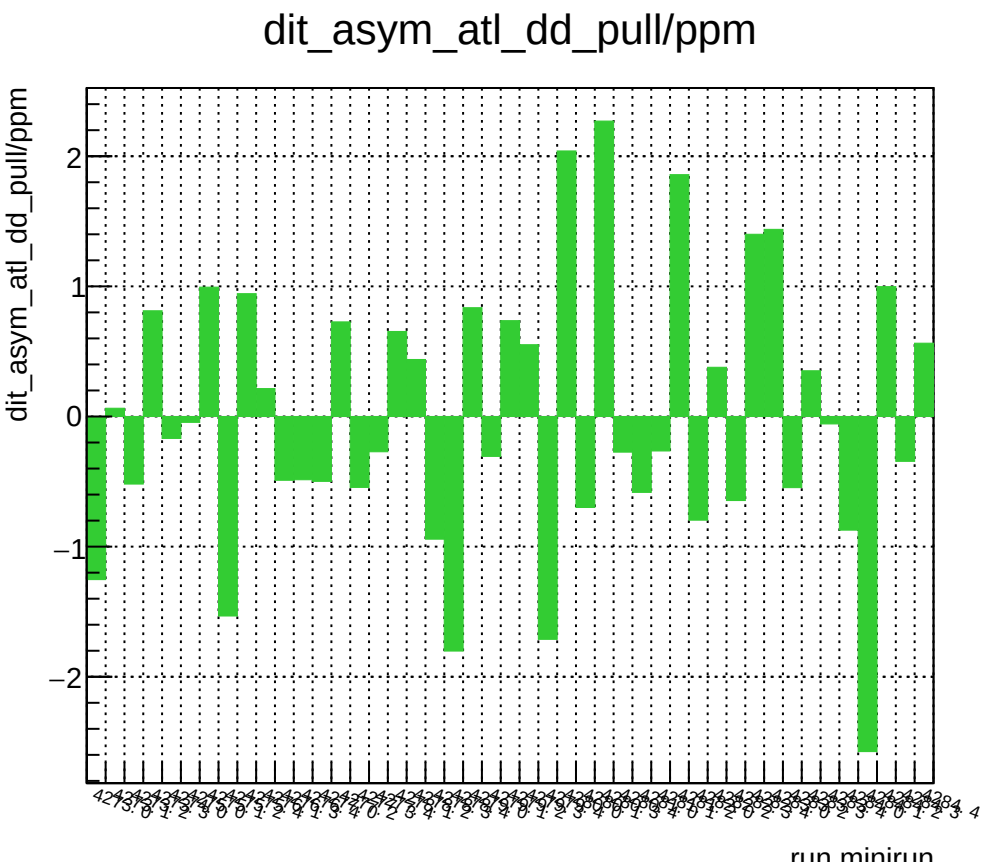
dit_asym_atl_dd_pull/ppm
dit_asym_atl_dd_pull/ppm
run.minirun

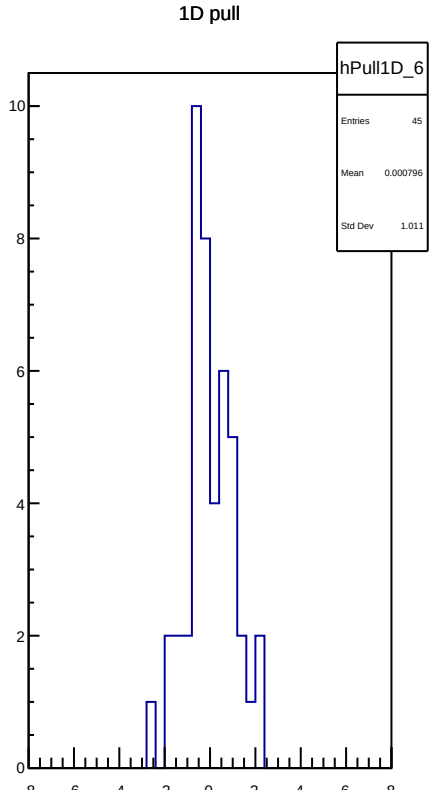
1D pull
hPull1D_6
Entries 45
Mean 0.000796
Std Dev 1.011

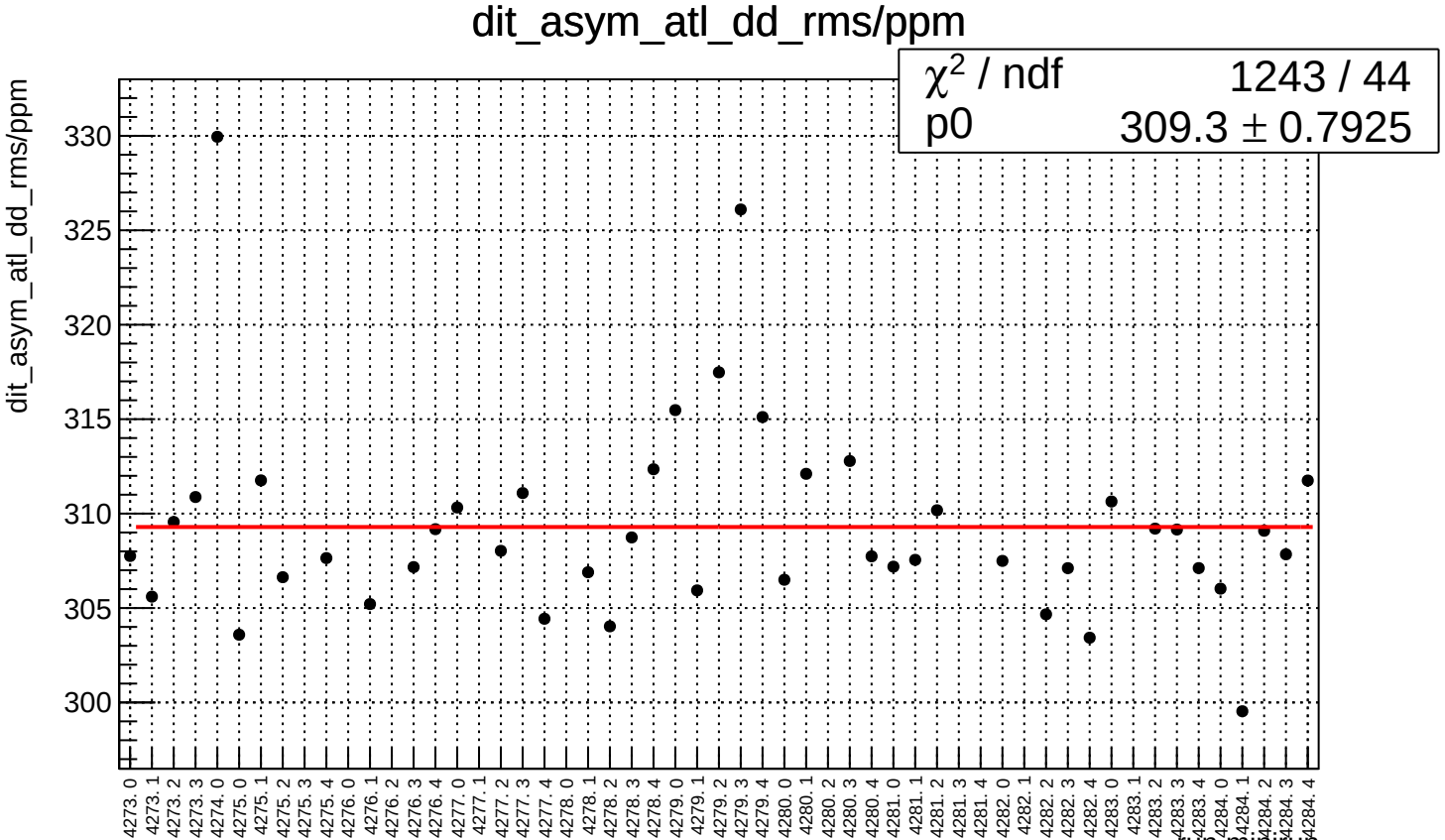
dit_asym_atl_dd_rms/ppm
χ2 / ndf 1243 / 44
p0 309.3 ± 0.7925
dit_asym_atl_dd_rms/ppm
330
325
320
315
310
305
300
4273. 0
4273. 1
4273. 2
4273. 3
4274. 0
4275. 0
4275. 1
4275. 2
4275. 3
4275. 4
4276. 0
4276. 1
4276. 2
4276. 3
4276. 4
4277. 0
4277. 1
4277. 2
4277. 3
4277. 4
4278. 0
4278. 1
4278. 2
4278. 3
4278. 4
4279. 0
4279. 1
4279. 2
4279. 3
4279. 4
4280. 0
4280. 1
4280. 2
4280. 3
4280. 4
4281. 0
4281. 1
4281. 2
4281. 3
4281. 4
4282. 0
4282. 1
4282. 2
4282. 3
4282. 4
4283. 0
4283. 1
4283. 2
4283. 3
4283. 4
4284. 0
4284. 1
4284. 2
4284. 3
4284. 4
run.minirun

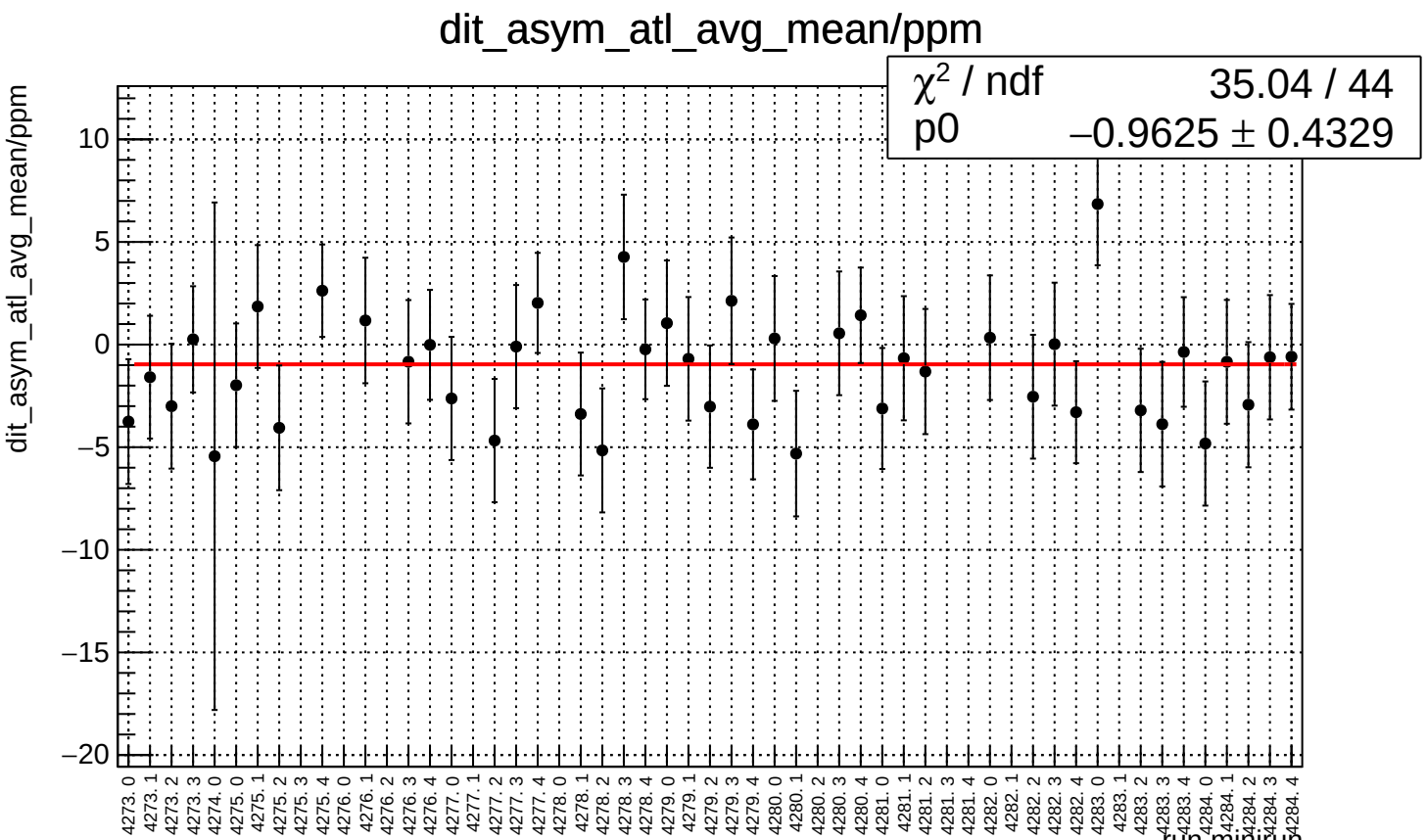
dit_asym_atl_avg_mean/ppm
χ² / ndf 35.04 / 44
p0 −0.9625 ± 0.4329
dit_asym_atl_avg_mean/ppm
10
5
0
−5
−10
−15
−20
4273. 0
4273. 1
4273. 2
4273. 3
4274. 0
4275. 0
4275. 1
4275. 2
4275. 3
4275. 4
4276. 0
4276. 1
4276. 2
4276. 3
4276. 4
4277. 0
4277. 1
4277. 2
4277. 3
4277. 4
4278. 0
4278. 1
4278. 2
4278. 3
4278. 4
4279. 0
4279. 1
4279. 2
4279. 3
4279. 4
4280. 0
4280. 1
4280. 2
4280. 3
4280. 4
4281. 0
4281. 1
4281. 2
4281. 3
4281. 4
4282. 0
4282. 1
4282. 2
4282. 3
4282. 4
4283. 0
4283. 1
4283. 2
4283. 3
4283. 4
4284. 0
4284. 1
4284. 2
4284. 3
4284. 4
run.minirun

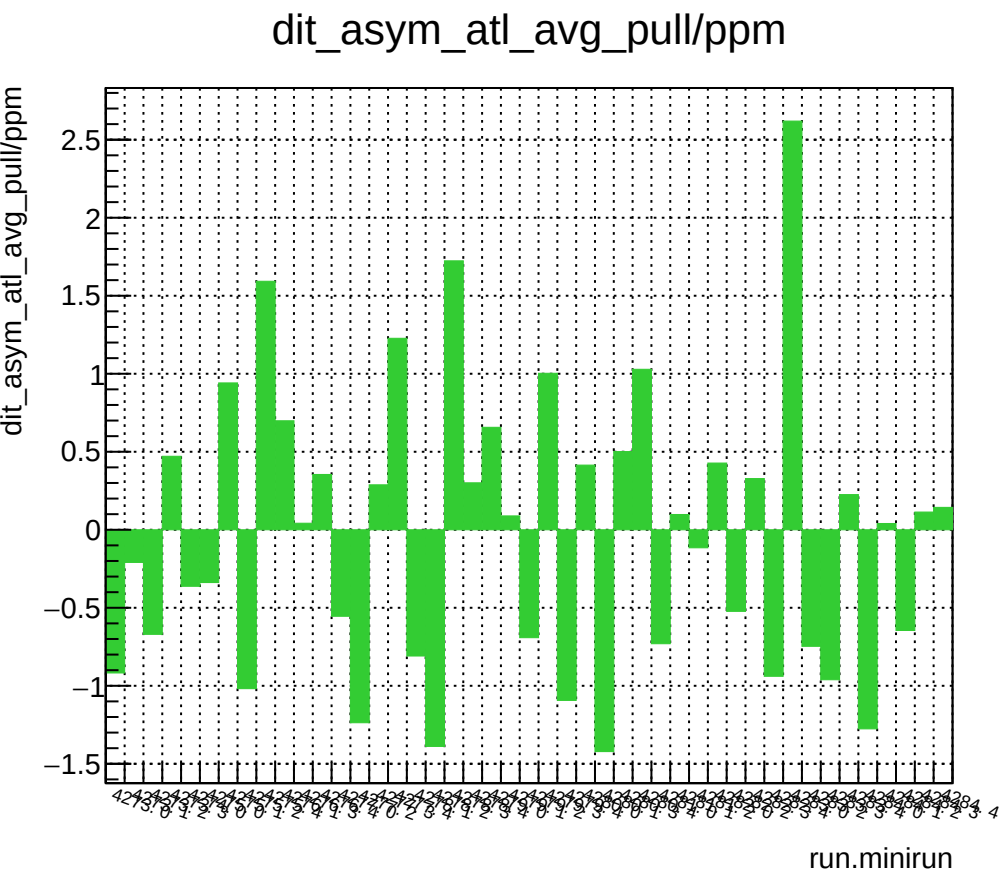
dit_asym_atl_avg_pull/ppm
dit_asym_atl_avg_pull/ppm
run.minirun

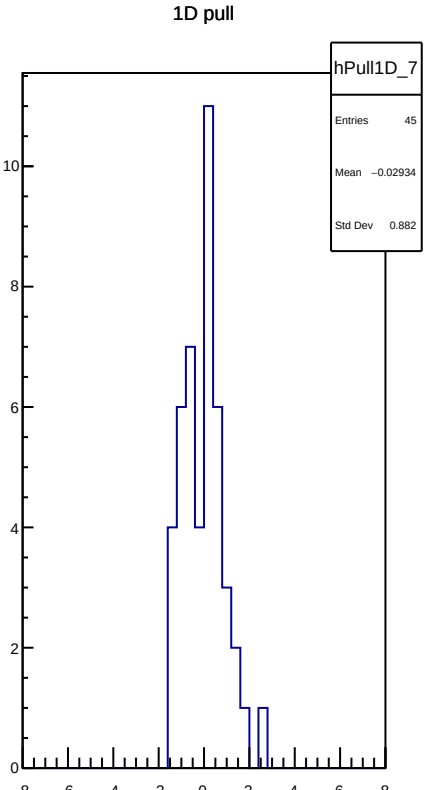
1D pull
hPull1D_7
Entries 45
Mean −0.02934
Std Dev 0.882

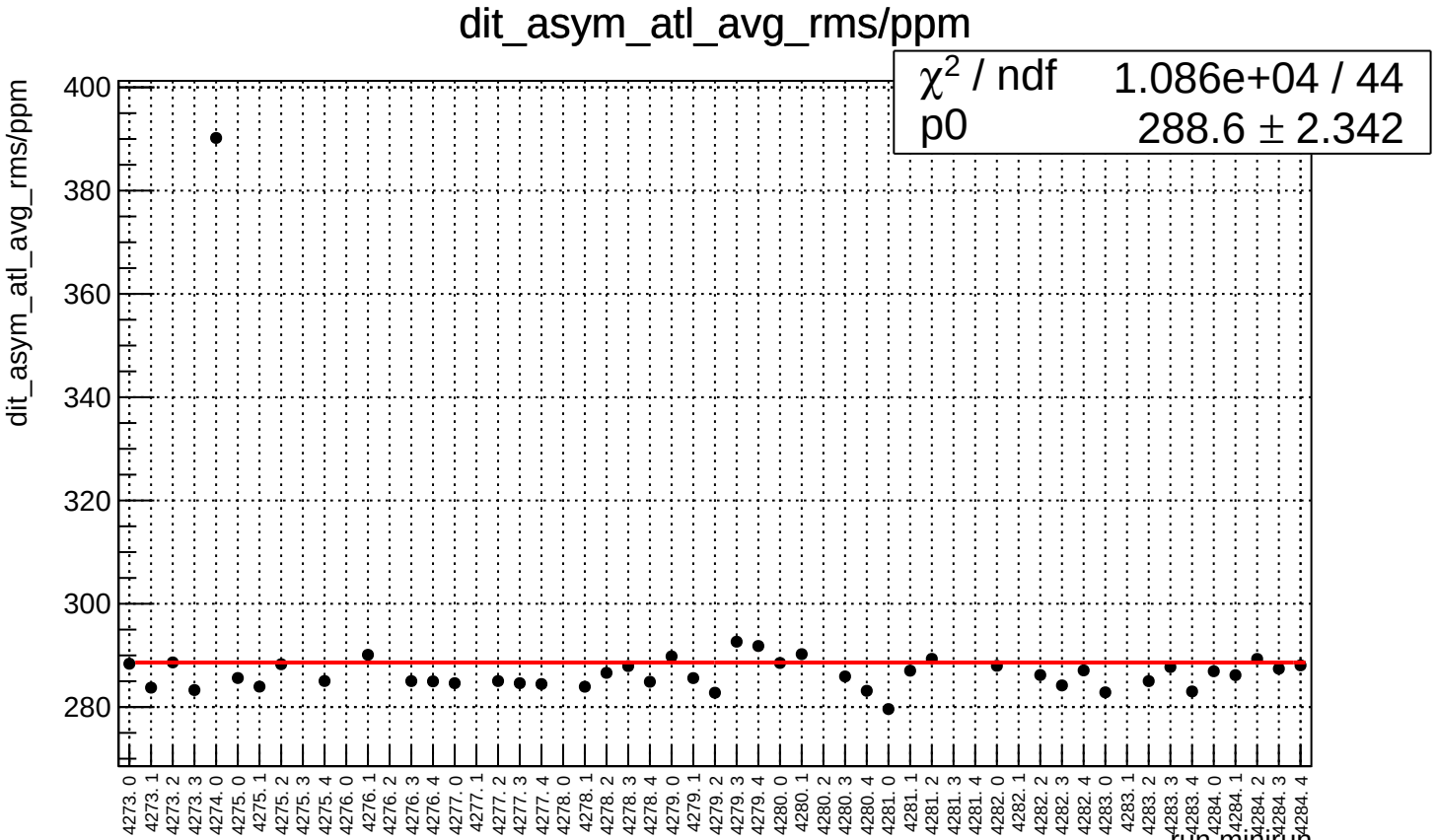
dit_asym_atl_avg_rms/ppm
χ2 / ndf 1.086e+04 / 44
p0 288.6 ± 2.342
dit_asym_atl_avg_rms/ppm
400
380
360
340
320
300
280
4273. 0
4273. 1
4273. 2
4273. 3
4274. 0
4275. 0
4275. 1
4275. 2
4275. 3
4275. 4
4276. 0
4276. 1
4276. 2
4276. 3
4276. 4
4277. 0
4277. 1
4277. 2
4277. 3
4277. 4
4278. 0
4278. 1
4278. 2
4278. 3
4278. 4
4279. 0
4279. 1
4279. 2
4279. 3
4279. 4
4280. 0
4280. 1
4280. 2
4280. 3
4280. 4
4281. 0
4281. 1
4281. 2
4281. 3
4281. 4
4282. 0
4282. 1
4282. 2
4282. 3
4282. 4
4283. 0
4283. 1
4283. 2
4283. 3
4283. 4
4284. 0
4284. 1
4284. 2
4284. 3
4284. 4
run.minirun

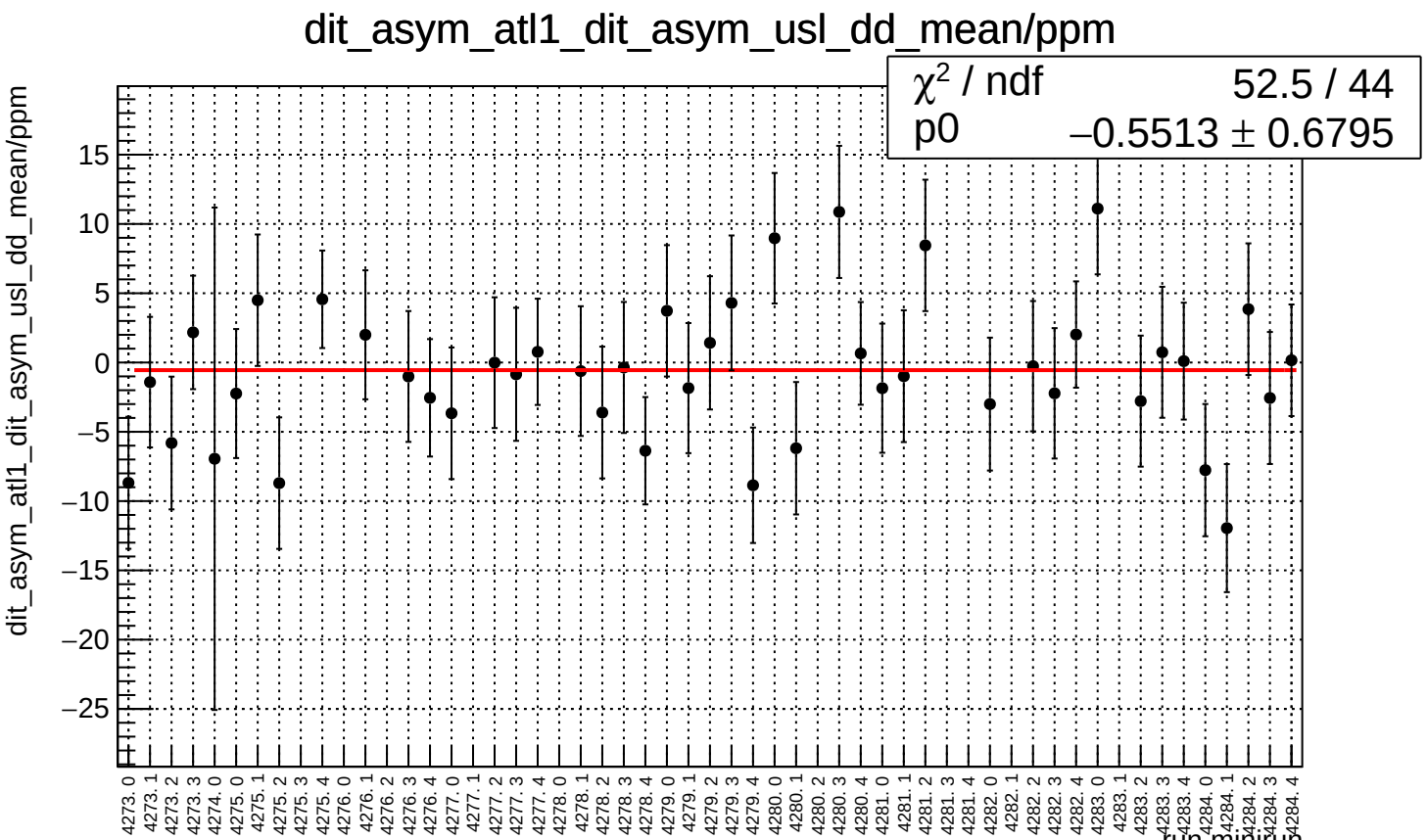
dit_asym_atl1_dit_asym_usl_dd_mean/ppm
χ² / ndf 52.5 / 44
p0 −0.5513 ± 0.6795
dit_asym_atl1_dit_asym_usl_dd_mean/ppm
15
10
5
0
−5
−10
−15
−20
−25
4273. 0
4273. 1
4273. 2
4273. 3
4274. 0
4275. 0
4275. 1
4275. 2
4275. 3
4275. 4
4276. 0
4276. 1
4276. 2
4276. 3
4276. 4
4277. 0
4277. 1
4277. 2
4277. 3
4277. 4
4278. 0
4278. 1
4278. 2
4278. 3
4278. 4
4279. 0
4279. 1
4279. 2
4279. 3
4279. 4
4280. 0
4280. 1
4280. 2
4280. 3
4280. 4
4281. 0
4281. 1
4281. 2
4281. 3
4281. 4
4282. 0
4282. 1
4282. 2
4282. 3
4282. 4
4283. 0
4283. 1
4283. 2
4283. 3
4283. 4
4284. 0
4284. 1
4284. 2
4284. 3
4284. 4
run.minirun

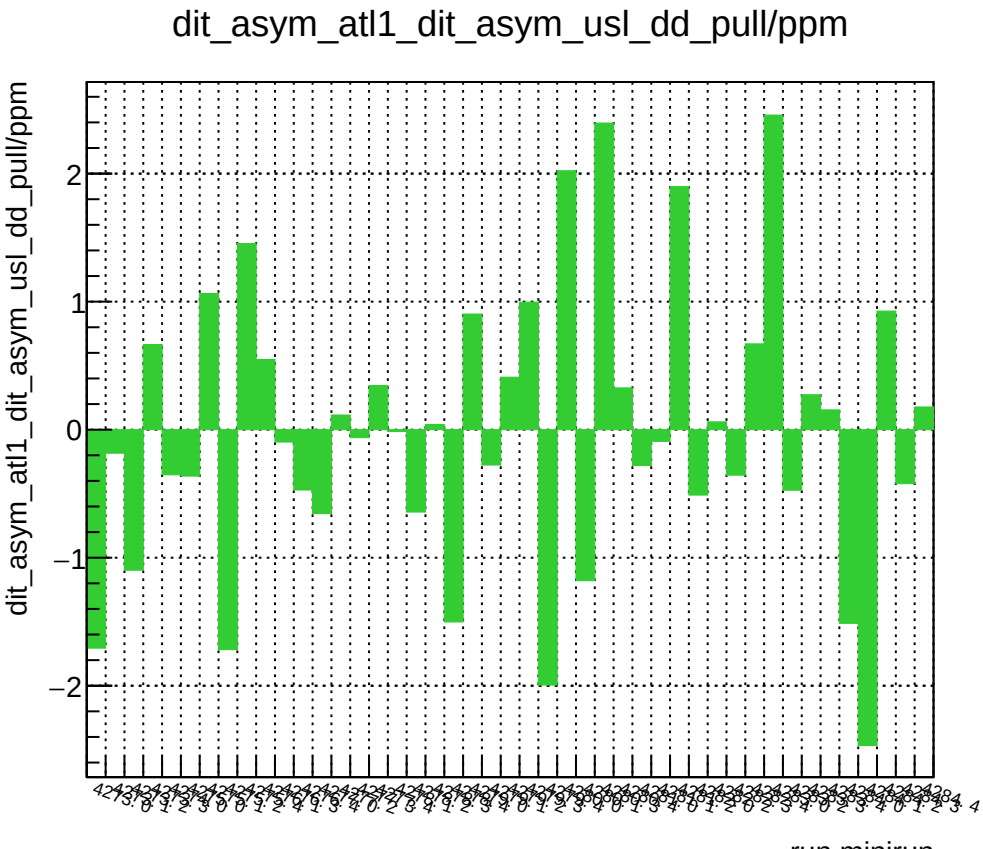
dit_asym_atl1_dit_asym_usl_dd_pull/ppm
dit_asym_atl1_dit_asym_usl_dd_pull/ppm
2
1
0
−1
−2
run.minirun

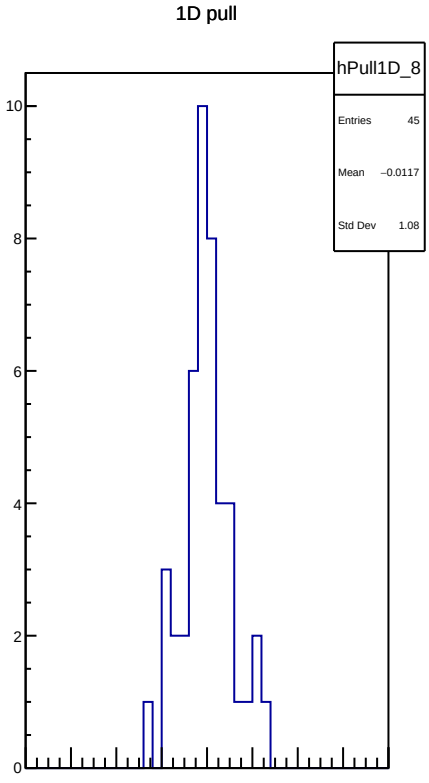
1D pull
hPull1D_8
Entries 45
Mean −0.0117
Std Dev 1.08
10
8
6
4
2
0
−8
−6
−4
−2
0
2
4
6
8

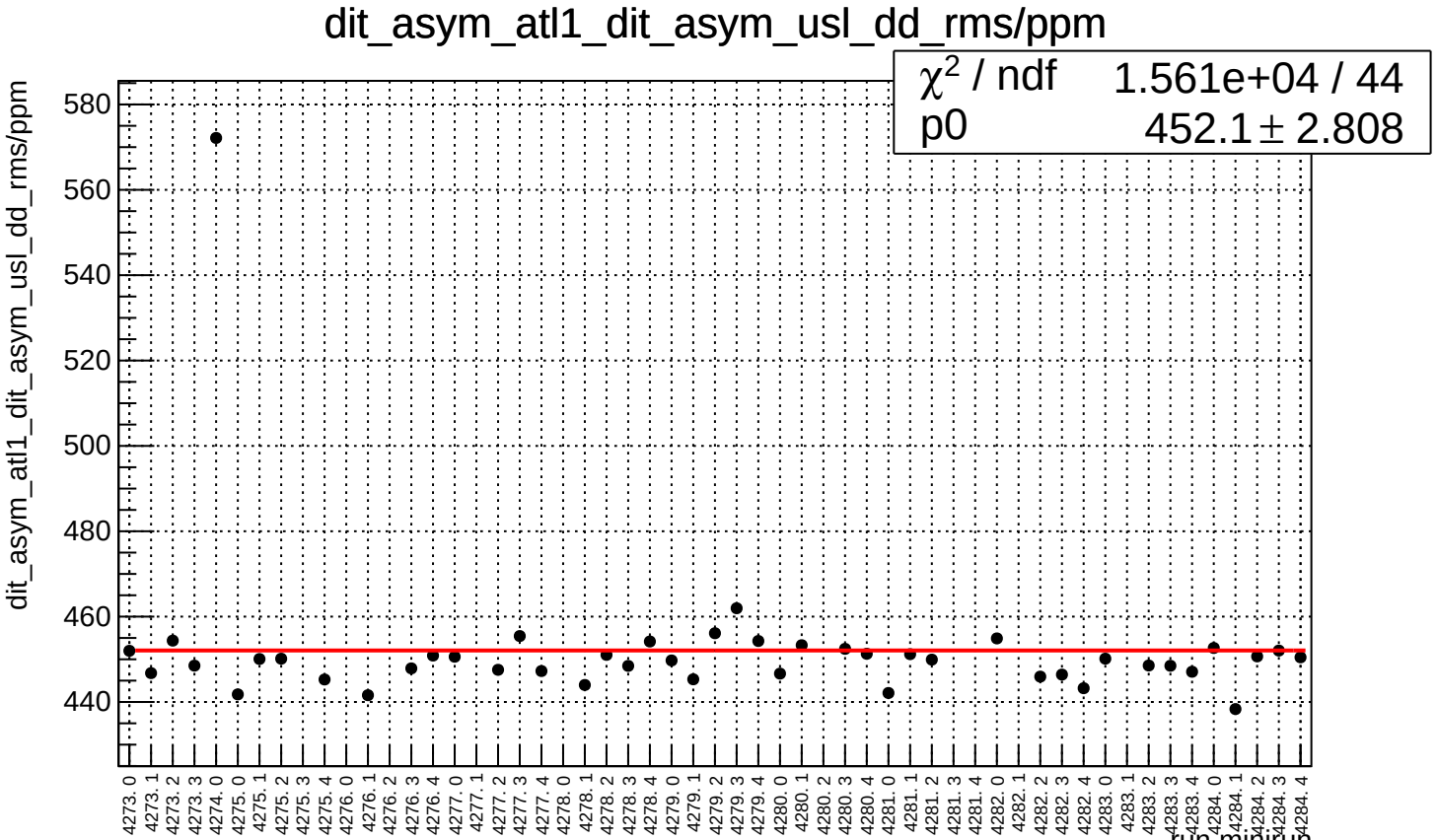
dit_asym_atl1_dit_asym_usl_dd_rms/ppm
χ2 / ndf 1.561e+04 / 44
p0 452.1 ± 2.808
dit_asym_atl1_dit_asym_usl_dd_rms/ppm
580
560
540
520
500
480
460
440
4273. 0
4273. 1
4273. 2
4273. 3
4274. 0
4275. 0
4275. 1
4275. 2
4275. 3
4275. 4
4276. 0
4276. 1
4276. 2
4276. 3
4276. 4
4277. 0
4277. 1
4277. 2
4277. 3
4277. 4
4278. 0
4278. 1
4278. 2
4278. 3
4278. 4
4279. 0
4279. 1
4279. 2
4279. 3
4279. 4
4280. 0
4280. 1
4280. 2
4280. 3
4280. 4
4281. 0
4281. 1
4281. 2
4281. 3
4281. 4
4282. 0
4282. 1
4282. 2
4282. 3
4282. 4
4283. 0
4283. 1
4283. 2
4283. 3
4283. 4
4284. 0
4284. 1
4284. 2
4284. 3
4284. 4
run.minirun

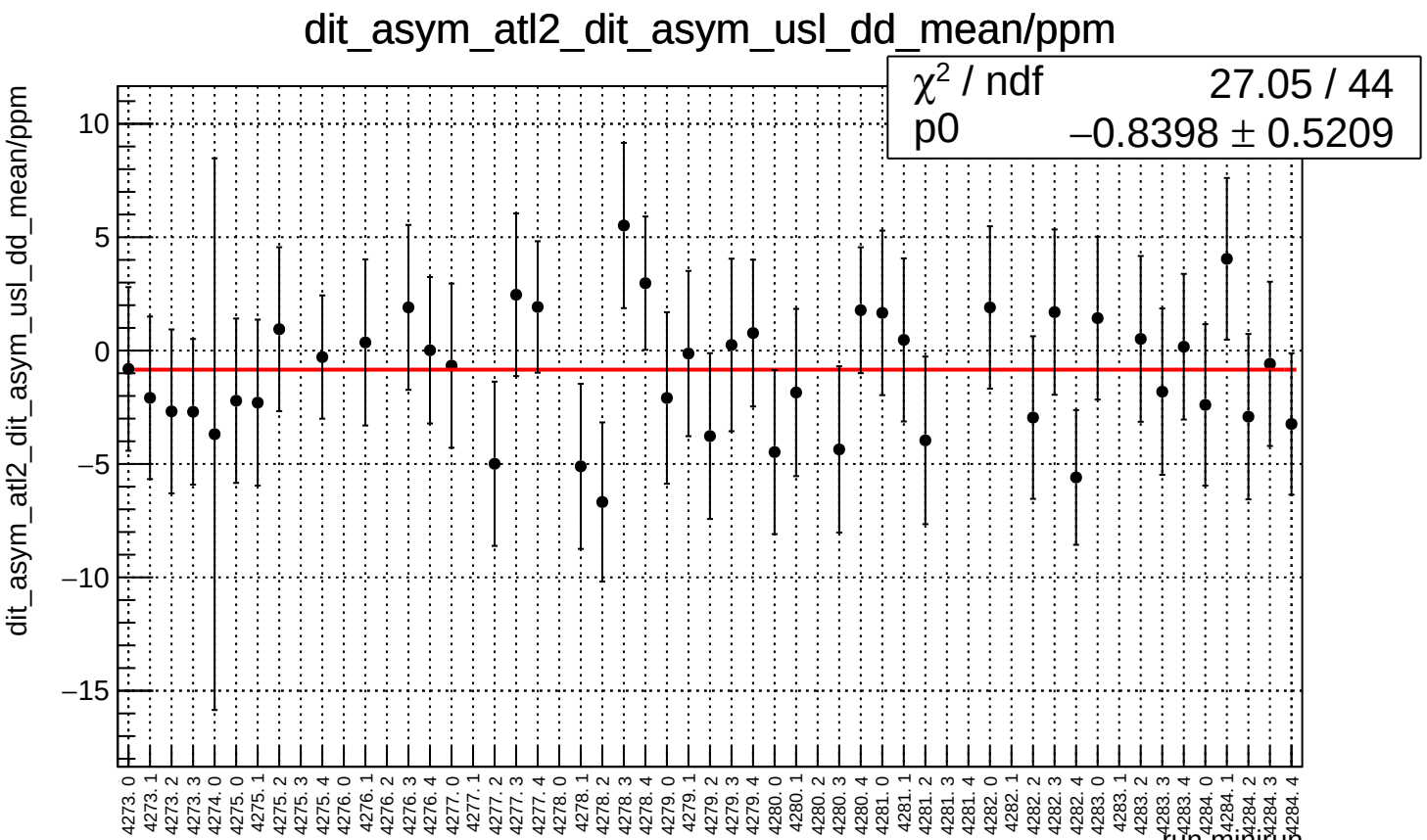
dit_asym_atl2_dit_asym_usl_dd_mean/ppm
χ² / ndf 27.05 / 44
p0 −0.8398 ± 0.5209
dit_asym_atl2_dit_asym_usl_dd_mean/ppm
10
5
0
−5
−10
−15
4273. 0
4273. 1
4273. 2
4273. 3
4274. 0
4275. 0
4275. 1
4275. 2
4275. 3
4275. 4
4276. 0
4276. 1
4276. 2
4276. 3
4276. 4
4277. 0
4277. 1
4277. 2
4277. 3
4277. 4
4278. 0
4278. 1
4278. 2
4278. 3
4278. 4
4279. 0
4279. 1
4279. 2
4279. 3
4279. 4
4280. 0
4280. 1
4280. 2
4280. 3
4280. 4
4281. 0
4281. 1
4281. 2
4281. 3
4281. 4
4282. 0
4282. 1
4282. 2
4282. 3
4282. 4
4283. 0
4283. 1
4283. 2
4283. 3
4283. 4
4284. 0
4284. 1
4284. 2
4284. 3
4284. 4
run.minirun

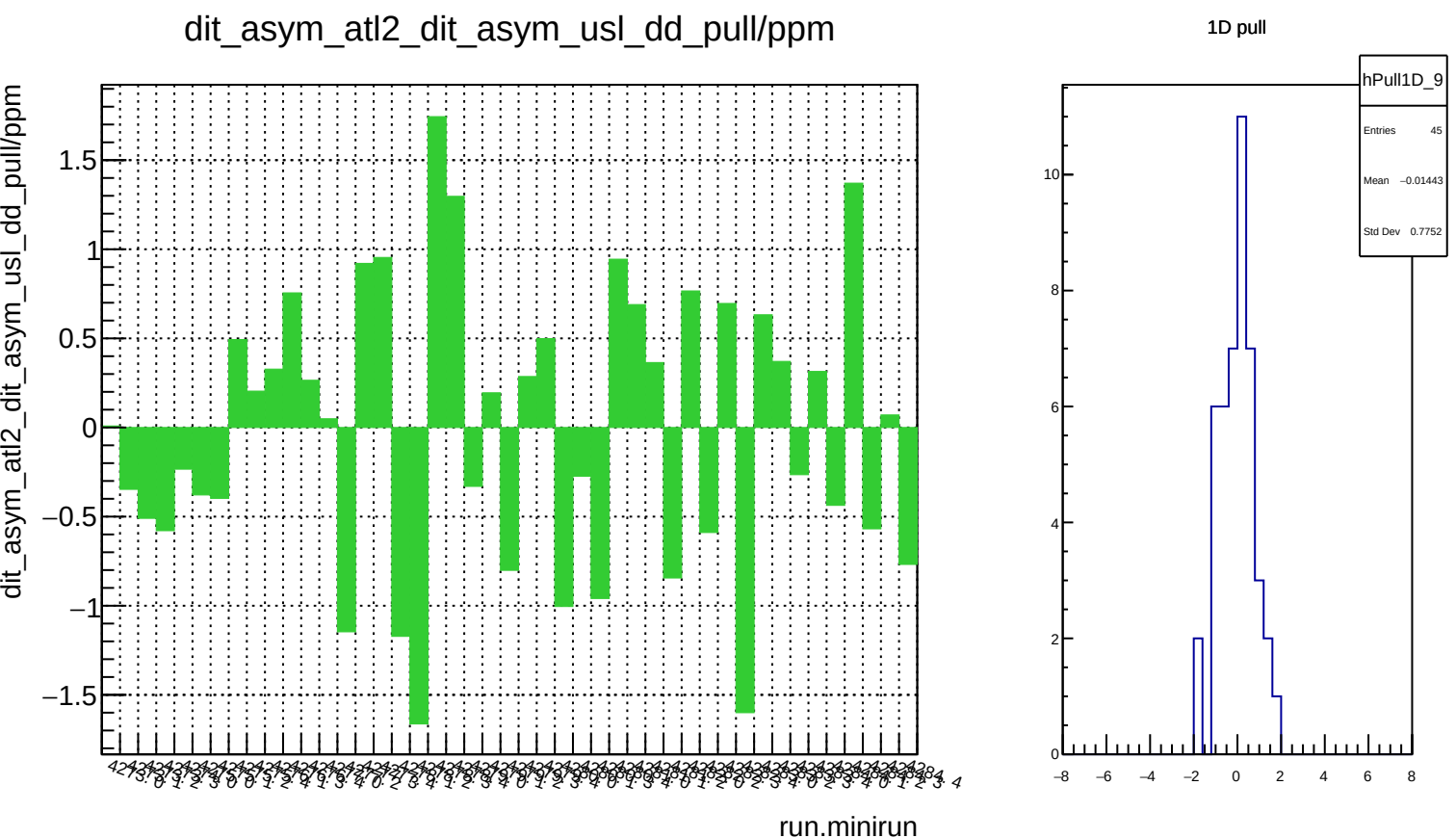
dit_asym_atl2_dit_asym_usl_dd_pull/ppm
dit_asym_atl2_dit_asym_usl_dd_pull/ppm
run.minirun
1D pull
hPull1D_9
Entries 45
Mean −0.01443
Std Dev 0.7752

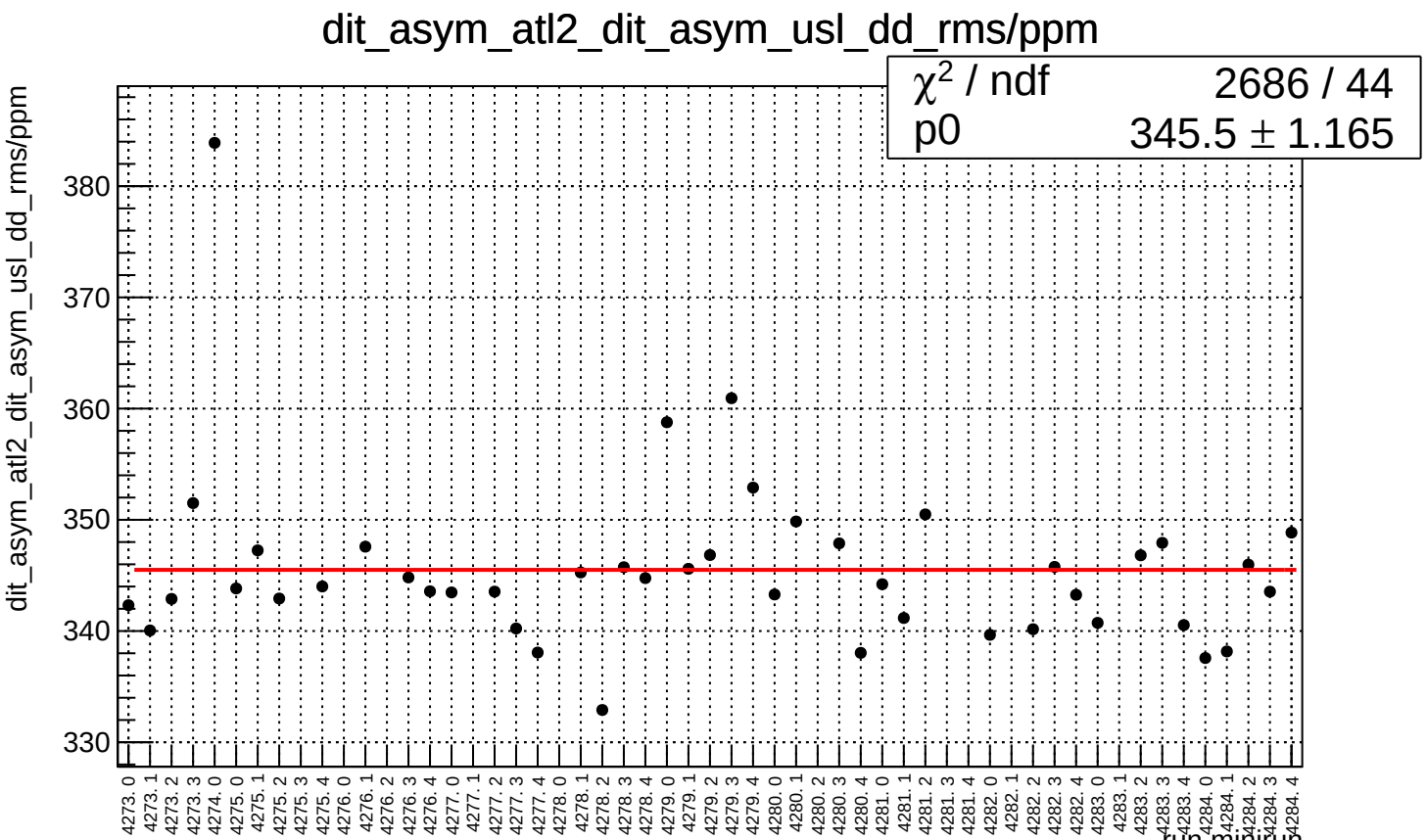
dit_asym_atl2_dit_asym_usl_dd_rms/ppm
χ2 / ndf 2686 / 44
p0 345.5 ± 1.165
dit_asym_atl2_dit_asym_usl_dd_rms/ppm
380
370
360
350
340
330
4273. 0
4273. 1
4273. 2
4273. 3
4274. 0
4275. 0
4275. 1
4275. 2
4275. 3
4275. 4
4276. 0
4276. 1
4276. 2
4276. 3
4276. 4
4277. 0
4277. 1
4277. 2
4277. 3
4277. 4
4278. 0
4278. 1
4278. 2
4278. 3
4278. 4
4279. 0
4279. 1
4279. 2
4279. 3
4279. 4
4280. 0
4280. 1
4280. 2
4280. 3
4280. 4
4281. 0
4281. 1
4281. 2
4281. 3
4281. 4
4282. 0
4282. 1
4282. 2
4282. 3
4282. 4
4283. 0
4283. 1
4283. 2
4283. 3
4283. 4
4284. 0
4284. 1
4284. 2
4284. 3
4284. 4
run.minirun

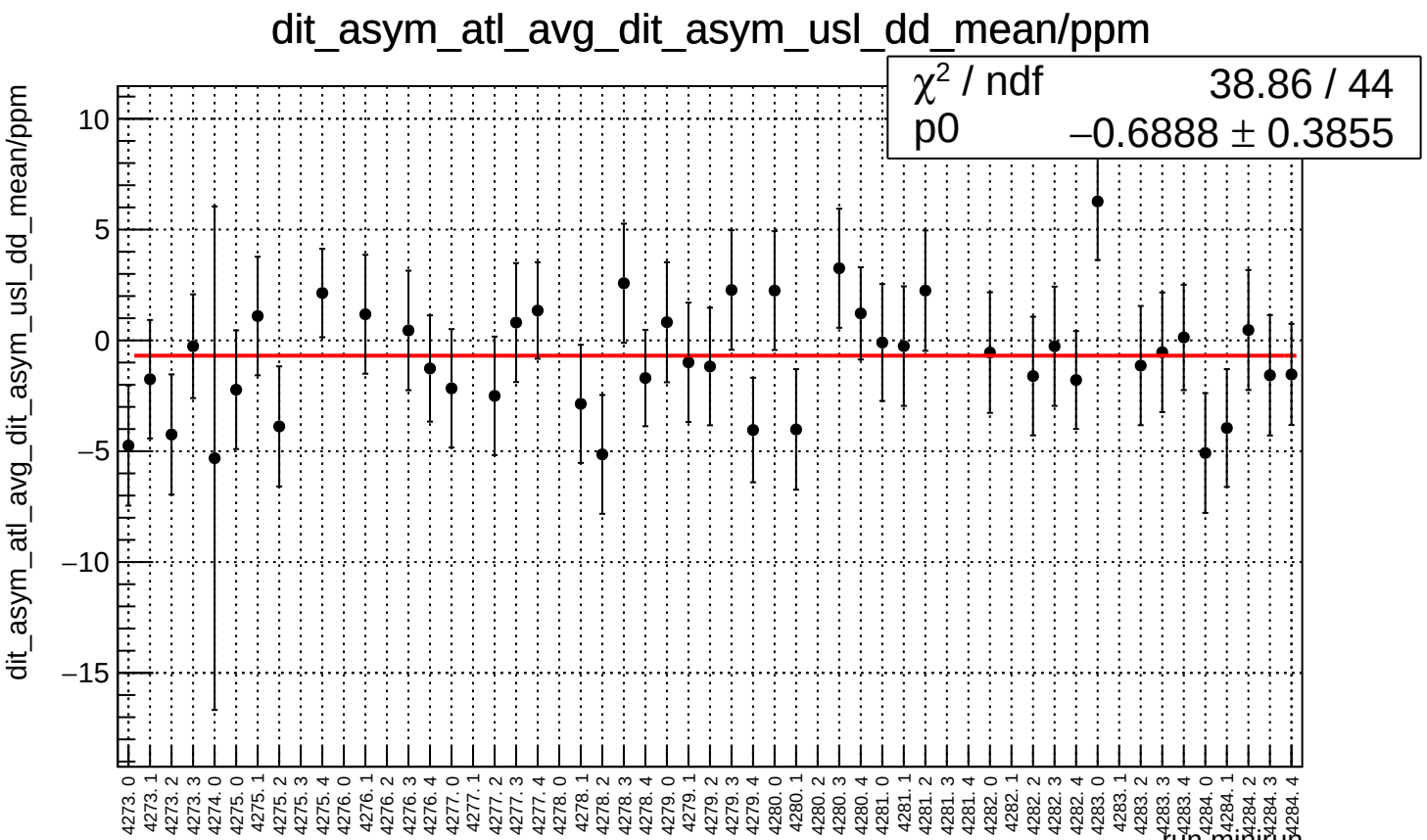
dit_asym_atl_avg_dit_asym_usl_dd_mean/ppm
χ² / ndf 38.86 / 44
p0 −0.6888 ± 0.3855
dit_asym_atl_avg_dit_asym_usl_dd_mean/ppm
10
5
0
−5
−10
−15
4273. 0
4273. 1
4273. 2
4273. 3
4274. 0
4275. 0
4275. 1
4275. 2
4275. 3
4275. 4
4276. 0
4276. 1
4276. 2
4276. 3
4276. 4
4277. 0
4277. 1
4277. 2
4277. 3
4277. 4
4278. 0
4278. 1
4278. 2
4278. 3
4278. 4
4279. 0
4279. 1
4279. 2
4279. 3
4279. 4
4280. 0
4280. 1
4280. 2
4280. 3
4280. 4
4281. 0
4281. 1
4281. 2
4281. 3
4281. 4
4282. 0
4282. 1
4282. 2
4282. 3
4282. 4
4283. 0
4283. 1
4283. 2
4283. 3
4283. 4
4284. 0
4284. 1
4284. 2
4284. 3
4284. 4
run.minirun

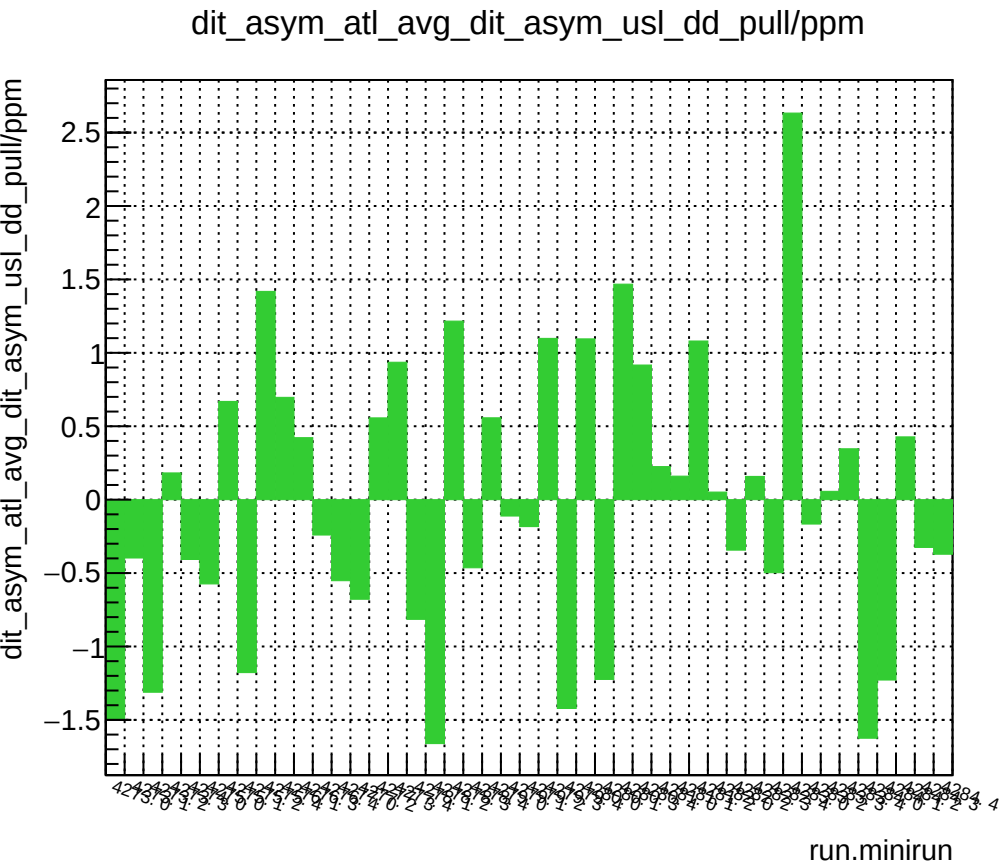
dit_asym_atl_avg_dit_asym_usl_dd_pull/ppm
dit_asym_atl_avg_dit_asym_usl_dd_pull/ppm
run.minirun

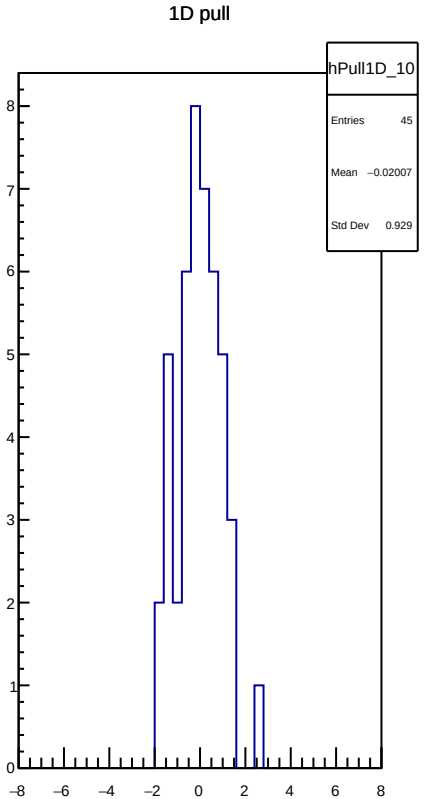
1D pull
hPull1D_10
Entries 45
Mean −0.02007
Std Dev 0.929

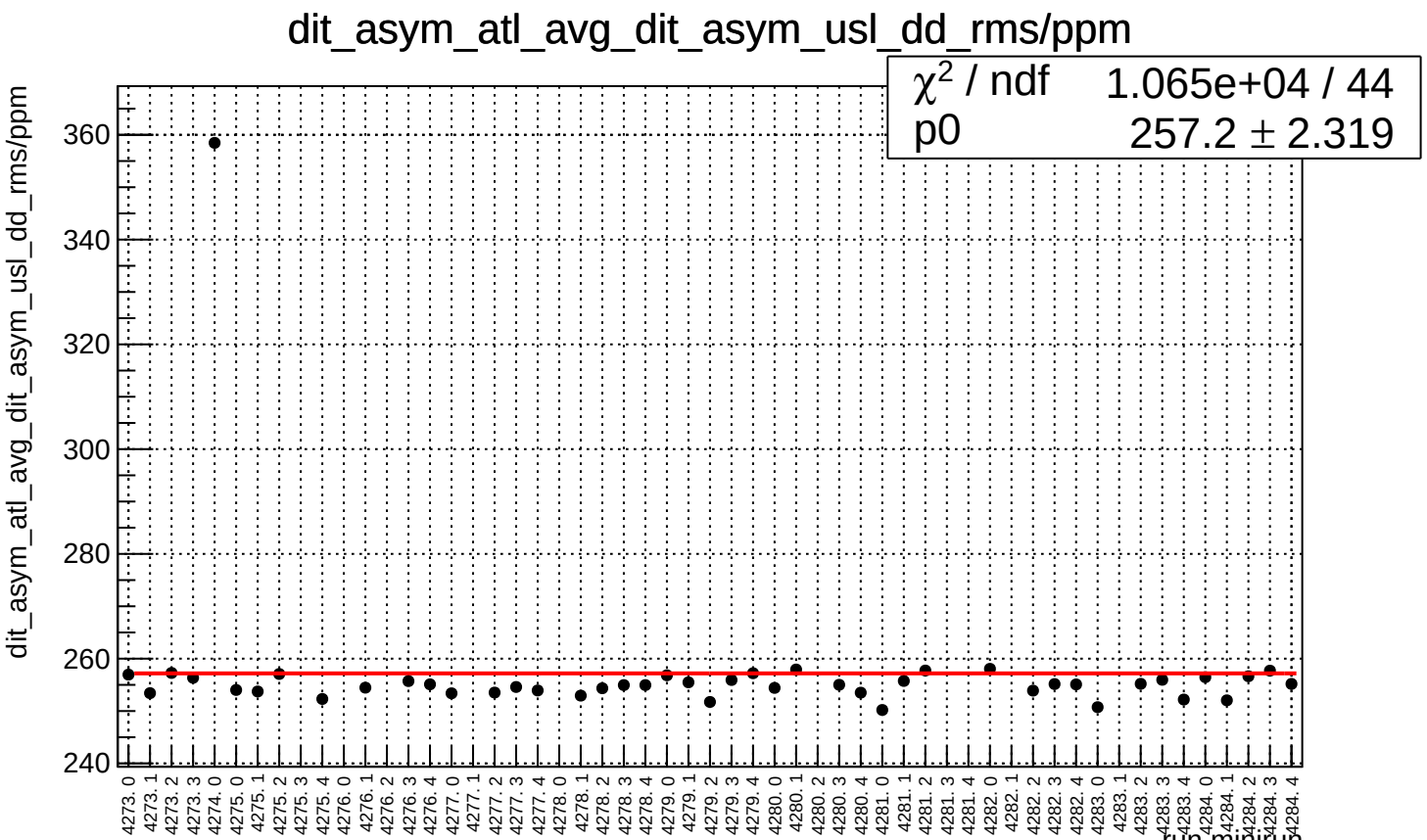
dit_asym_atl_avg_dit_asym_usl_dd_rms/ppm
χ2 / ndf 1.065e+04 / 44
p0 257.2 ± 2.319
dit_asym_atl_avg_dit_asym_usl_dd_rms/ppm
360
340
320
300
280
260
240
4273. 0
4273. 1
4273. 2
4273. 3
4274. 0
4275. 0
4275. 1
4275. 2
4275. 3
4275. 4
4276. 0
4276. 1
4276. 2
4276. 3
4276. 4
4277. 0
4277. 1
4277. 2
4277. 3
4277. 4
4278. 0
4278. 1
4278. 2
4278. 3
4278. 4
4279. 0
4279. 1
4279. 2
4279. 3
4279. 4
4280. 0
4280. 1
4280. 2
4280. 3
4280. 4
4281. 0
4281. 1
4281. 2
4281. 3
4281. 4
4282. 0
4282. 1
4282. 2
4282. 3
4282. 4
4283. 0
4283. 1
4283. 2
4283. 3
4283. 4
4284. 0
4284. 1
4284. 2
4284. 3
4284. 4
run.minirun

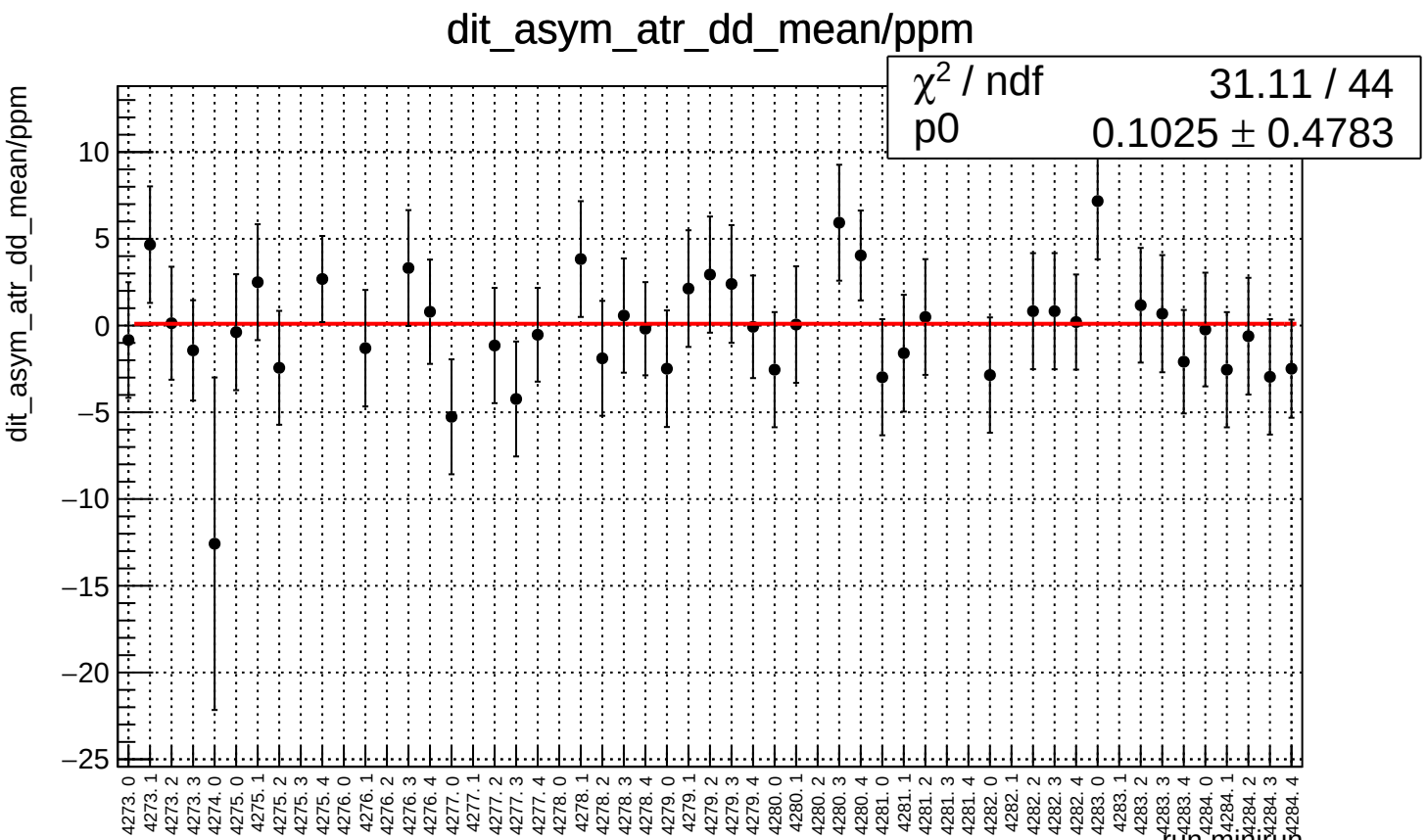
dit_asym_atr_dd_mean/ppm
χ² / ndf 31.11 / 44
p0 0.1025 ± 0.4783
dit_asym_atr_dd_mean/ppm
run.minirun

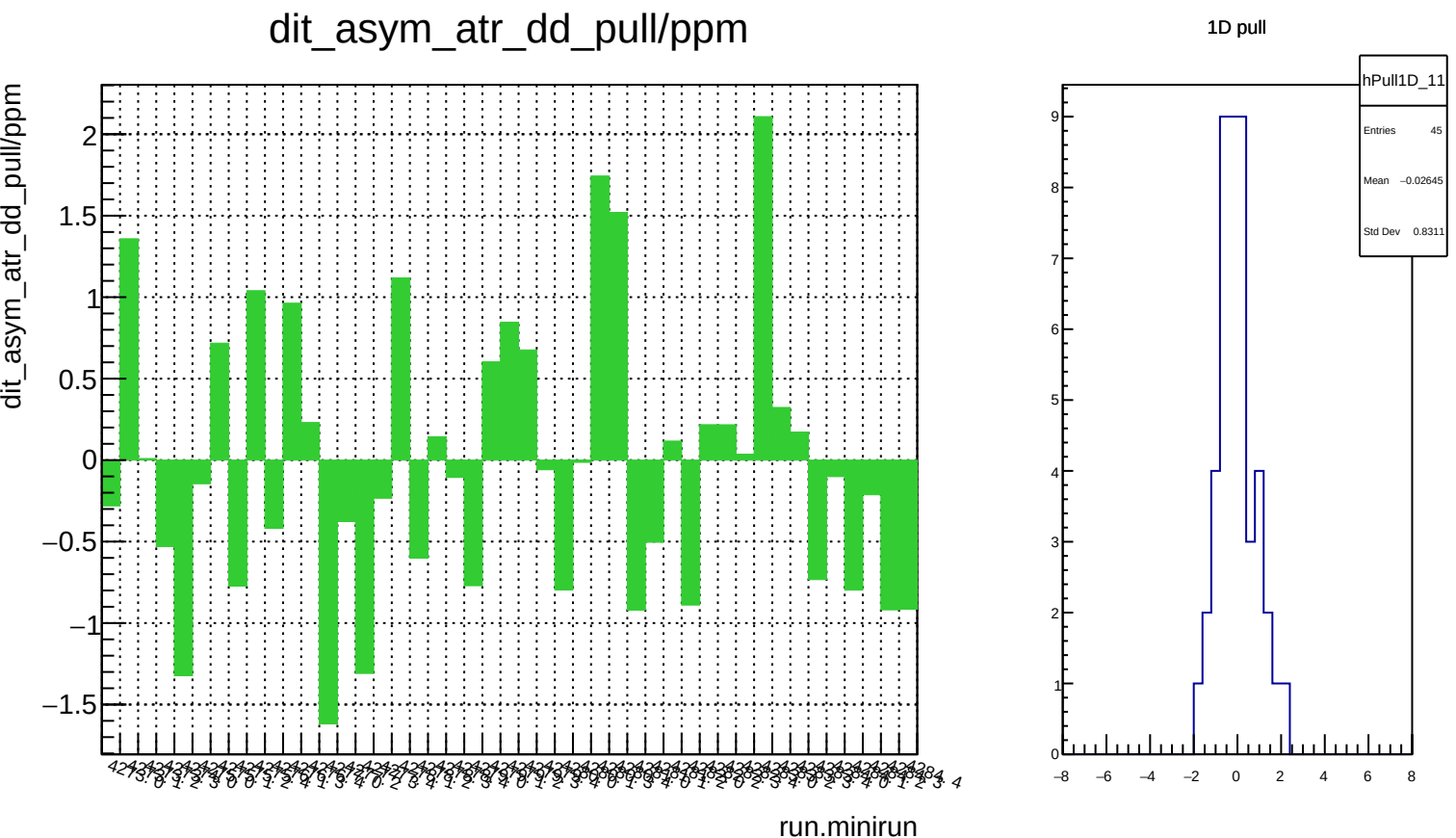
dit_asym_atr_dd_pull/ppm
dit_asym_atr_dd_pull/ppm
run.minirun
1D pull
hPull1D_11
Entries 45
Mean −0.02645
Std Dev 0.8311

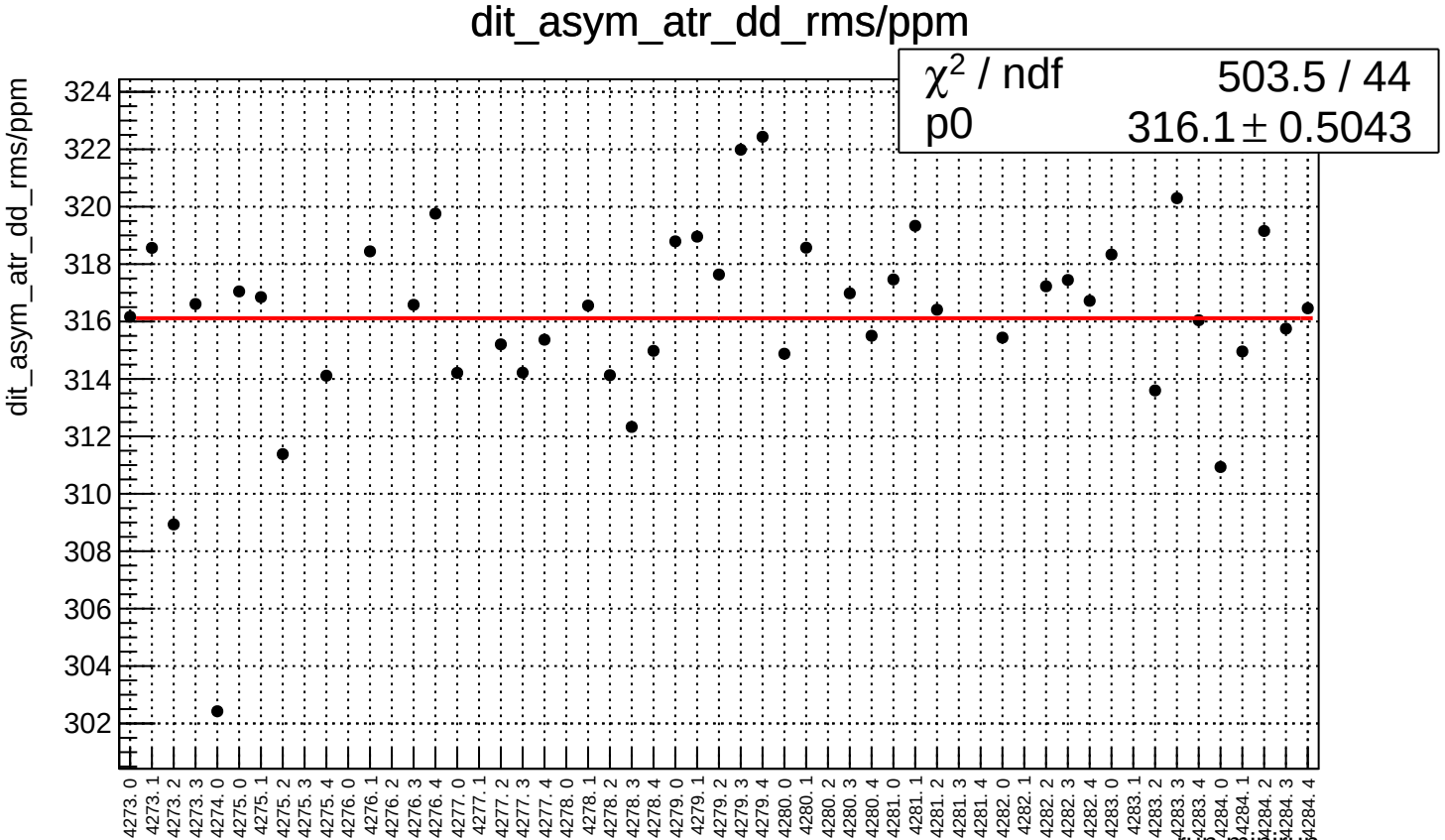
dit_asym_atr_dd_rms/ppm
χ2 / ndf 503.5 / 44
p0 316.1 ± 0.5043
dit_asym_atr_dd_rms/ppm
324
322
320
318
316
314
312
310
308
306
304
302
4273. 0
4273. 1
4273. 2
4273. 3
4274. 0
4275. 0
4275. 1
4275. 2
4275. 3
4275. 4
4276. 0
4276. 1
4276. 2
4276. 3
4276. 4
4277. 0
4277. 1
4277. 2
4277. 3
4277. 4
4278. 0
4278. 1
4278. 2
4278. 3
4278. 4
4279. 0
4279. 1
4279. 2
4279. 3
4279. 4
4280. 0
4280. 1
4280. 2
4280. 3
4280. 4
4281. 0
4281. 1
4281. 2
4281. 3
4281. 4
4282. 0
4282. 1
4282. 2
4282. 3
4282. 4
4283. 0
4283. 1
4283. 2
4283. 3
4283. 4
4284. 0
4284. 1
4284. 2
4284. 3
4284. 4
run.minirun

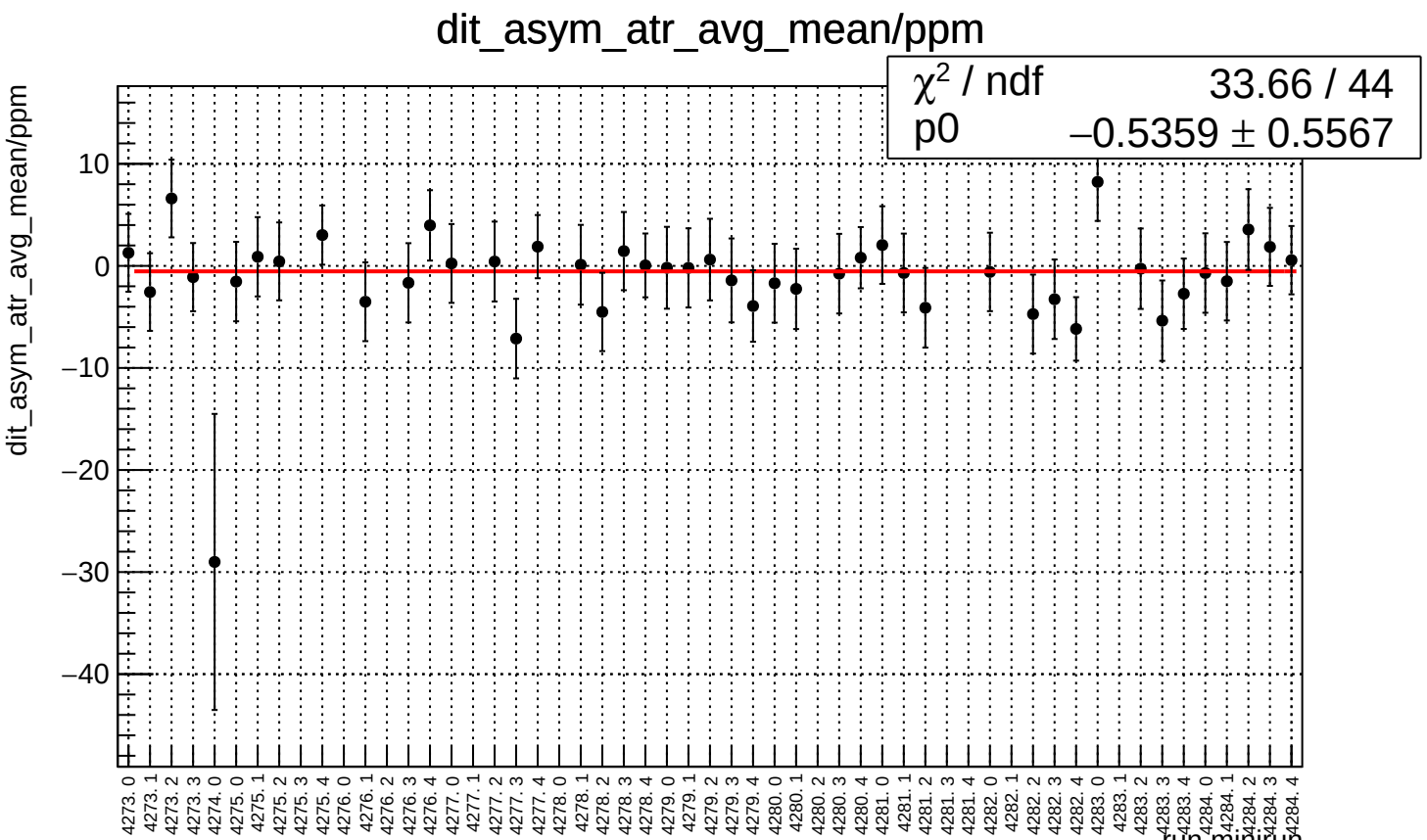
dit_asym_atr_avg_mean/ppm
χ² / ndf 33.66 / 44
p0 −0.5359 ± 0.5567
dit_asym_atr_avg_mean/ppm
10
0
−10
−20
−30
−40
4273. 0
4273. 1
4273. 2
4273. 3
4274. 0
4275. 0
4275. 1
4275. 2
4275. 3
4275. 4
4276. 0
4276. 1
4276. 2
4276. 3
4276. 4
4277. 0
4277. 1
4277. 2
4277. 3
4277. 4
4278. 0
4278. 1
4278. 2
4278. 3
4278. 4
4279. 0
4279. 1
4279. 2
4279. 3
4279. 4
4280. 0
4280. 1
4280. 2
4280. 3
4280. 4
4281. 0
4281. 1
4281. 2
4281. 3
4281. 4
4282. 0
4282. 1
4282. 2
4282. 3
4282. 4
4283. 0
4283. 1
4283. 2
4283. 3
4283. 4
4284. 0
4284. 1
4284. 2
4284. 3
4284. 4
run.minirun

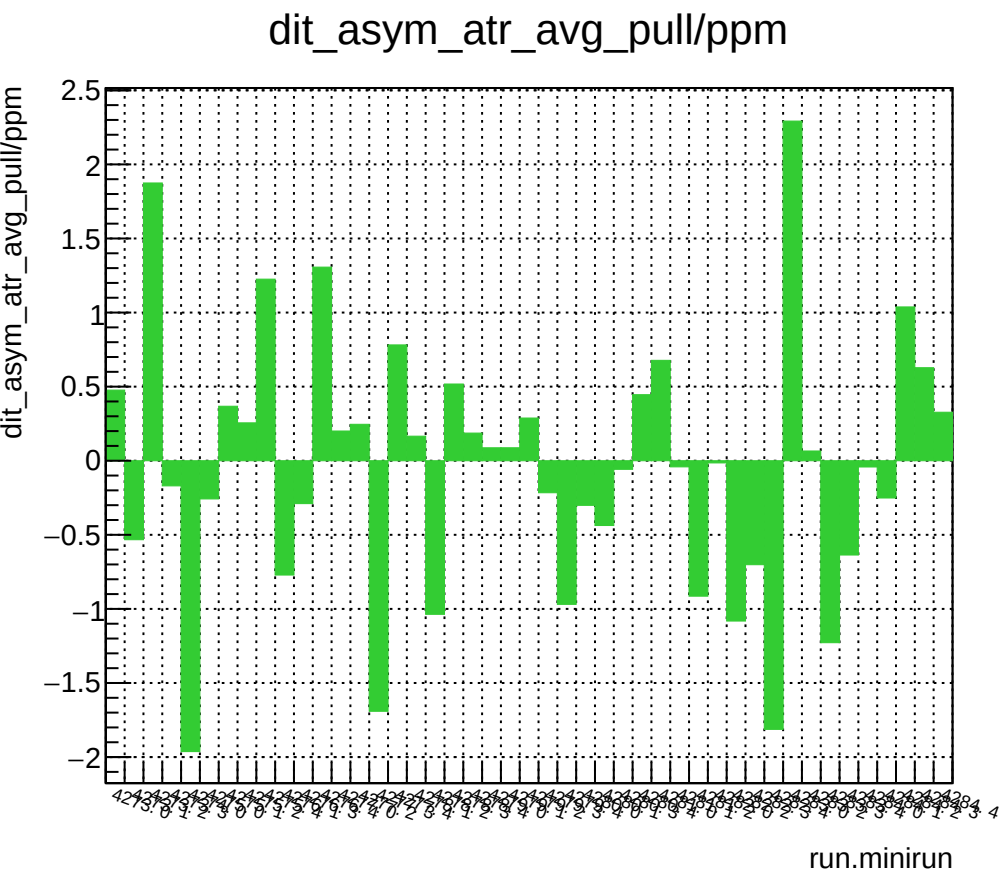
dit_asym_atr_avg_pull/ppm
dit_asym_atr_avg_pull/ppm
run.minirun

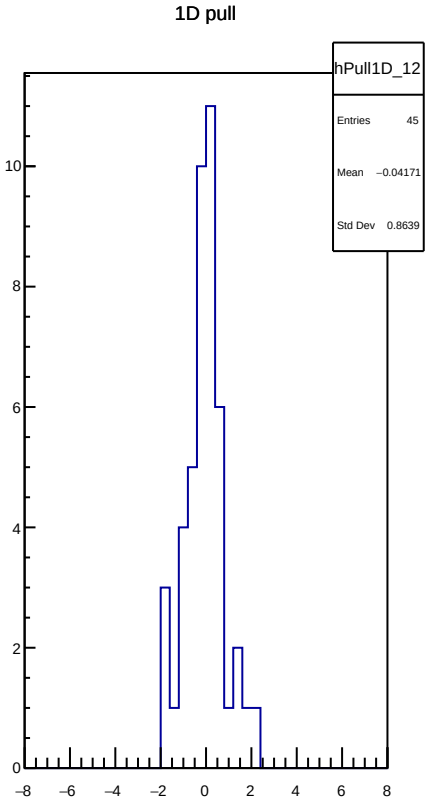
1D pull
hPull1D_12
Entries 45
Mean −0.04171
Std Dev 0.8639

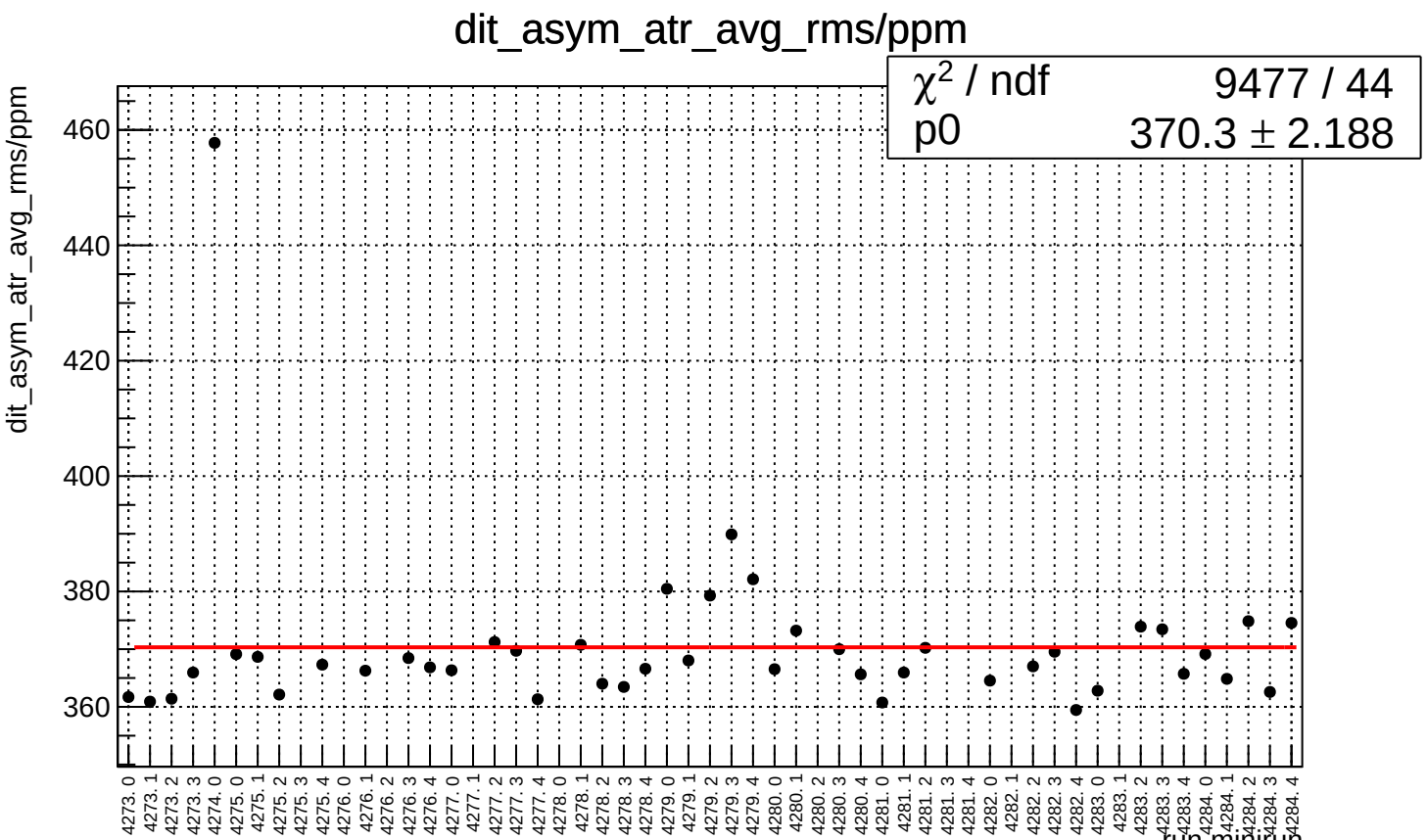
dit_asym_atr_avg_rms/ppm
χ^2 / ndf 9477 / 44
p0 370.3 ± 2.188
dit_asym_atr_avg_rms/ppm
460
440
420
400
380
360
4273. 0
4273. 1
4273. 2
4273. 3
4274. 0
4275. 0
4275. 1
4275. 2
4275. 3
4275. 4
4276. 0
4276. 1
4276. 2
4276. 3
4276. 4
4277. 0
4277. 1
4277. 2
4277. 3
4277. 4
4278. 0
4278. 1
4278. 2
4278. 3
4278. 4
4279. 0
4279. 1
4279. 2
4279. 3
4279. 4
4280. 0
4280. 1
4280. 2
4280. 3
4280. 4
4281. 0
4281. 1
4281. 2
4281. 3
4281. 4
4282. 0
4282. 1
4282. 2
4282. 3
4282. 4
4283. 0
4283. 1
4283. 2
4283. 3
4283. 4
4284. 0
4284. 1
4284. 2
4284. 3
4284. 4
run.minirun

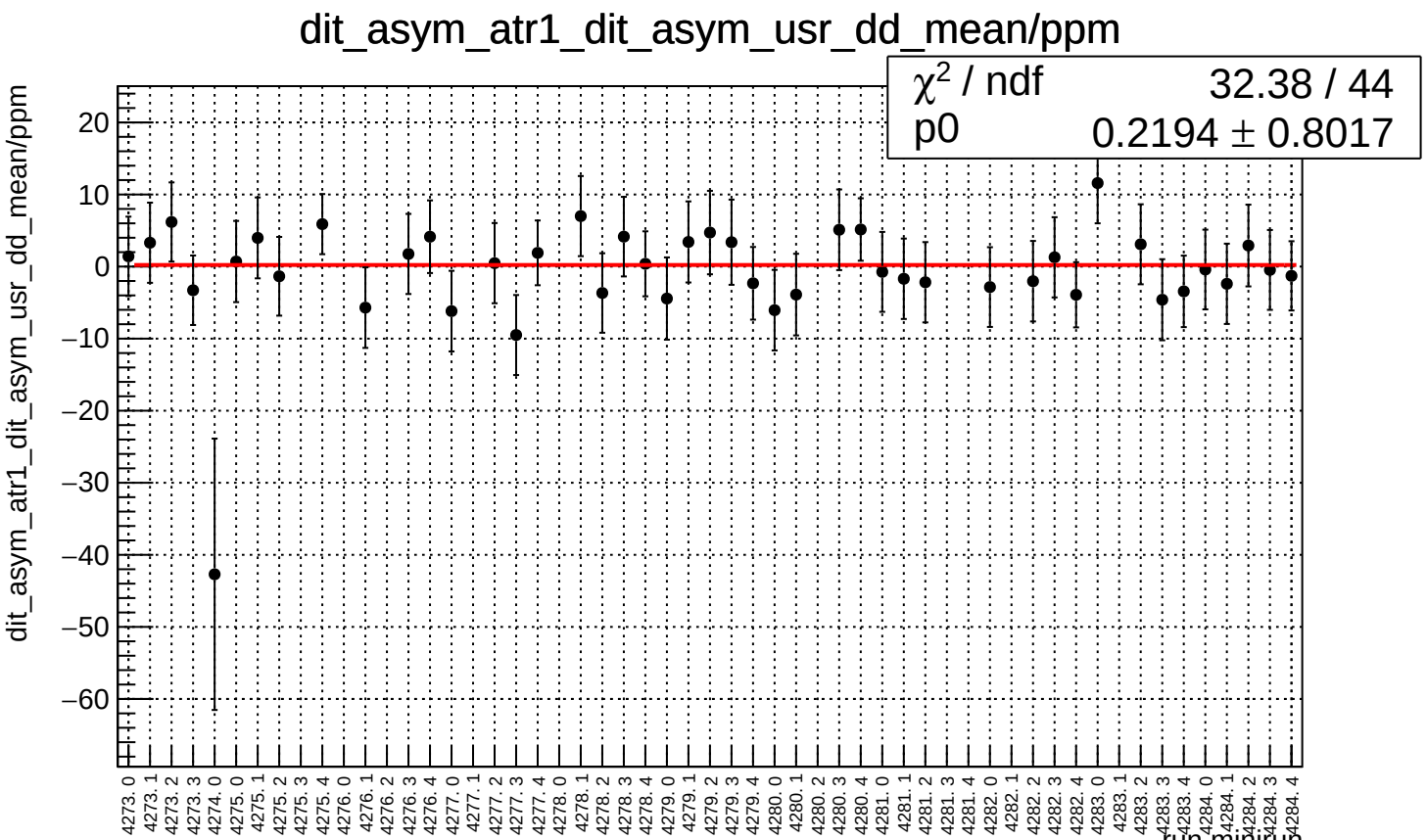
dit_asym_atr1_dit_asym_usr_dd_mean/ppm
χ² / ndf 32.38 / 44
p0 0.2194 ± 0.8017
dit_asym_atr1_dit_asym_usr_dd_mean/ppm
20
10
0
−10
−20
−30
−40
−50
−60
4273.0
4273.1
4273.2
4273.3
4274.0
4275.0
4275.1
4275.2
4275.3
4275.4
4276.0
4276.1
4276.2
4276.3
4276.4
4277.0
4277.1
4277.2
4277.3
4277.4
4278.0
4278.1
4278.2
4278.3
4278.4
4279.0
4279.1
4279.2
4279.3
4279.4
4280.0
4280.1
4280.2
4280.3
4280.4
4281.0
4281.1
4281.2
4281.3
4281.4
4282.0
4282.1
4282.2
4282.3
4282.4
4283.0
4283.1
4283.2
4283.3
4283.4
4284.0
4284.1
4284.2
4284.3
4284.4
run.minirun

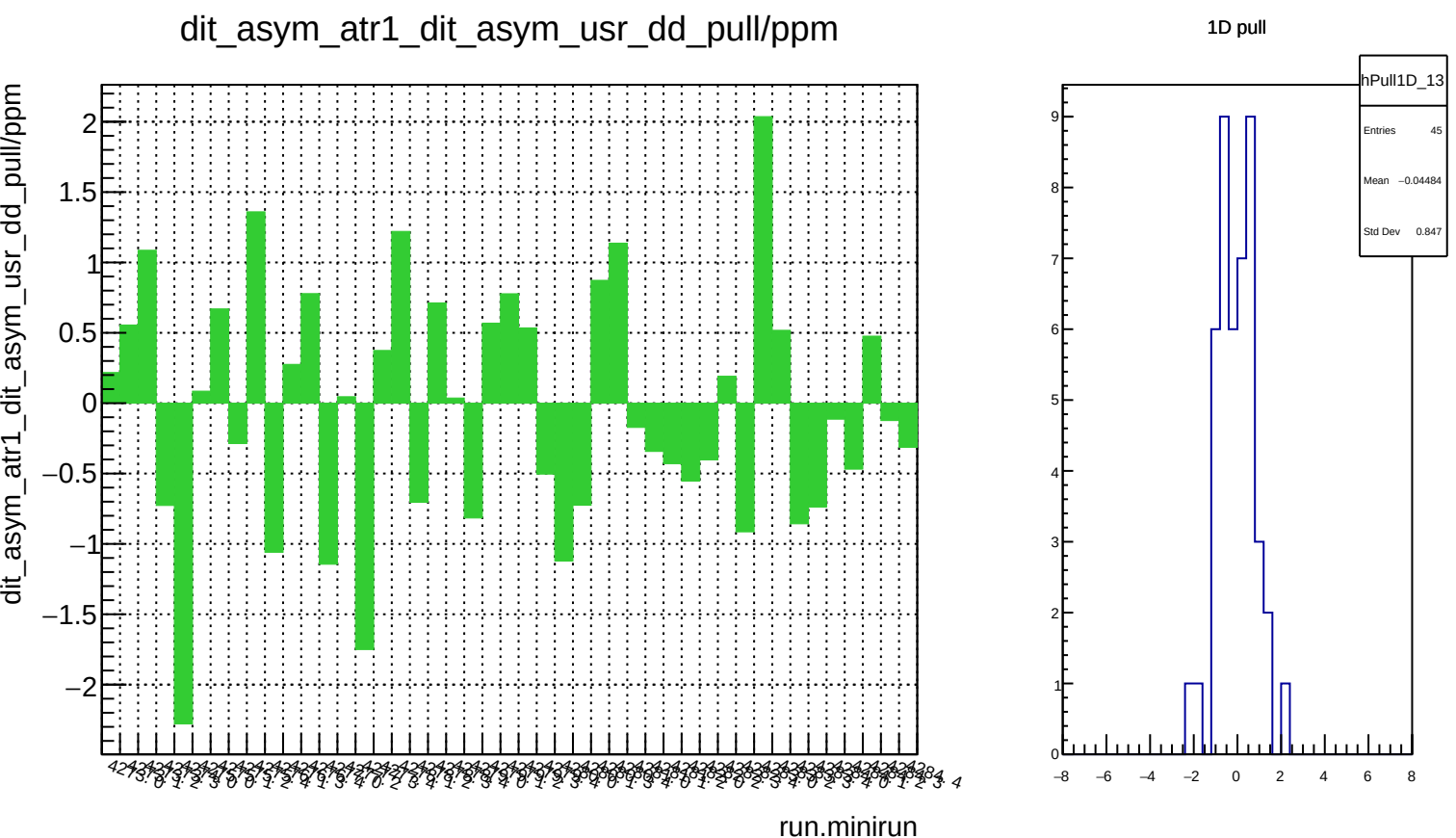
dit_asym_atr1_dit_asym_usr_dd_pull/ppm
dit_asym_atr1_dit_asym_usr_dd_pull/ppm
run.minirun
1D pull
hPull1D_13
Entries 45
Mean −0.04484
Std Dev 0.847

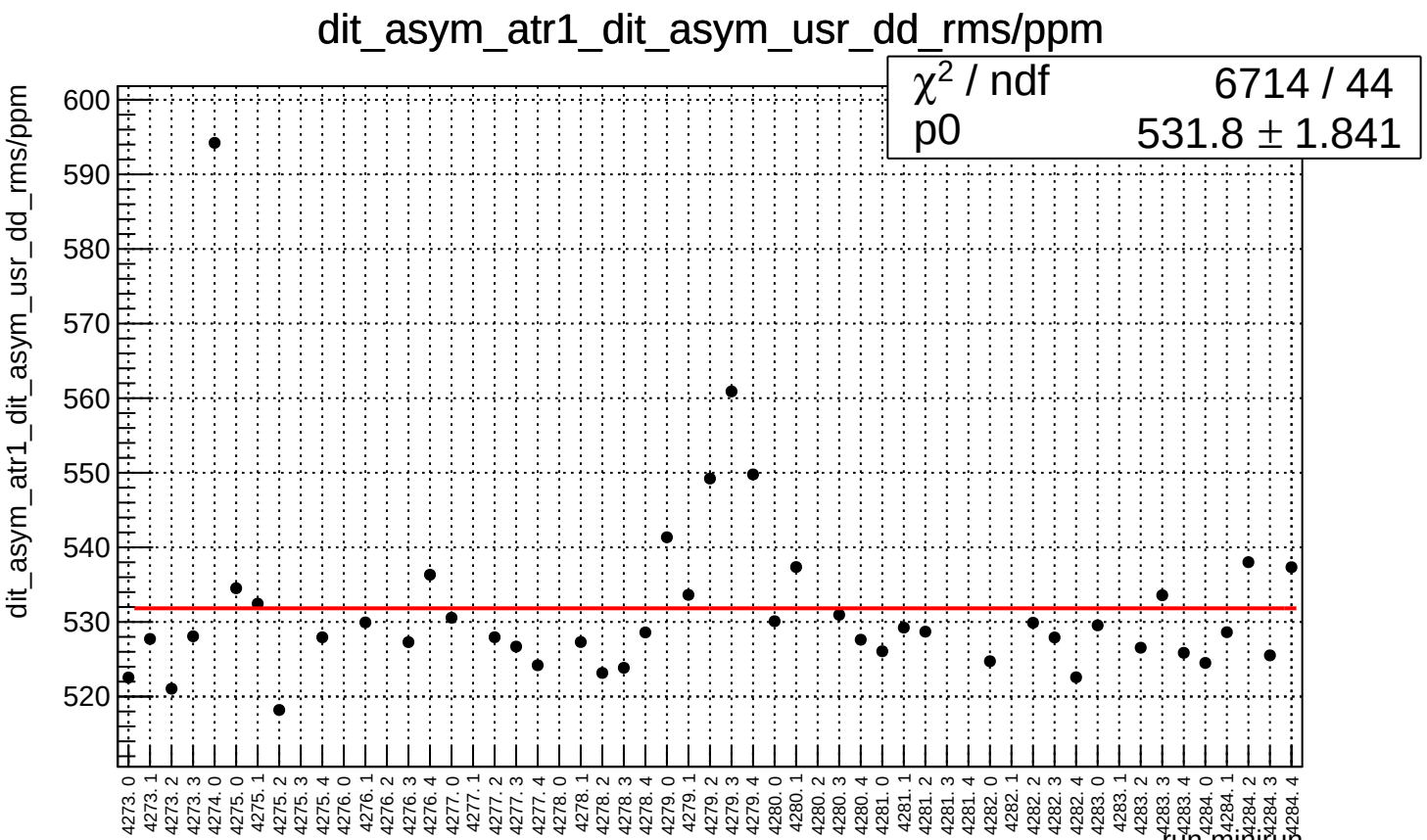
dit_asym_atr1_dit_asym_usr_dd_rms/ppm
χ² / ndf 6714 / 44
p0 531.8 ± 1.841
dit_asym_atr1_dit_asym_usr_dd_rms/ppm
600
590
580
570
560
550
540
530
520
4273. 0
4273. 1
4273. 2
4273. 3
4274. 0
4275. 0
4275. 1
4275. 2
4275. 3
4275. 4
4276. 0
4276. 1
4276. 2
4276. 3
4276. 4
4277. 0
4277. 1
4277. 2
4277. 3
4277. 4
4278. 0
4278. 1
4278. 2
4278. 3
4278. 4
4279. 0
4279. 1
4279. 2
4279. 3
4279. 4
4280. 0
4280. 1
4280. 2
4280. 3
4280. 4
4281. 0
4281. 1
4281. 2
4281. 3
4281. 4
4282. 0
4282. 1
4282. 2
4282. 3
4282. 4
4283. 0
4283. 1
4283. 2
4283. 3
4283. 4
4284. 0
4284. 1
4284. 2
4284. 3
4284. 4
run.minirun

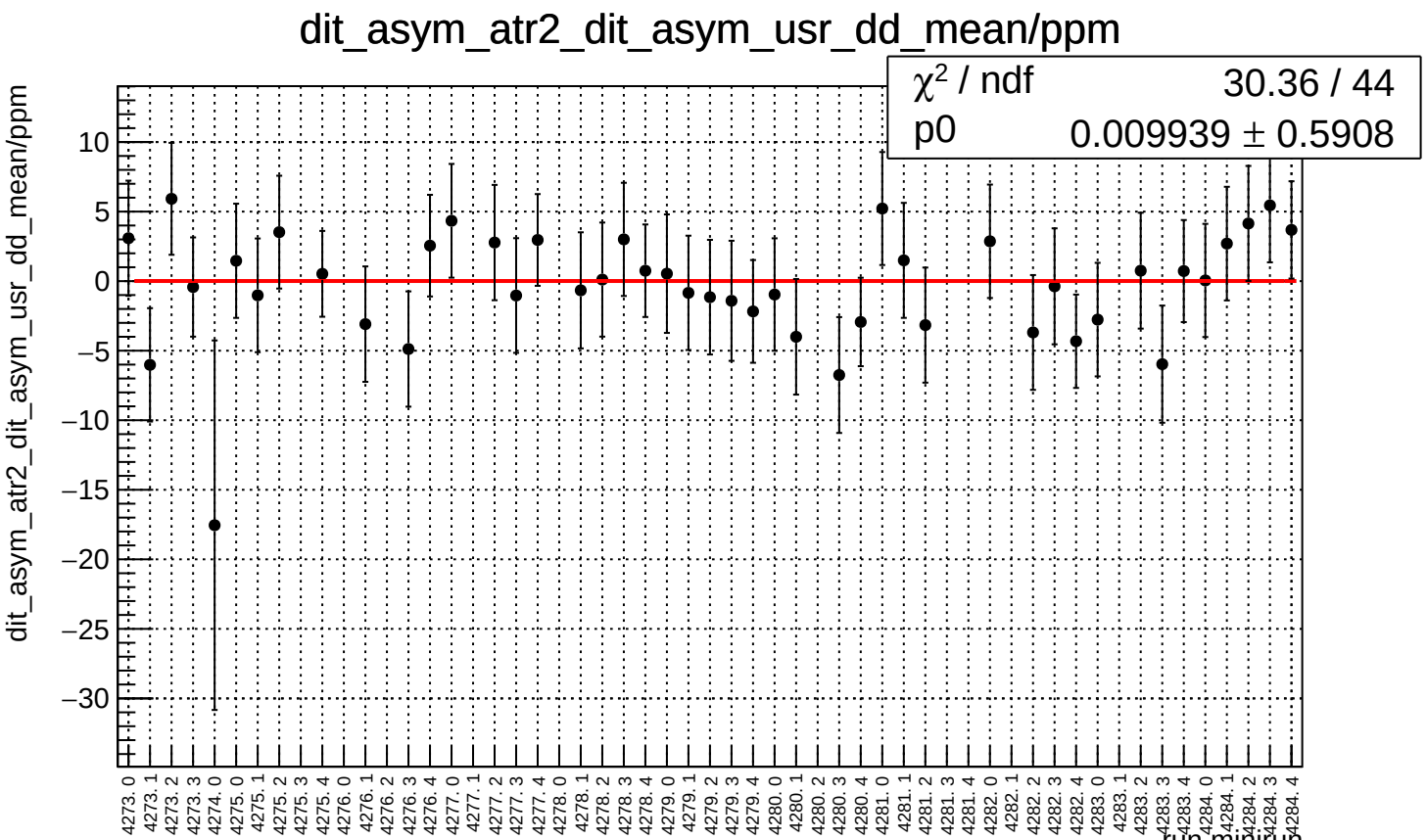
dit_asym_atr2_dit_asym_usr_dd_mean/ppm
χ² / ndf 30.36 / 44
p0 0.009939 ± 0.5908
dit_asym_atr2_dit_asym_usr_dd_mean/ppm
10
5
0
−5
−10
−15
−20
−25
−30
4273. 0
4273. 1
4273. 2
4273. 3
4274. 0
4275. 0
4275. 1
4275. 2
4275. 3
4275. 4
4276. 0
4276. 1
4276. 2
4276. 3
4276. 4
4277. 0
4277. 1
4277. 2
4277. 3
4277. 4
4278. 0
4278. 1
4278. 2
4278. 3
4278. 4
4279. 0
4279. 1
4279. 2
4279. 3
4279. 4
4280. 0
4280. 1
4280. 2
4280. 3
4280. 4
4281. 0
4281. 1
4281. 2
4281. 3
4281. 4
4282. 0
4282. 1
4282. 2
4282. 3
4282. 4
4283. 0
4283. 1
4283. 2
4283. 3
4283. 4
4284. 0
4284. 1
4284. 2
4284. 3
4284. 4
run.minirun

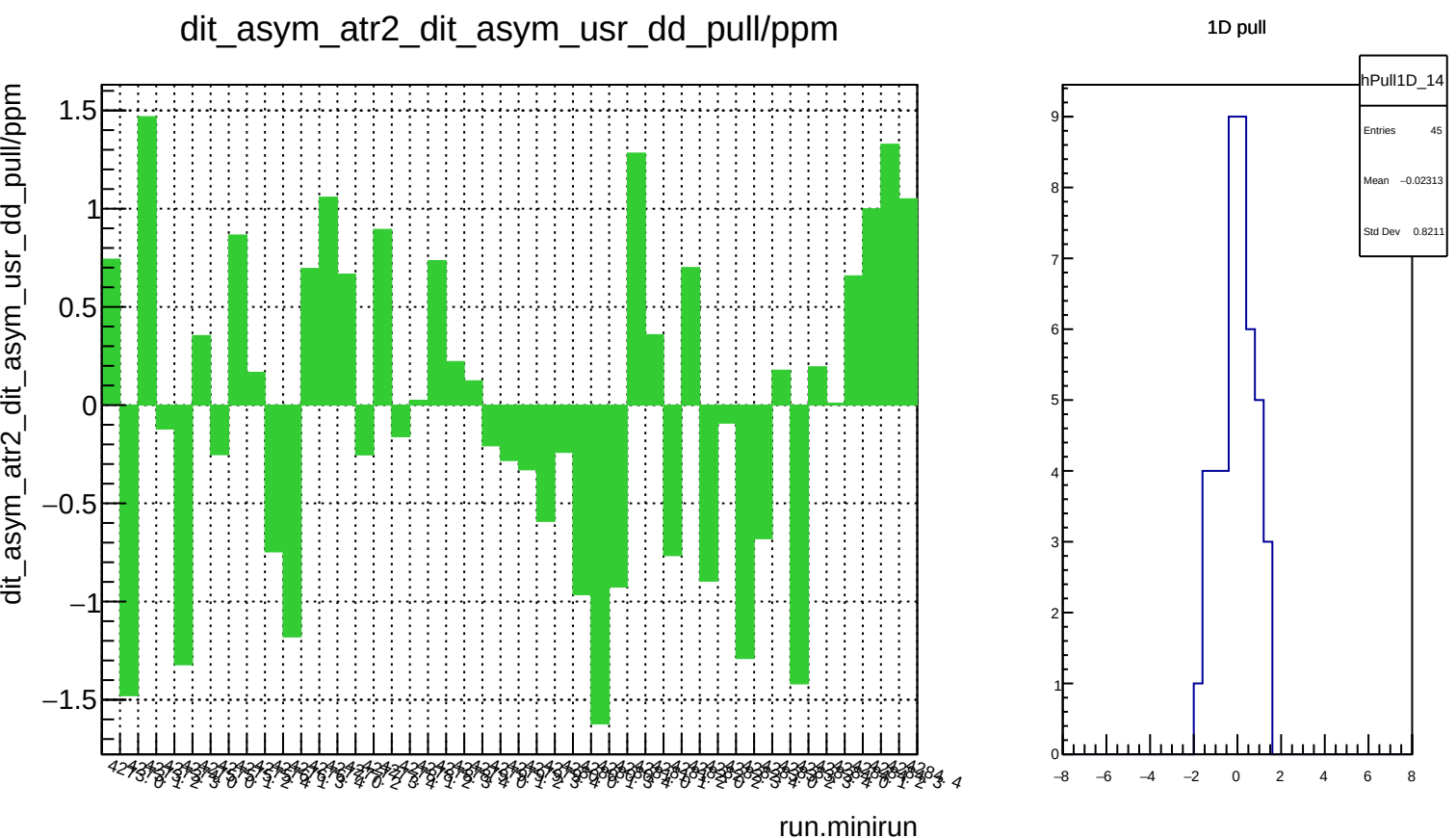
dit_asym_atr2_dit_asym_usr_dd_pull/ppm
dit_asym_atr2_dit_asym_usr_dd_pull/ppm
run.minirun
1D pull
hPull1D_14
Entries 45
Mean −0.02313
Std Dev 0.8211

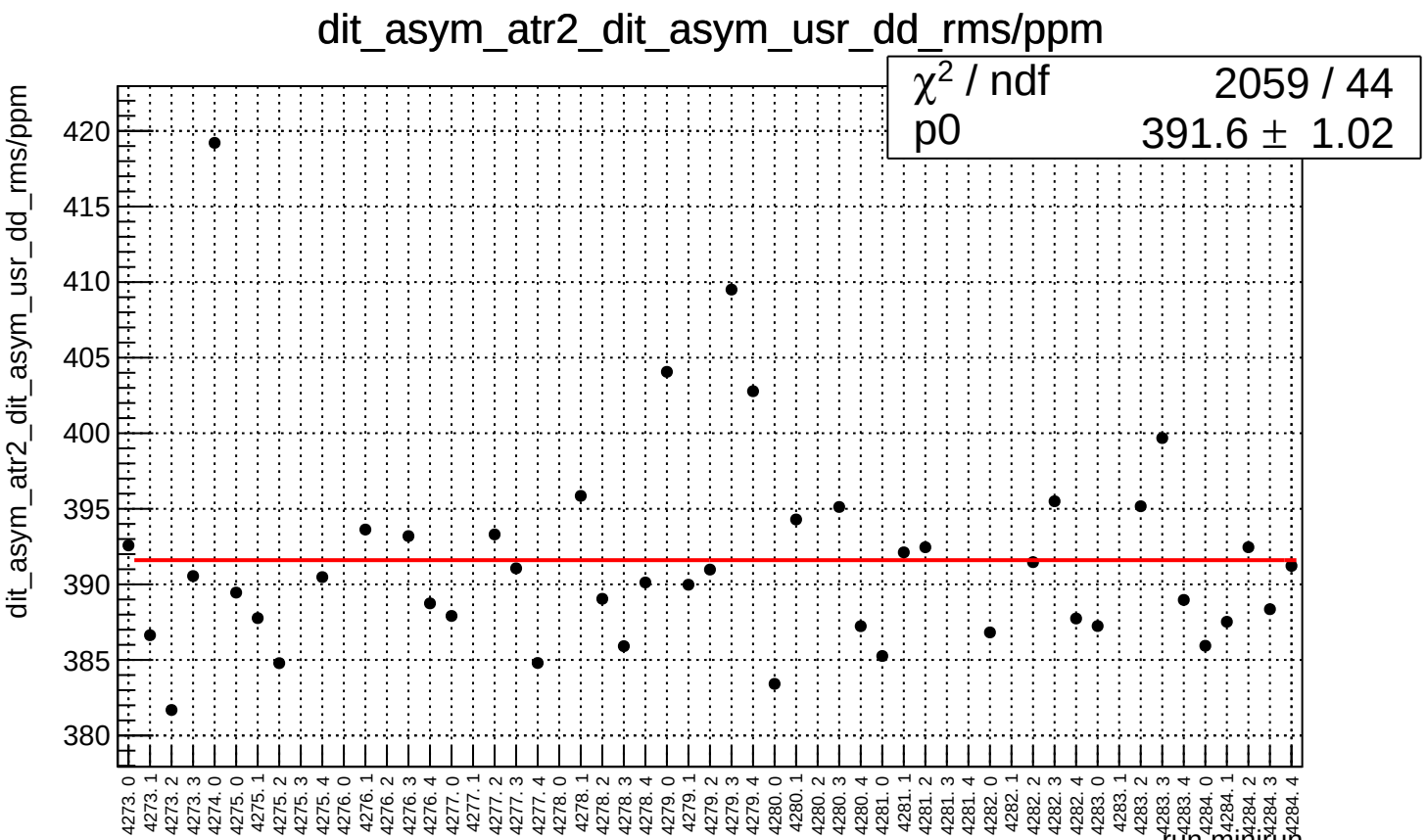
dit_asym_atr2_dit_asym_usr_dd_rms/ppm
χ2 / ndf 2059 / 44
p0 391.6 ± 1.02
dit_asym_atr2_dit_asym_usr_dd_rms/ppm
420
415
410
405
400
395
390
385
380
4273. 0
4273. 1
4273. 2
4273. 3
4274. 0
4275. 0
4275. 1
4275. 2
4275. 3
4275. 4
4276. 0
4276. 1
4276. 2
4276. 3
4276. 4
4277. 0
4277. 1
4277. 2
4277. 3
4277. 4
4278. 0
4278. 1
4278. 2
4278. 3
4278. 4
4279. 0
4279. 1
4279. 2
4279. 3
4279. 4
4280. 0
4280. 1
4280. 2
4280. 3
4280. 4
4281. 0
4281. 1
4281. 2
4281. 3
4281. 4
4282. 0
4282. 1
4282. 2
4282. 3
4282. 4
4283. 0
4283. 1
4283. 2
4283. 3
4283. 4
4284. 0
4284. 1
4284. 2
4284. 3
4284. 4
run.minirun

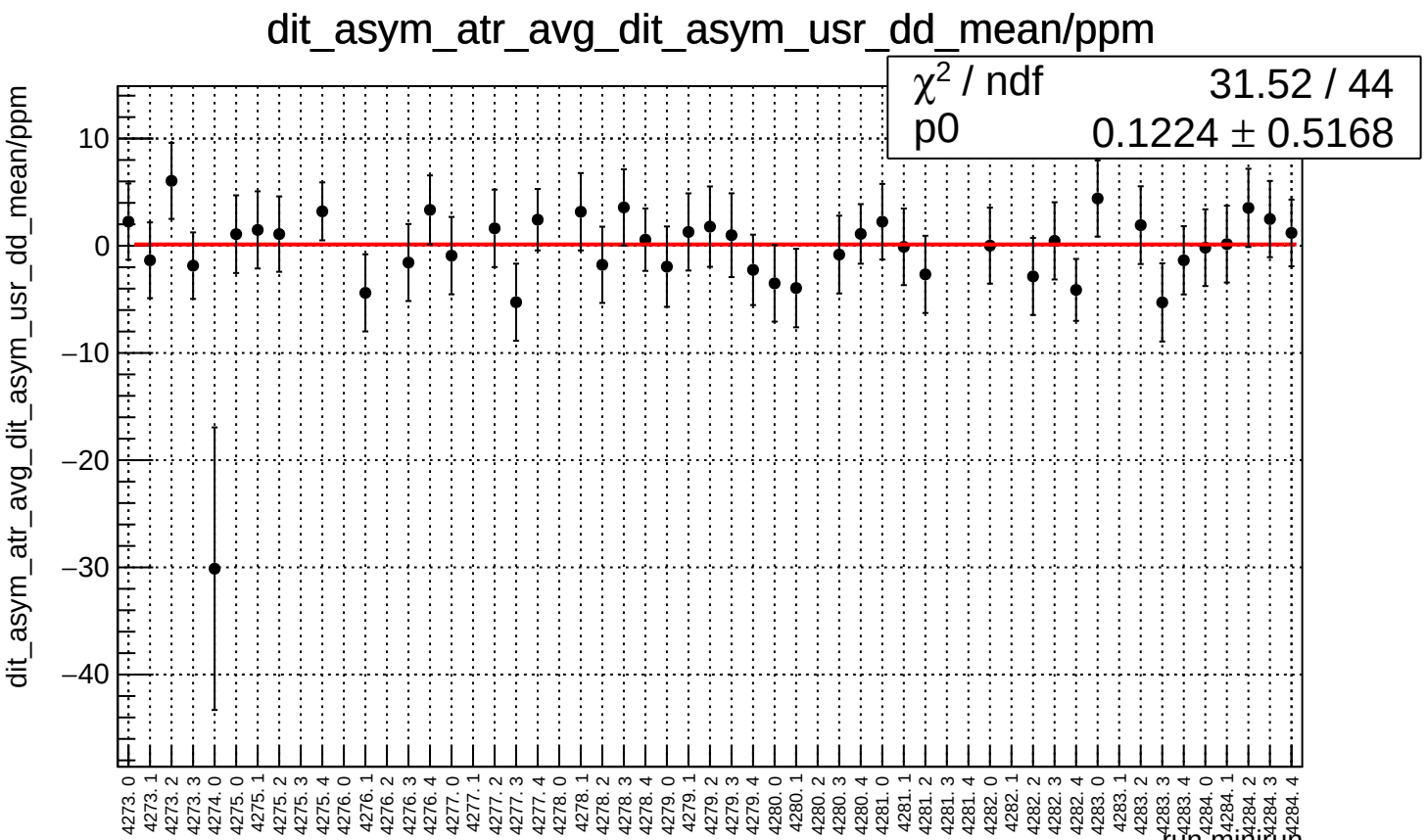
dit_asym_atr_avg_dit_asym_usr_dd_mean/ppm
χ² / ndf 31.52 / 44
p0 0.1224 ± 0.5168
dit_asym_atr_avg_dit_asym_usr_dd_mean/ppm
10
0
−10
−20
−30
−40
4273. 0
4273. 1
4273. 2
4273. 3
4274. 0
4275. 0
4275. 1
4275. 2
4275. 3
4275. 4
4276. 0
4276. 1
4276. 2
4276. 3
4276. 4
4277. 0
4277. 1
4277. 2
4277. 3
4277. 4
4278. 0
4278. 1
4278. 2
4278. 3
4278. 4
4279. 0
4279. 1
4279. 2
4279. 3
4279. 4
4280. 0
4280. 1
4280. 2
4280. 3
4280. 4
4281. 0
4281. 1
4281. 2
4281. 3
4281. 4
4282. 0
4282. 1
4282. 2
4282. 3
4282. 4
4283. 0
4283. 1
4283. 2
4283. 3
4283. 4
4284. 0
4284. 1
4284. 2
4284. 3
4284. 4
run.minirun

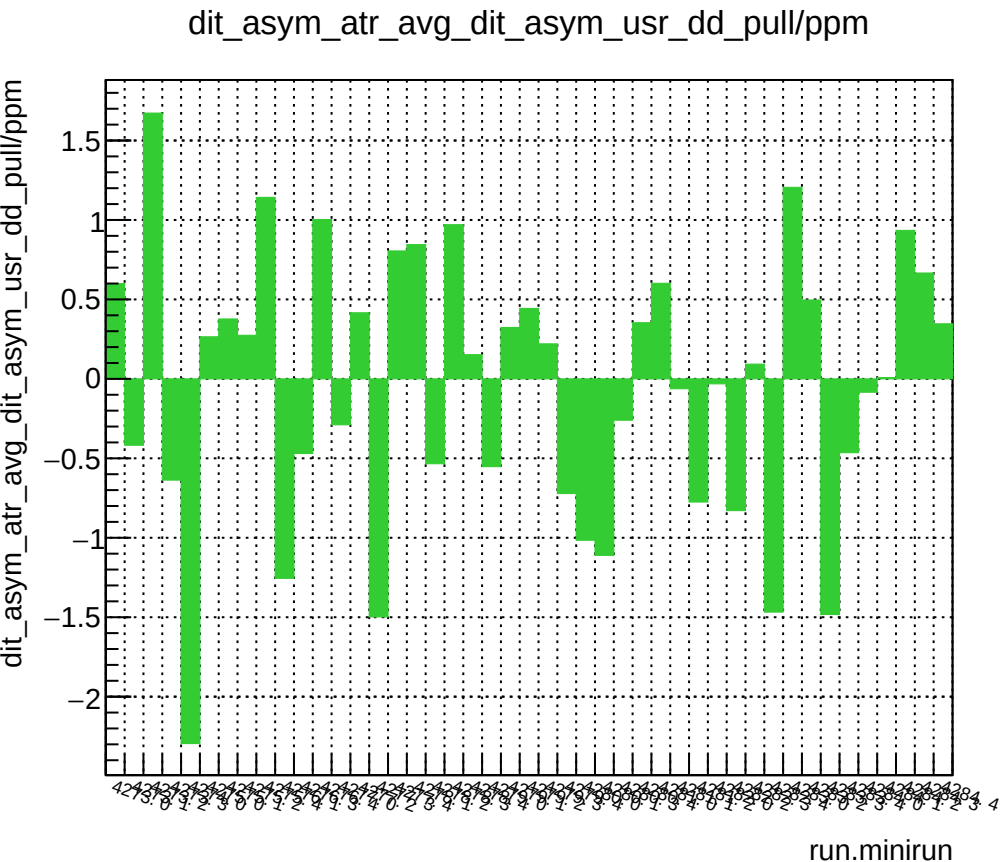
dit_asym_atr_avg_dit_asym_usr_dd_pull/ppm
dit_asym_atr_avg_dit_asym_usr_dd_pull/ppm
1.5
1
0.5
0
−0.5
−1
−1.5
−2
run.minirun

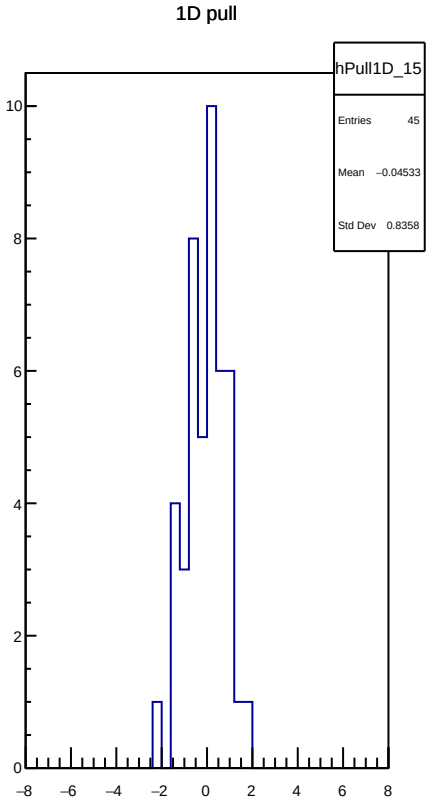
1D pull
hPull1D_15
Entries 45
Mean −0.04533
Std Dev 0.8358
10
8
6
4
2
0
−8
−6
−4
−2
0
2
4
6
8

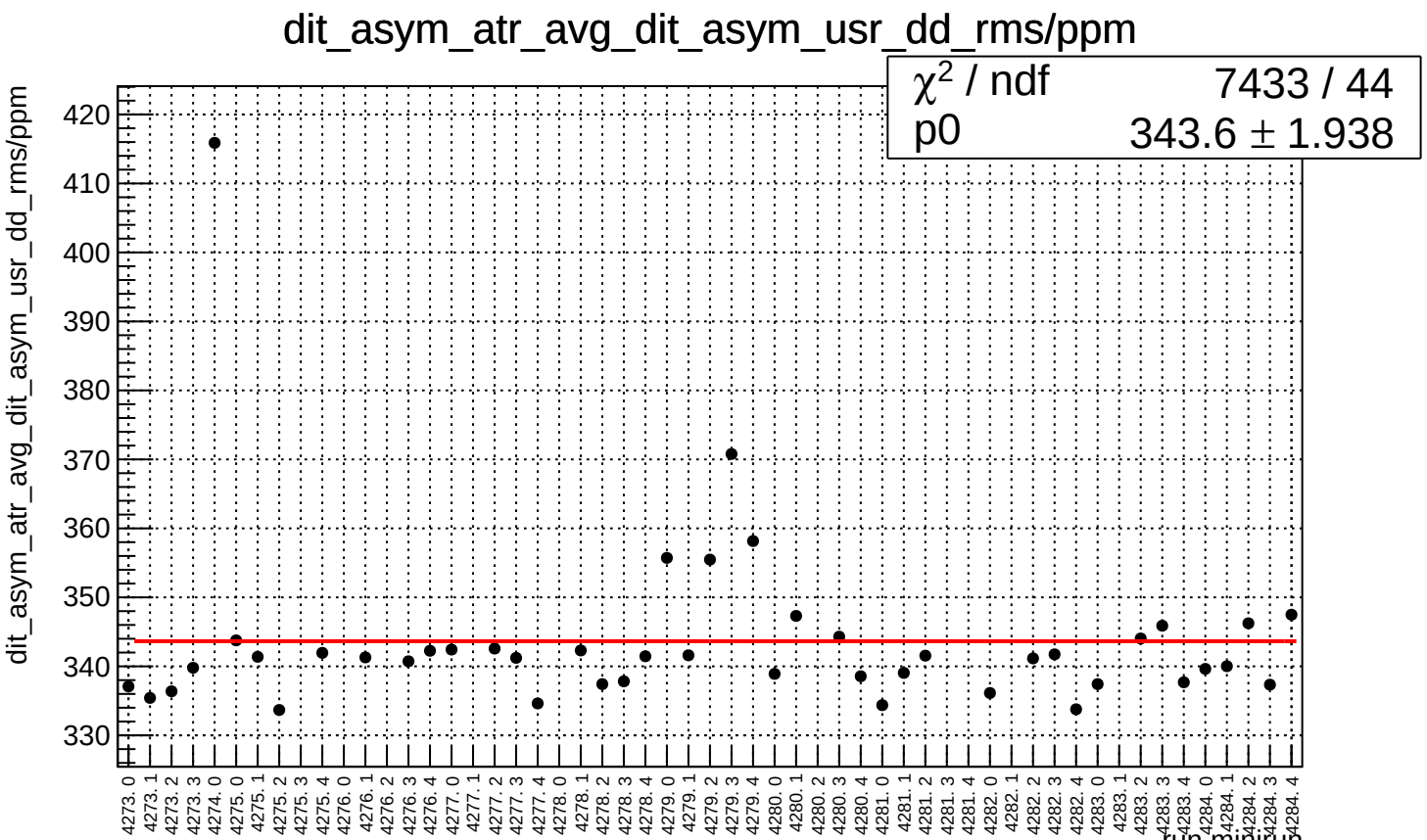
dit_asym_atr_avg_dit_asym_usr_dd_rms/ppm
χ2 / ndf 7433 / 44
p0 343.6 ± 1.938
dit_asym_atr_avg_dit_asym_usr_dd_rms/ppm
420
410
400
390
380
370
360
350
340
330
4273.0
4273.1
4273.2
4273.3
4274.0
4275.0
4275.1
4275.2
4275.3
4275.4
4276.0
4276.1
4276.2
4276.3
4276.4
4277.0
4277.1
4277.2
4277.3
4277.4
4278.0
4278.1
4278.2
4278.3
4278.4
4279.0
4279.1
4279.2
4279.3
4279.4
4280.0
4280.1
4280.2
4280.3
4280.4
4281.0
4281.1
4281.2
4281.3
4281.4
4282.0
4282.1
4282.2
4282.3
4282.4
4283.0
4283.1
4283.2
4283.3
4283.4
4284.0
4284.1
4284.2
4284.3
4284.4
run.minirun