

reg_asym_atl1_mean/ppm

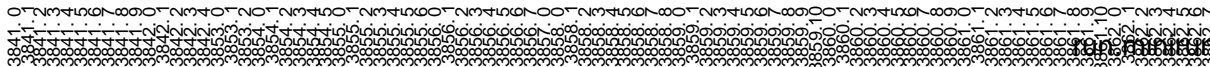
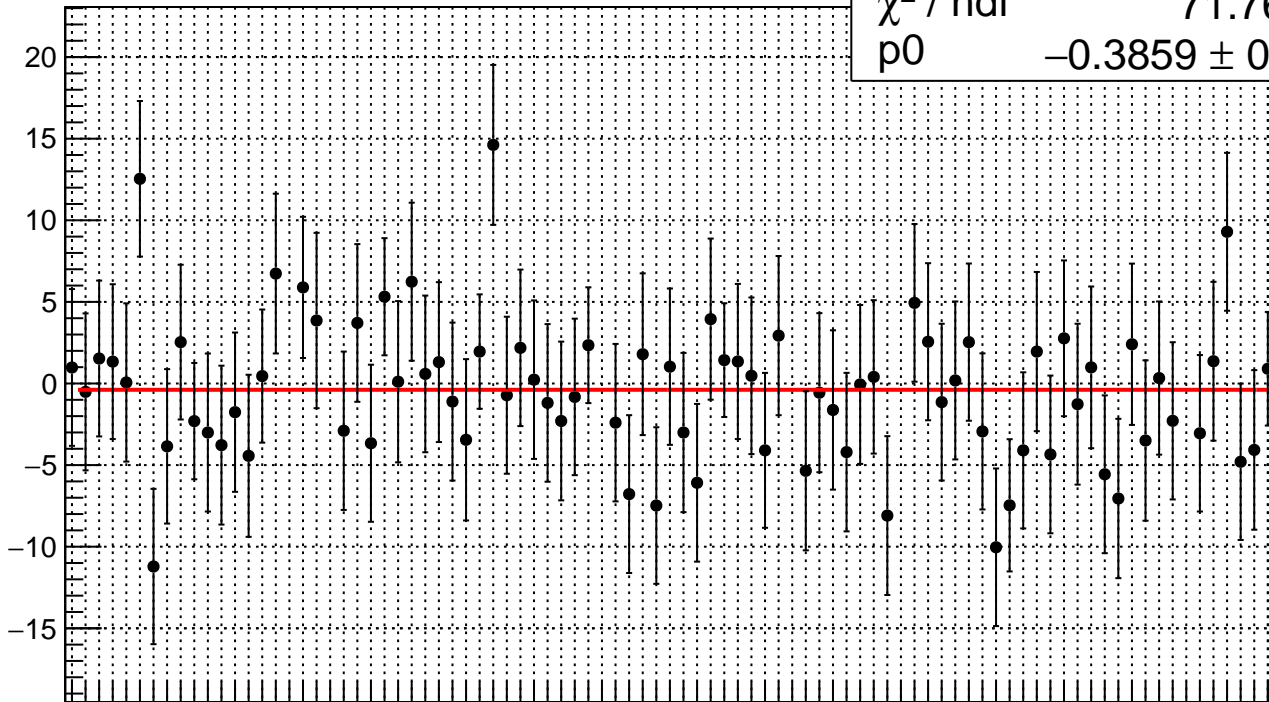
χ^2 / ndf

71.76 / 82

p0

-0.3859 ± 0.5121

reg_asym_atl1_mean/ppm



reg_asym_atl1_rms/ppm

χ^2 / ndf


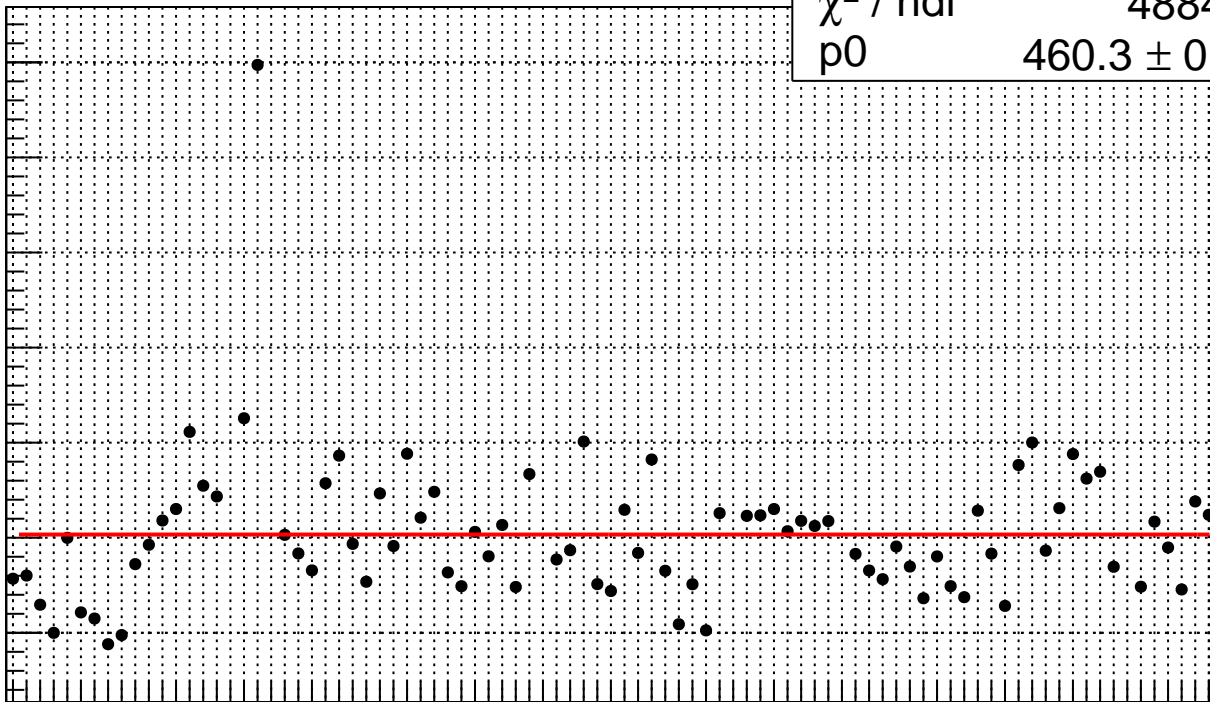
4884 / 82

p0

460.3 ± 0.8471

reg_asym_atl1_rms/ppm

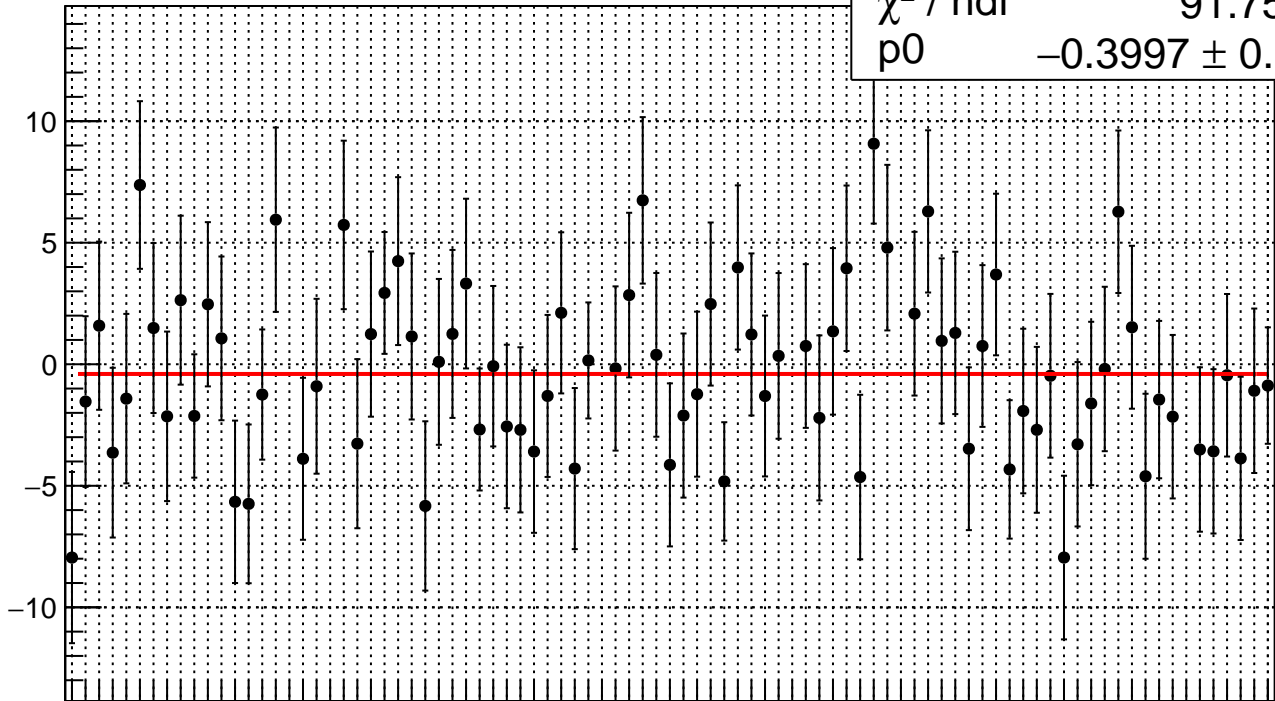
510
500
490
480
470
460
450



reg_asym_atl2_mean/ppm

χ^2 / ndf 91.75 / 82
p0 -0.3997 ± 0.3587

reg_asym_atl2_mean/ppm



0 1 2 3 4 5 6 7 8 9 10 11 12 13 14 15 16 17 18 19 20 21 22 23 24 25 26 27 28 29 30 31 32 33 34 35 36 37 38 39 40 41 42 43 44 45 46 47 48 49 50 51 52 53 54 55 56 57 58 59 60 61 62 63 64 65 66 67 68 69 70 71 72 73 74 75 76 77 78 79 80 81 82

reg_asym_atl2_rms/ppm

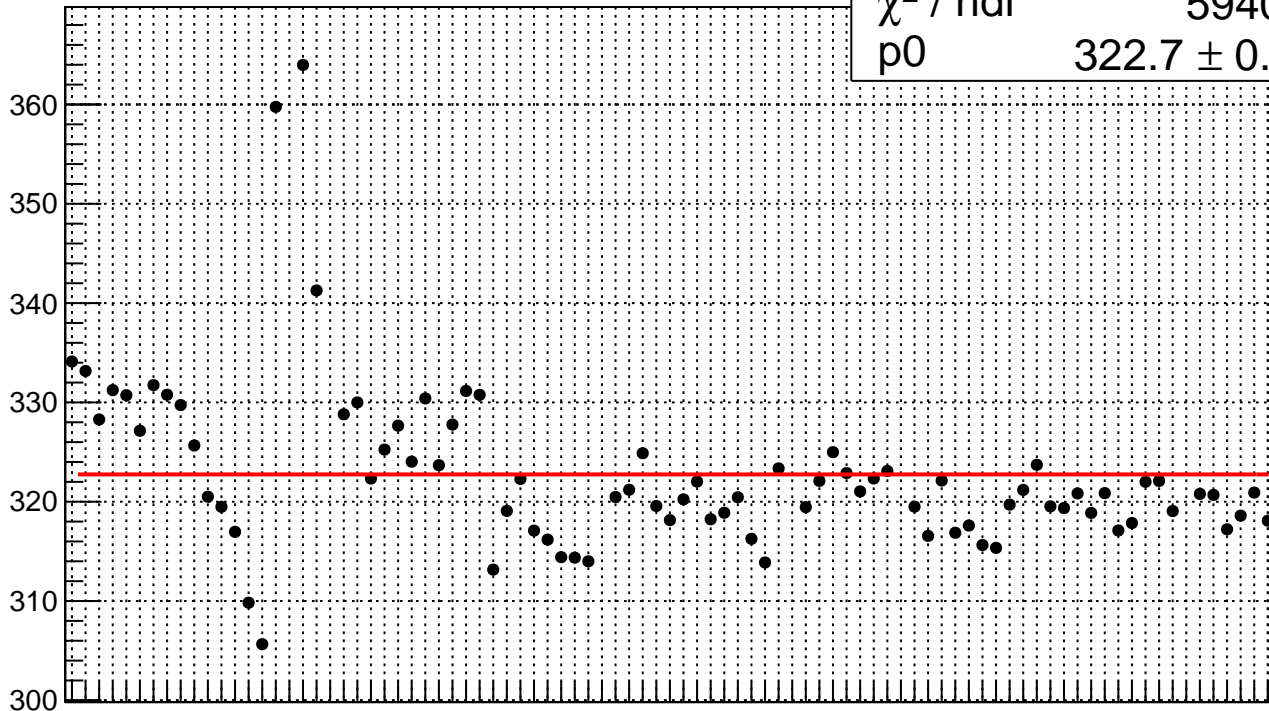
χ^2 / ndf

5940 / 82

p0

322.7 ± 0.9342

reg_asym_atl2_rms/ppm



0 1 2 3 4 5 6 7 8 9 10 11 12 13 14 15 16 17 18 19 20 21 22 23 24 25 26 27 28 29 30 31 32 33 34 35 36 37 38 39 40 41 42 43 44 45 46 47 48 49 50 51 52 53 54 55 56 57 58 59 60 61 62 63 64 65 66 67 68 69 70 71 72 73 74 75 76 77 78 79 80 81 82 83 84 85 86 87 88 89 90 91 92 93 94 95 96 97 98 99

reg_asym_atr1_mean/ppm

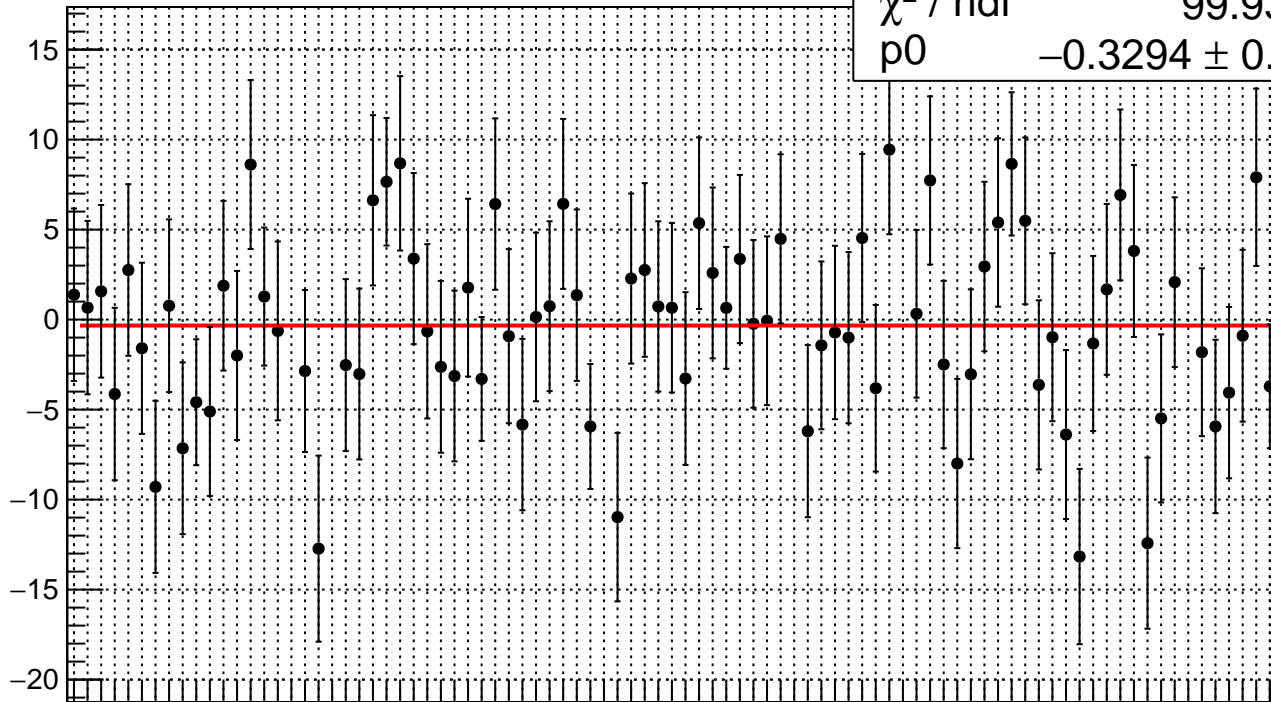
χ^2 / ndf

99.93 / 82

p0

-0.3294 ± 0.5024

reg_asym_atr1_mean/ppm



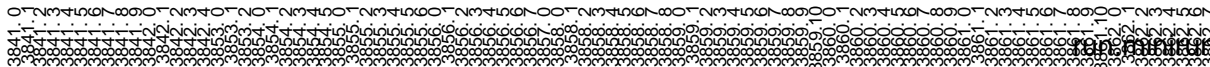
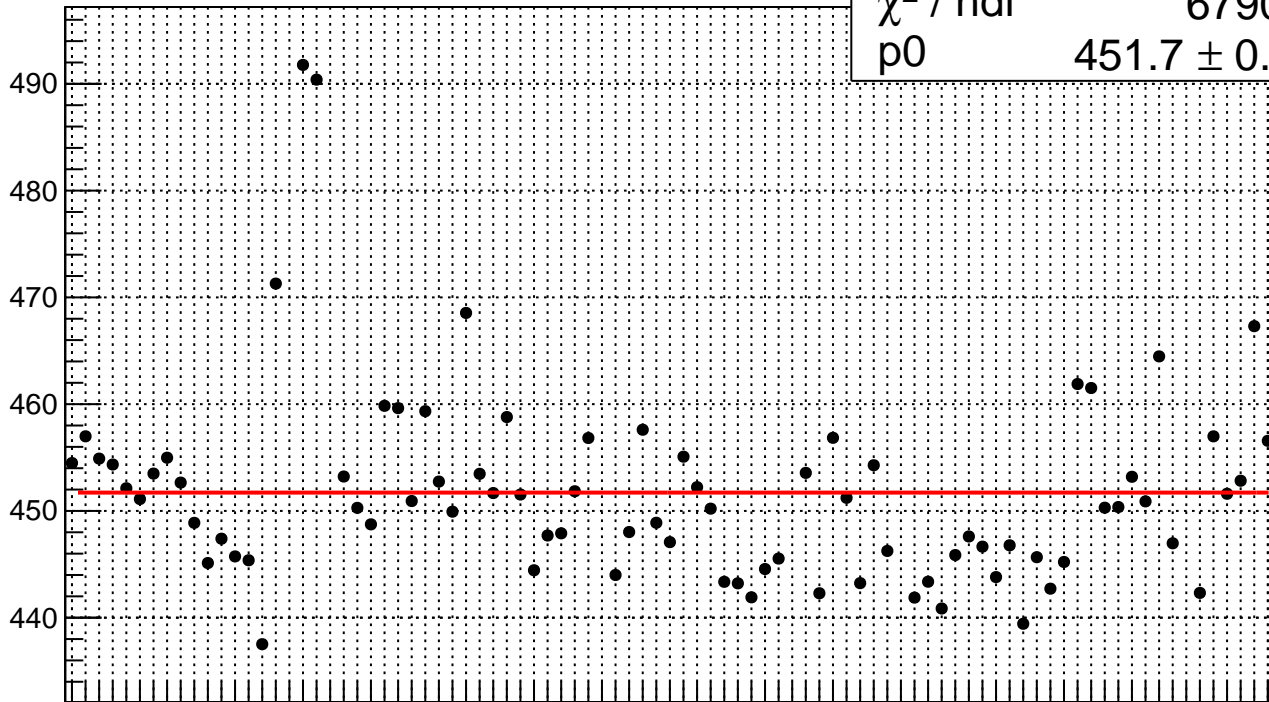
0 1 2 3 4 5 6 7 8 9 10 11 12 13 14 15 16 17 18 19 20 21 22 23 24 25 26 27 28 29 30 31 32 33 34 35 36 37 38 39 40 41 42 43 44 45 46 47 48 49 50 51 52 53 54 55 56 57 58 59 60 61 62 63 64 65 66 67 68 69 70 71 72 73 74 75 76 77 78 79 80 81 82

reg_asym_atr1_rms/ppm

χ^2 / ndf
p0

6790 / 82
 451.7 ± 0.9988

reg_asym_atr1_rms/ppm



reg_asym_atr2_mean/ppm

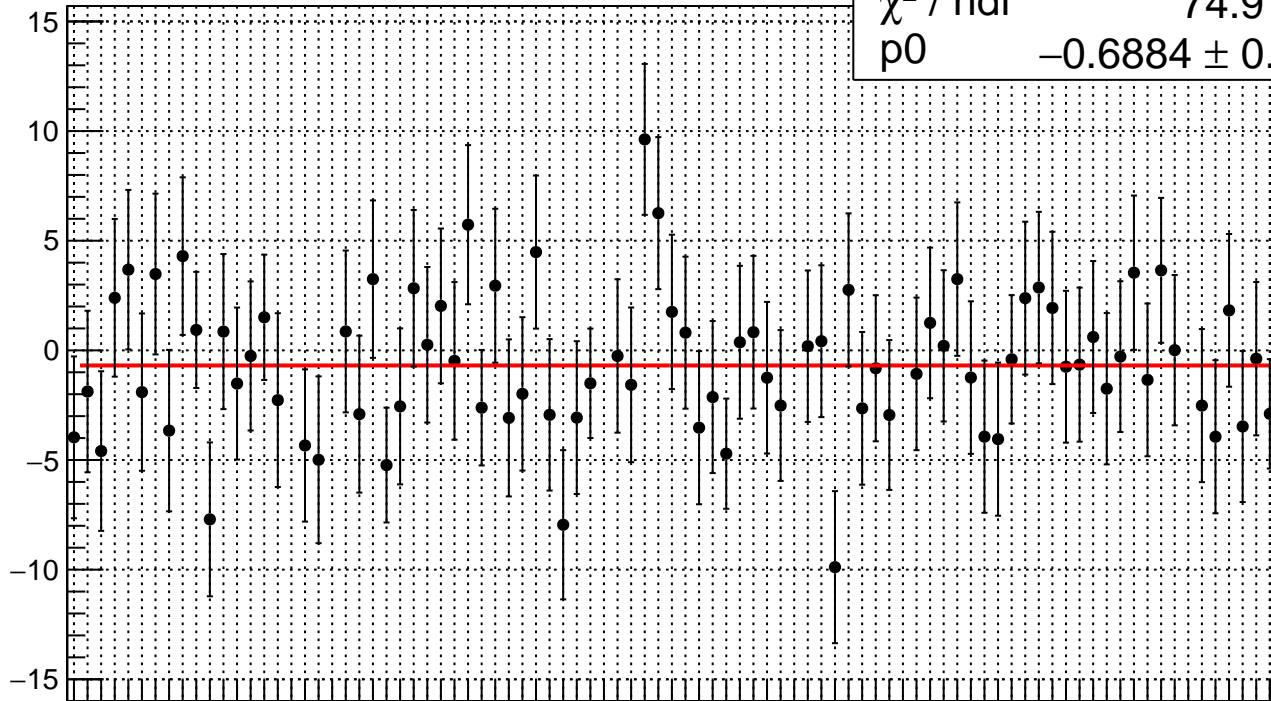
χ^2 / ndf

74.91 / 82

p0

-0.6884 ± 0.3718

reg_asym_atr2_mean/ppm

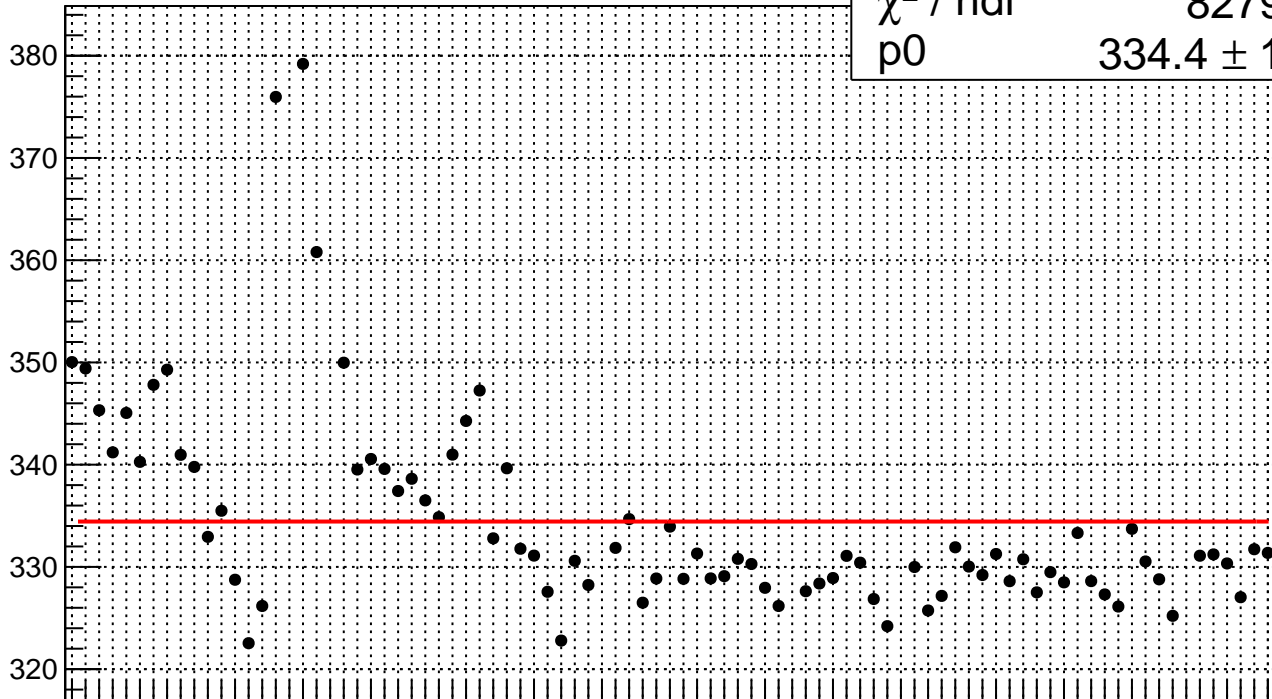


0 1 2 3 4 5 6 7 8 9 10 11 12 13 14 15 16 17 18 19 20 21 22 23 24 25 26 27 28 29 30 31 32 33 34 35 36 37 38 39 40 41 42 43 44 45 46 47 48 49 50 51 52 53 54 55 56 57 58 59 60 61 62 63 64 65 66 67 68 69 70 71 72 73 74 75 76 77 78 79 80 81 82

reg_asym_atr2_rms/ppm

χ^2 / ndf	8279 / 82
p0	334.4 ± 1.103

reg_asym_atr2_rms/ppm

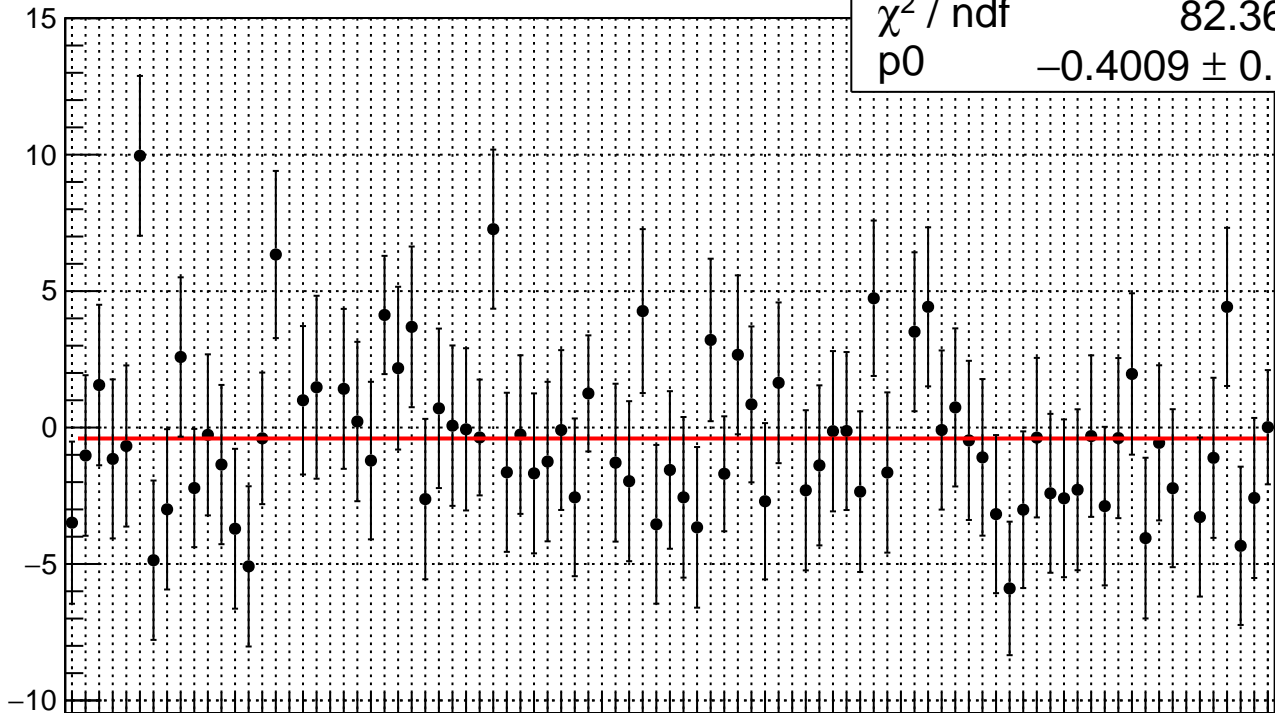


0 1 2 3 4 5 6 7 8 9 10 11 12 13 14 15 16 17 18 19 20 21 22 23 24 25 26 27 28 29 30 31 32 33 34 35 36 37 38 39 40 41 42 43 44 45 46 47 48 49 50 51 52 53 54 55 56 57 58 59 60 61 62 63 64 65 66 67 68 69 70 71 72 73 74 75 76 77 78 79 80 81 82 83 84 85 86 87 88 89 90 91 92 93 94 95 96 97 98 99

reg_asym_atl_avg_mean/ppm

reg_asym_atl_avg_mean/ppm

χ^2 / ndf	82.36 / 82
p0	-0.4009 ± 0.3097

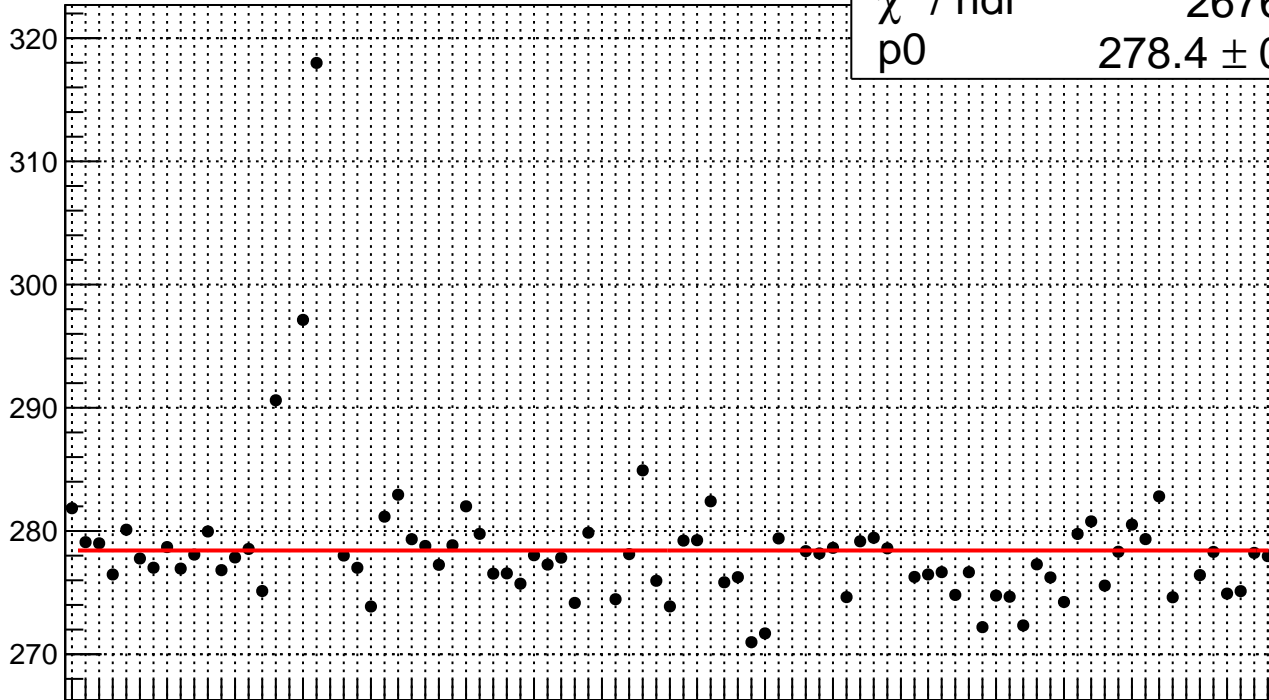


0 10 20 30 40 50 60 70 80 90 100

reg_asym_atl_avg_rms/ppm

χ^2 / ndf	2676 / 82
p0	278.4 ± 0.627

reg_asym_atl_avg_rms/ppm



0123456789101112131415161718192021222324252627282930313233343536373839404142434445464748495051525354555657585960616263646566676869707172737475767778798081828384858687888990919293949596979899100

reg_asym_atl_dd_mean/ppm

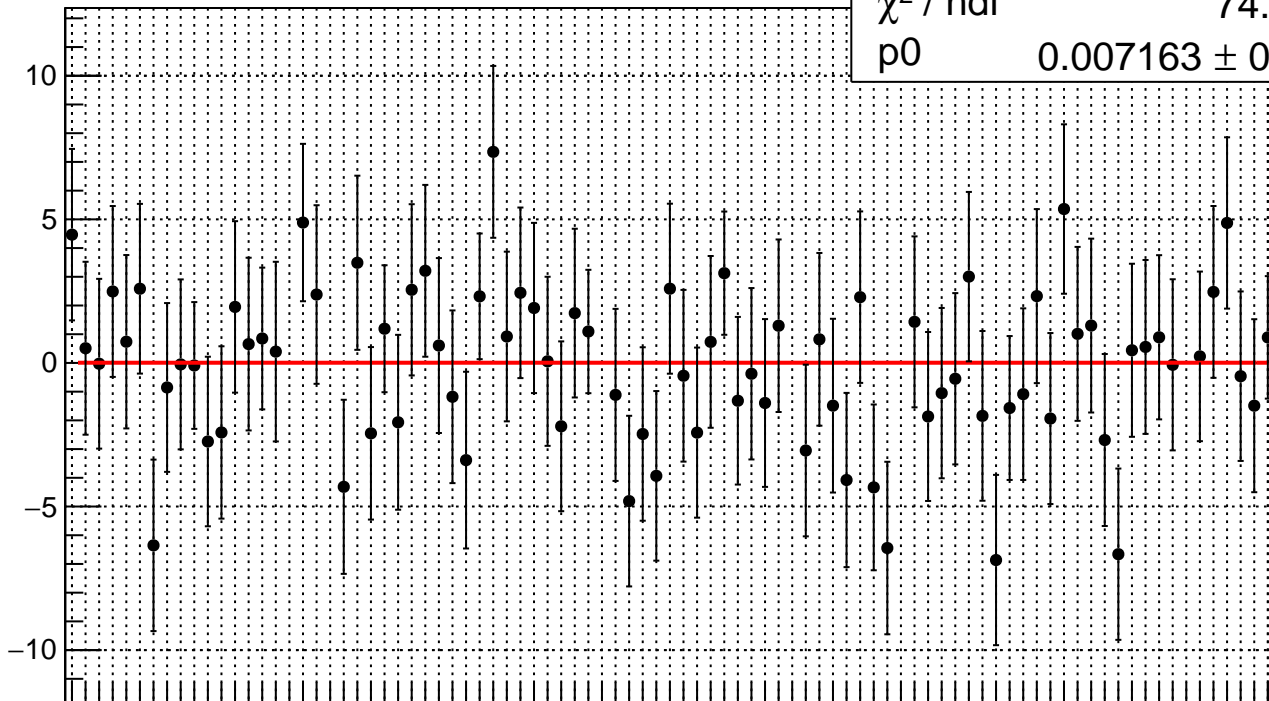
χ^2 / ndf

74.4 / 82

p0

0.007163 ± 0.3157

reg_asym_atl_dd_mean/ppm

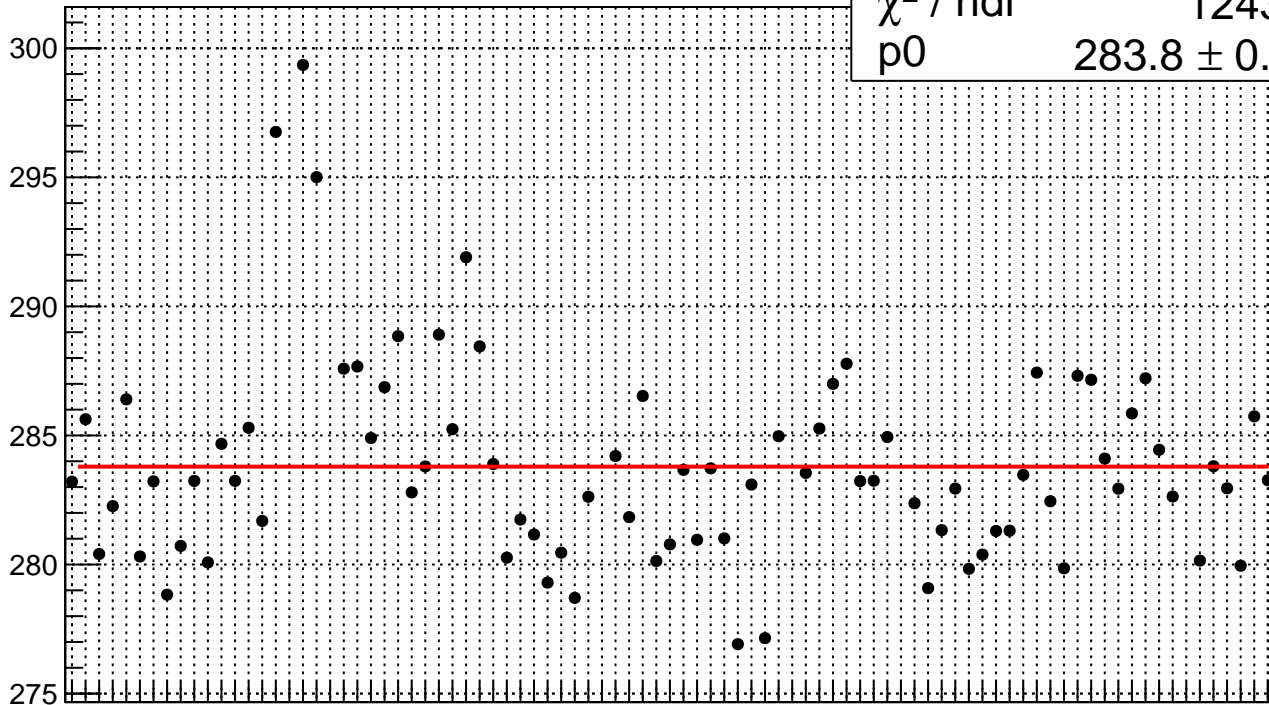


0 1 2 3 4 5 6 7 8 9 10 11 12 13 14 15 16 17 18 19 20 21 22 23 24 25 26 27 28 29 30 31 32 33 34 35 36 37 38 39 40 41 42 43 44 45 46 47 48 49 50 51 52 53 54 55 56 57 58 59 60 61 62 63 64 65 66 67 68 69 70 71 72 73 74 75 76 77 78 79 80 81 82 83 84 85 86 87 88 89 90 91 92 93 94 95 96 97 98 99

reg_asym_atl_dd_rms/ppm

χ^2 / ndf 1243 / 82
p0 283.8 ± 0.4274

reg_asym_atl_dd_rms/ppm

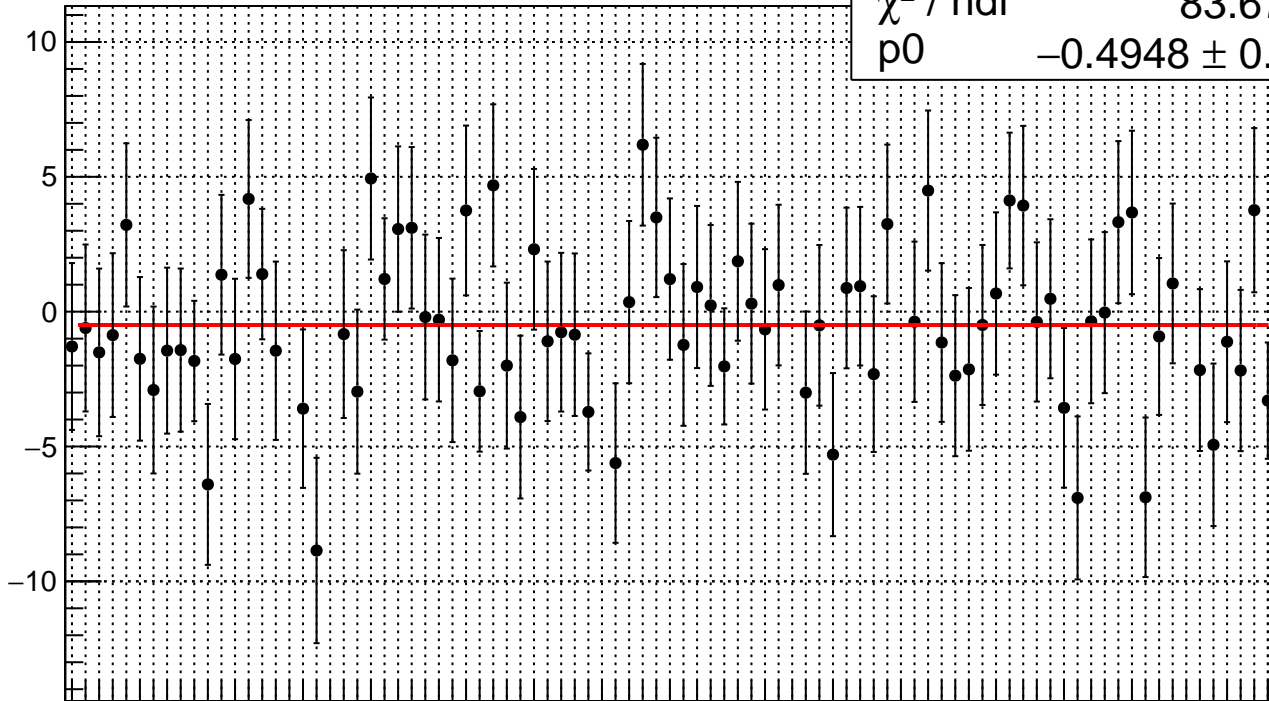


0 1 2 3 4 5 6 7 8 9 10 11 12 13 14 15 16 17 18 19 20 21 22 23 24 25 26 27 28 29 30 31 32 33 34 35 36 37 38 39 40 41 42 43 44 45 46 47 48 49 50 51 52 53 54 55 56 57 58 59 60 61 62 63 64 65 66 67 68 69 70 71 72 73 74 75 76 77 78 79 80 81 82 83 84 85 86 87 88 89 90 91 92 93 94 95 96 97 98 99 100 101 102 103 104 105 106 107 108 109 110 111 112 113 114 115 116 117 118 119 120 121 122 123 124 125 126 127 128 129 130 131 132 133 134 135 136 137 138 139 140 141 142 143 144 145 146 147 148 149 150 151 152 153 154 155 156 157 158 159 160 161 162 163 164 165 166 167 168 169 170 171 172 173 174 175 176 177 178 179 180 181 182 183 184 185 186 187 188 189 190 191 192 193 194 195 196 197 198 199 200 201 202 203 204 205 206 207 208 209 210 211 212 213 214 215 216 217 218 219 220 221 222 223 224 225 226 227 228 229 230 231 232 233 234 235 236 237 238 239 240 241 242 243 244 245 246 247 248 249 250 251 252 253 254 255 256 257 258 259 260 261 262 263 264 265 266 267 268 269 270 271 272 273 274 275 276 277 278 279 280 281 282 283 284 285 286 287 288 289 290 291 292 293 294 295 296 297 298 299 300

reg_asym_atr_avg_mean/ppm

reg_asym_atr_avg_mean/ppm

χ^2 / ndf 83.67 / 82
p0 -0.4948 ± 0.3184

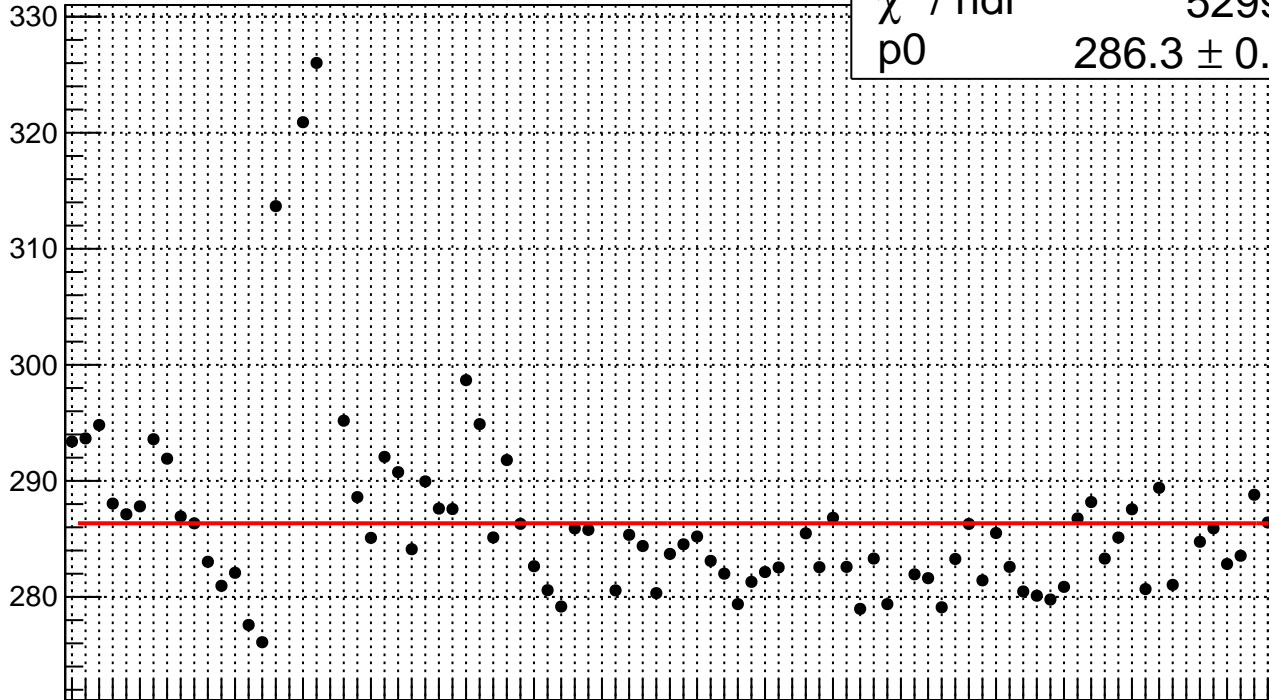


012345678910111213141516171819202122232425262728293031323334353637383940414243444546474849505152535455565758596061626364656667686970717273747576777879808182

reg_asym_atr_avg_rms/ppm

χ^2 / ndf 5299 / 82
p0 286.3 \pm 0.8824

reg_asym_atr_avg_rms/ppm

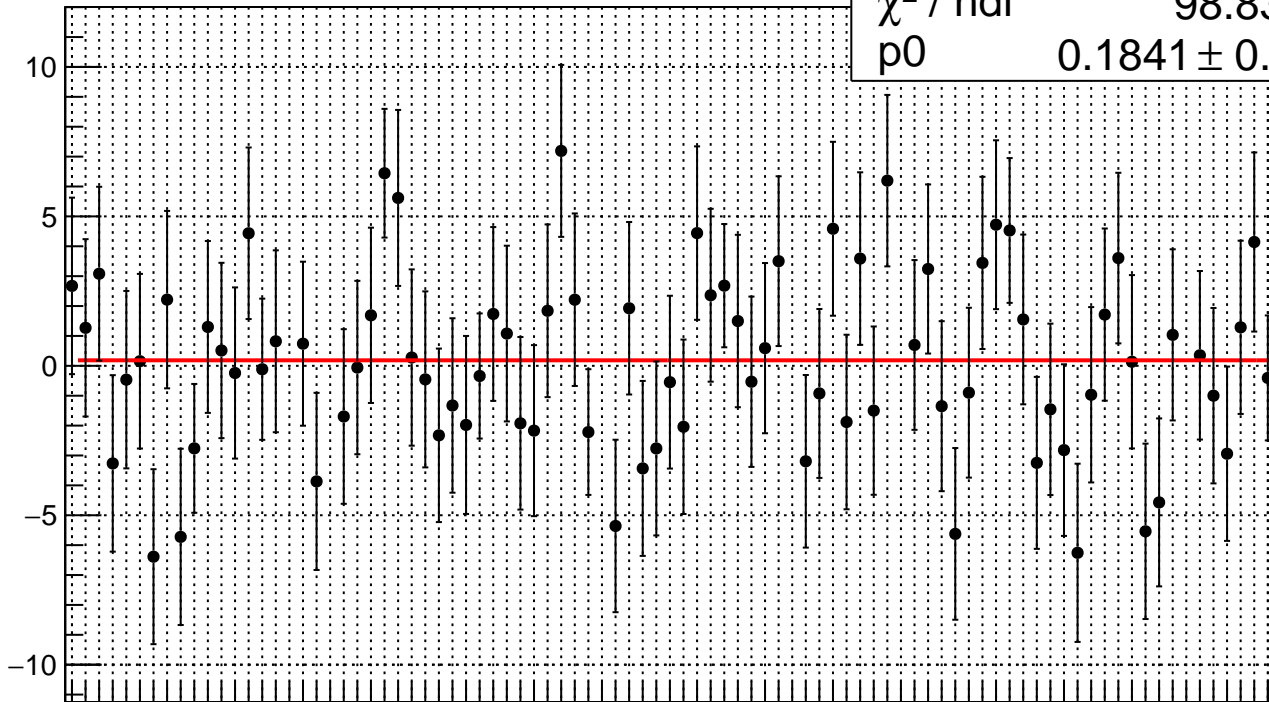


0 1 2 3 4 5 6 7 8 9 10 11 12 13 14 15 16 17 18 19 20 21 22 23 24 25 26 27 28 29 30 31 32 33 34 35 36 37 38 39 40 41 42 43 44 45 46 47 48 49 50 51 52 53 54 55 56 57 58 59 60 61 62 63 64 65 66 67 68 69 70 71 72 73 74 75 76 77 78 79 80 81 82 83 84 85 86 87 88 89 90 91 92 93 94 95 96 97 98 99

reg_asym_atr_dd_mean/ppm

χ^2 / ndf 98.83 / 82
p0 0.1841 ± 0.3066

reg_asym_atr_dd_mean/ppm



0 1 2 3 4 5 6 7 8 9 10 11 12 13 14 15 16 17 18 19 20 21 22 23 24 25 26 27 28 29 30 31 32 33 34 35 36 37 38 39 40 41 42 43 44 45 46 47 48 49 50 51 52 53 54 55 56 57 58 59 60 61 62 63 64 65 66 67 68 69 70 71 72 73 74 75 76 77 78 79 80 81 82 83 84 85 86 87 88 89 90 91 92 93 94 95 96 97 98 99 100

reg_asym_atr_dd_rms/ppm

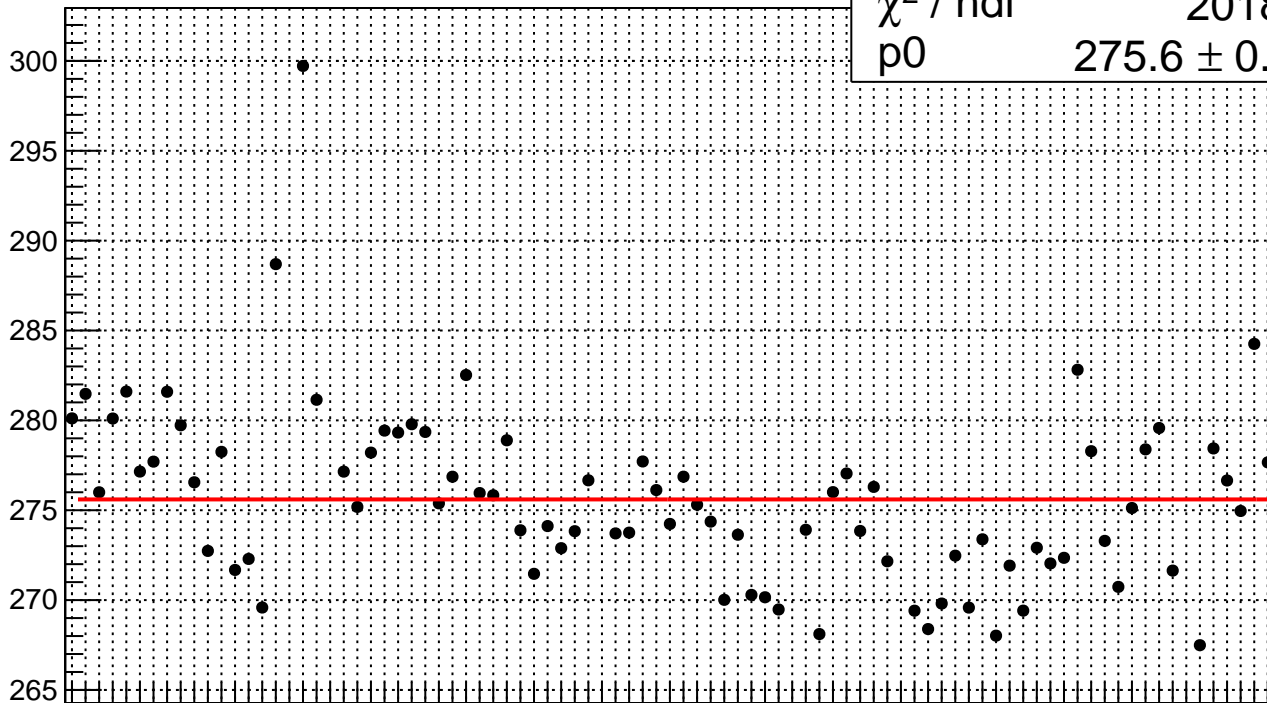
χ^2 / ndf

2018 / 82

p0

275.6 ± 0.5445

reg_asym_atr_dd_rms/ppm



0 1 2 3 4 5 6 7 8 9 10 11 12 13 14 15 16 17 18 19 20 21 22 23 24 25 26 27 28 29 30 31 32 33 34 35 36 37 38 39 40 41 42 43 44 45 46 47 48 49 50 51 52 53 54 55 56 57 58 59 60 61 62 63 64 65 66 67 68 69 70 71 72 73 74 75 76 77 78 79 80 81 82 83 84 85 86 87 88 89 90 91 92 93 94 95 96 97 98 99

reg_asym_at1_avg_mean/ppm

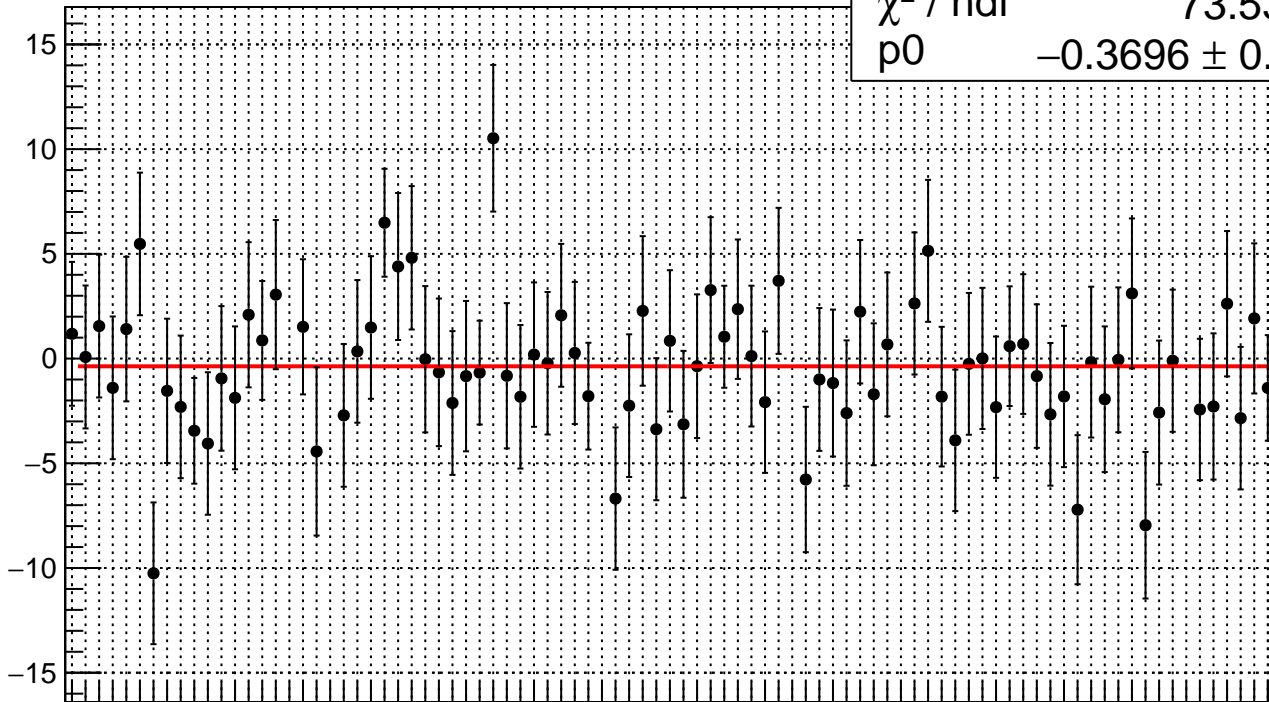
χ^2 / ndf

73.53 / 82

p0

-0.3696 ± 0.3643

reg_asym_at1_avg_mean/ppm



0 1 2 3 4 5 6 7 8 9 10 11 12 13 14 15 16 17 18 19 20 21 22 23 24 25 26 27 28 29 30 31 32 33 34 35 36 37 38 39 40 41 42 43 44 45 46 47 48 49 50 51 52 53 54 55 56 57 58 59 60 61 62 63 64 65 66 67 68 69 70 71 72 73 74 75 76 77 78 79 80 81 82

reg_asym_at1_avg_rms/ppm

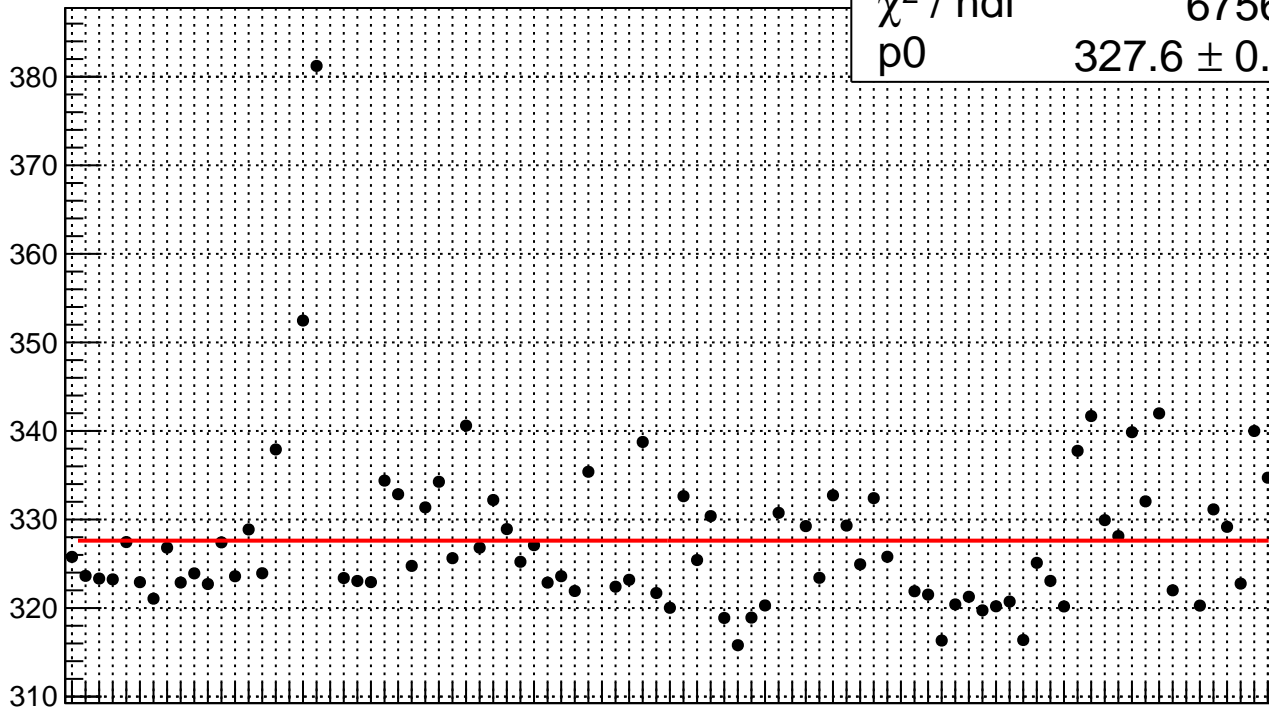
χ^2 / ndf

6756 / 82

p0

327.6 ± 0.9963

reg_asym_at1_avg_rms/ppm



0 1 2 3 4 5 6 7 8 9 10 11 12 13 14 15 16 17 18 19 20 21 22 23 24 25 26 27 28 29 30 31 32 33 34 35 36 37 38 39 40 41 42 43 44 45 46 47 48 49 50 51 52 53 54 55 56 57 58 59 60 61 62 63 64 65 66 67 68 69 70 71 72 73 74 75 76 77 78 79 80 81 82

reg_asym_at1_dd_mean/ppm

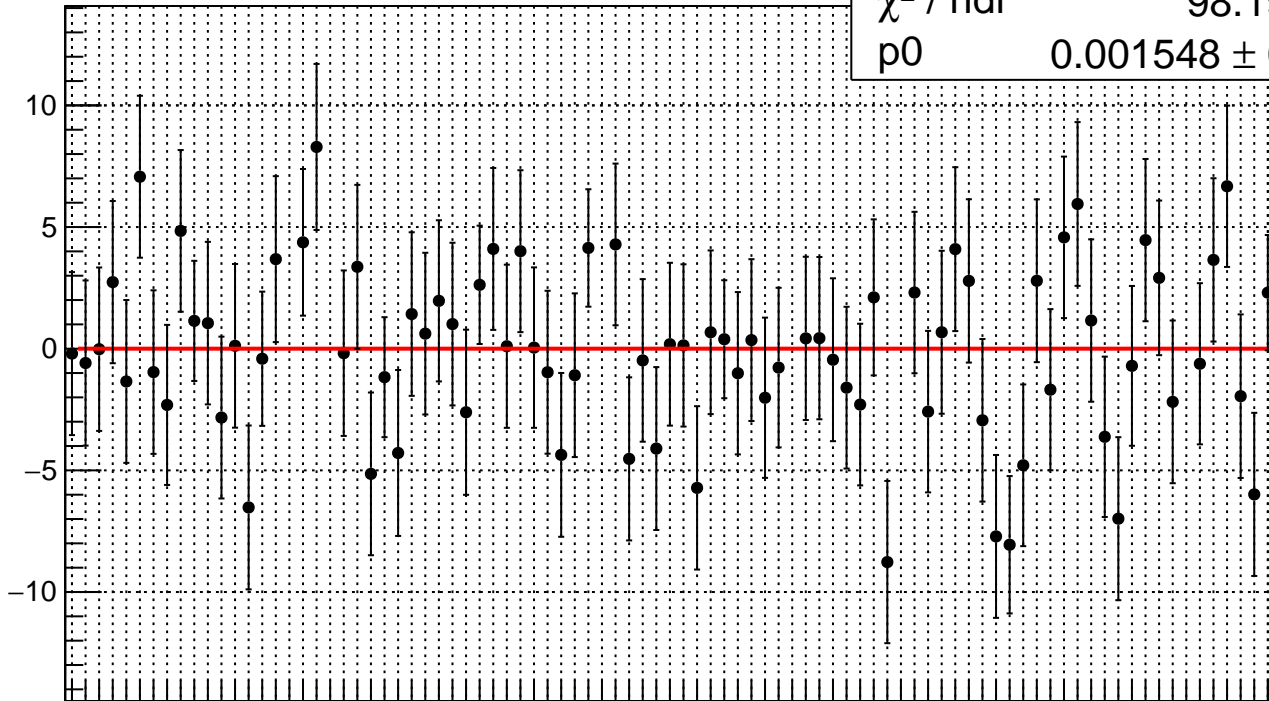
χ^2 / ndf

98.19 / 82

p0

0.001548 ± 0.353

reg_asym_at1_dd_mean/ppm

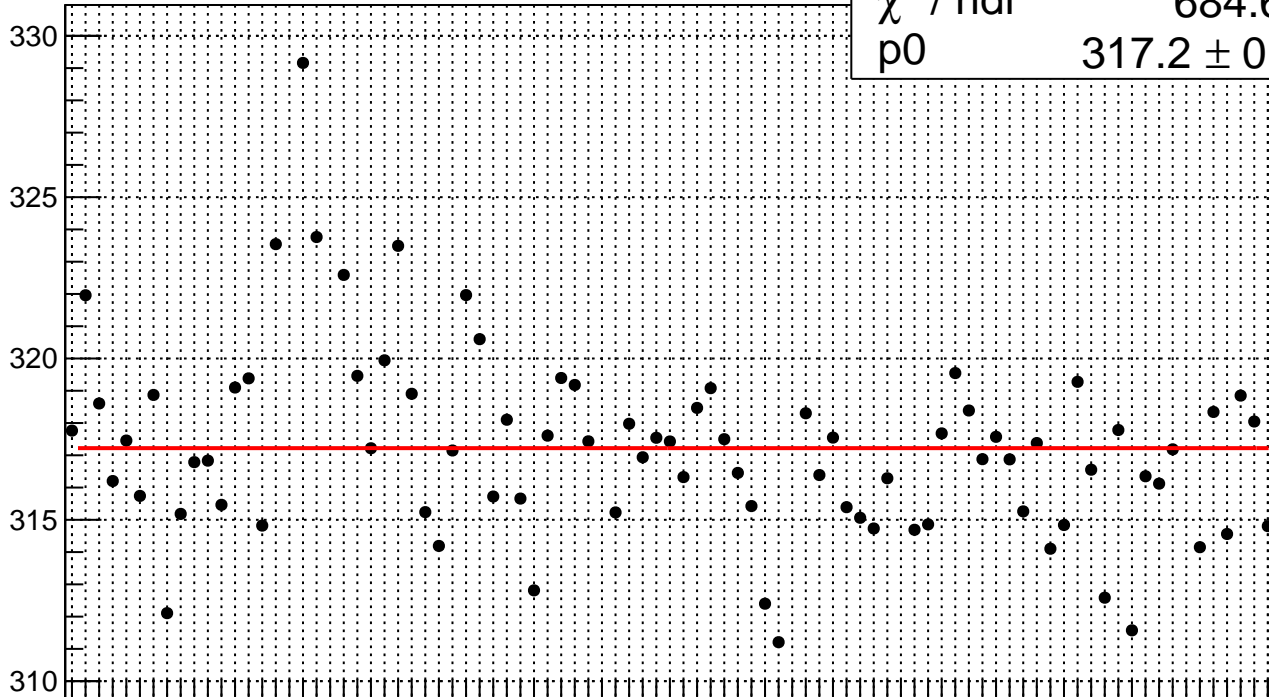


0 1 2 3 4 5 6 7 8 9 10 11 12 13 14 15 16 17 18 19 20 21 22 23 24 25 26 27 28 29 30 31 32 33 34 35 36 37 38 39 40 41 42 43 44 45 46 47 48 49 50 51 52 53 54 55 56 57 58 59 60 61 62 63 64 65 66 67 68 69 70 71 72 73 74 75 76 77 78 79 80 81 82 83 84 85 86 87 88 89 90 91 92 93 94 95 96 97 98 99 100

reg_asym_at1_dd_rms/ppm

χ^2 / ndf	684.6 / 82
p0	317.2 ± 0.3171

reg_asym_at1_dd_rms/ppm



0 1 2 3 4 5 6 7 8 9 10 11 12 13 14 15 16 17 18 19 20 21 22 23 24 25 26 27 28 29 30 31 32 33 34 35 36 37 38 39 40 41 42 43 44 45 46 47 48 49 50 51 52 53 54 55 56 57 58 59 60 61 62 63 64 65 66 67 68 69 70 71 72 73 74 75 76 77 78 79 80 81 82 83 84 85 86 87 88 89 90 91 92 93 94 95 96 97 98 99

reg_asym_at2_avg_mean/ppm

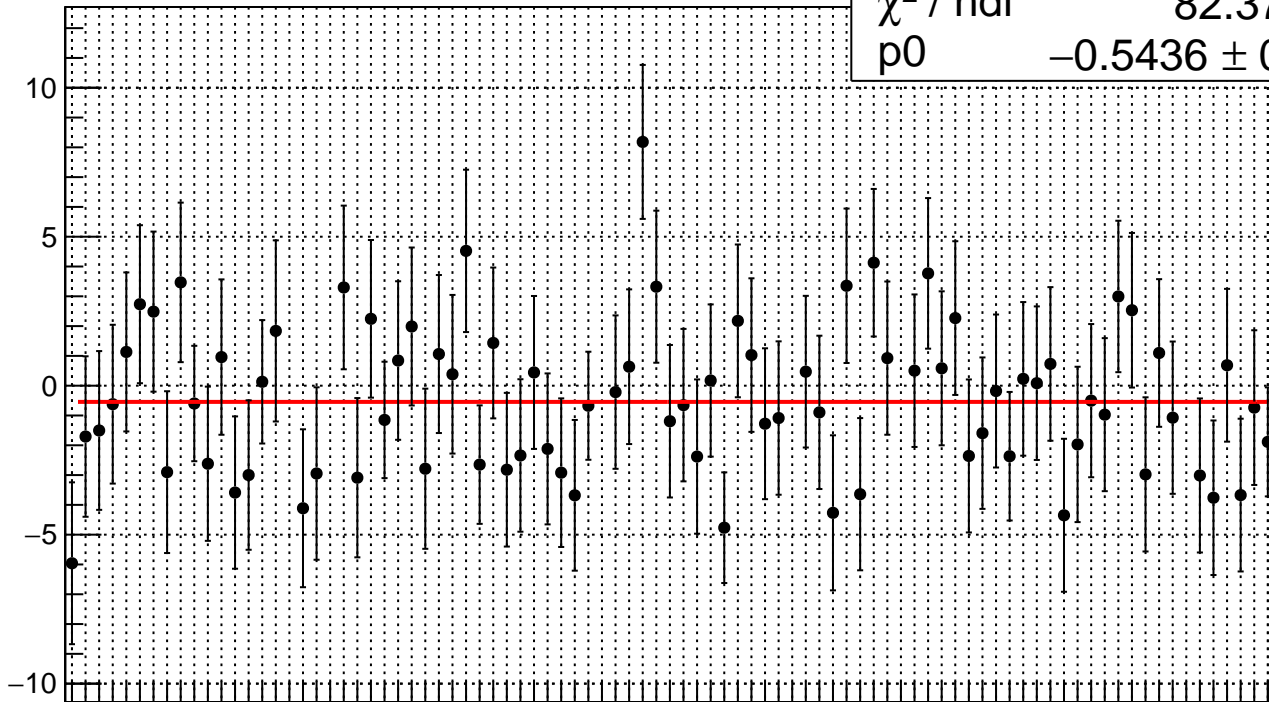
χ^2 / ndf

82.37 / 82

p0

-0.5436 ± 0.275

reg_asym_at2_avg_mean/ppm



0 1 2 3 4 5 6 7 8 9 10 11 12 13 14 15 16 17 18 19 20 21 22 23 24 25 26 27 28 29 30 31 32 33 34 35 36 37 38 39 40 41 42 43 44 45 46 47 48 49 50 51 52 53 54 55 56 57 58 59 60 61 62 63 64 65 66 67 68 69 70 71 72 73 74 75 76 77 78 79 80 81 82

reg_asym_at2_avg_rms/ppm

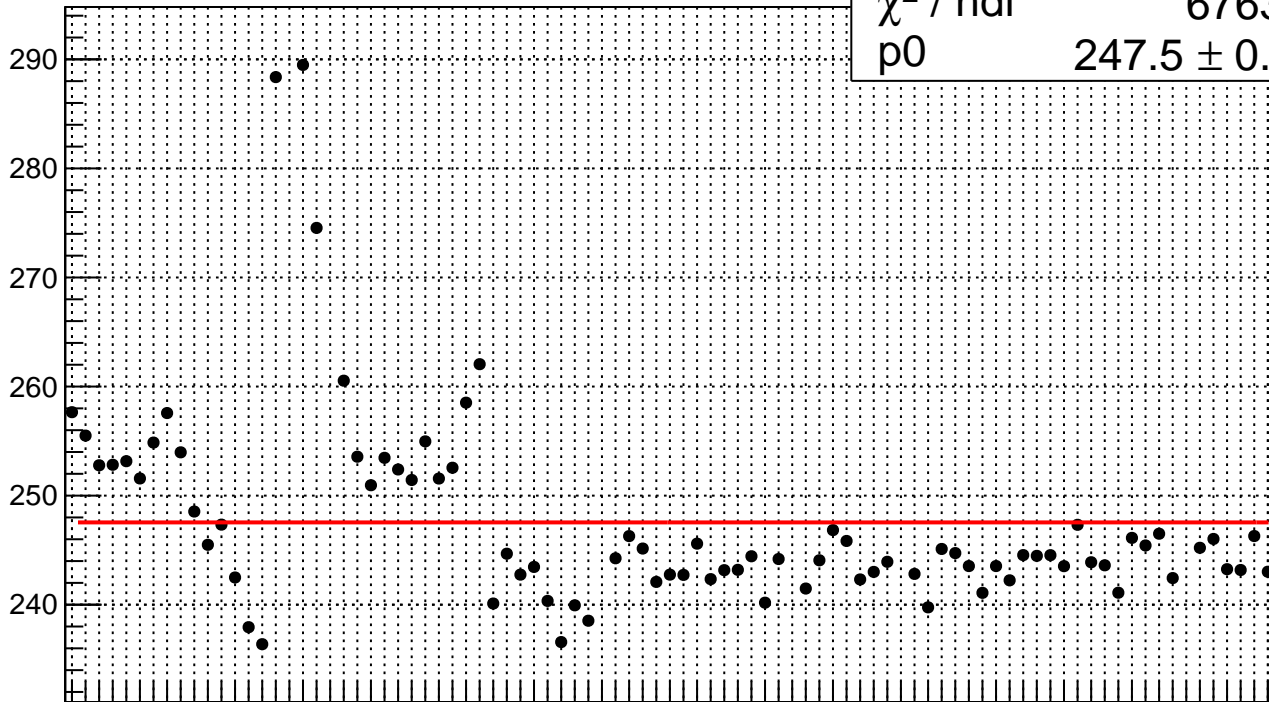
χ^2 / ndf

6763 / 82

p0

247.5 ± 0.9969

reg_asym_at2_avg_rms/ppm

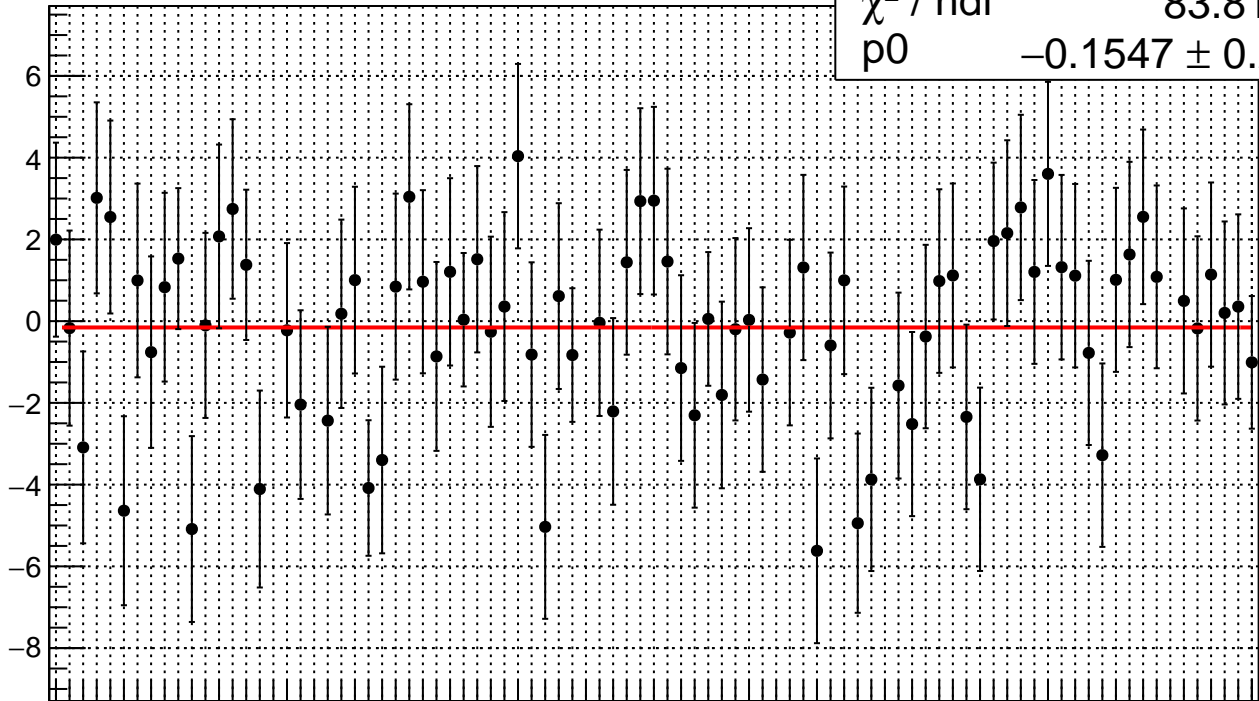


01 02 03 04 05 06 07 08 09 10 11 12 13 14 15 16 17 18 19 20 21 22 23 24 25 26 27 28 29 30 31 32 33 34 35 36 37 38 39 40 41 42 43 44 45 46 47 48 49 50 51 52 53 54 55 56 57 58 59 60 61 62 63 64 65 66 67 68 69 70 71 72 73 74 75 76 77 78 79 80 81 82 83 84 85 86 87 88 89 90 91 92 93 94 95 96 97 98 99 100

reg_asym_at2_dd_mean/ppm

reg_asym_at2_dd_mean/ppm

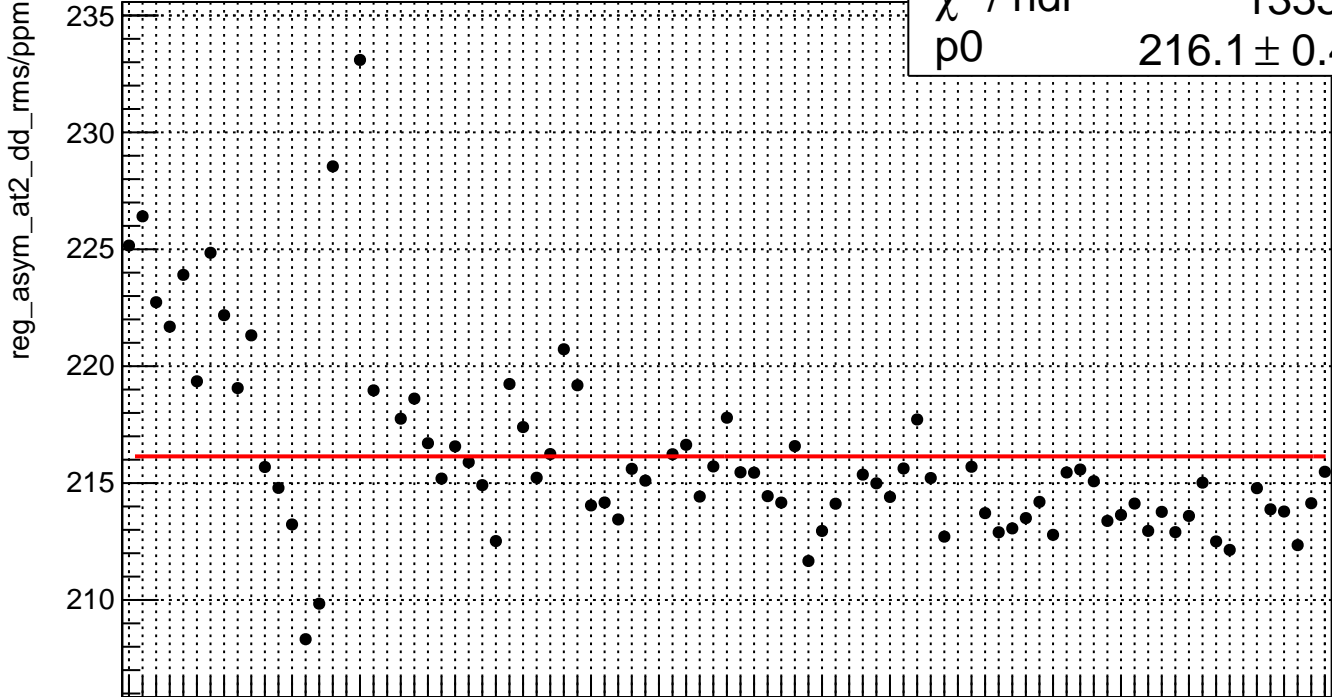
χ^2 / ndf 83.81 / 82
p0 -0.1547 ± 0.2404



0 1 2 3 4 5 6 7 8 9 10 11 12 13 14 15 16 17 18 19 20 21 22 23 24 25 26 27 28 29 30 31 32 33 34 35 36 37 38 39 40 41 42 43 44 45 46 47 48 49 50 51 52 53 54 55 56 57 58 59 60 61 62 63 64 65 66 67 68 69 70 71 72 73 74 75 76 77 78 79 80 81 82 83 84 85 86 87 88 89 90 91 92 93 94 95 96 97 98 99

reg_asym_at2_dd_rms/ppm

χ^2 / ndf	1355 / 82
p0	216.1 ± 0.4462



0 10 20 30 40 50 60 70 80 90 100

reg_asym_atl1r2_avg_mean/ppm

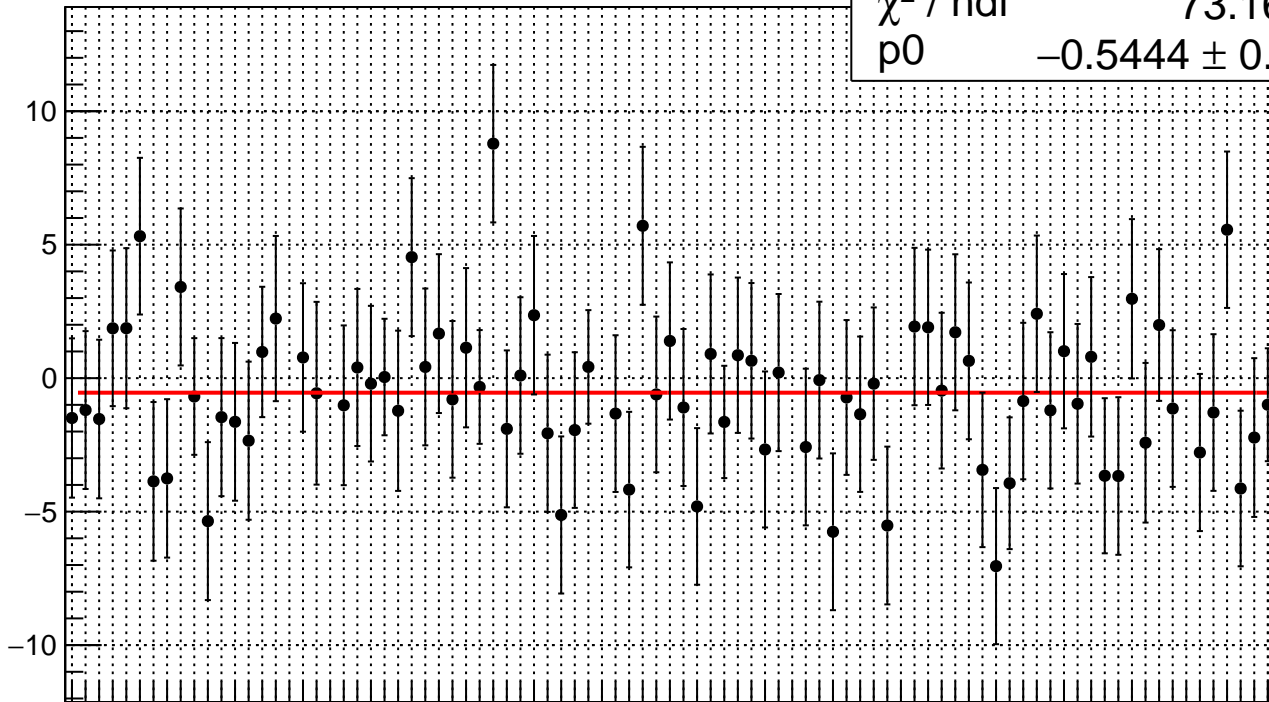
χ^2 / ndf

73.16 / 82

p0

-0.5444 ± 0.3118

reg_asym_atl1r2_avg_mean/ppm

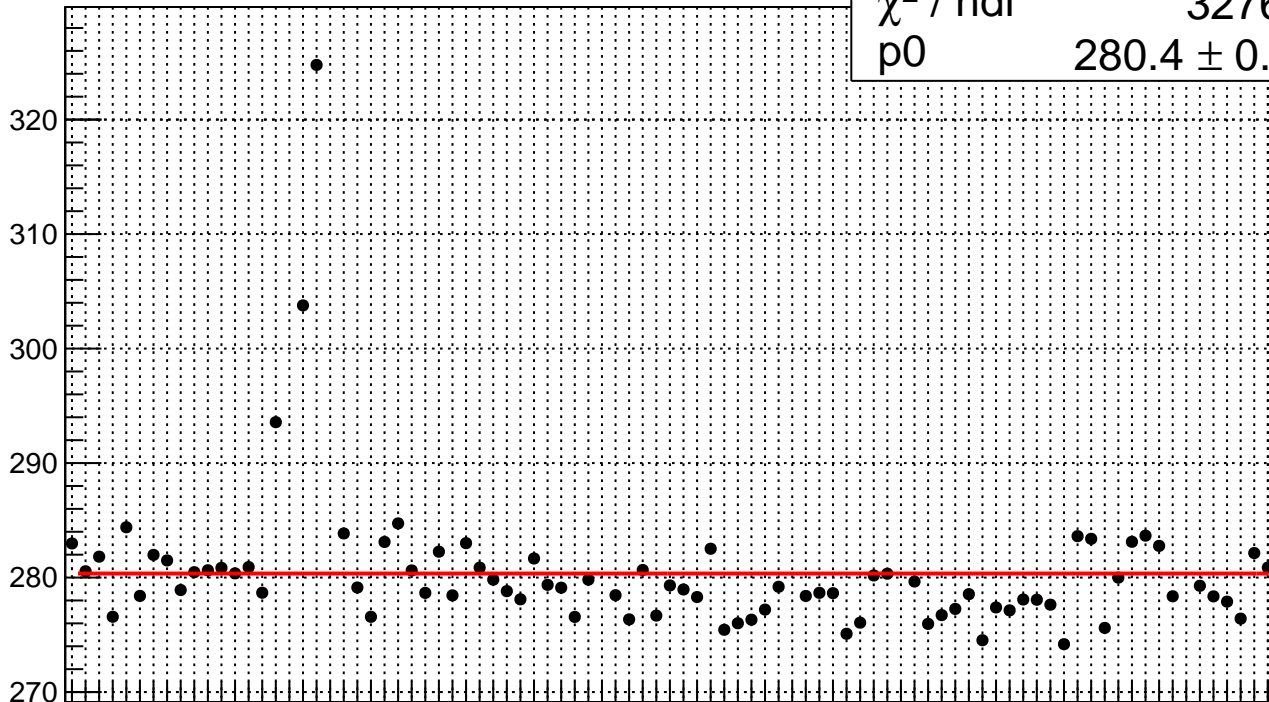


0 1 2 3 4 5 6 7 8 9 10 11 12 13 14 15 16 17 18 19 20 21 22 23 24 25 26 27 28 29 30 31 32 33 34 35 36 37 38 39 40 41 42 43 44 45 46 47 48 49 50 51 52 53 54 55 56 57 58 59 60 61 62 63 64 65 66 67 68 69 70 71 72 73 74 75 76 77 78 79 80 81 82 83 84 85 86 87 88 89 90 91 92 93 94 95 96 97 98 99

reg_asym_atl1r2_avg_rms/ppm

reg_asym_atl1r2_avg_rms/ppm

χ^2 / ndf	3276 / 82
p0	280.4 ± 0.6937



0 1 2 3 4 5 6 7 8 9 10 11 12 13 14 15 16 17 18 19 20 21 22 23 24 25 26 27 28 29 30 31 32 33 34 35 36 37 38 39 40 41 42 43 44 45 46 47 48 49 50 51 52 53 54 55 56 57 58 59 60 61 62 63 64 65 66 67 68 69 70 71 72 73 74 75 76 77 78 79 80 81 82 83 84 85 86 87 88 89 90 91 92 93 94 95 96 97 98 99

reg_asym_atl1r2_dd_mean/ppm

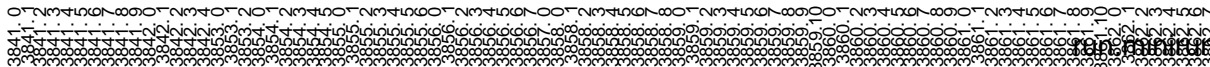
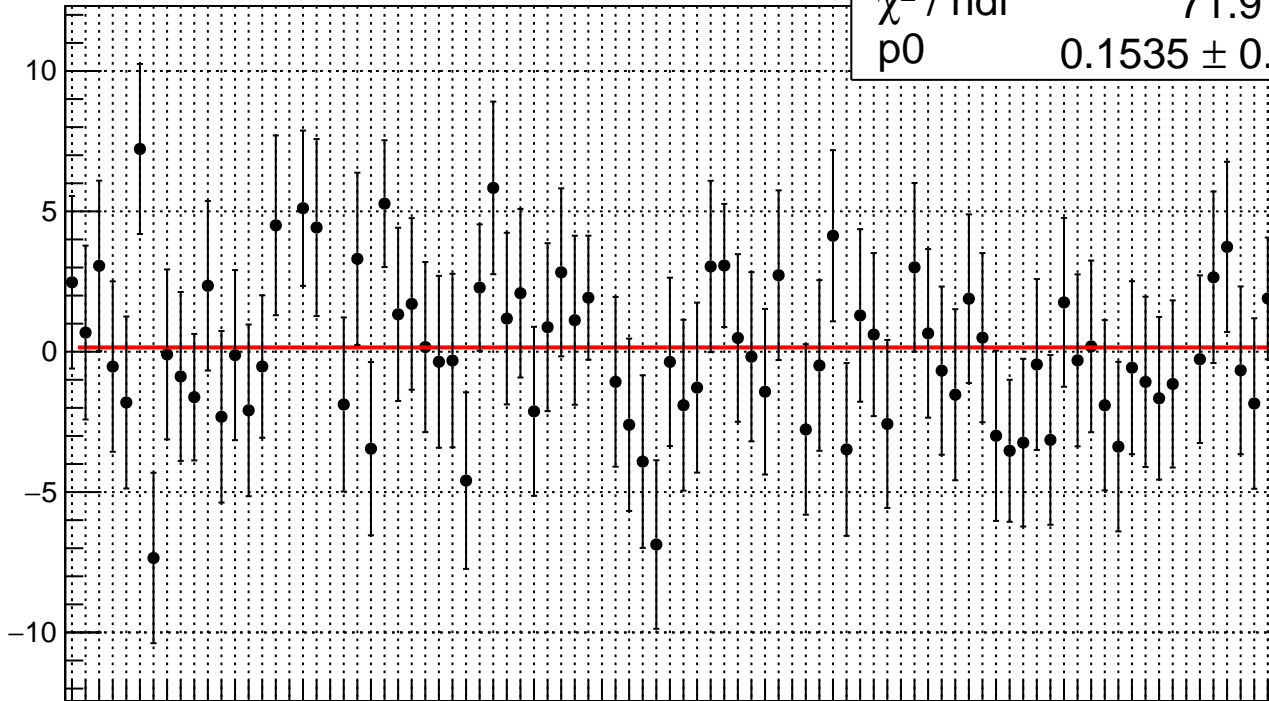
χ^2 / ndf

71.91 / 82

p0

0.1535 ± 0.3212

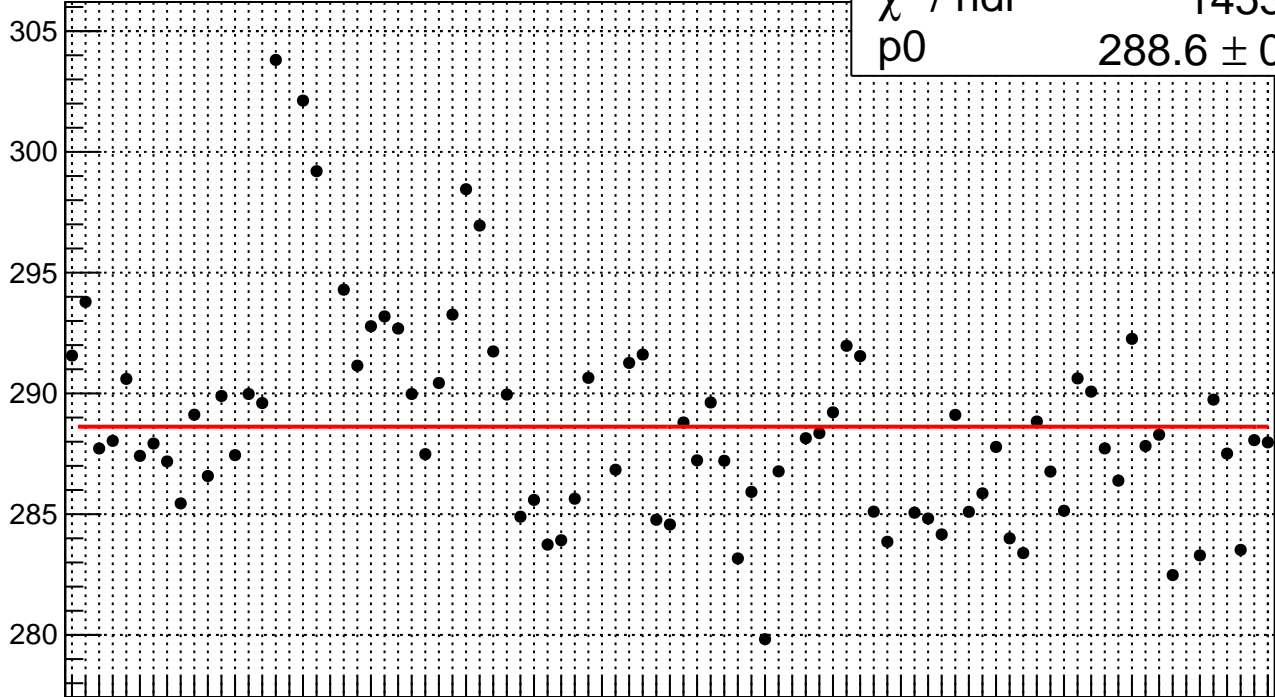
reg_asym_atl1r2_dd_mean/ppm



reg_asym_atl1r2_dd_rms/ppm

reg_asym_atl1r2_dd_rms/ppm

χ^2 / ndf	1453 / 82
p0	288.6 ± 0.462



01 02 03 04 05 06 07 08 09 10 11 12 13 14 15 16 17 18 19 20 21 22 23 24 25 26 27 28 29 30 31 32 33 34 35 36 37 38 39 40 41 42 43 44 45 46 47 48 49 50 51 52 53 54 55 56 57 58 59 60 61 62 63 64 65 66 67 68 69 70 71 72 73 74 75 76 77 78 79 80 81 82 83 84 85 86 87 88 89 90 91 92 93 94 95 96 97 98 99 100

reg_asym_atr1l2_avg_mean/ppm

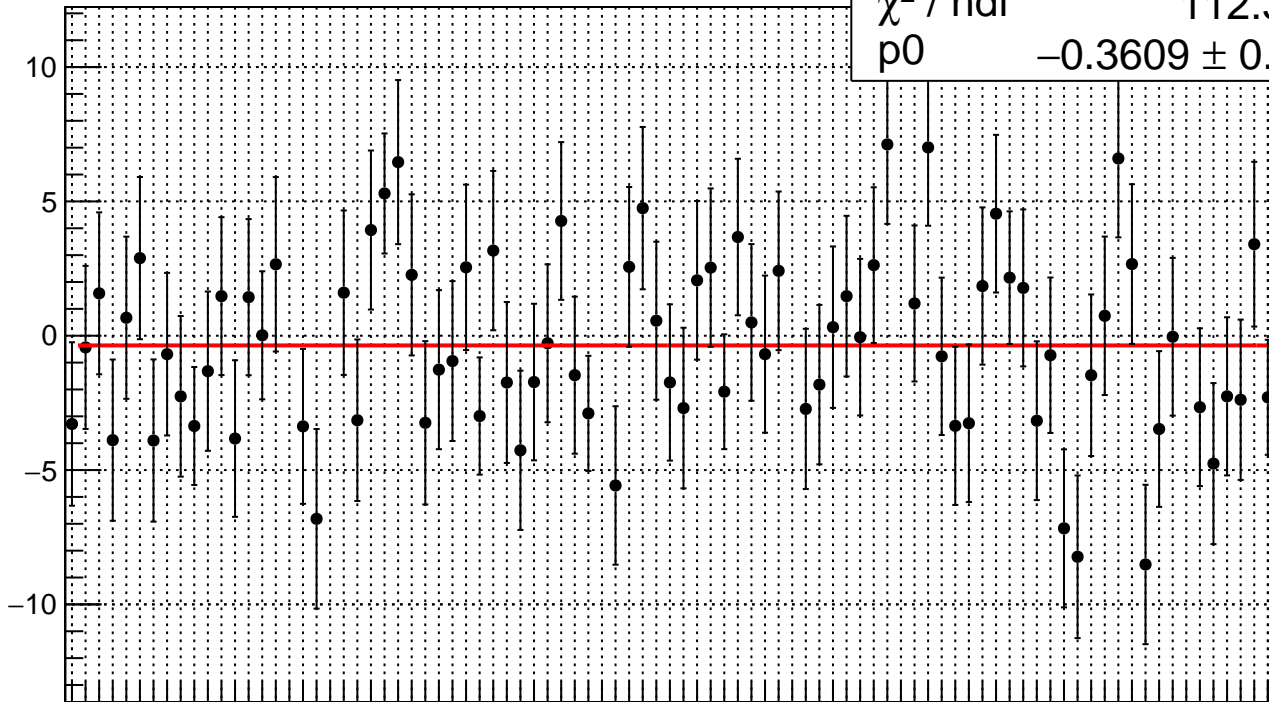
χ^2 / ndf

112.3 / 82

p0

-0.3609 ± 0.3146

reg_asym_atr1l2_avg_mean/ppm

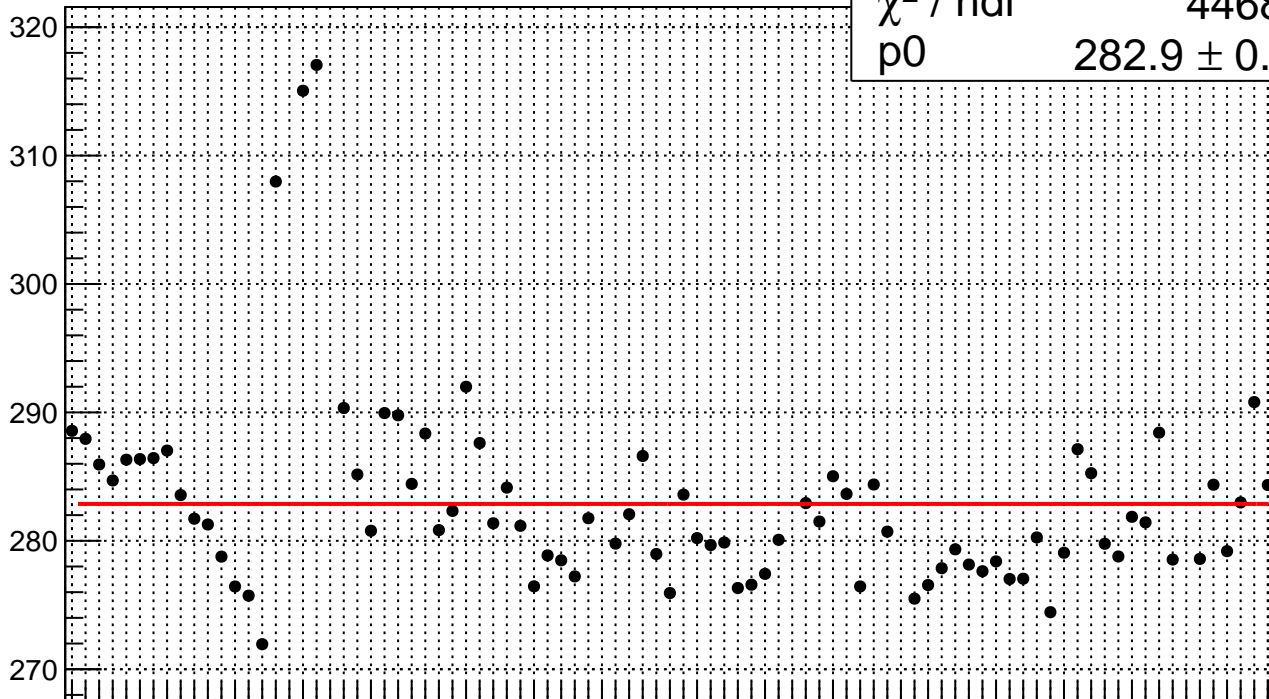


012345678910111213141516171819202122232425262728293031323334353637383940414243444546474849505152535455565758596061626364656667686970717273747576777879808182

reg_asym_atr1l2_avg_rms/ppm

χ^2 / ndf	4468 / 82
p0	282.9 ± 0.8102

reg_asym_atr1l2_avg_rms/ppm



01 02 03 04 05 06 07 08 09 10 11 12 13 14 15 16 17 18 19 20 21 22 23 24 25 26 27 28 29 30 31 32 33 34 35 36 37 38 39 40 41 42 43 44 45 46 47 48 49 50 51 52 53 54 55 56 57 58 59 60 61 62 63 64 65 66 67 68 69 70 71 72 73 74 75 76 77 78 79 80 81 82 83 84 85 86 87 88 89 90 91 92 93 94 95 96 97 98 99 100

reg_asym_atr1l2_dd_mean/ppm

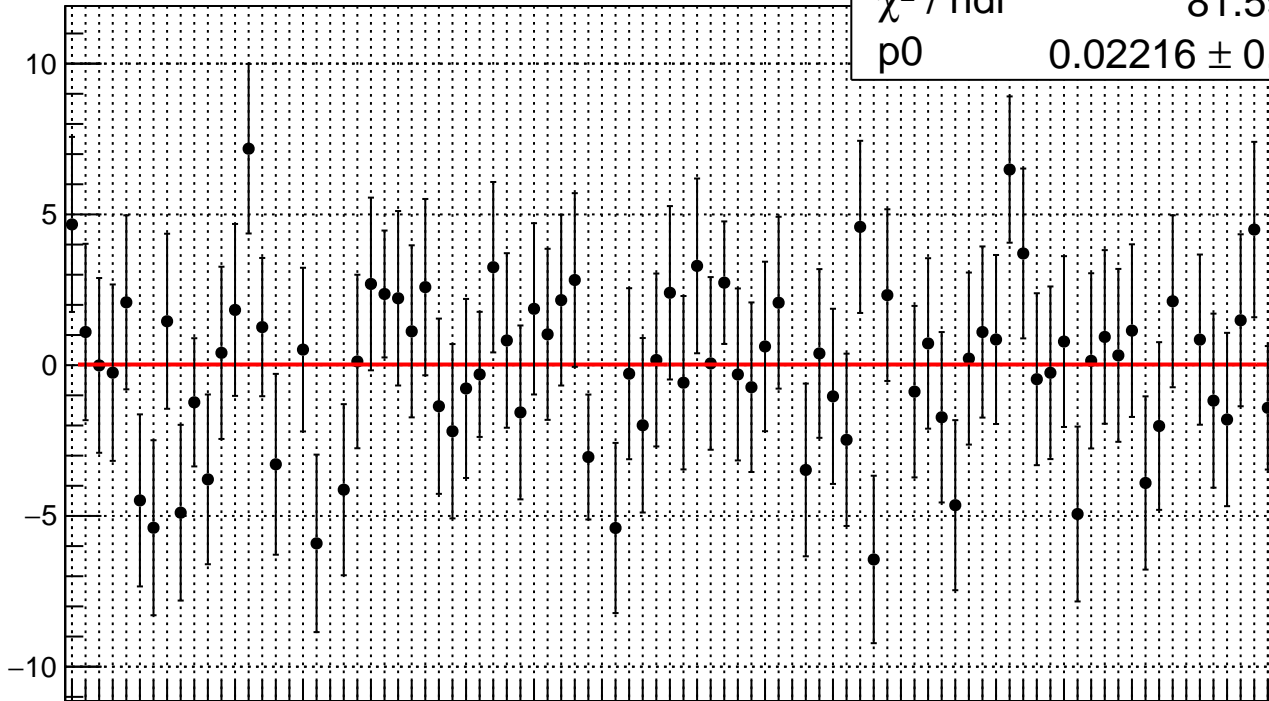
χ^2 / ndf

81.59 / 82

p0

0.02216 ± 0.3027

reg_asym_atr1l2_dd_mean/ppm



0 1 2 3 4 5 6 7 8 9 10 11 12 13 14 15 16 17 18 19 20 21 22 23 24 25 26 27 28 29 30 31 32 33 34 35 36 37 38 39 40 41 42 43 44 45 46 47 48 49 50 51 52 53 54 55 56 57 58 59 60 61 62 63 64 65 66 67 68 69 70 71 72 73 74 75 76 77 78 79 80 81 82

reg_asym_atr1l2_dd_rms/ppm

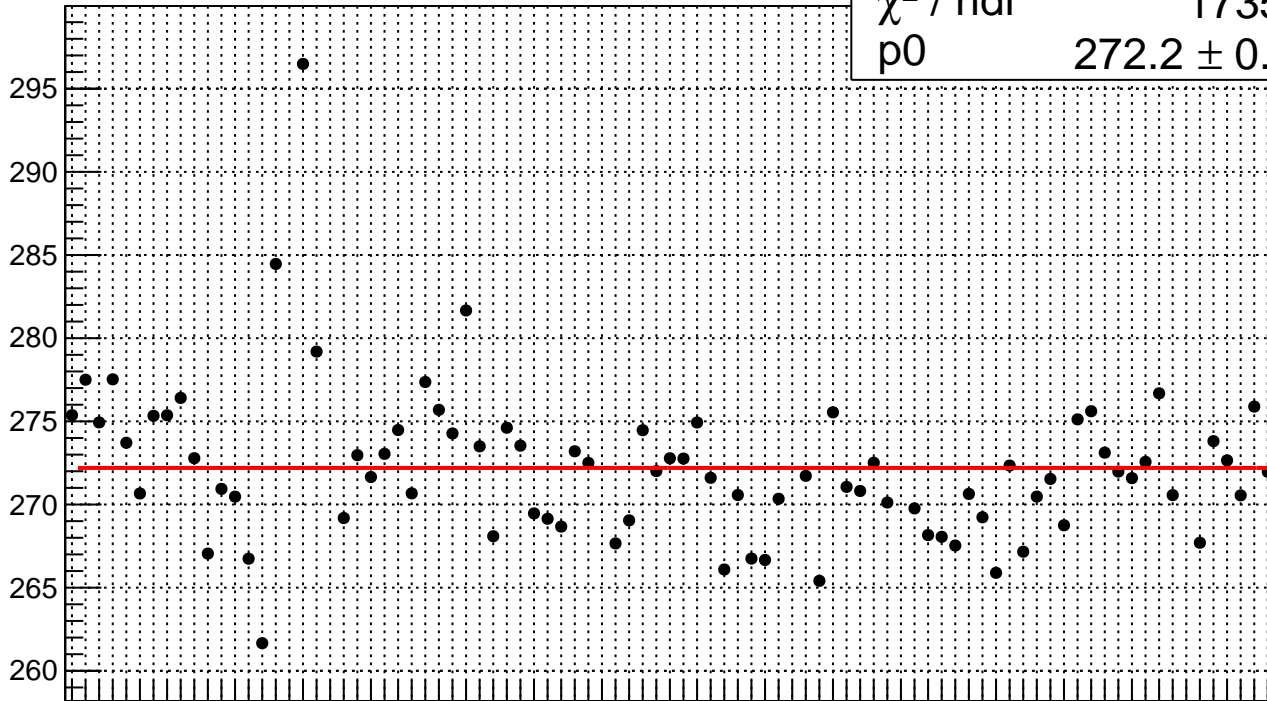
χ^2 / ndf

1735 / 82

p0

272.2 ± 0.5049

reg_asym_atr1l2_dd_rms/ppm

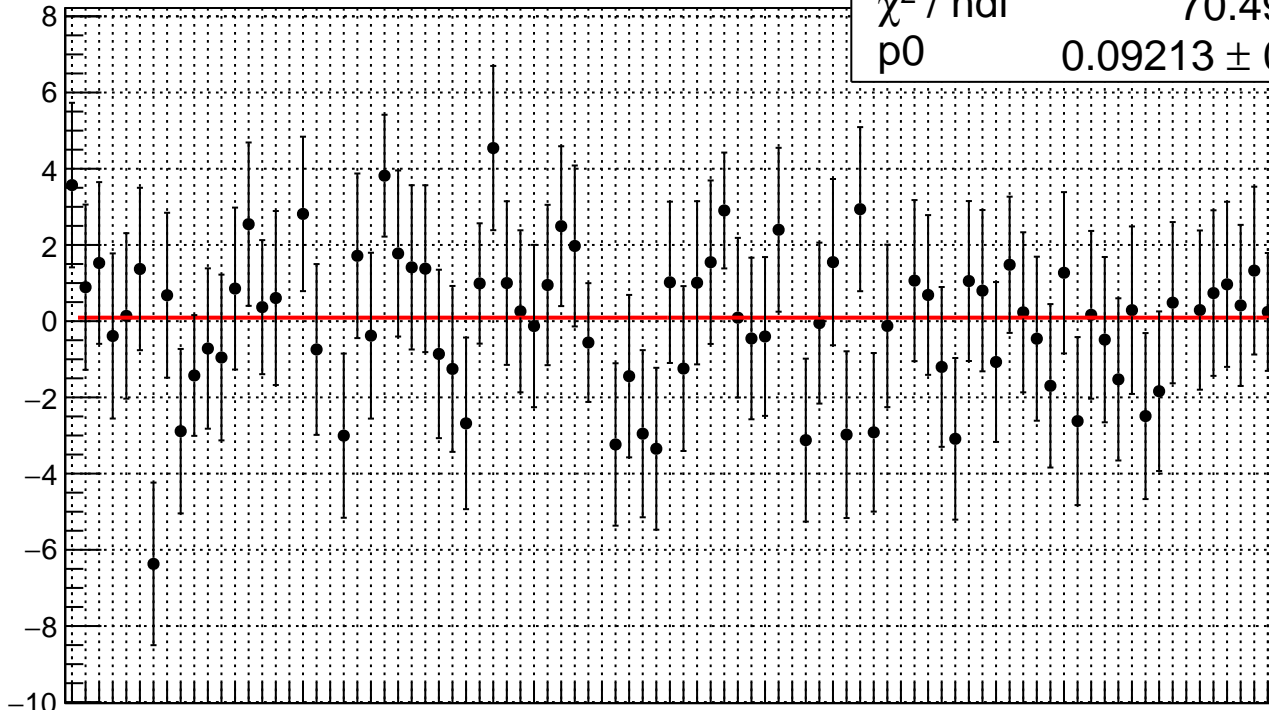


0 1 2 3 4 5 6 7 8 9 10 11 12 13 14 15 16 17 18 19 20 21 22 23 24 25 26 27 28 29 30 31 32 33 34 35 36 37 38 39 40 41 42 43 44 45 46 47 48 49 50 51 52 53 54 55 56 57 58 59 60 61 62 63 64 65 66 67 68 69 70 71 72 73 74 75 76 77 78 79 80 81 82 83 84 85 86 87 88 89 90 91 92 93 94 95 96 97 98 99

reg_asym_atl_dd_atr_dd_avg_mean/ppm

χ^2 / ndf 70.49 / 82
p0 0.09213 ± 0.227

reg_asym_atl_dd_atr_dd_avg_mean/ppm



0 1 2 3 4 5 6 7 8 9 10 11 12 13 14 15 16 17 18 19 20 21 22 23 24 25 26 27 28 29 30 31 32 33 34 35 36 37 38 39 40 41 42 43 44 45 46 47 48 49 50 51 52 53 54 55 56 57 58 59 60 61 62 63 64 65 66 67 68 69 70 71 72 73 74 75 76 77 78 79 80 81 82

reg_asym_atl_dd_atr_dd_avg_rms/ppm

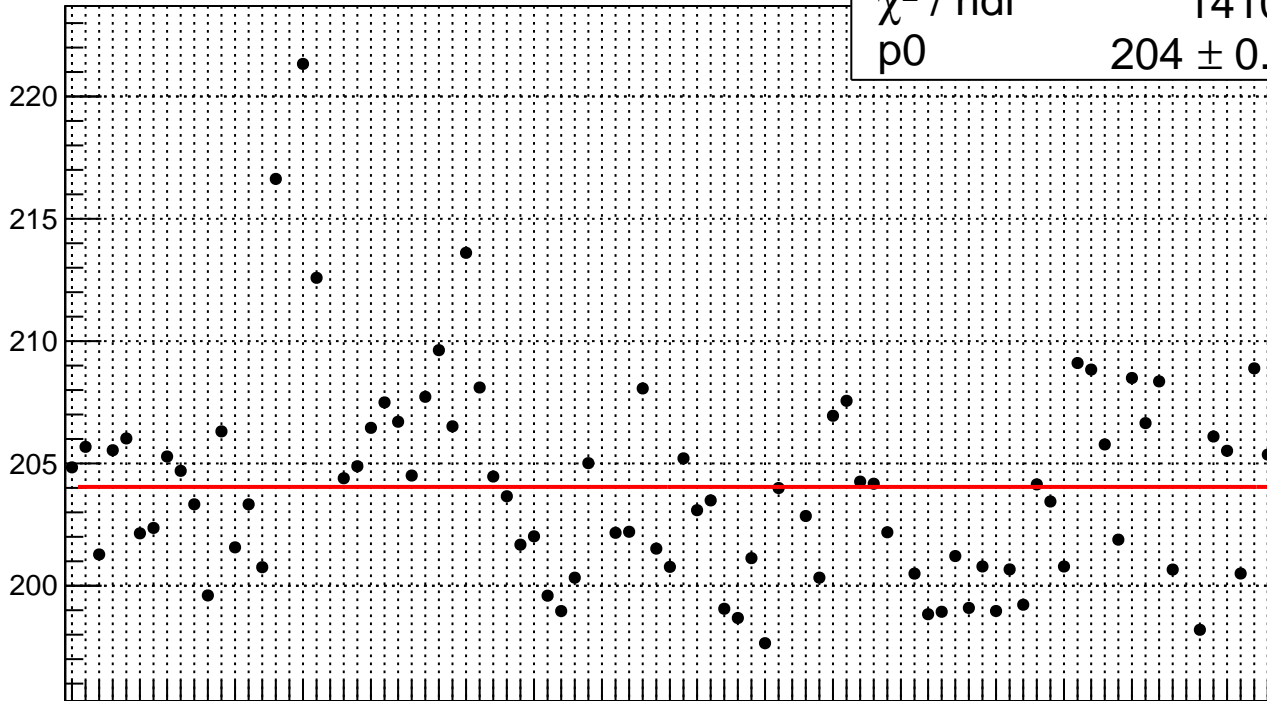
χ^2 / ndf

1410 / 82

p0

204 ± 0.4552

reg_asym_atl_dd_atr_dd_avg_rms/ppm



01 02 03 04 05 06 07 08 09 10 11 12 13 14 15 16 17 18 19 20 21 22 23 24 25 26 27 28 29 30 31 32 33 34 35 36 37 38 39 40 41 42 43 44 45 46 47 48 49 50 51 52 53 54 55 56 57 58 59 60 61 62 63 64 65 66 67 68 69 70 71 72 73 74 75 76 77 78 79 80 81 82 83 84 85 86 87 88 89 90 91 92 93 94 95 96 97 98 99 100

reg_asym_atl_dd_atr_dd_dd_mean/ppm

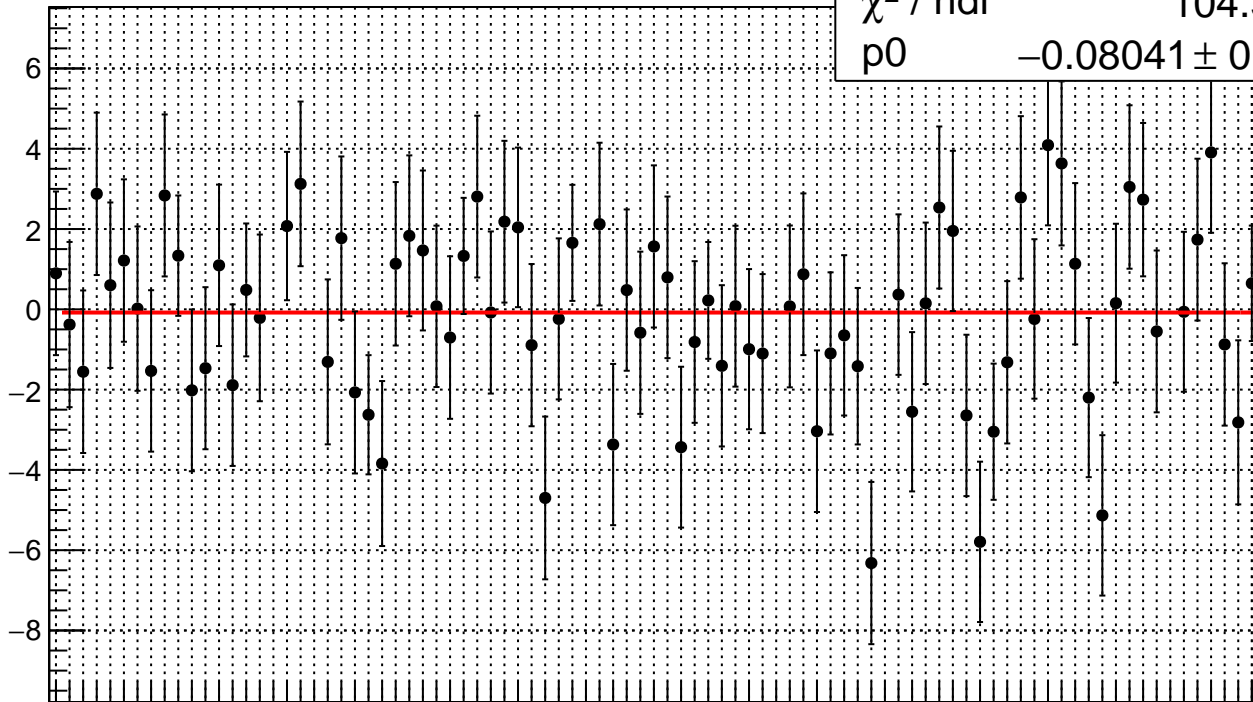
χ^2 / ndf

104.3 / 82

p0

-0.08041 ± 0.2129

reg_asym_atl_dd_atr_dd_dd_mean/ppm

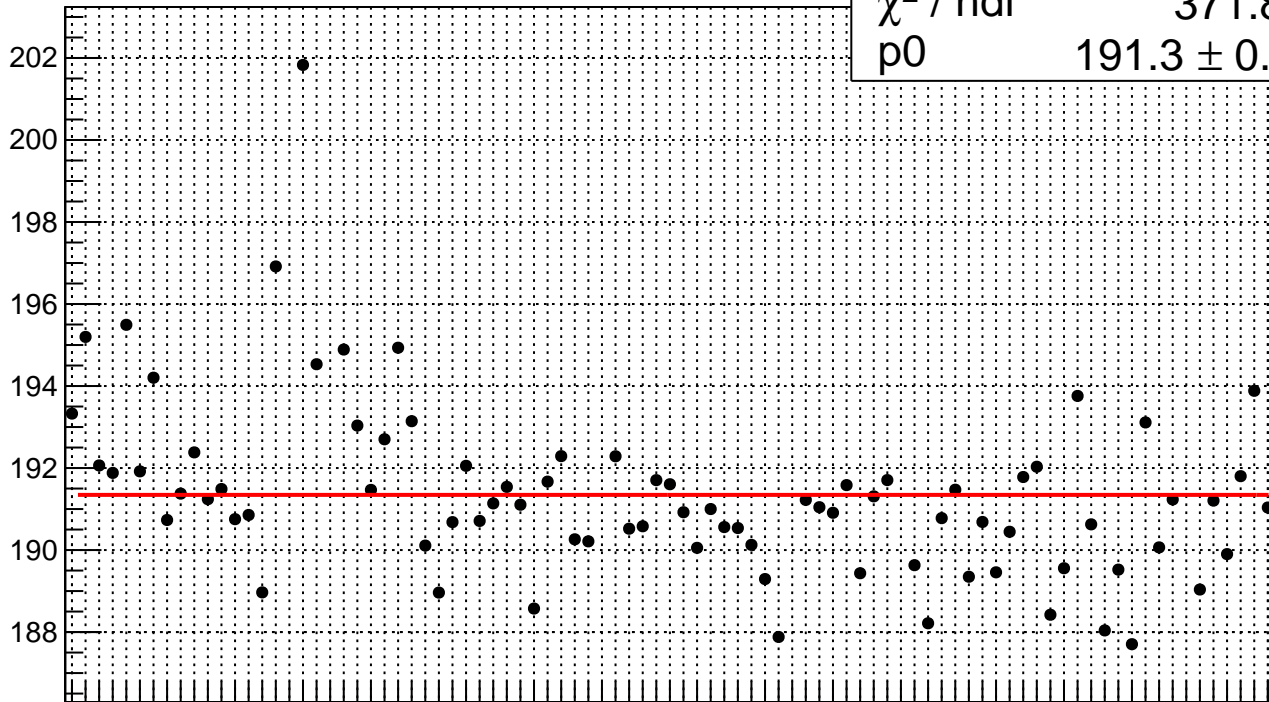


0 1 2 3 4 5 6 7 8 9 10 11 12 13 14 15 16 17 18 19 20 21 22 23 24 25 26 27 28 29 30 31 32 33 34 35 36 37 38 39 40 41 42 43 44 45 46 47 48 49 50 51 52 53 54 55 56 57 58 59 60 61 62 63 64 65 66 67 68 69 70 71 72 73 74 75 76 77 78 79 80 81 82

reg_asym_atl_dd_atr_dd_dd_rms/ppm

χ^2 / ndf	371.8 / 82
p0	191.3 \pm 0.2337

reg_asym_atl_dd_atr_dd_dd_rms/ppm



0 1 2 3 4 5 6 7 8 9 10 11 12 13 14 15 16 17 18 19 20 21 22 23 24 25 26 27 28 29 30 31 32 33 34 35 36 37 38 39 40 41 42 43 44 45 46 47 48 49 50 51 52 53 54 55 56 57 58 59 60 61 62 63 64 65 66 67 68 69 70 71 72 73 74 75 76 77 78 79 80 81 82 83 84 85 86 87 88 89 90 91 92 93 94 95 96 97 98 99 100

reg_asym_usl_mean/ppm

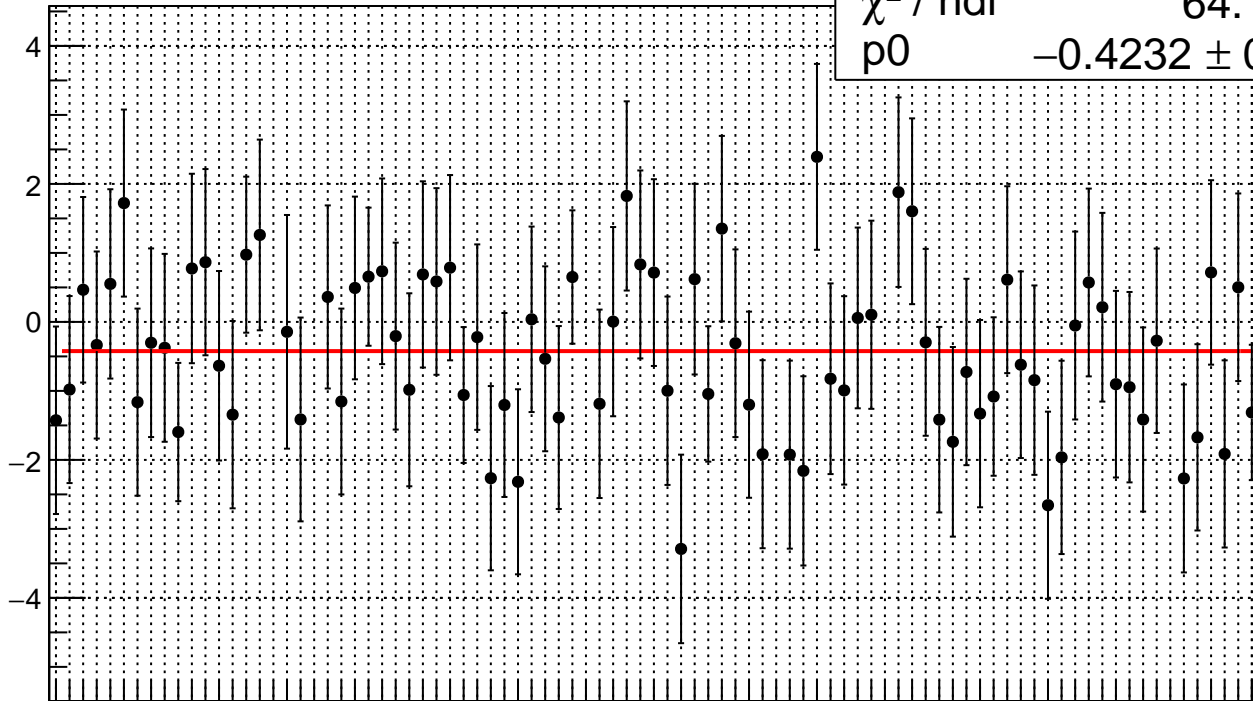
reg_asym_usl_mean/ppm

χ^2 / ndf

64.1 / 82

p_0

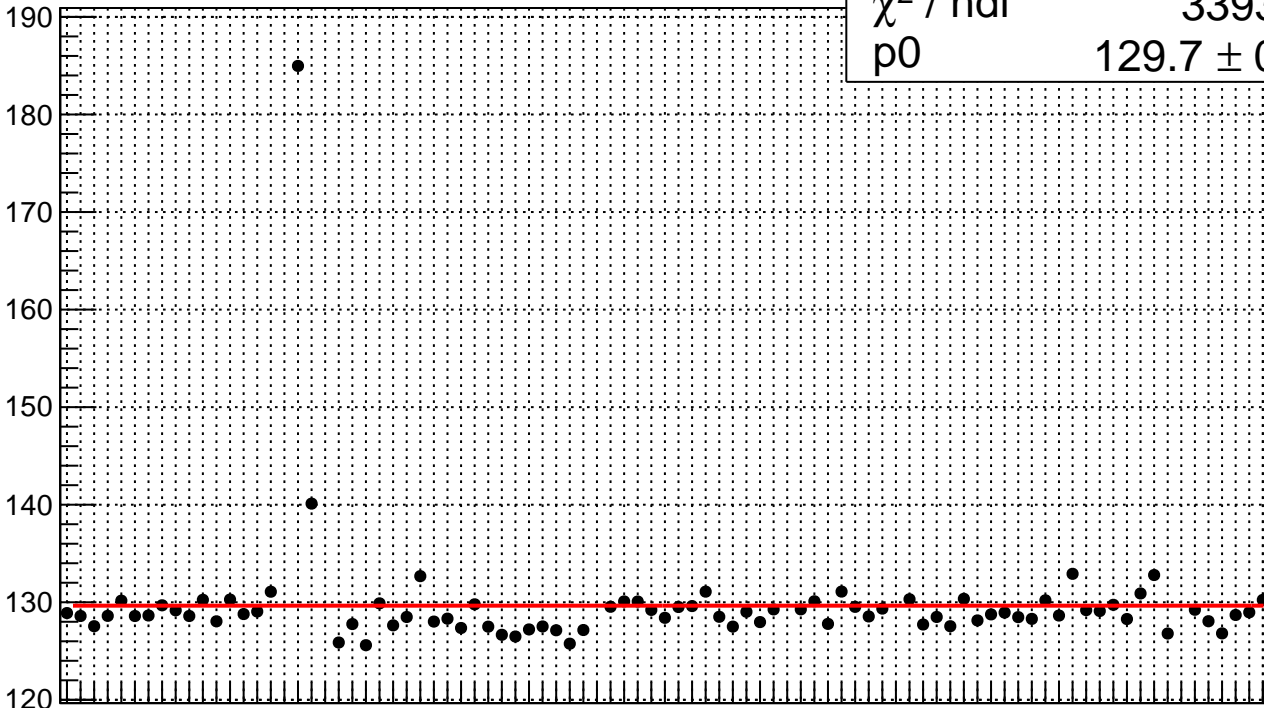
-0.4232 ± 0.144



0 1 2 3 4 5 6 7 8 9 10 11 12 13 14 15 16 17 18 19 20 21 22 23 24 25 26 27 28 29 30 31 32 33 34 35 36 37 38 39 40 41 42 43 44 45 46 47 48 49 50 51 52 53 54 55 56 57 58 59 60 61 62 63 64 65 66 67 68 69 70 71 72 73 74 75 76 77 78 79 80 81 82 83 84 85 86 87 88 89 90 91 92 93 94 95 96 97 98 99

reg_asym_usl_rms/ppm

reg_asym_usl_rms/ppm



χ^2 / ndf

3393 / 82

p0

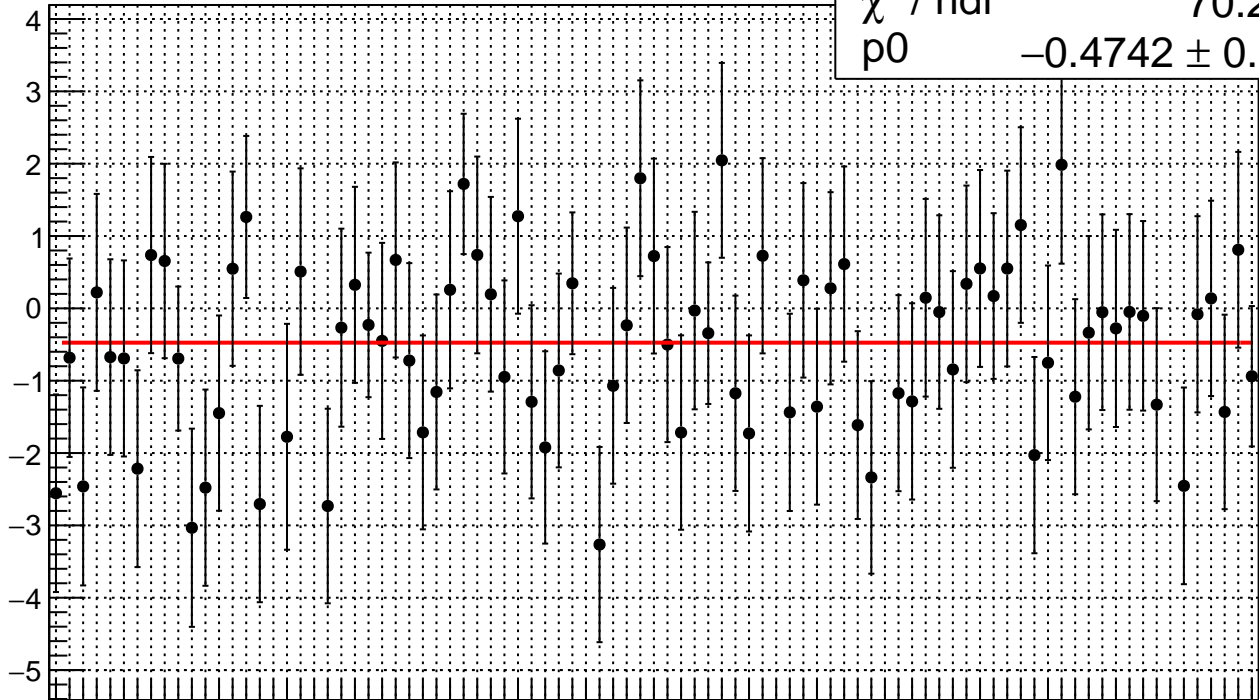
129.7 ± 0.706

0 10 20 30 40 50 60 70 80 90 100 110 120 130 140 150 160 170 180 190

reg_asym_usr_mean/ppm

reg_asym_usr_mean/ppm

χ^2 / ndf 70.2 / 82
 p_0 -0.4742 ± 0.1433



01 02 03 04 05 06 07 08 09 10 11 12 13 14 15 16 17 18 19 20 21 22 23 24 25 26 27 28 29 30 31 32 33 34 35 36 37 38 39 40 41 42 43 44 45 46 47 48 49 50 51 52 53 54 55 56 57 58 59 60 61 62 63 64 65 66 67 68 69 70 71 72 73 74 75 76 77 78 79 80 81 82 83 84 85 86 87 88 89 90 91 92 93 94 95 96 97 98 99 100

reg_asym_usr_rms/ppm

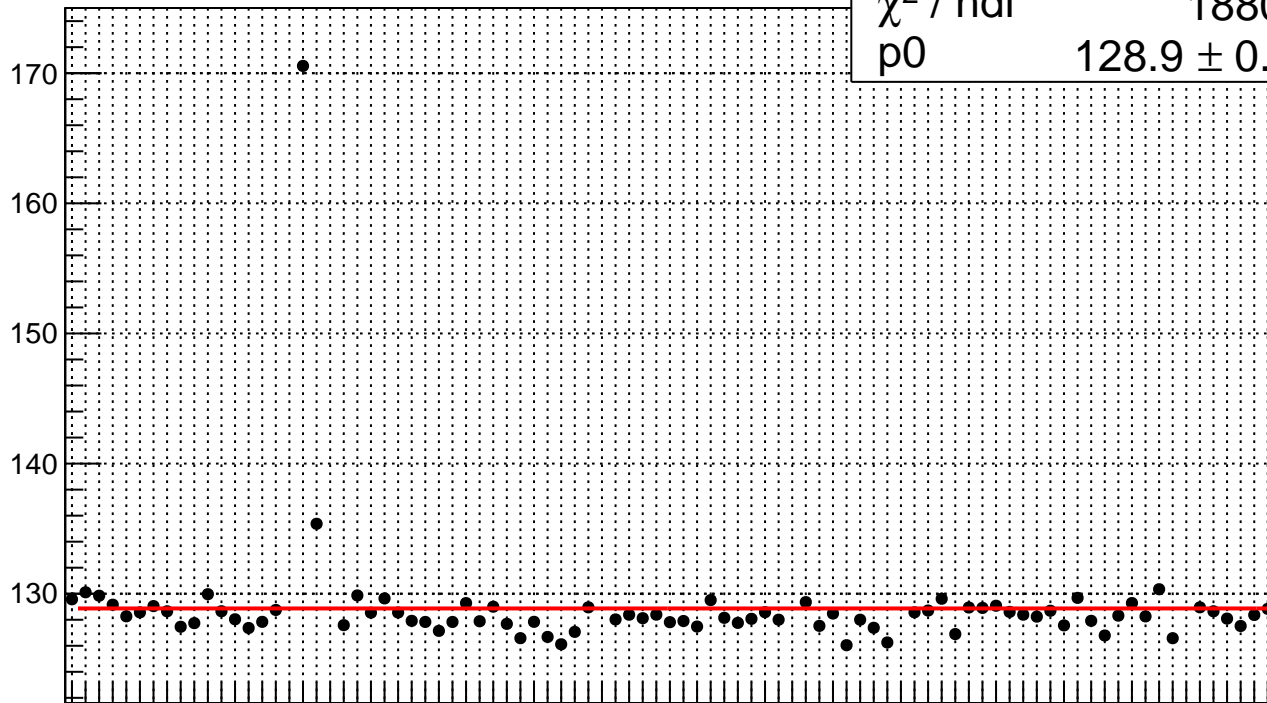
χ^2 / ndf

1880 / 82

p0

128.9 ± 0.5255

reg_asym_usr_rms/ppm



0 1 2 3 4 5 6 7 8 9 10 11 12 13 14 15 16 17 18 19 20 21 22 23 24 25 26 27 28 29 30 31 32 33 34 35 36 37 38 39 40 41 42 43 44 45 46 47 48 49 50 51 52 53 54 55 56 57 58 59 60 61 62 63 64 65 66 67 68 69 70 71 72 73 74 75 76 77 78 79 80 81 82 83 84 85 86 87 88 89 90 91 92 93 94 95 96 97 98 99

reg_asym_us_avg_mean/ppm

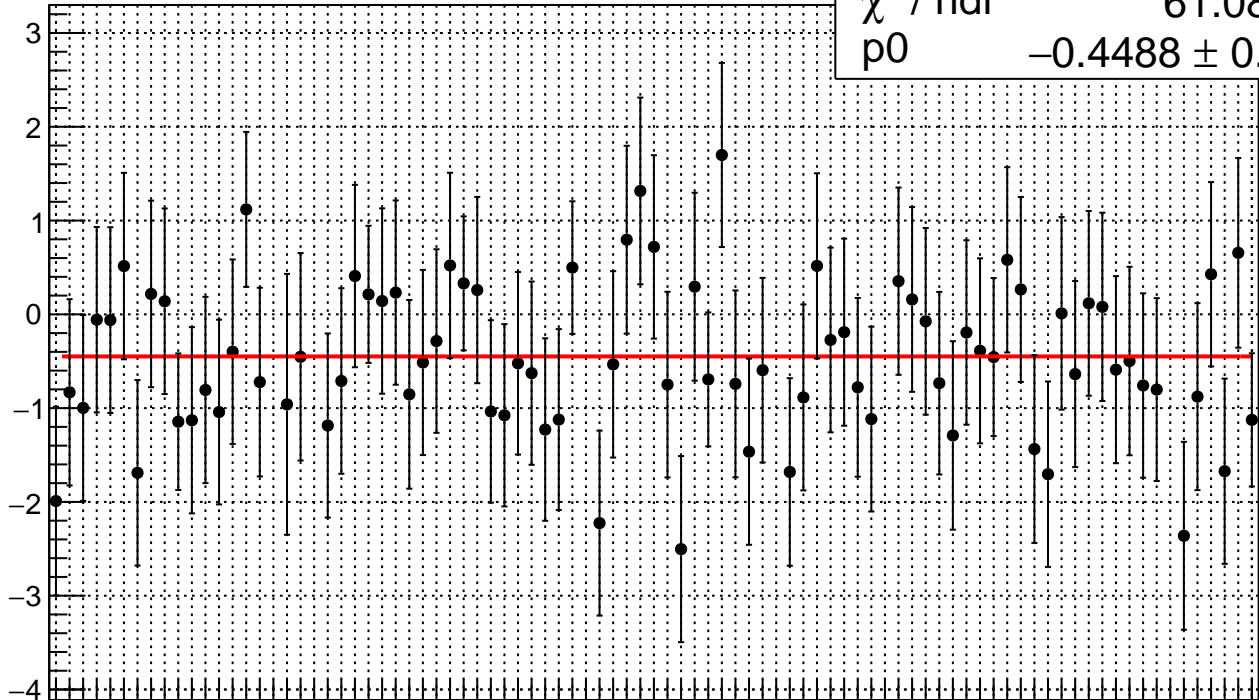
χ^2 / ndf

61.08 / 82

p0

-0.4488 ± 0.1051

reg_asym_us_avg_mean/ppm

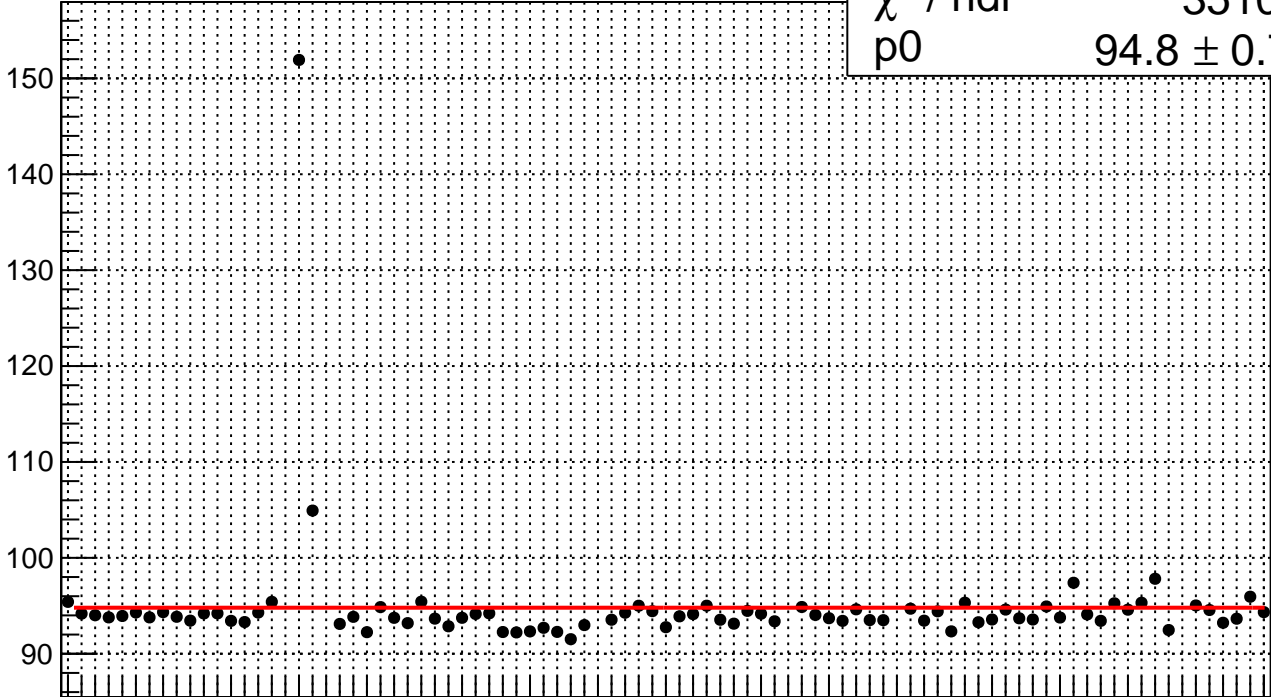


0 1 2 3 4 5 6 7 8 9 10 11 12 13 14 15 16 17 18 19 20 21 22 23 24 25 26 27 28 29 30 31 32 33 34 35 36 37 38 39 40 41 42 43 44 45 46 47 48 49 50 51 52 53 54 55 56 57 58 59 60 61 62 63 64 65 66 67 68 69 70 71 72 73 74 75 76 77 78 79 80 81 82

reg_asym_us_avg_rms/ppm

reg_asym_us_avg_rms/ppm

χ^2 / ndf 3510 / 82
p0 94.8 ± 0.7182



0 1 2 3 4 5 6 7 8 9 10 11 12 13 14 15 16 17 18 19 20 21 22 23 24 25 26 27 28 29 30 31 32 33 34 35 36 37 38 39 40 41 42 43 44 45 46 47 48 49 50 51 52 53 54 55 56 57 58 59 60 61 62 63 64 65 66 67 68 69 70 71 72 73 74 75 76 77 78 79 80 81 82 83 84 85 86 87 88 89 90 91 92 93 94 95 96 97 98 99 100

reg_asym_us_dd_mean/ppm

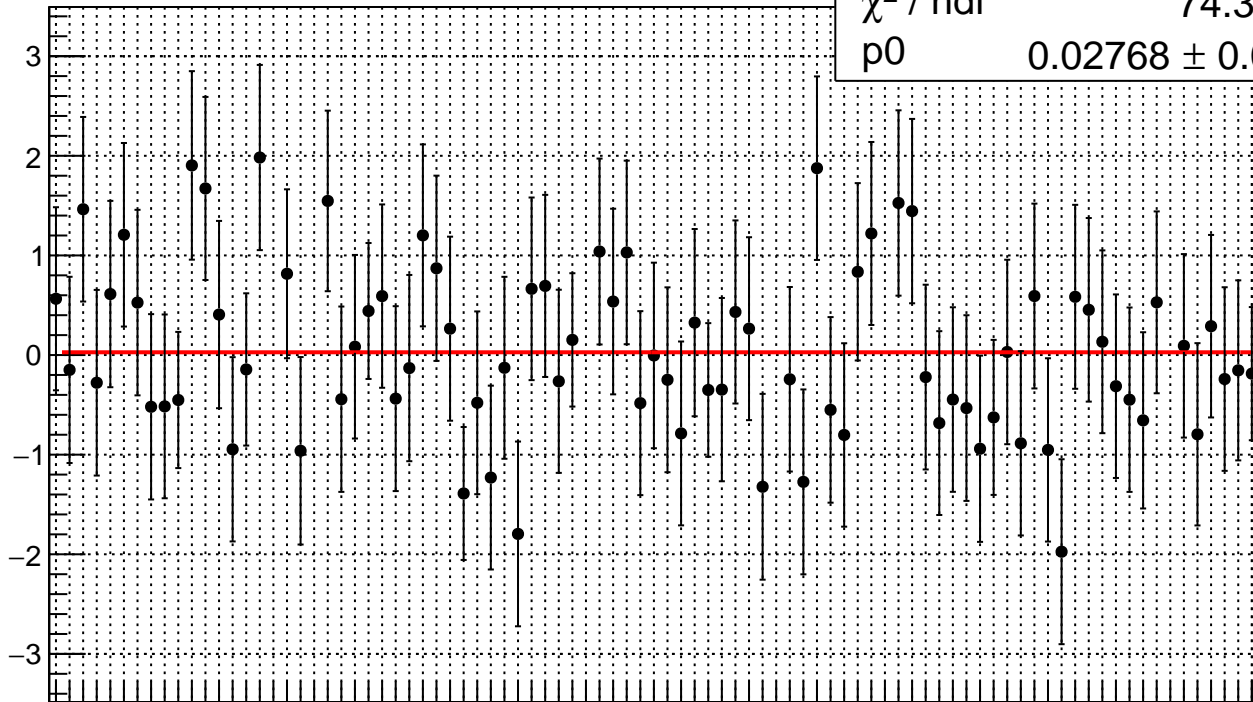
χ^2 / ndf

74.31 / 82

p0

0.02768 ± 0.09771

reg_asym_us_dd_mean/ppm

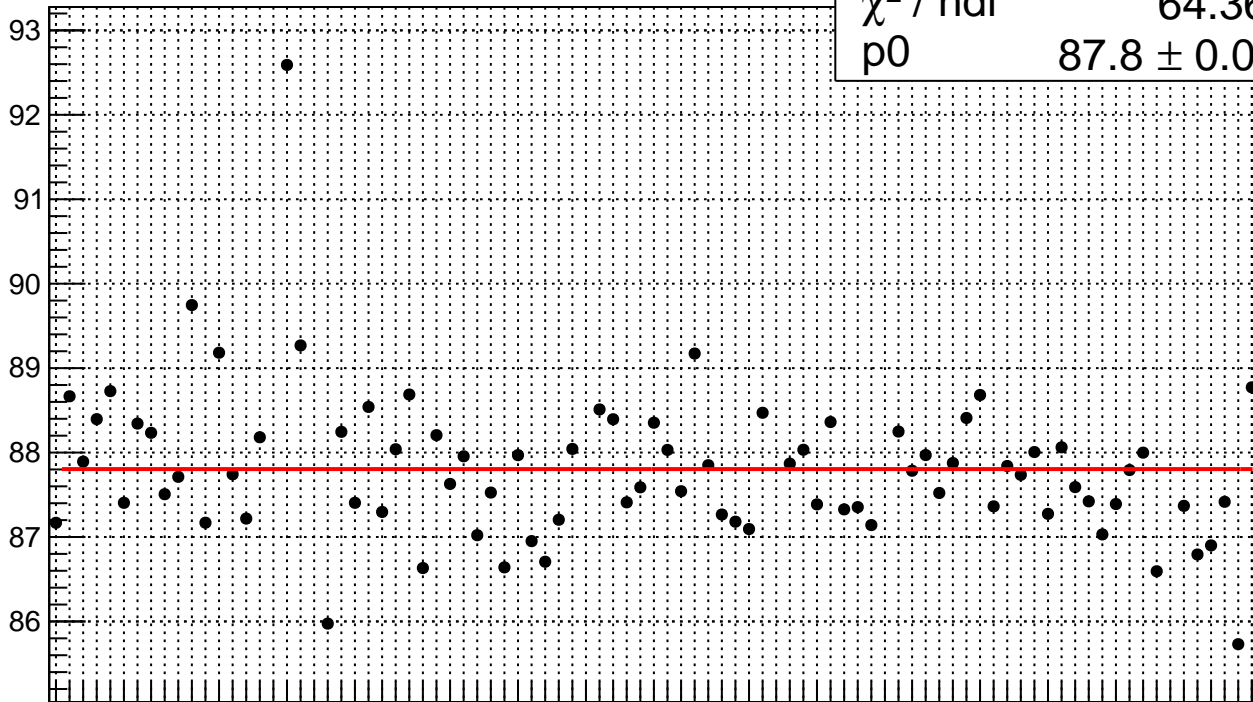


0 1 2 3 4 5 6 7 8 9 10 11 12 13 14 15 16 17 18 19 20 21 22 23 24 25 26 27 28 29 30 31 32 33 34 35 36 37 38 39 40 41 42 43 44 45 46 47 48 49 50 51 52 53 54 55 56 57 58 59 60 61 62 63 64 65 66 67 68 69 70 71 72 73 74 75 76 77 78 79 80 81 82 83 84 85 86 87 88 89 90 91 92 93 94 95 96 97 98 99

reg_asym_us_dd_rms/ppm

χ^2 / ndf	64.36 / 82
p0	87.8 ± 0.09724

reg_asym_us_dd_rms/ppm



0 1 2 3 4 5 6 7 8 9 10 11 12 13 14 15 16 17 18 19 20 21 22 23 24 25 26 27 28 29 30 31 32 33 34 35 36 37 38 39 40 41 42 43 44 45 46 47 48 49 50 51 52 53 54 55 56 57 58 59 60 61 62 63 64 65 66 67 68 69 70 71 72 73 74 75 76 77 78 79 80 81 82 83 84 85 86 87 88 89 90 91 92 93 94 95 96 97 98 99 100