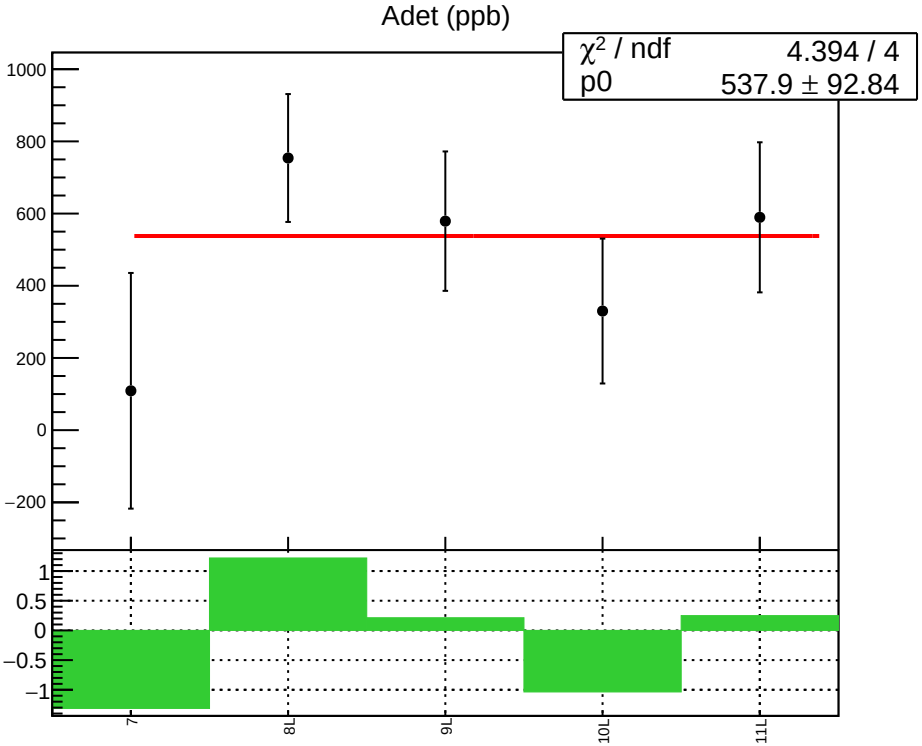
Adet (ppb)
χ² / ndf 4.394 / 4
p0 537.9 ± 92.84
1000
800
600
400
200
0
−200
1
0.5
0
−0.5
−1
7
8L
9L
10L
11L

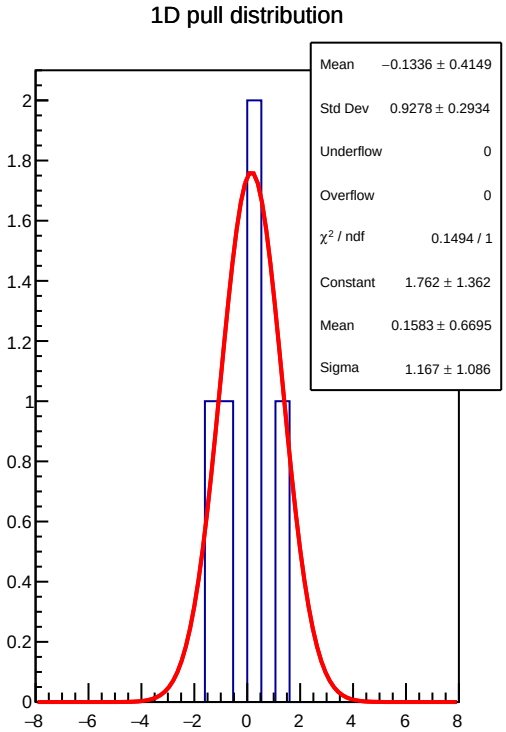
1D pull distribution
Mean −0.1336 ± 0.4149
Std Dev 0.9278 ± 0.2934
Underflow 0
Overflow 0
χ² / ndf 0.1494 / 1
Constant 1.762 ± 1.362
Mean 0.1583 ± 0.6695
Sigma 1.167 ± 1.086
2
1.8
1.6
1.4
1.2
1
0.8
0.6
0.4
0.2
0
−8
−6
−4
−2
0
2
4
6
8

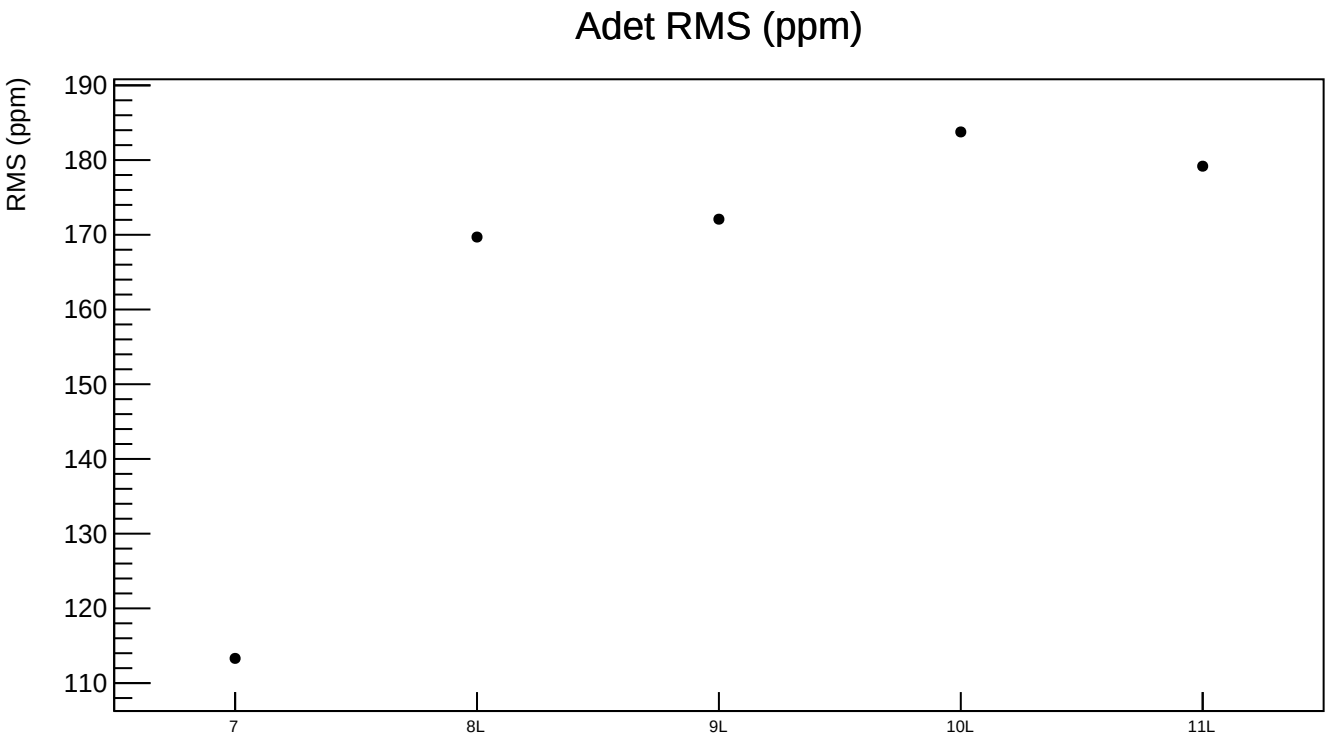
Adet RMS (ppm)
RMS (ppm)
190
180
170
160
150
140
130
120
110
7
8L
9L
10L
11L

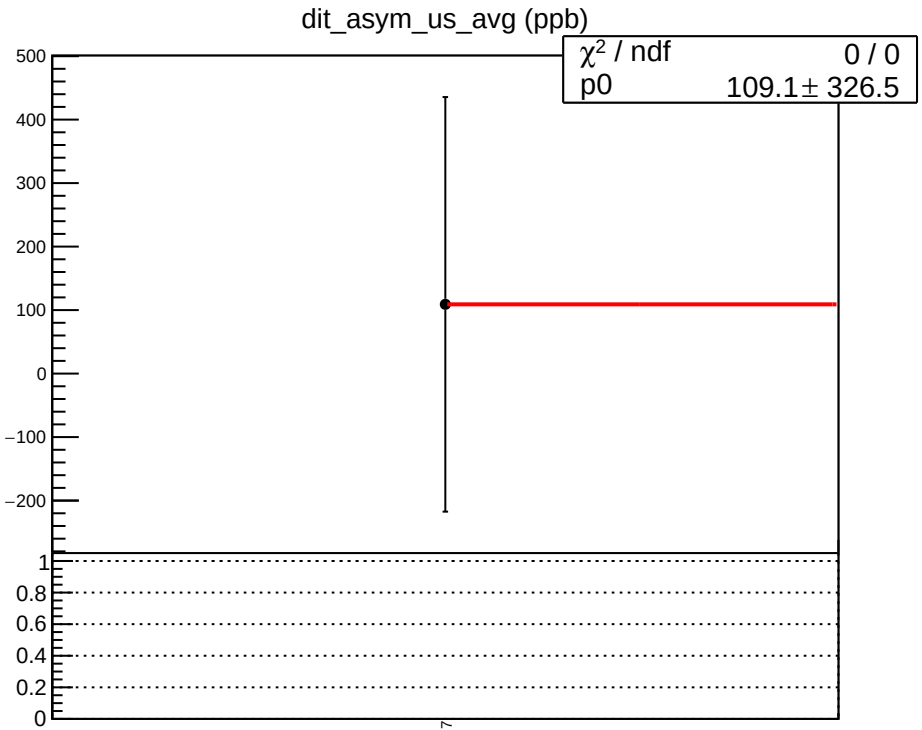
dit_asym_us_avg (ppb)
χ² / ndf 0 / 0
p0 109.1 ± 326.5
500
400
300
200
100
0
−100
−200
1
0.8
0.6
0.4
0.2
0

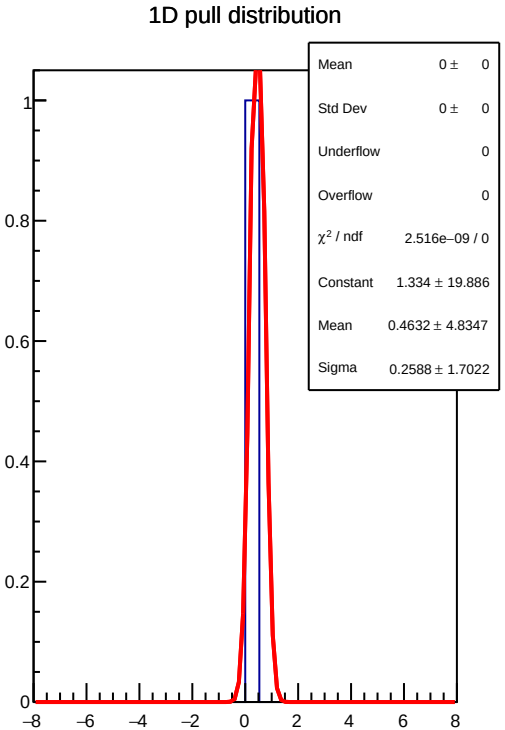
1D pull distribution
Mean 0 ± 0
Std Dev 0 ± 0
Underflow 0
Overflow 0
χ² / ndf 2.516e−09 / 0
Constant 1.334 ± 19.886
Mean 0.4632 ± 4.8347
Sigma 0.2588 ± 1.7022
1
0.8
0.6
0.4
0.2
0
−8
−6
−4
−2
0
2
4
6
8

dit_asym_us_avg RMS (ppm)



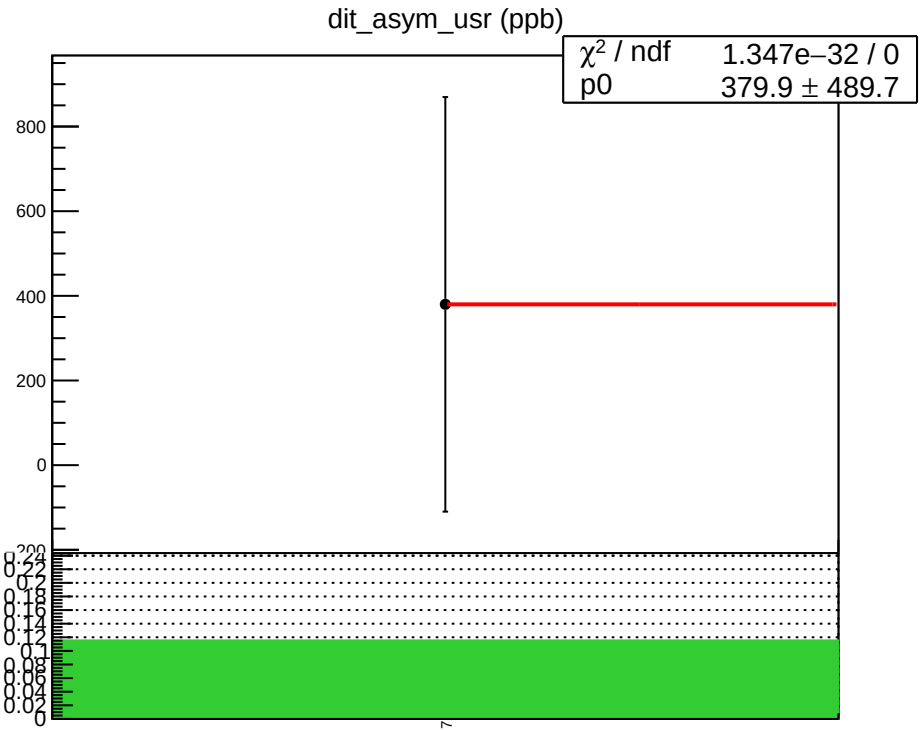
dit_asym_usr (ppb)
χ² / ndf 1.347e−32 / 0
p0 379.9 ± 489.7
800
600
400
200
0
0.24
0.22
0.2
0.18
0.16
0.14
0.12
0.1
0.08
0.06
0.04
0.02
0
1

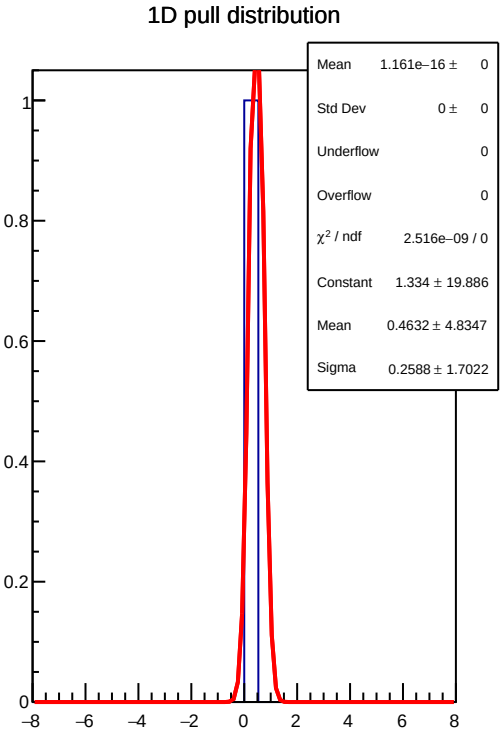
1D pull distribution
Mean 1.161e−16 ± 0
Std Dev 0 ± 0
Underflow 0
Overflow 0
χ² / ndf 2.516e−09 / 0
Constant 1.334 ± 19.886
Mean 0.4632 ± 4.8347
Sigma 0.2588 ± 1.7022
1
0.8
0.6
0.4
0.2
0
−8
−6
−4
−2
0
2
4
6
8

dit_asym_usr RMS (ppm)



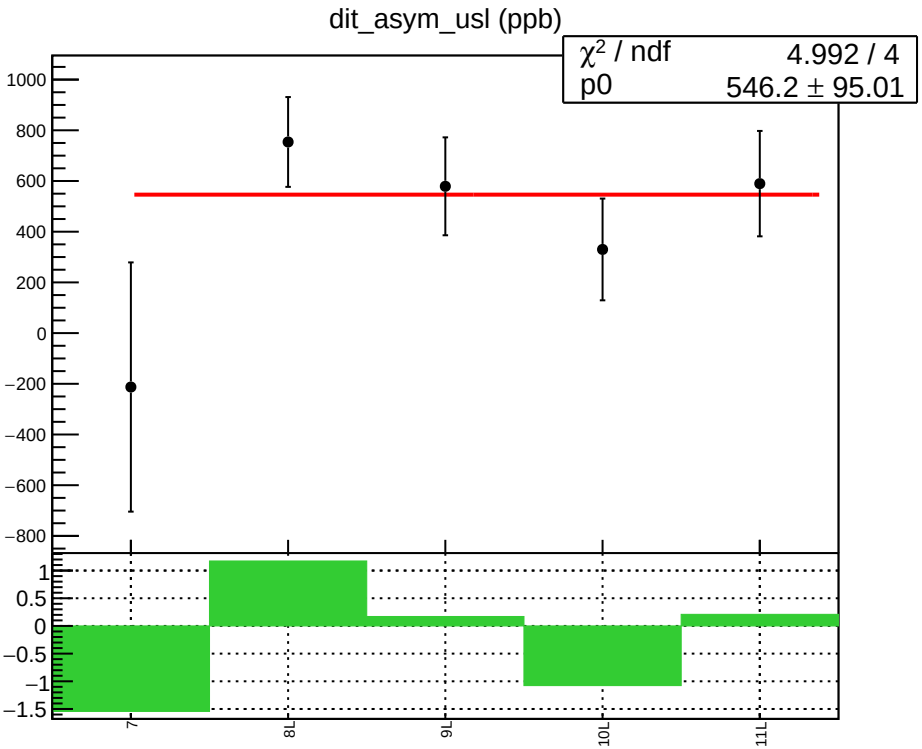
dit_asym_usl (ppb)
χ² / ndf 4.992 / 4
p0 546.2 ± 95.01
7
8L
9L
10L
11L

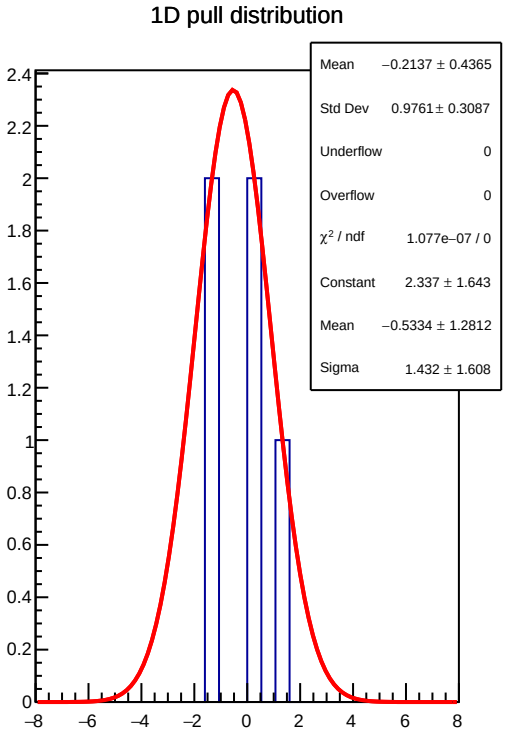
1D pull distribution
Mean −0.2137 ± 0.4365
Std Dev 0.9761 ± 0.3087
Underflow 0
Overflow 0
χ² / ndf 1.077e−07 / 0
Constant 2.337 ± 1.643
Mean −0.5334 ± 1.2812
Sigma 1.432 ± 1.608

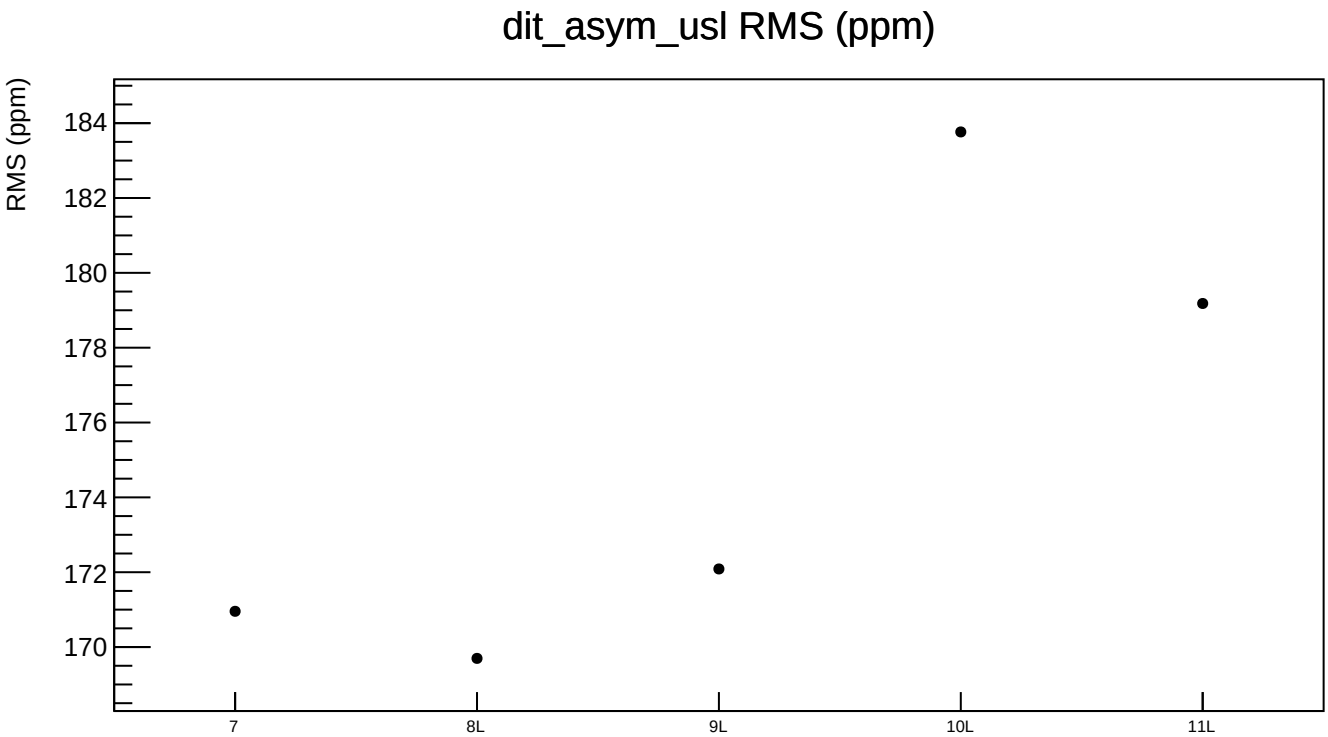
dit_asym_usl RMS (ppm)
RMS (ppm)
184
182
180
178
176
174
172
170
7
8L
9L
10L
11L

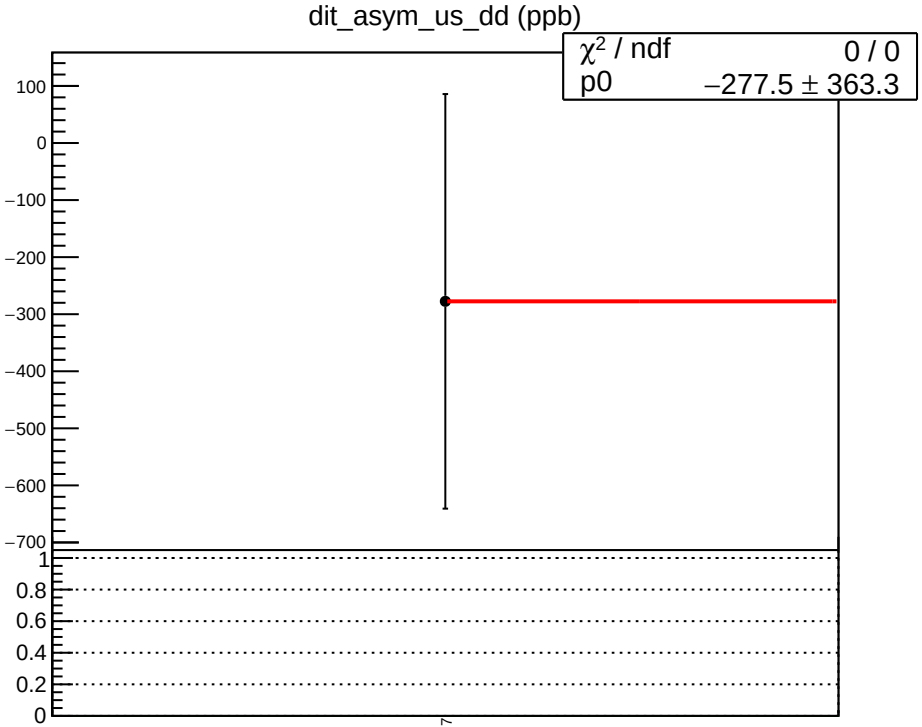
dit_asym_us_dd (ppb)
χ² / ndf 0 / 0
p0 −277.5 ± 363.3
100
0
−100
−200
−300
−400
−500
−600
−700
1
0.8
0.6
0.4
0.2
0

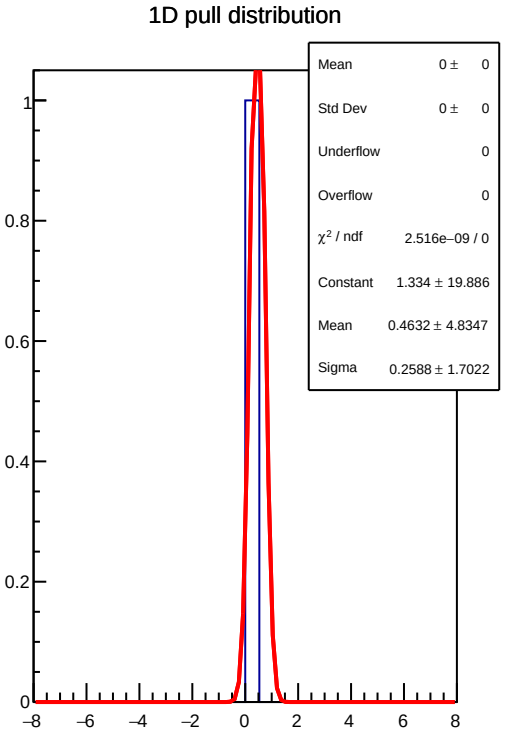
1D pull distribution
Mean 0 ± 0
Std Dev 0 ± 0
Underflow 0
Overflow 0
χ² / ndf 2.516e−09 / 0
Constant 1.334 ± 19.886
Mean 0.4632 ± 4.8347
Sigma 0.2588 ± 1.7022
1
0.8
0.6
0.4
0.2
0
−8
−6
−4
−2
0
2
4
6
8


dit_asym_us_dd RMS (ppm)
RMS (ppm)
128.6
128.4
128.2
128
127.8
127.6
7