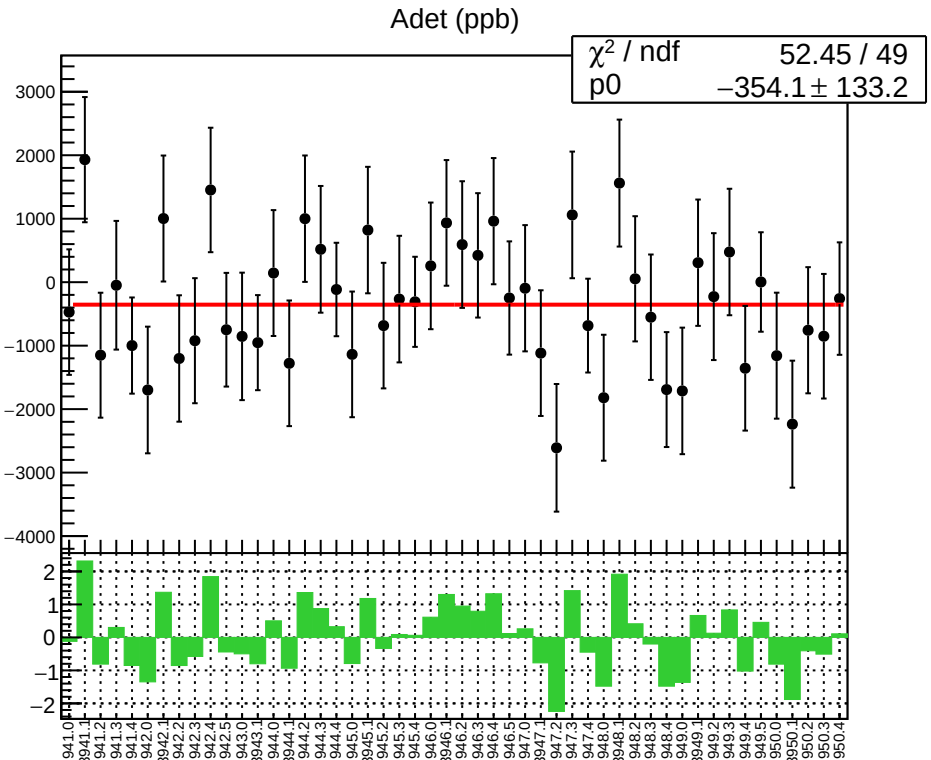
Adet (ppb)
χ² / ndf 52.45 / 49
p0 −354.1 ± 133.2
3000
2000
1000
0
−1000
−2000
−3000
−4000
2
1
0
−1
−2
3941.0
3941.1
3941.2
3941.3
3941.4
3942.0
3942.1
3942.2
3942.3
3942.4
3942.5
3943.0
3943.1
3944.0
3944.1
3944.2
3944.3
3944.4
3945.0
3945.1
3945.2
3945.3
3945.4
3946.0
3946.1
3946.2
3946.3
3946.4
3946.5
3947.0
3947.1
3947.2
3947.3
3947.4
3948.0
3948.1
3948.2
3948.3
3948.4
3949.0
3949.1
3949.2
3949.3
3949.4
3949.5
3950.0
3950.1
3950.2
3950.3
3950.4

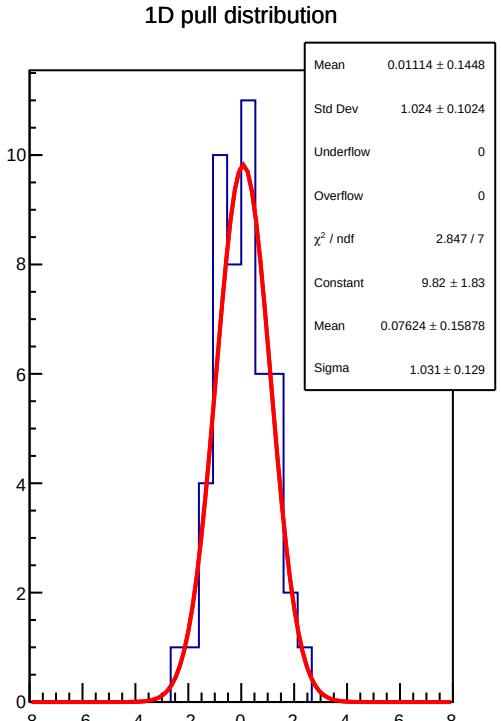
1D pull distribution
Mean 0.01114 ± 0.1448
Std Dev 1.024 ± 0.1024
Underflow 0
Overflow 0
χ² / ndf 2.847 / 7
Constant 9.82 ± 1.83
Mean 0.07624 ± 0.15878
Sigma 1.031 ± 0.129
10
8
6
4
2
0
−8
−6
−4
−2
0
2
4
6
8

Adet RMS (ppm)

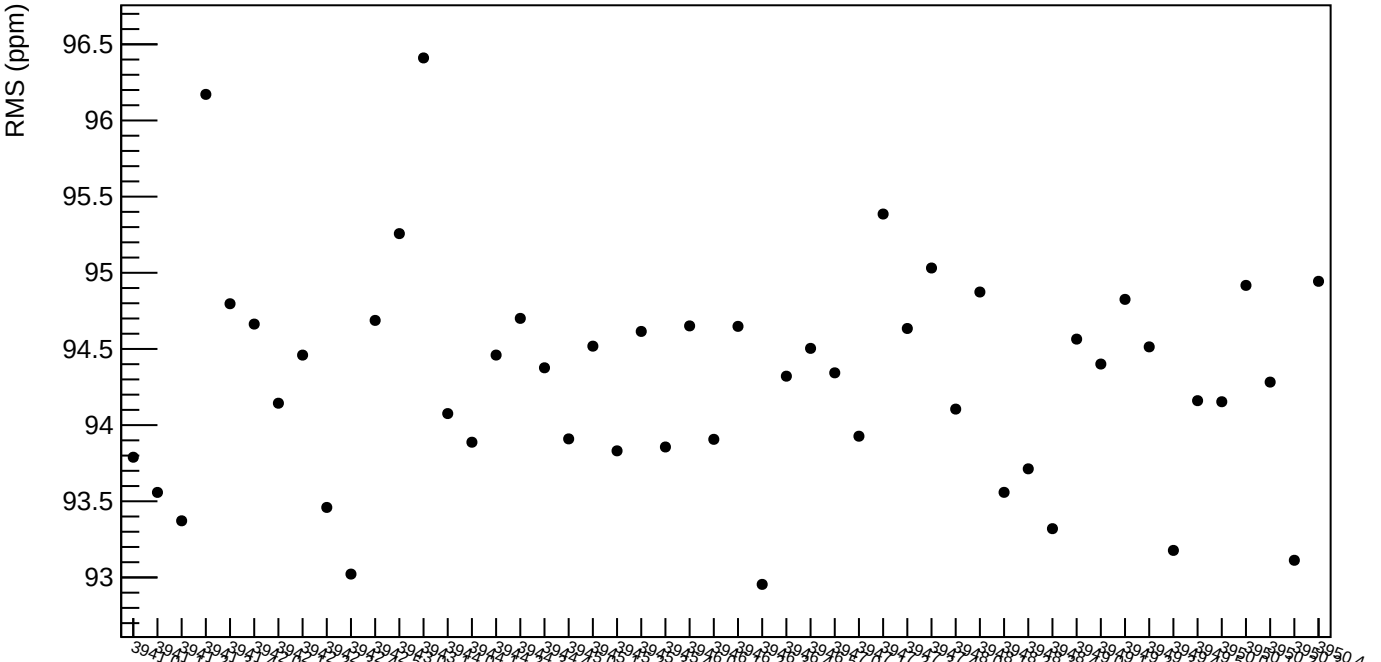

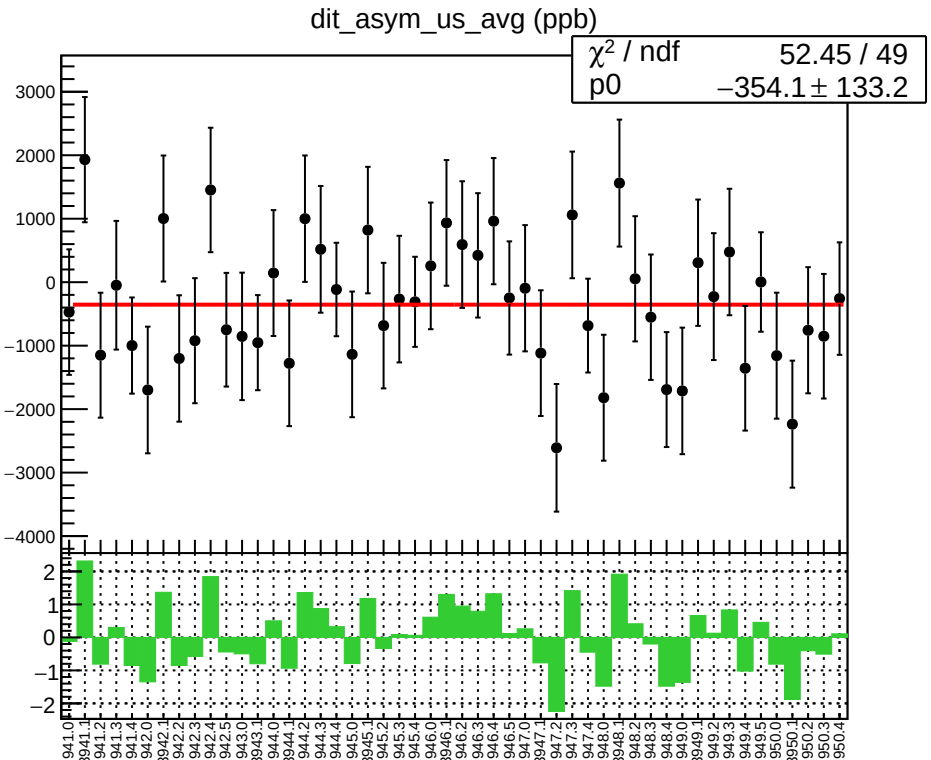
dit_asym_us_avg (ppb)
χ² / ndf 52.45 / 49
p0 −354.1 ± 133.2

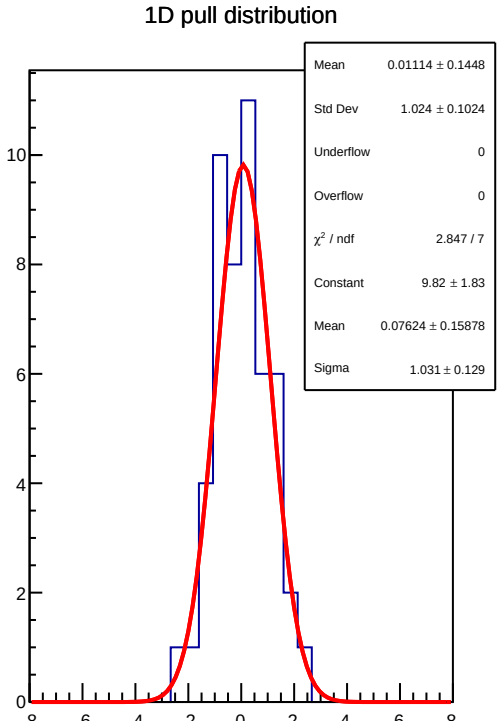
1D pull distribution
Mean 0.01114 ± 0.1448
Std Dev 1.024 ± 0.1024
Underflow 0
Overflow 0
χ² / ndf 2.847 / 7
Constant 9.82 ± 1.83
Mean 0.07624 ± 0.15878
Sigma 1.031 ± 0.129

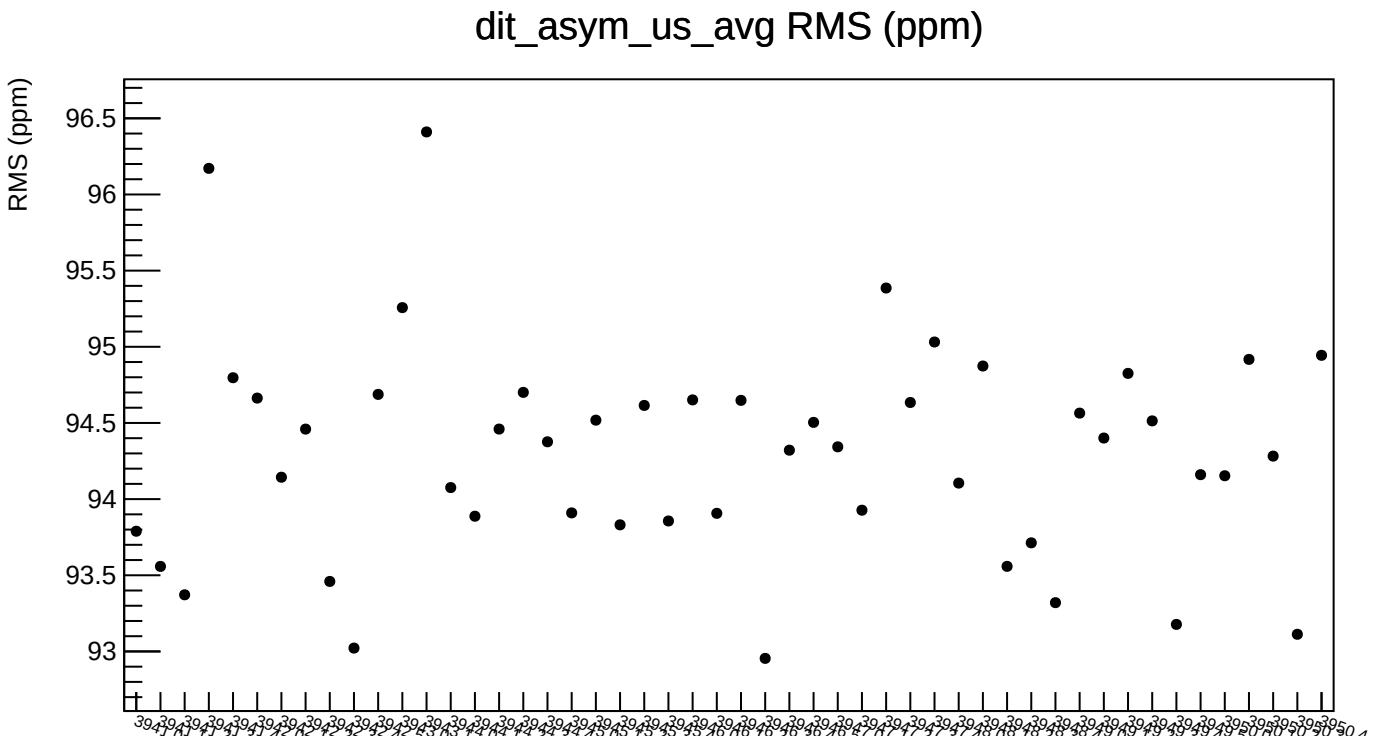
dit_asym_us_avg RMS (ppm)
RMS (ppm)
96.5
96
95.5
95
94.5
94
93.5
93

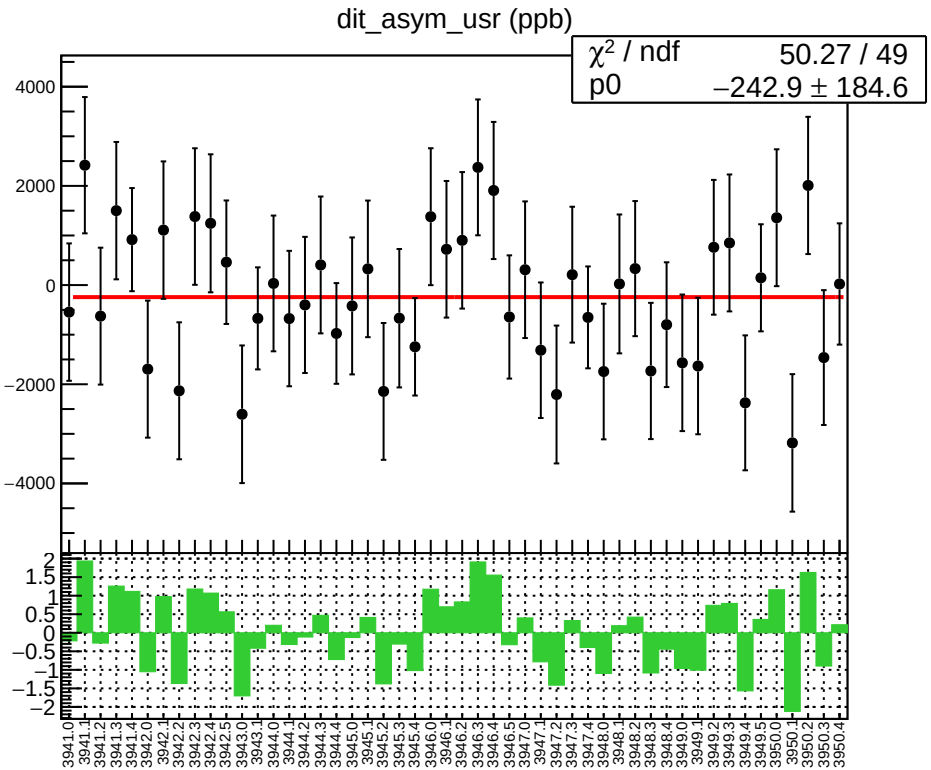
dit_asym_usr (ppb)
χ² / ndf 50.27 / 49
p0 −242.9 ± 184.6
4000
2000
0
−2000
−4000
2
1.5
1
0.5
0
−0.5
−1
−1.5
−2
3941.0
3941.1
3941.2
3941.3
3941.4
3942.0
3942.1
3942.2
3942.3
3942.4
3942.5
3943.0
3943.1
3944.0
3944.1
3944.2
3944.3
3944.4
3945.0
3945.1
3945.2
3945.3
3945.4
3946.0
3946.1
3946.2
3946.3
3946.4
3946.5
3947.0
3947.1
3947.2
3947.3
3947.4
3948.0
3948.1
3948.2
3948.3
3948.4
3949.0
3949.1
3949.2
3949.3
3949.4
3949.5
3950.0
3950.1
3950.2
3950.3
3950.4

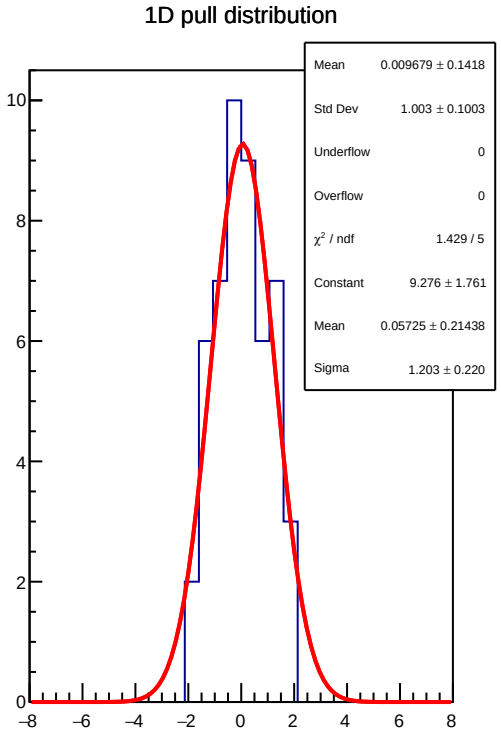
1D pull distribution
Mean 0.009679 ± 0.1418
Std Dev 1.003 ± 0.1003
Underflow 0
Overflow 0
χ² / ndf 1.429 / 5
Constant 9.276 ± 1.761
Mean 0.05725 ± 0.21438
Sigma 1.203 ± 0.220
10
8
6
4
2
0
−8
−6
−4
−2
0
2
4
6
8

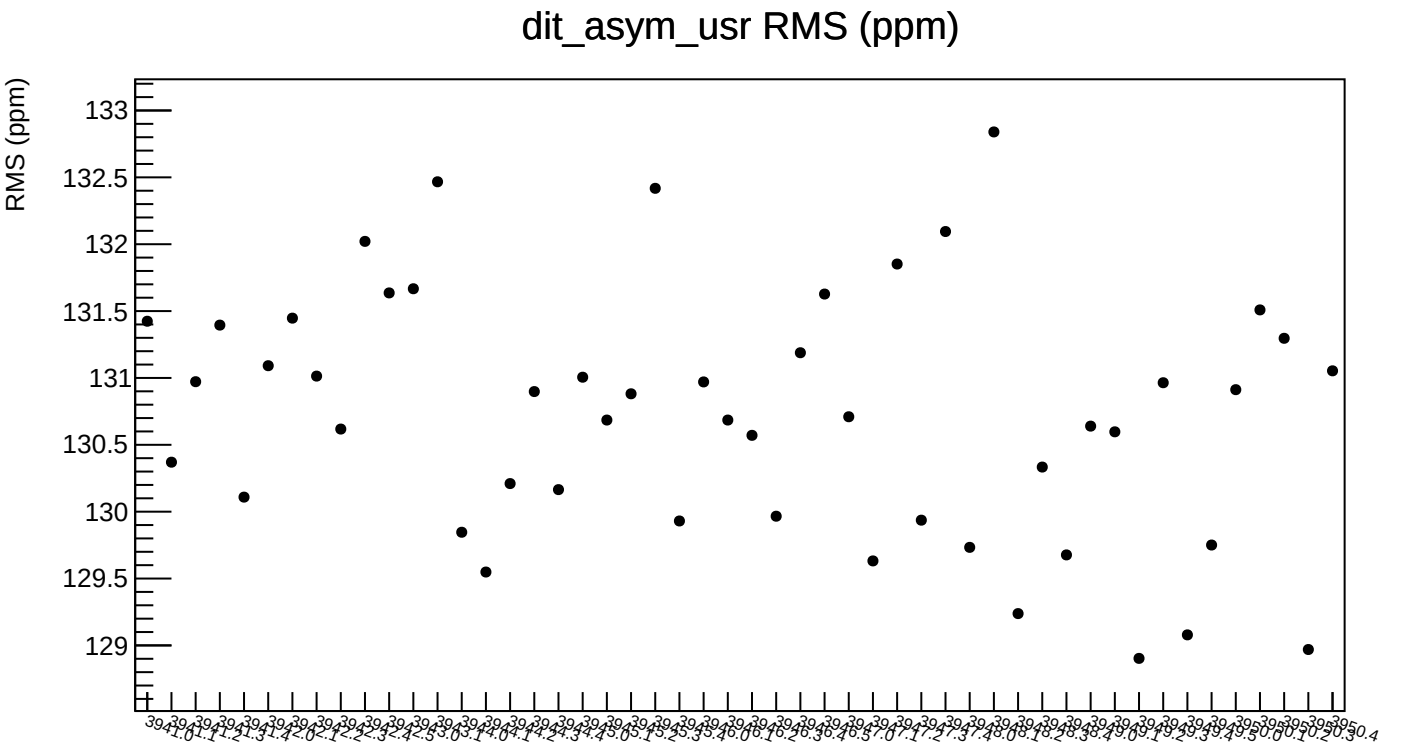
dit_asym_usr RMS (ppm)
RMS (ppm)
133
132.5
132
131.5
131
130.5
130
129.5
129

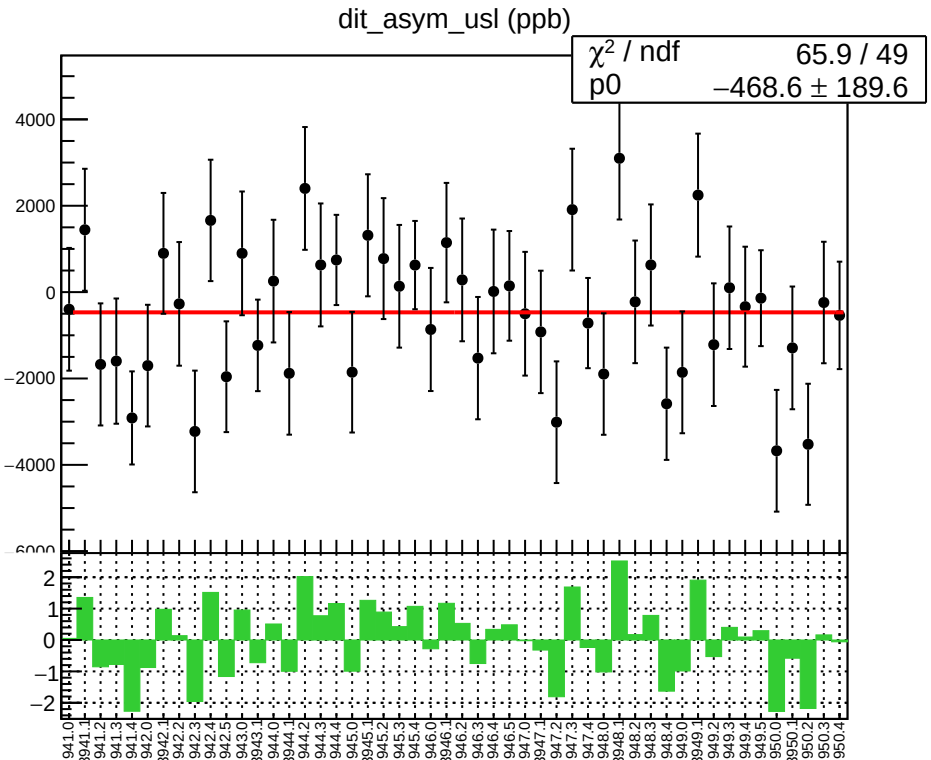
dit_asym_usl (ppb)
χ² / ndf 65.9 / 49
p0 −468.6 ± 189.6
4000
2000
0
−2000
−4000
2
1
0
−1
−2
3941.0
3941.1
3941.2
3941.3
3941.4
3942.0
3942.1
3942.2
3942.3
3942.4
3942.5
3943.0
3943.1
3944.0
3944.1
3944.2
3944.3
3944.4
3945.0
3945.1
3945.2
3945.3
3945.4
3946.0
3946.1
3946.2
3946.3
3946.4
3946.5
3947.0
3947.1
3947.2
3947.3
3947.4
3948.0
3948.1
3948.2
3948.3
3948.4
3949.0
3949.1
3949.2
3949.3
3949.4
3949.5
3950.0
3950.1
3950.2
3950.3
3950.4

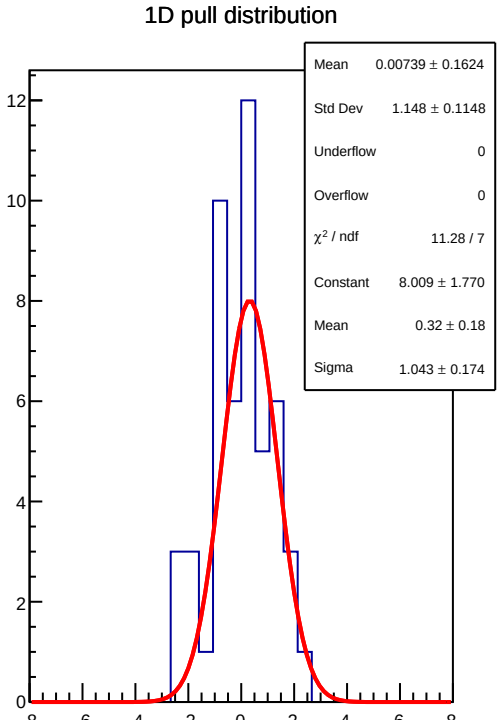
1D pull distribution
Mean 0.00739 ± 0.1624
Std Dev 1.148 ± 0.1148
Underflow 0
Overflow 0
χ² / ndf 11.28 / 7
Constant 8.009 ± 1.770
Mean 0.32 ± 0.18
Sigma 1.043 ± 0.174
12
10
8
6
4
2
0
−8
−6
−4
−2
0
2
4
6
8

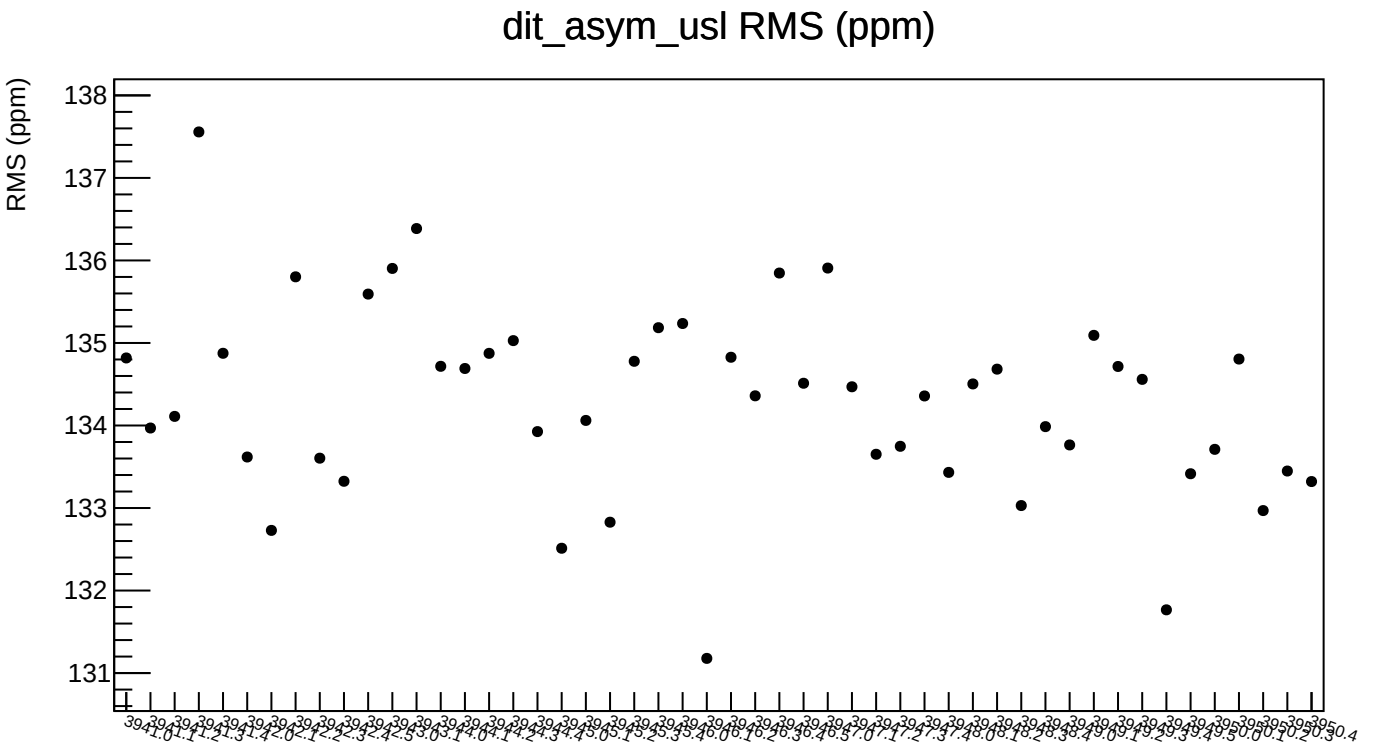
dit_asym_usl RMS (ppm)
RMS (ppm)
138
137
136
135
134
133
132
131

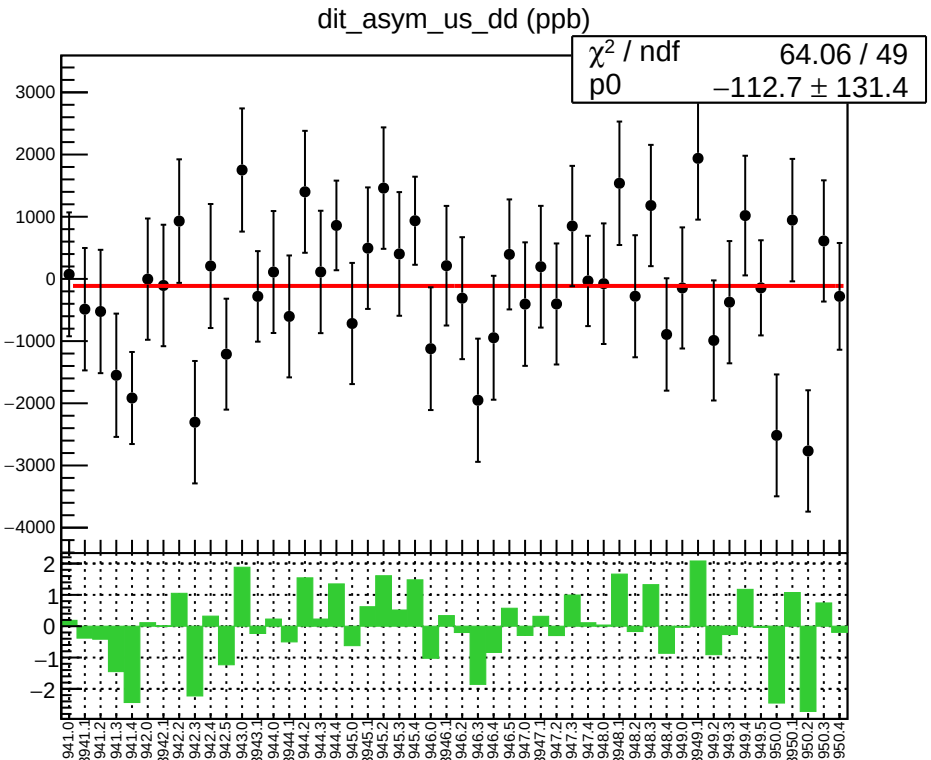
dit_asym_us_dd (ppb)
χ² / ndf 64.06 / 49
p0 −112.7 ± 131.4
3000
2000
1000
0
−1000
−2000
−3000
−4000
2
1
0
−1
−2
3941.0
3941.1
3941.2
3941.3
3941.4
3942.0
3942.1
3942.2
3942.3
3942.4
3942.5
3943.0
3943.1
3944.0
3944.1
3944.2
3944.3
3944.4
3945.0
3945.1
3945.2
3945.3
3945.4
3946.0
3946.1
3946.2
3946.3
3946.4
3946.5
3947.0
3947.1
3947.2
3947.3
3947.4
3948.0
3948.1
3948.2
3948.3
3948.4
3949.0
3949.1
3949.2
3949.3
3949.4
3949.5
3950.0
3950.1
3950.2
3950.3
3950.4

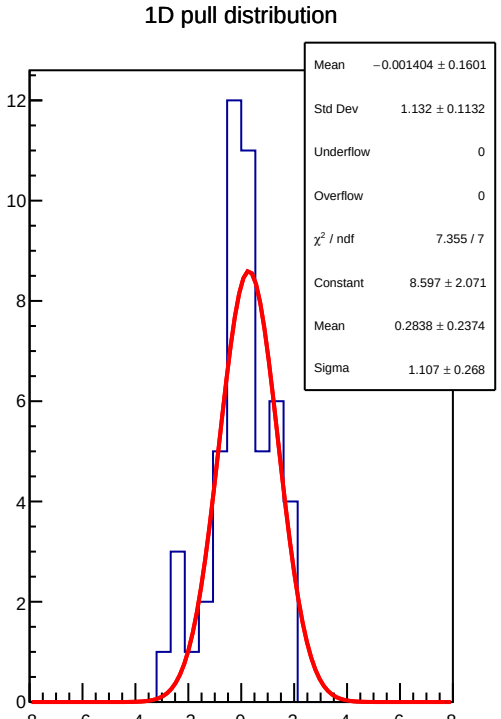
1D pull distribution
Mean −0.001404 ± 0.1601
Std Dev 1.132 ± 0.1132
Underflow 0
Overflow 0
χ² / ndf 7.355 / 7
Constant 8.597 ± 2.071
Mean 0.2838 ± 0.2374
Sigma 1.107 ± 0.268
12
10
8
6
4
2
0
−8
−6
−4
−2
0
2
4
6
8

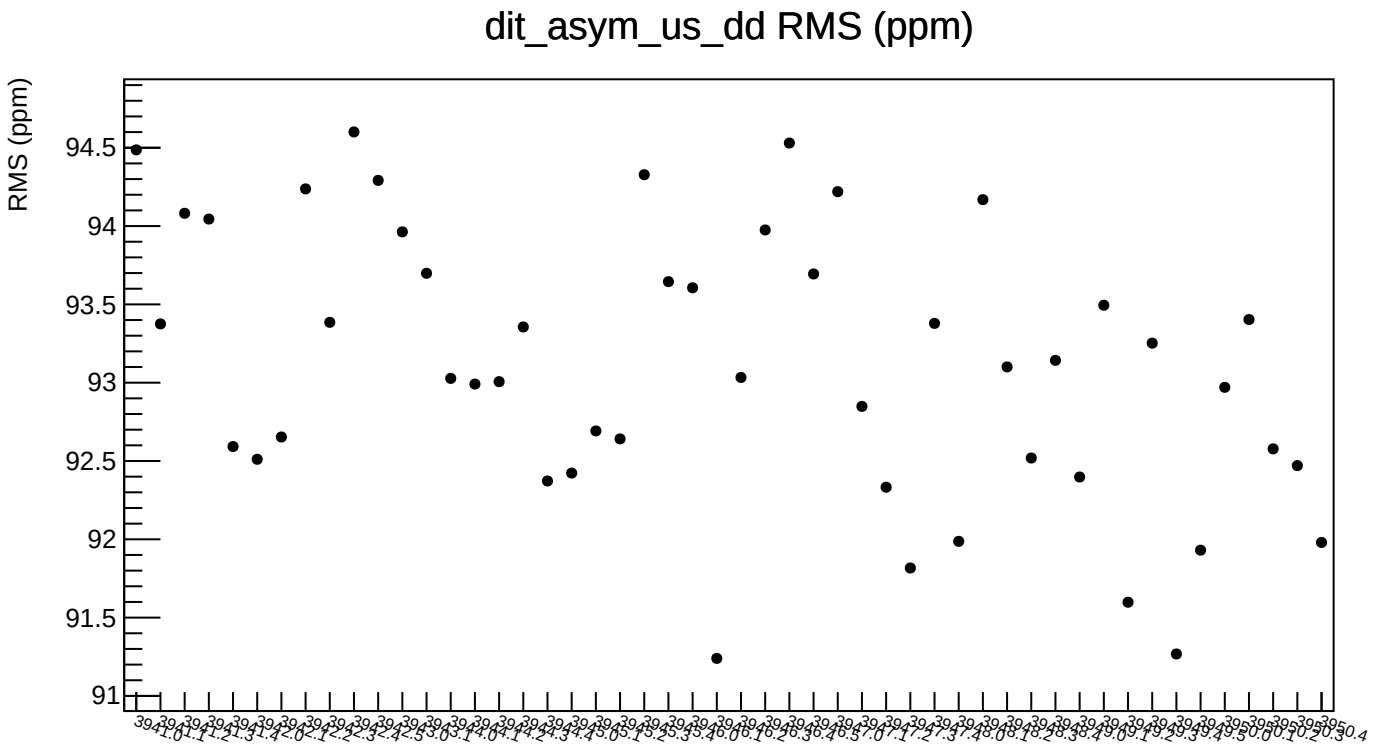
dit_asym_us_dd RMS (ppm)
RMS (ppm)
94.5
94
93.5
93
92.5
92
91.5
91