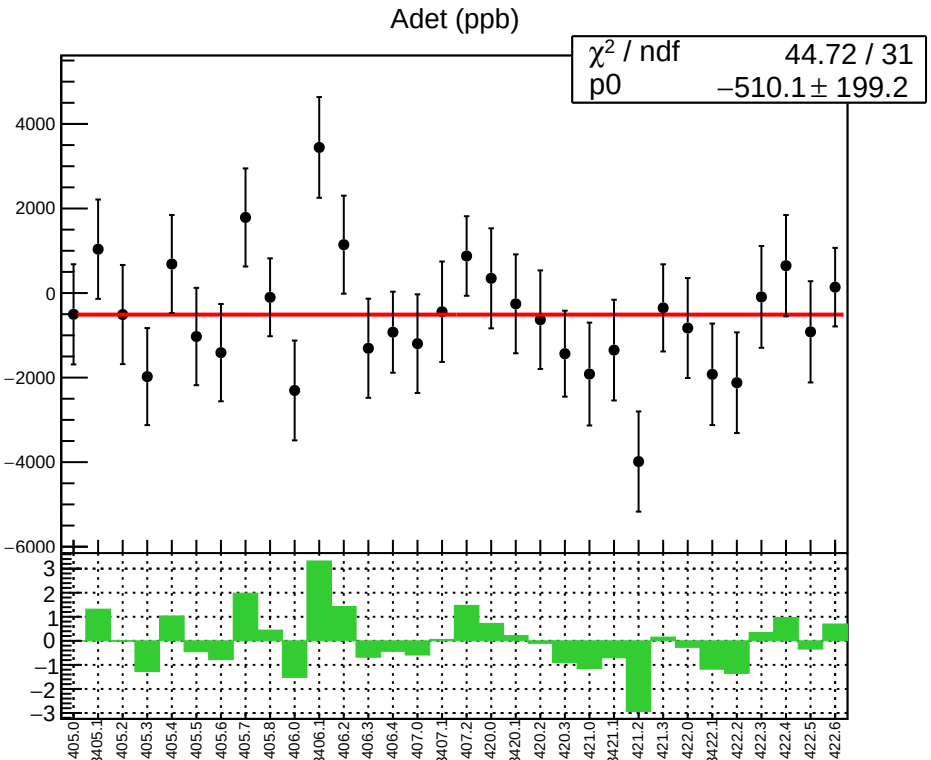
Adet (ppb)
χ² / ndf 44.72 / 31
p0 −510.1 ± 199.2
4000
2000
0
−2000
−4000
−6000
3
2
1
0
−1
−2
−3
3405.0
3405.1
3405.2
3405.3
3405.4
3405.5
3405.6
3405.7
3405.8
3406.0
3406.1
3406.2
3406.3
3406.4
3407.0
3407.1
3407.2
3420.0
3420.1
3420.2
3420.3
3421.0
3421.1
3421.2
3421.3
3422.0
3422.1
3422.2
3422.3
3422.4
3422.5
3422.6

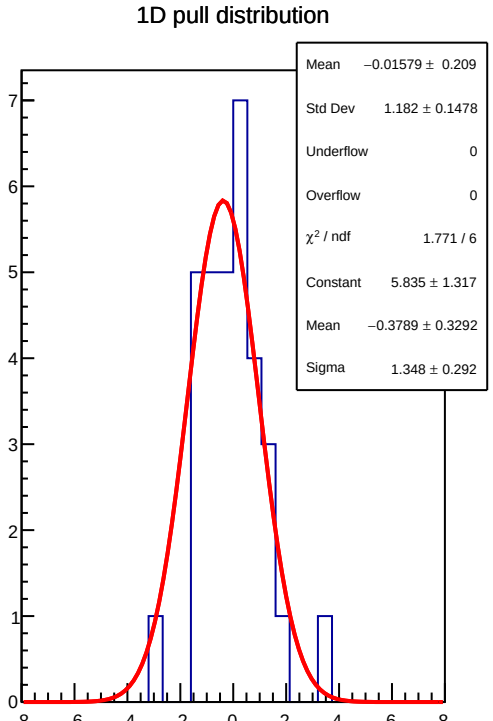
1D pull distribution
Mean −0.01579 ± 0.209
Std Dev 1.182 ± 0.1478
Underflow 0
Overflow 0
χ² / ndf 1.771 / 6
Constant 5.835 ± 1.317
Mean −0.3789 ± 0.3292
Sigma 1.348 ± 0.292
7
6
5
4
3
2
1
0
−8
−6
−4
−2
0
2
4
6
8

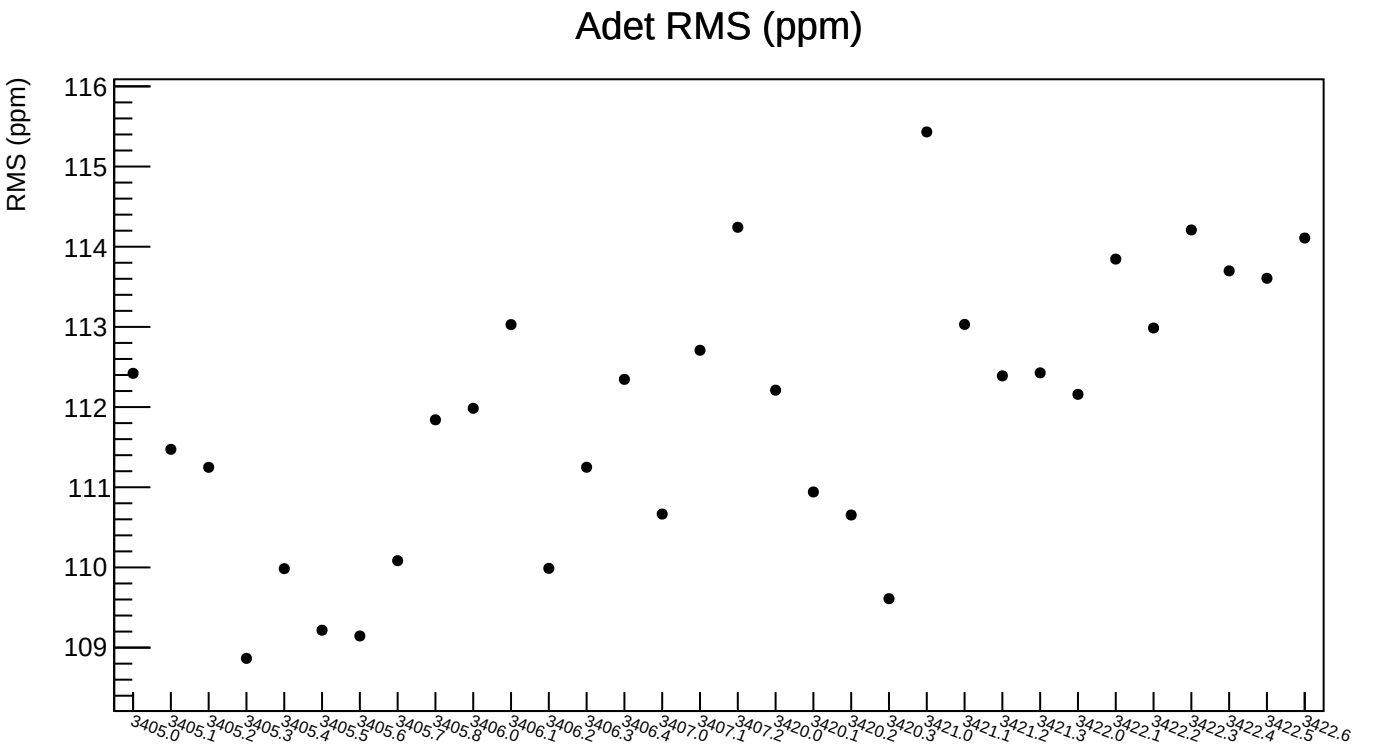
Adet RMS (ppm)
RMS (ppm)
116
115
114
113
112
111
110
109
3405.0
3405.1
3405.2
3405.3
3405.4
3405.5
3405.6
3405.7
3405.8
3406.0
3406.1
3406.2
3406.3
3406.4
3407.0
3407.1
3407.2
3420.0
3420.1
3420.2
3420.3
3421.0
3421.1
3421.2
3421.3
3422.0
3422.1
3422.2
3422.3
3422.4
3422.5
3422.6

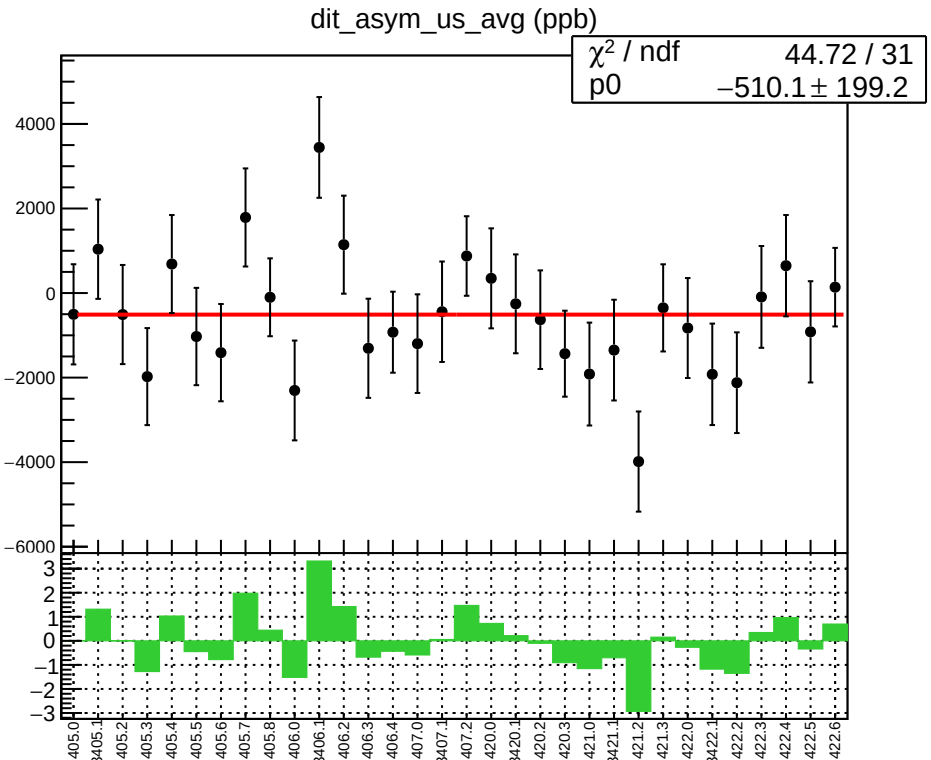
dit_asym_us_avg (ppb)
χ² / ndf 44.72 / 31
p0 −510.1 ± 199.2
4000
2000
0
−2000
−4000
−6000
3
2
1
0
−1
−2
−3
3405.0
3405.1
3405.2
3405.3
3405.4
3405.5
3405.6
3405.7
3405.8
3406.0
3406.1
3406.2
3406.3
3406.4
3407.0
3407.1
3407.2
3420.0
3420.1
3420.2
3420.3
3421.0
3421.1
3421.2
3421.3
3422.0
3422.1
3422.2
3422.3
3422.4
3422.5
3422.6

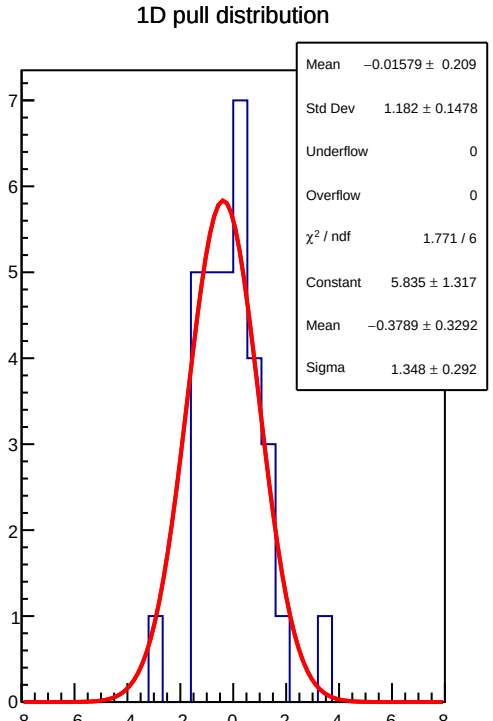
1D pull distribution
Mean −0.01579 ± 0.209
Std Dev 1.182 ± 0.1478
Underflow 0
Overflow 0
χ² / ndf 1.771 / 6
Constant 5.835 ± 1.317
Mean −0.3789 ± 0.3292
Sigma 1.348 ± 0.292
7
6
5
4
3
2
1
0
−8
−6
−4
−2
0
2
4
6
8

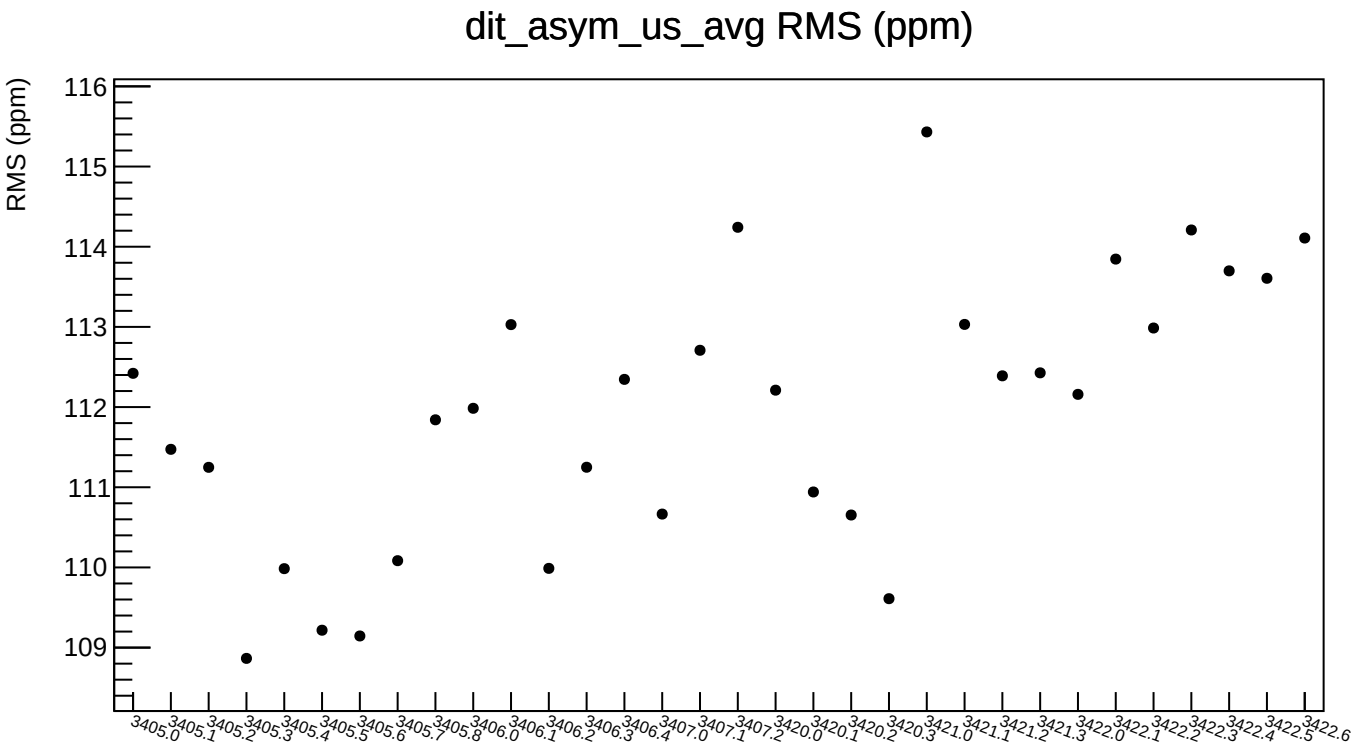
dit_asym_us_avg RMS (ppm)
RMS (ppm)
116
115
114
113
112
111
110
109
3405.0
3405.1
3405.2
3405.3
3405.4
3405.5
3405.6
3405.7
3405.8
3406.0
3406.1
3406.2
3406.3
3406.4
3407.0
3407.1
3407.2
3420.0
3420.1
3420.2
3420.3
3421.0
3421.1
3421.2
3421.3
3422.0
3422.1
3422.2
3422.3
3422.4
3422.5
3422.6

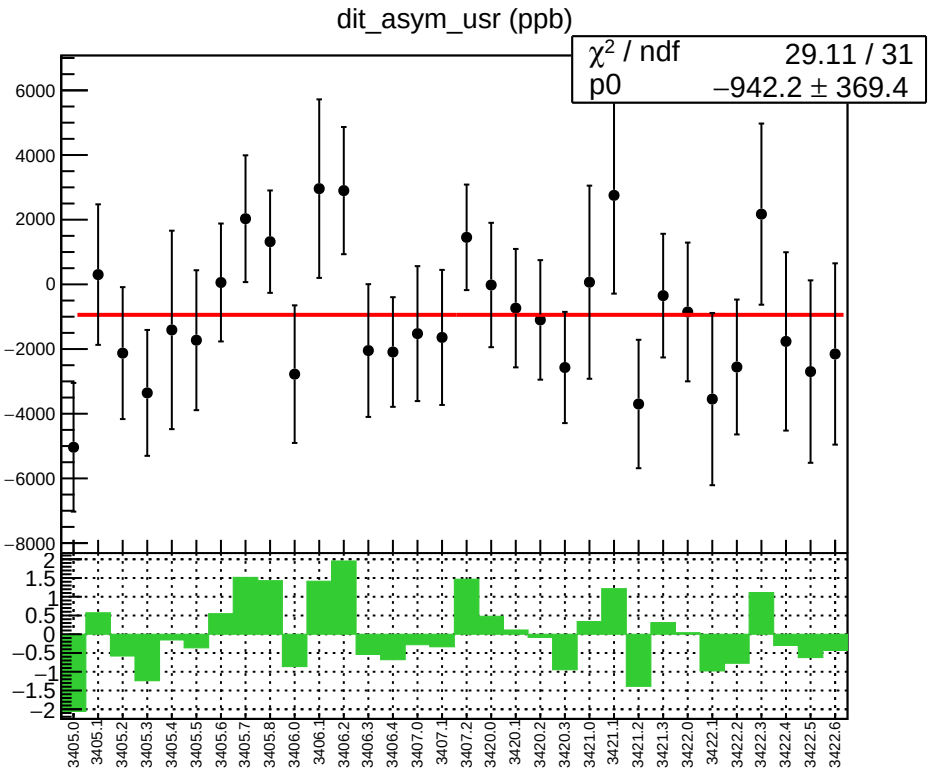
dit_asym_usr (ppb)
χ² / ndf 29.11 / 31
p0 −942.2 ± 369.4
6000
4000
2000
0
−2000
−4000
−6000
−8000
2
1.5
1
0.5
0
−0.5
−1
−1.5
−2
3405.0
3405.1
3405.2
3405.3
3405.4
3405.5
3405.6
3405.7
3405.8
3406.0
3406.1
3406.2
3406.3
3406.4
3407.0
3407.1
3407.2
3420.0
3420.1
3420.2
3420.3
3421.0
3421.1
3421.2
3421.3
3422.0
3422.1
3422.2
3422.3
3422.4
3422.5
3422.6

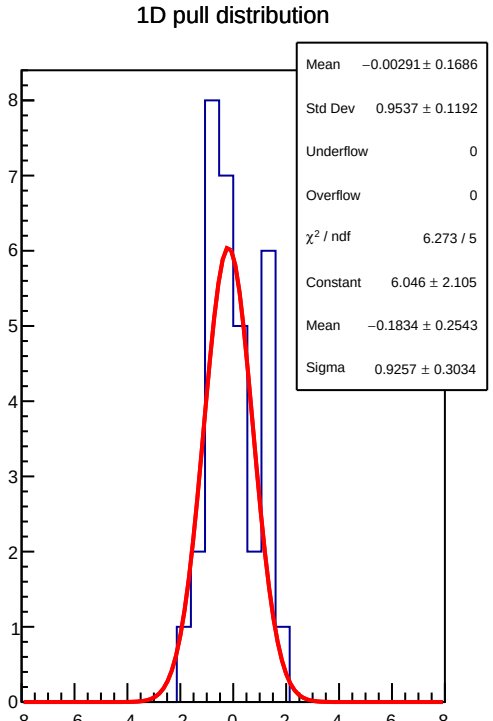
1D pull distribution
Mean −0.00291 ± 0.1686
Std Dev 0.9537 ± 0.1192
Underflow 0
Overflow 0
χ² / ndf 6.273 / 5
Constant 6.046 ± 2.105
Mean −0.1834 ± 0.2543
Sigma 0.9257 ± 0.3034
8
7
6
5
4
3
2
1
0
−8
−6
−4
−2
0
2
4
6
8

dit_asym_usr RMS (ppm)

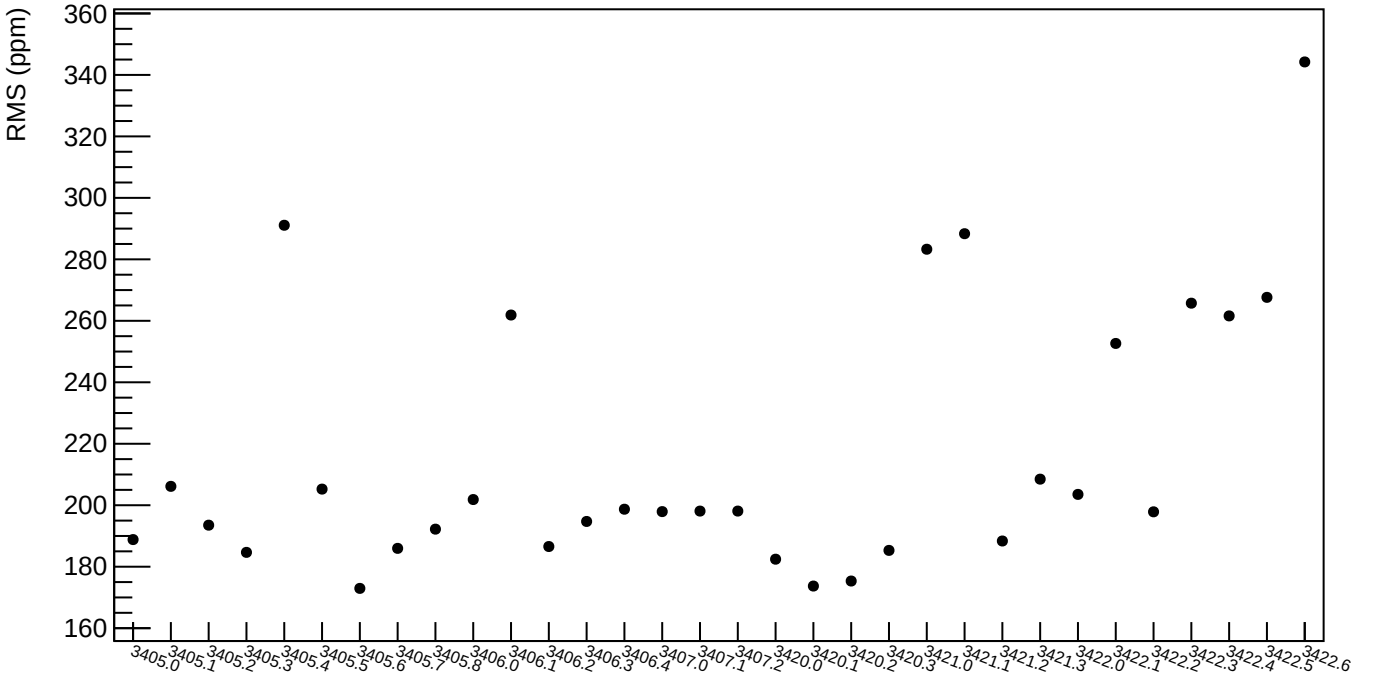

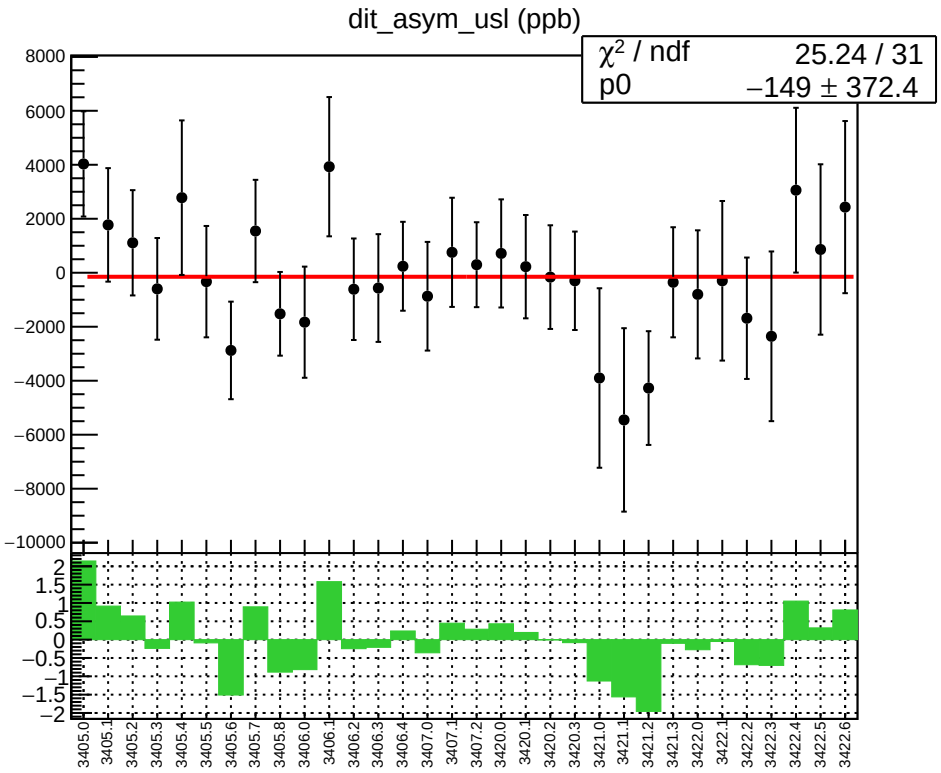
dit_asym_usl (ppb)
χ² / ndf 25.24 / 31
p0 −149 ± 372.4
8000
6000
4000
2000
0
−2000
−4000
−6000
−8000
−10000
2
1.5
1
0.5
0
−0.5
−1
−1.5
−2
3405.0
3405.1
3405.2
3405.3
3405.4
3405.5
3405.6
3405.7
3405.8
3406.0
3406.1
3406.2
3406.3
3406.4
3407.0
3407.1
3407.2
3420.0
3420.1
3420.2
3420.3
3421.0
3421.1
3421.2
3421.3
3422.0
3422.1
3422.2
3422.3
3422.4
3422.5
3422.6

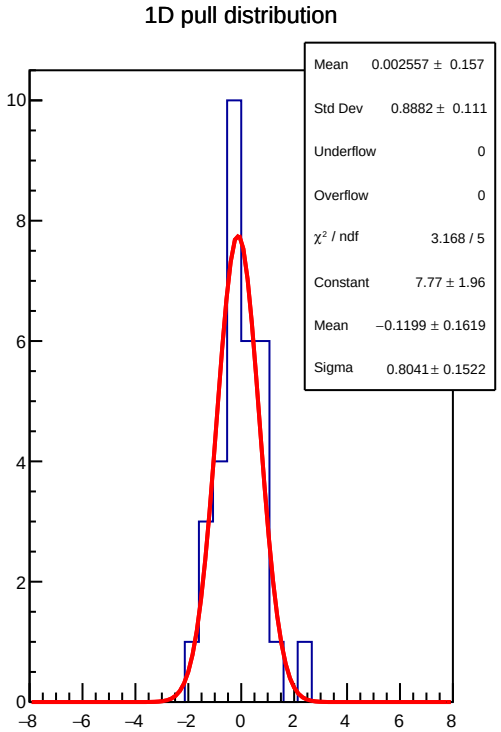
1D pull distribution
Mean 0.002557 ± 0.157
Std Dev 0.8882 ± 0.111
Underflow 0
Overflow 0
χ² / ndf 3.168 / 5
Constant 7.77 ± 1.96
Mean −0.1199 ± 0.1619
Sigma 0.8041 ± 0.1522
10
8
6
4
2
0
−8
−6
−4
−2
0
2
4
6
8

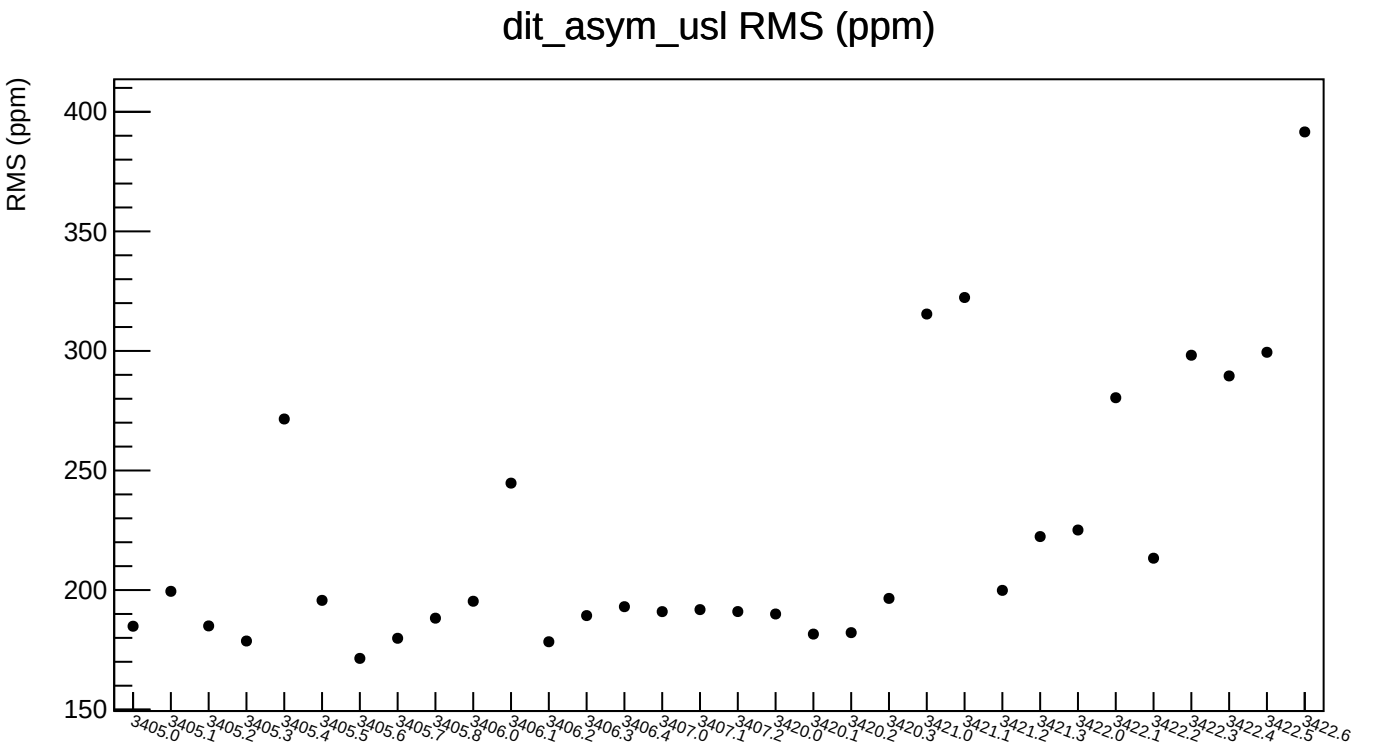
dit_asym_usl RMS (ppm)
RMS (ppm)
400
350
300
250
200
150
3405.0
3405.1
3405.2
3405.3
3405.4
3405.5
3405.6
3405.7
3405.8
3406.0
3406.1
3406.2
3406.3
3406.4
3407.0
3407.1
3407.2
3420.0
3420.1
3420.2
3420.3
3421.0
3421.1
3421.2
3421.3
3422.0
3422.1
3422.2
3422.3
3422.4
3422.5
3422.6

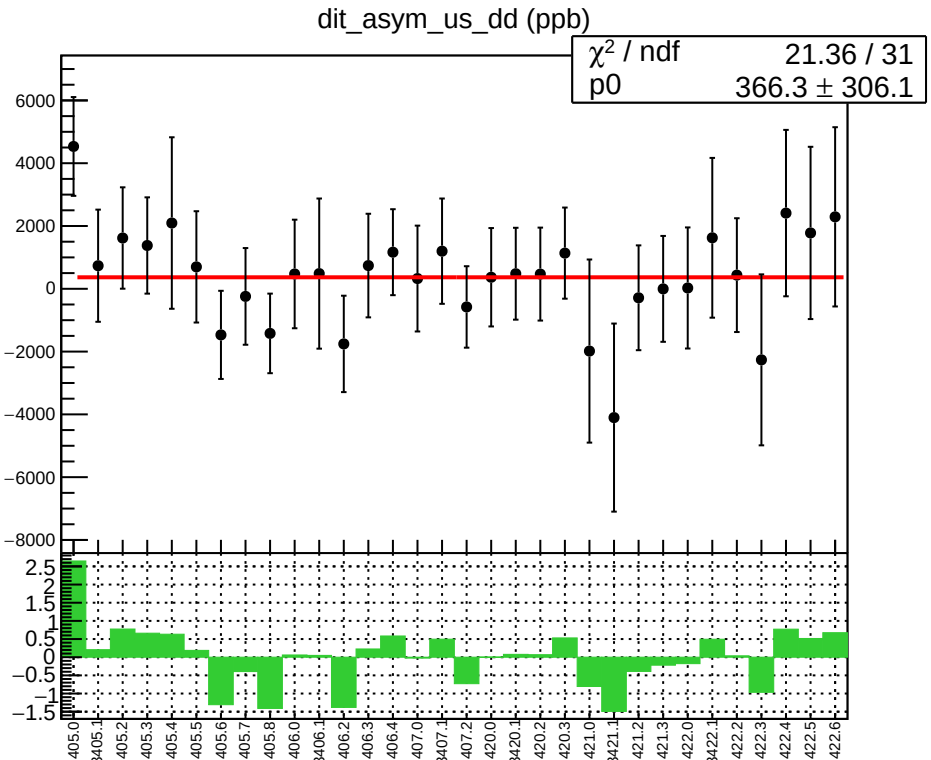
dit_asym_us_dd (ppb)
χ² / ndf 21.36 / 31
p0 366.3 ± 306.1
6000
4000
2000
0
−2000
−4000
−6000
−8000
2.5
2
1.5
1
0.5
0
−0.5
−1
−1.5
3405.0
3405.1
3405.2
3405.3
3405.4
3405.5
3405.6
3405.7
3405.8
3406.0
3406.1
3406.2
3406.3
3406.4
3407.0
3407.1
3407.2
3420.0
3420.1
3420.2
3420.3
3421.0
3421.1
3421.2
3421.3
3422.0
3422.1
3422.2
3422.3
3422.4
3422.5
3422.6

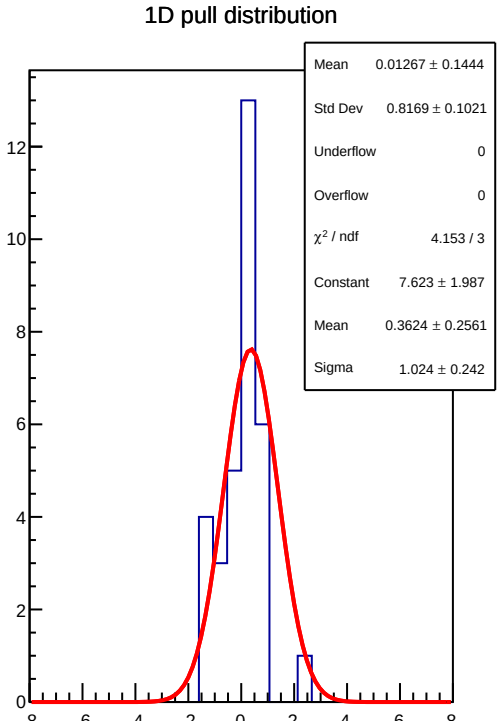
1D pull distribution
Mean 0.01267 ± 0.1444
Std Dev 0.8169 ± 0.1021
Underflow 0
Overflow 0
χ² / ndf 4.153 / 3
Constant 7.623 ± 1.987
Mean 0.3624 ± 0.2561
Sigma 1.024 ± 0.242
12
10
8
6
4
2
0
−8
−6
−4
−2
0
2
4
6
8

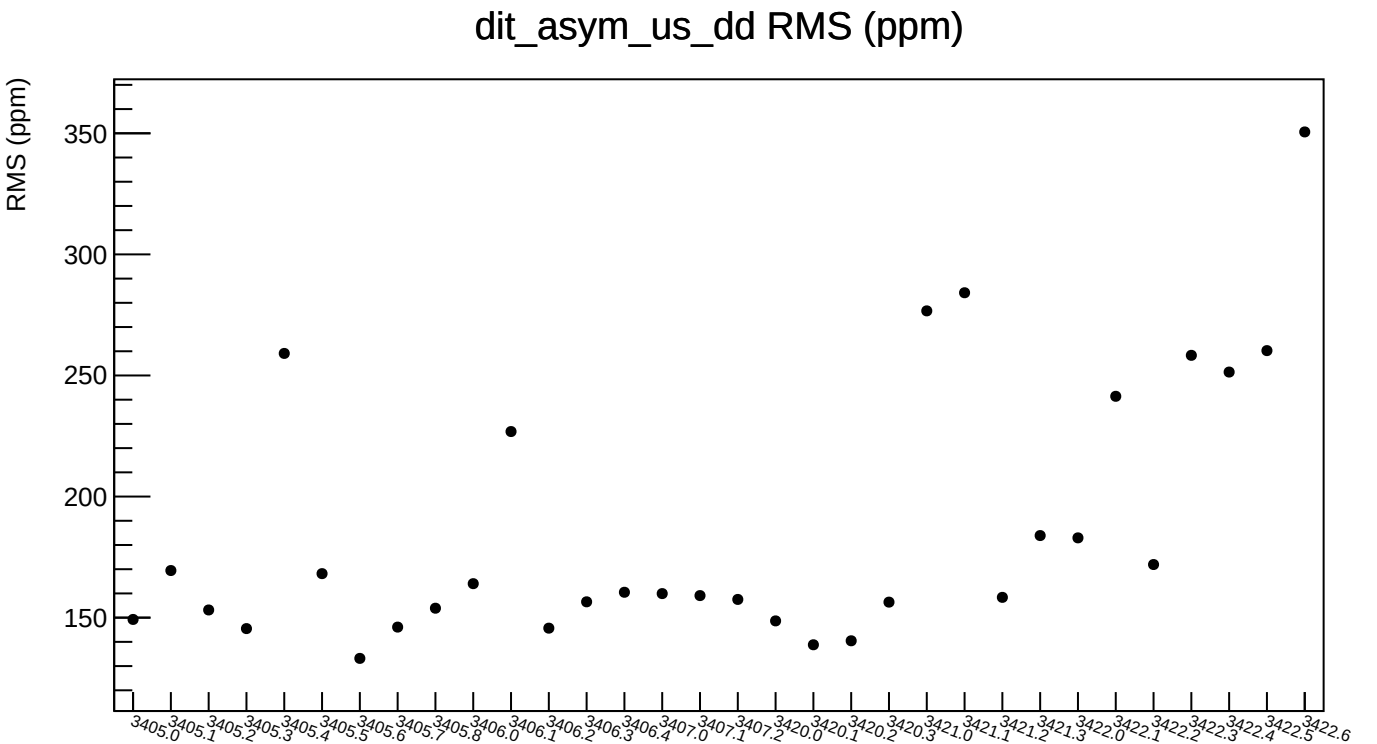
dit_asym_us_dd RMS (ppm)
RMS (ppm)
350
300
250
200
150
3405.0
3405.1
3405.2
3405.3
3405.4
3405.5
3405.6
3405.7
3405.8
3406.0
3406.1
3406.2
3406.3
3406.4
3407.0
3407.1
3407.2
3420.0
3420.1
3420.2
3420.3
3421.0
3421.1
3421.2
3421.3
3422.0
3422.1
3422.2
3422.3
3422.4
3422.5
3422.6