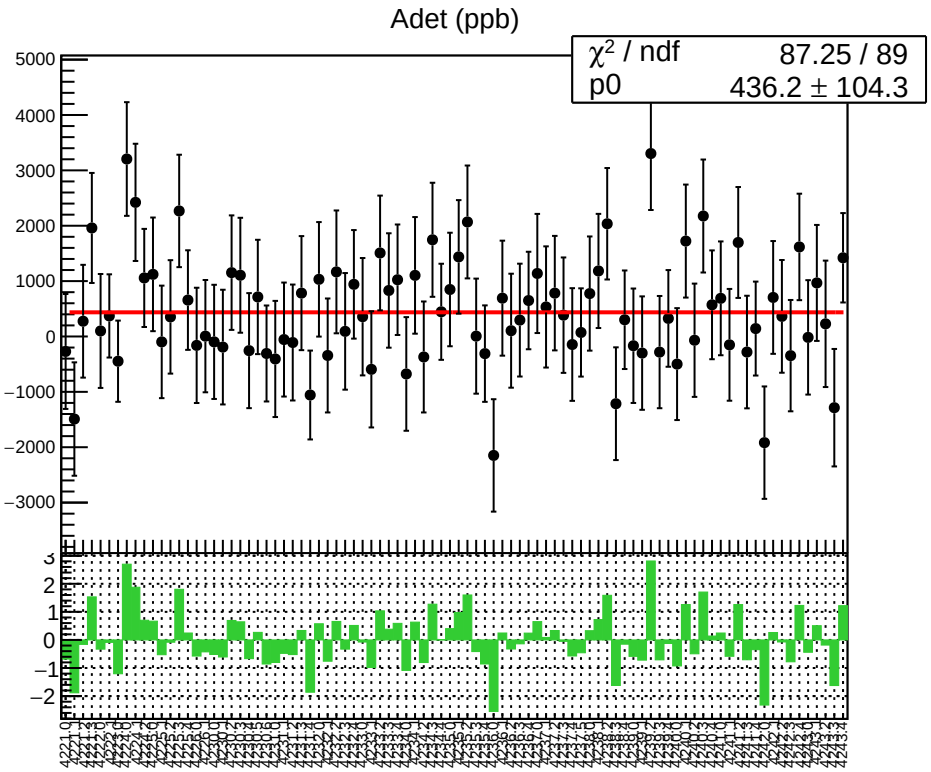
Adet (ppb)
χ² / ndf 87.25 / 89
p0 436.2 ± 104.3

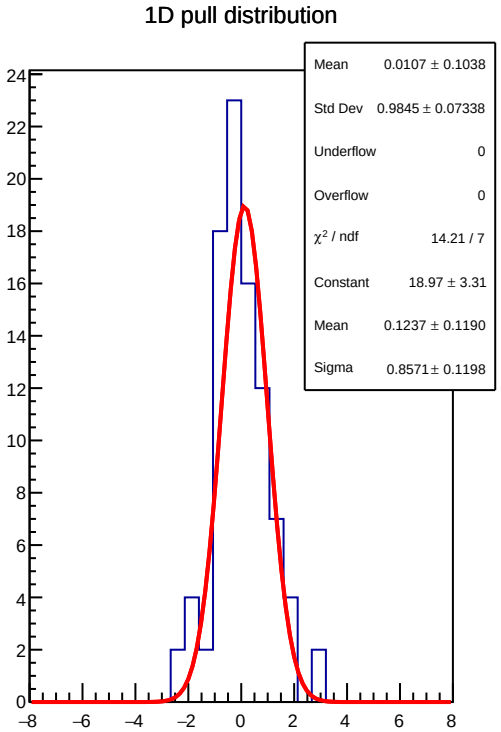
1D pull distribution
Mean 0.0107 ± 0.1038
Std Dev 0.9845 ± 0.07338
Underflow 0
Overflow 0
χ² / ndf 14.21 / 7
Constant 18.97 ± 3.31
Mean 0.1237 ± 0.1190
Sigma 0.8571 ± 0.1198

Adet RMS (ppm)

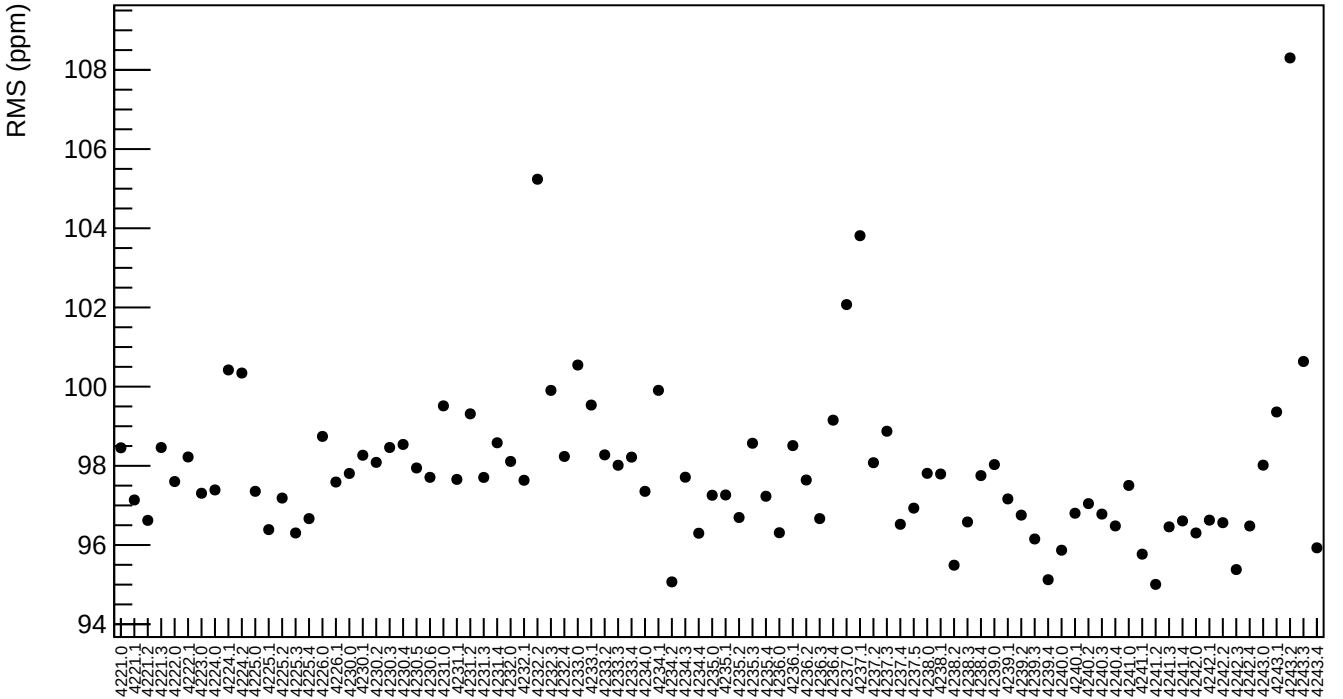
RMS (ppm)
108
106
104
102
100
98
96
94
4221.0
4221.1
4221.2
4221.3
4222.0
4222.1
4223.0
4224.0
4224.1
4224.2
4225.0
4225.1
4225.2
4225.3
4225.4
4226.0
4226.1
4230.0
4230.1
4230.2
4230.3
4230.4
4230.5
4230.6
4231.0
4231.1
4231.2
4231.3
4231.4
4232.0
4232.1
4232.2
4232.3
4232.4
4233.0
4233.1
4233.2
4233.3
4233.4
4234.0
4234.1
4234.2
4234.3
4234.4
4235.0
4235.1
4235.2
4235.3
4235.4
4236.0
4236.1
4236.2
4236.3
4236.4
4237.0
4237.1
4237.2
4237.3
4237.4
4237.5
4238.0
4238.1
4238.2
4238.3
4238.4
4239.0
4239.1
4239.2
4239.3
4239.4
4240.0
4240.1
4240.2
4240.3
4240.4
4241.0
4241.1
4241.2
4241.3
4241.4
4242.0
4242.1
4242.2
4242.3
4242.4
4243.0
4243.1
4243.2
4243.3
4243.4

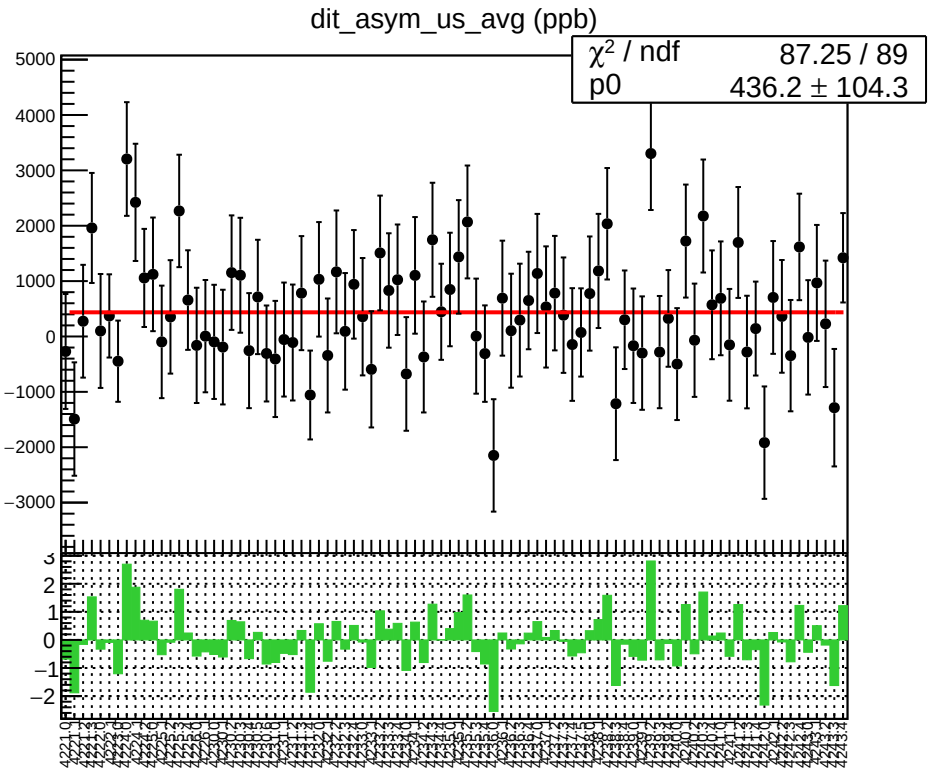
dit_asym_us_avg (ppb)
χ² / ndf 87.25 / 89
p0 436.2 ± 104.3

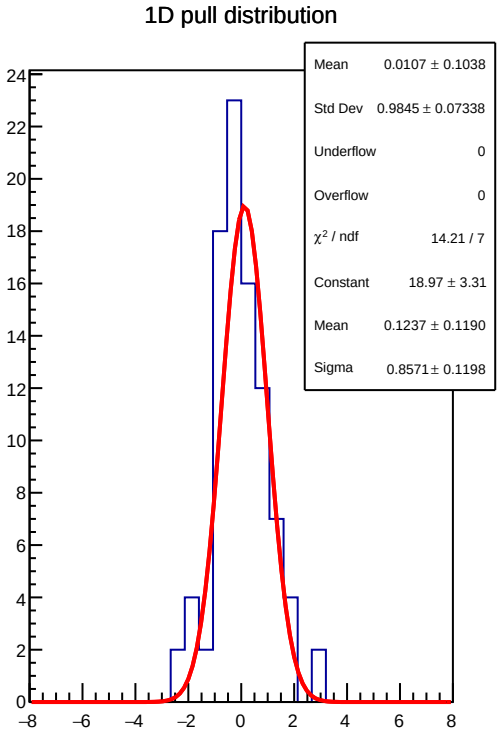
1D pull distribution
Mean 0.0107 ± 0.1038
Std Dev 0.9845 ± 0.07338
Underflow 0
Overflow 0
χ² / ndf 14.21 / 7
Constant 18.97 ± 3.31
Mean 0.1237 ± 0.1190
Sigma 0.8571 ± 0.1198

dit_asym_us_avg RMS (ppm)

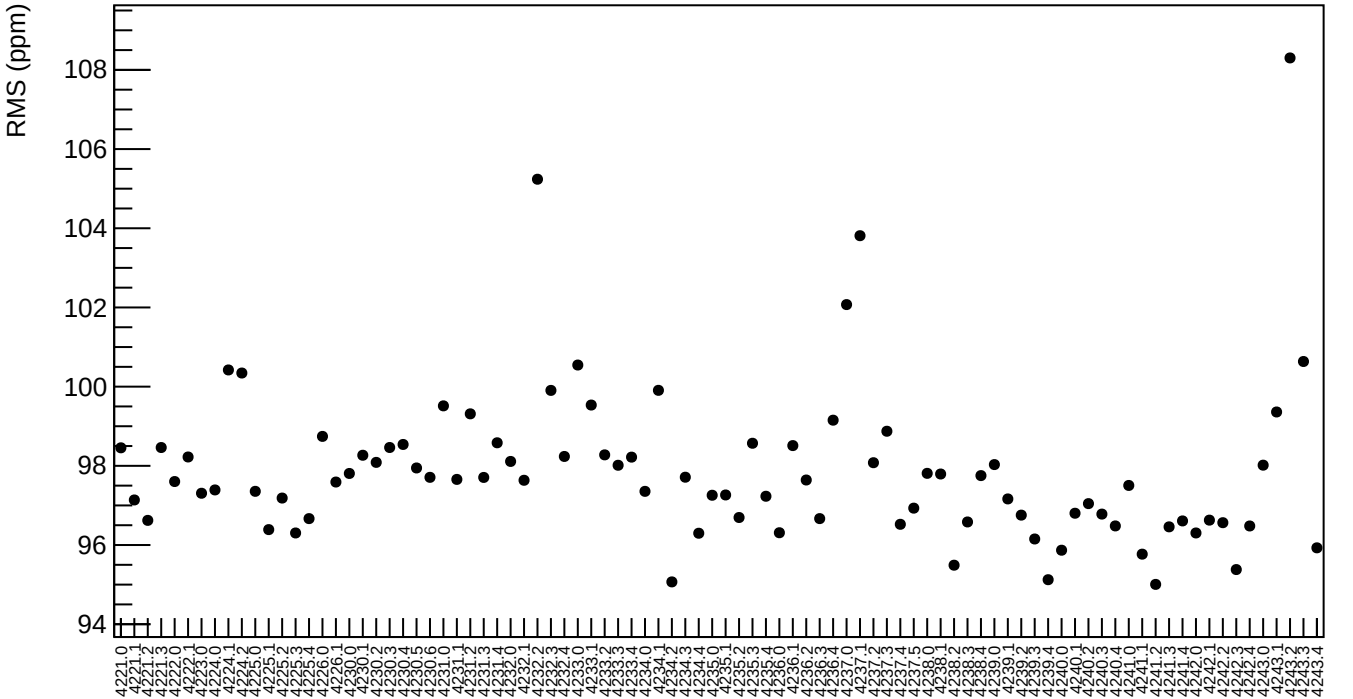

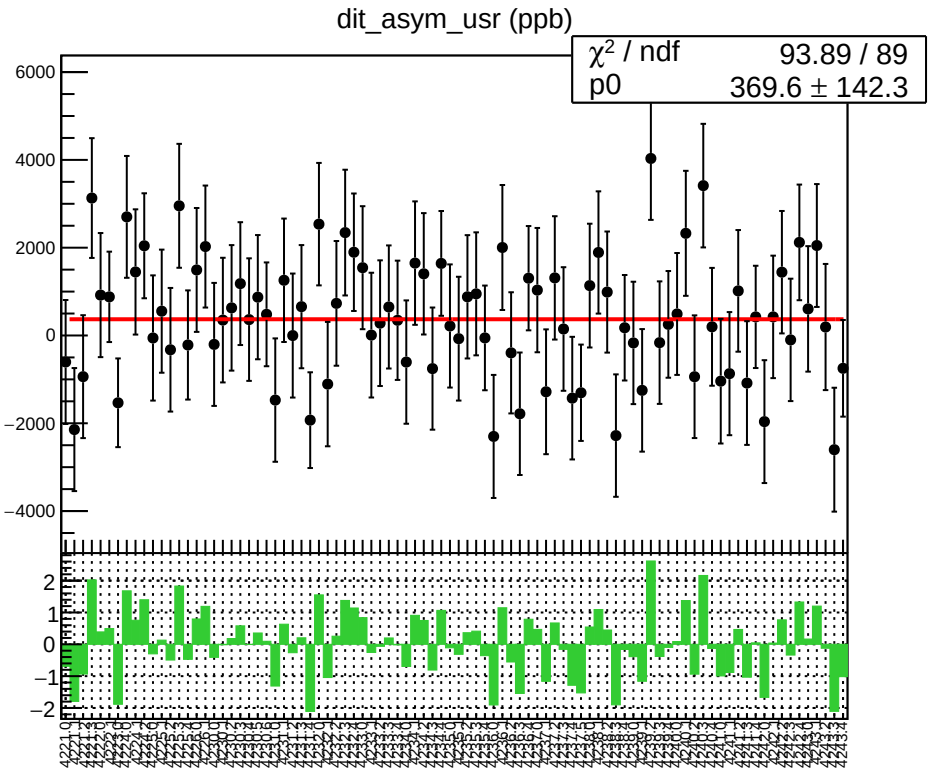
dit_asym_usr (ppb)
χ² / ndf 93.89 / 89
p0 369.6 ± 142.3

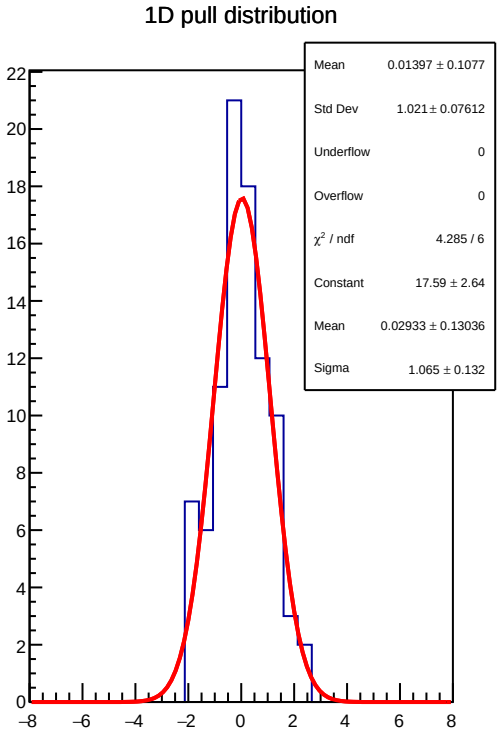
1D pull distribution
Mean 0.01397 ± 0.1077
Std Dev 1.021 ± 0.07612
Underflow 0
Overflow 0
χ² / ndf 4.285 / 6
Constant 17.59 ± 2.64
Mean 0.02933 ± 0.13036
Sigma 1.065 ± 0.132

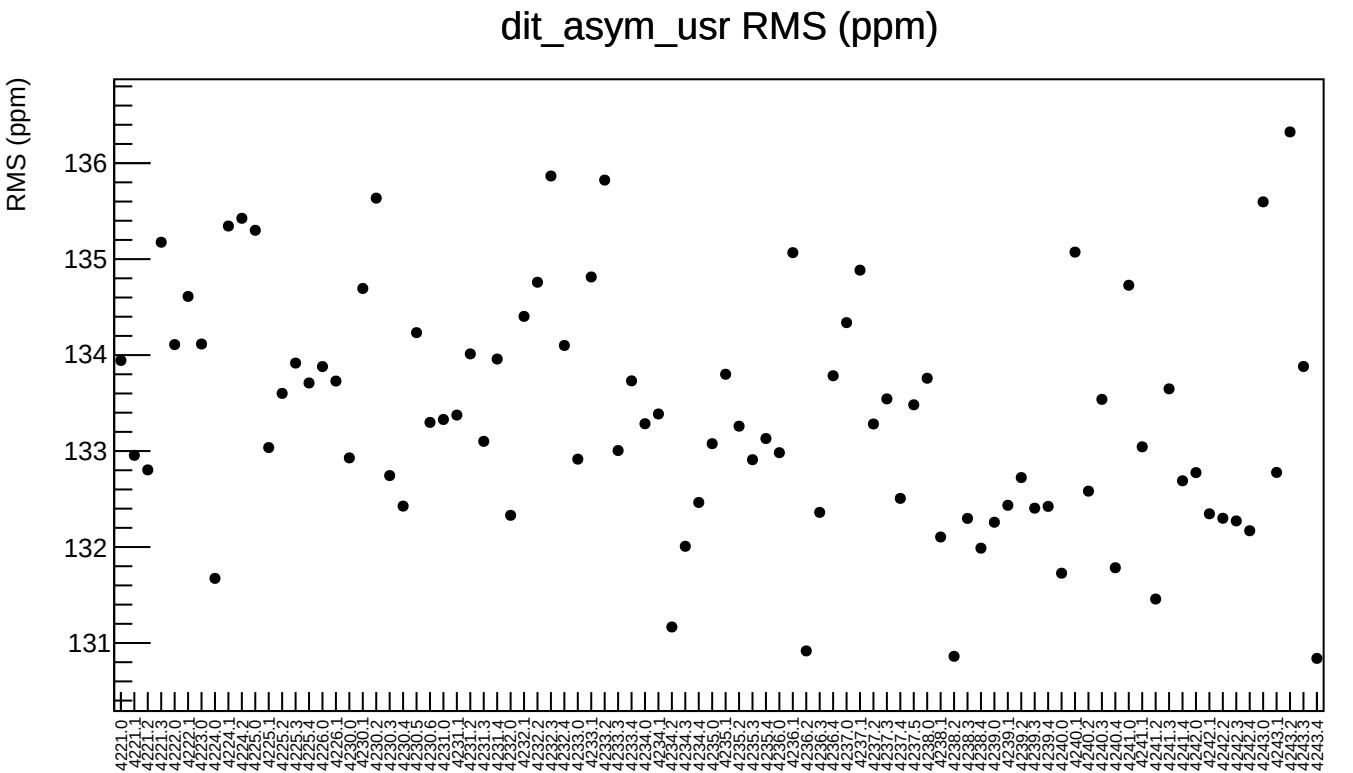
dit_asym_usr RMS (ppm)
RMS (ppm)
136
135
134
133
132
131
4221.0
4221.1
4221.2
4221.3
4222.0
4222.1
4223.0
4224.0
4224.1
4224.2
4224.3
4225.0
4225.1
4225.2
4225.3
4225.4
4226.0
4226.1
4230.0
4230.1
4230.2
4230.3
4230.4
4230.5
4230.6
4231.0
4231.1
4231.2
4231.3
4231.4
4232.0
4232.1
4232.2
4232.3
4232.4
4232.5
4233.0
4233.1
4233.2
4233.3
4233.4
4234.0
4234.1
4234.2
4234.3
4234.4
4235.0
4235.1
4235.2
4235.3
4235.4
4236.0
4236.1
4236.2
4236.3
4236.4
4237.0
4237.1
4237.2
4237.3
4237.4
4237.5
4238.0
4238.2
4238.3
4238.4
4239.0
4239.1
4239.2
4239.3
4239.4
4240.0
4240.1
4240.2
4240.3
4240.4
4241.0
4241.1
4241.2
4241.3
4241.4
4242.0
4242.1
4242.2
4242.3
4242.4
4243.0
4243.1
4243.2
4243.3
4243.4

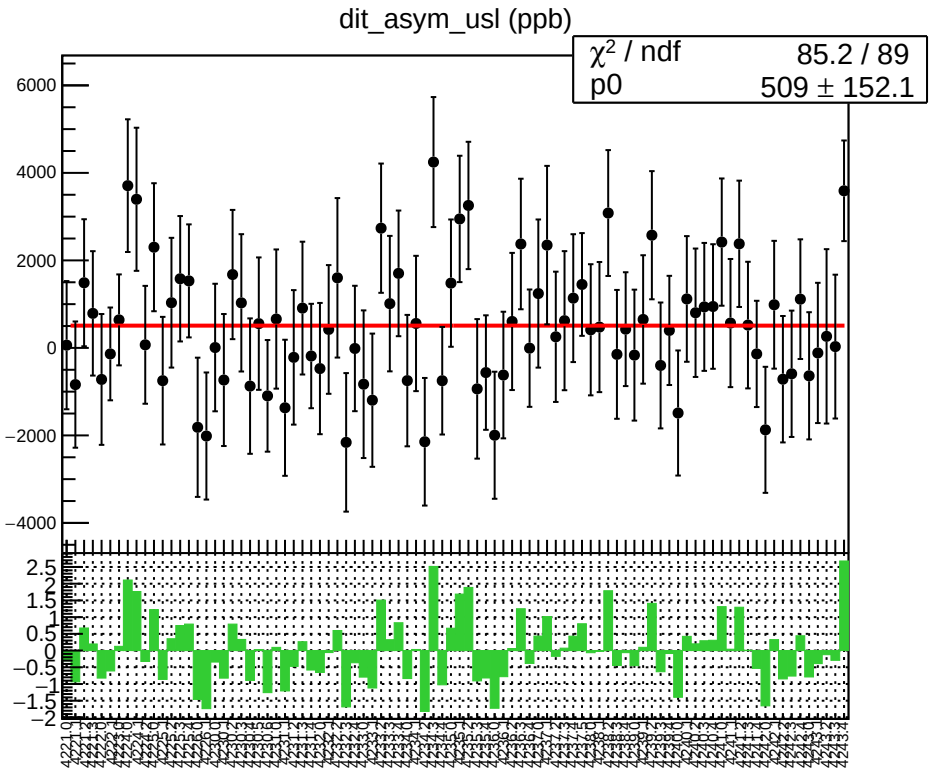
dit_asym_usl (ppb)
χ² / ndf 85.2 / 89
p0 509 ± 152.1

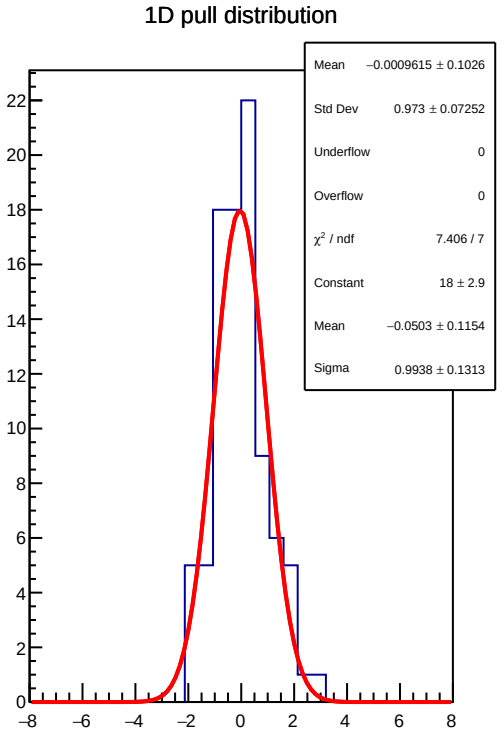
1D pull distribution
Mean −0.0009615 ± 0.1026
Std Dev 0.973 ± 0.07252
Underflow 0
Overflow 0
χ² / ndf 7.406 / 7
Constant 18 ± 2.9
Mean −0.0503 ± 0.1154
Sigma 0.9938 ± 0.1313

dit_asym_usl RMS (ppm)

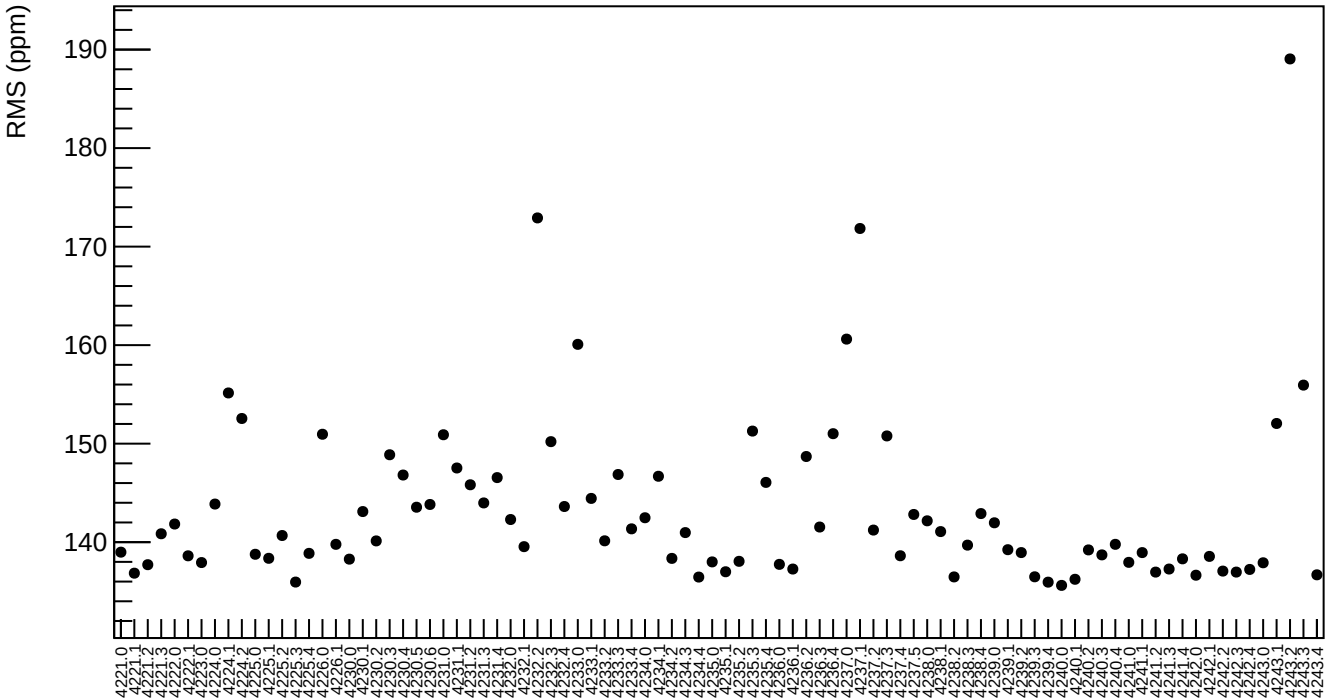

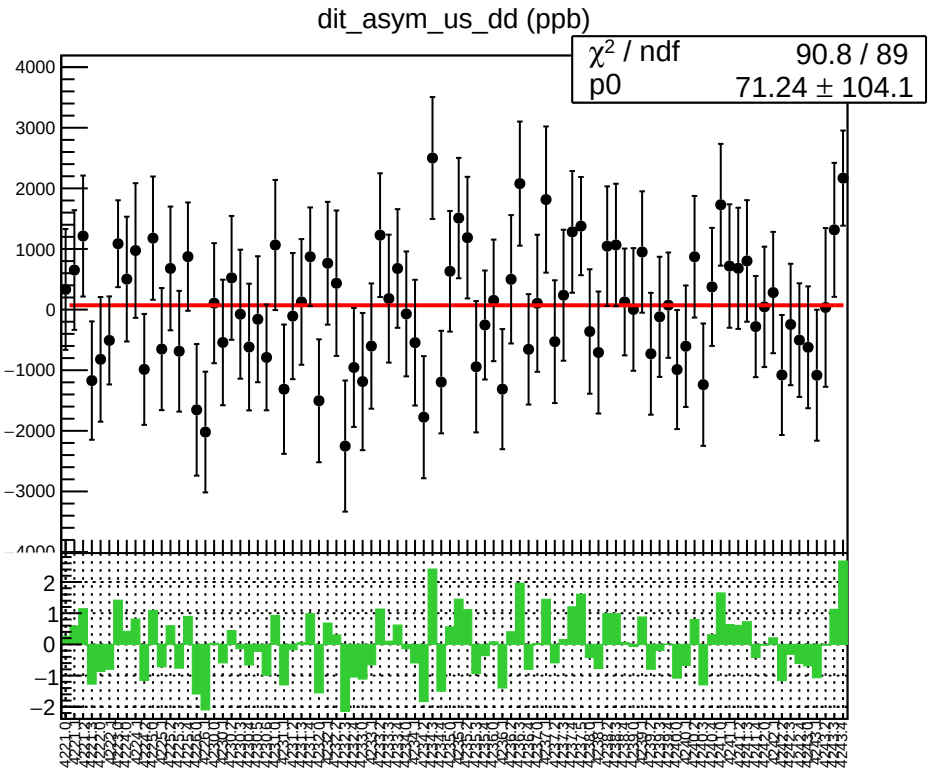
dit_asym_us_dd (ppb)
χ² / ndf 90.8 / 89
p0 71.24 ± 104.1

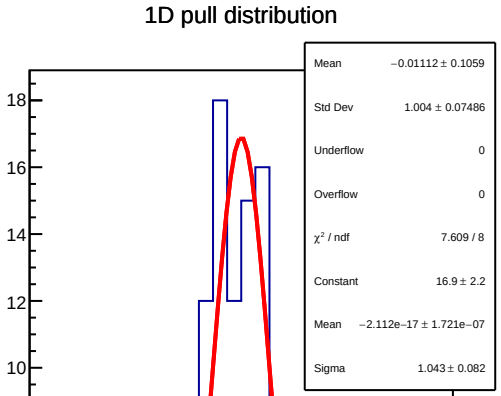
1D pull distribution
Mean −0.01112 ± 0.1059
Std Dev 1.004 ± 0.07486
Underflow 0
Overflow 0
χ² / ndf 7.609 / 8
Constant 16.9 ± 2.2
Mean −2.112e−17 ± 1.721e−07
Sigma 1.043 ± 0.082
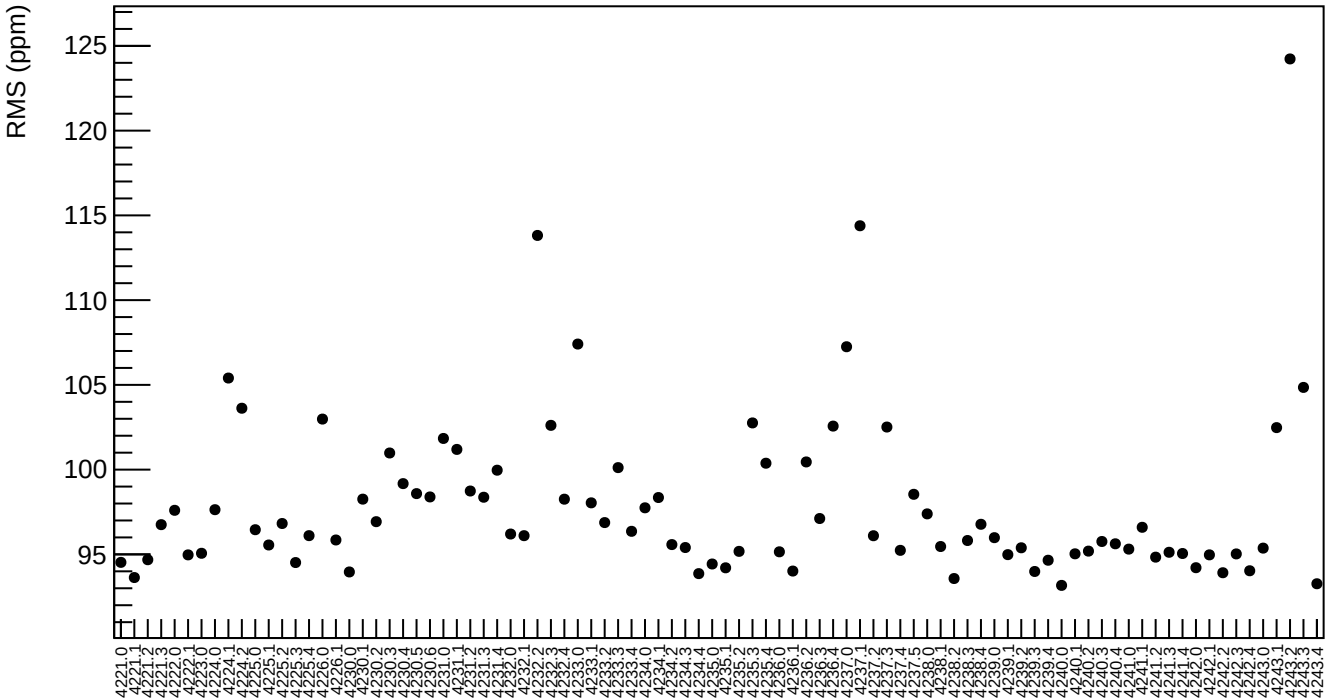
dit_asym_us_dd RMS (ppm)