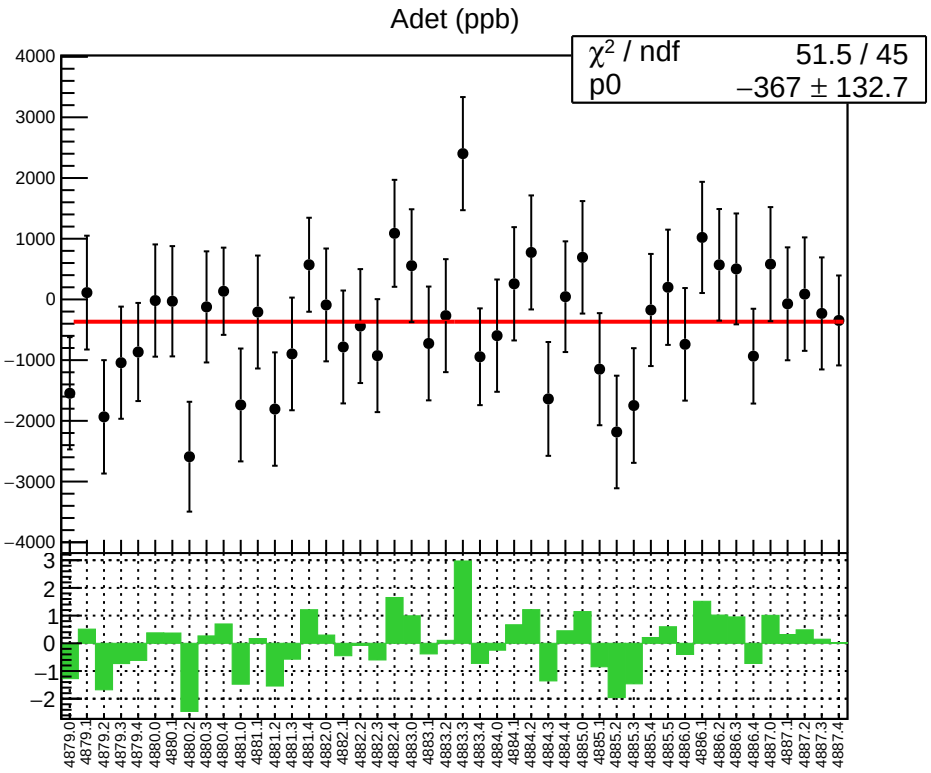
Adet (ppb)
χ² / ndf 51.5 / 45
p0 −367 ± 132.7
4000
3000
2000
1000
0
−1000
−2000
−3000
−4000
3
2
1
0
−1
−2
4879.0
4879.1
4879.2
4879.3
4879.4
4880.0
4880.1
4880.2
4880.3
4880.4
4881.0
4881.1
4881.2
4881.3
4881.4
4882.0
4882.1
4882.2
4882.3
4882.4
4883.0
4883.1
4883.2
4883.3
4883.4
4884.0
4884.1
4884.2
4884.3
4884.4
4885.0
4885.1
4885.2
4885.3
4885.4
4885.5
4886.0
4886.1
4886.2
4886.3
4886.4
4887.0
4887.1
4887.2
4887.3
4887.4

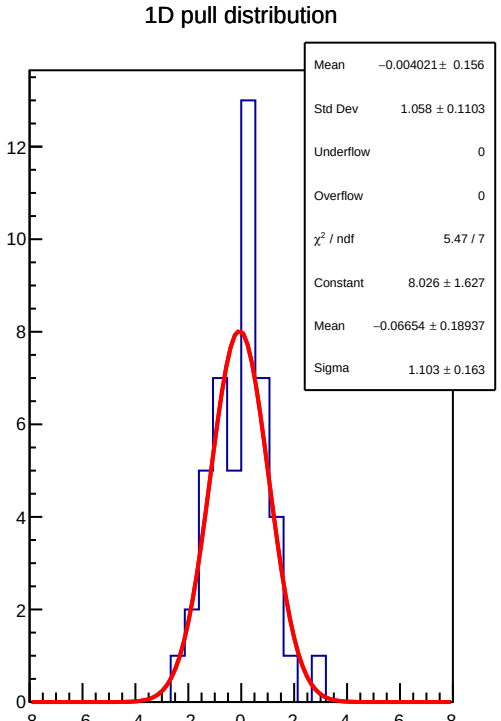
1D pull distribution
Mean −0.004021 ± 0.156
Std Dev 1.058 ± 0.1103
Underflow 0
Overflow 0
χ² / ndf 5.47 / 7
Constant 8.026 ± 1.627
Mean −0.06654 ± 0.18937
Sigma 1.103 ± 0.163
12
10
8
6
4
2
0
−8
−6
−4
−2
0
2
4
6
8

Adet RMS (ppm)

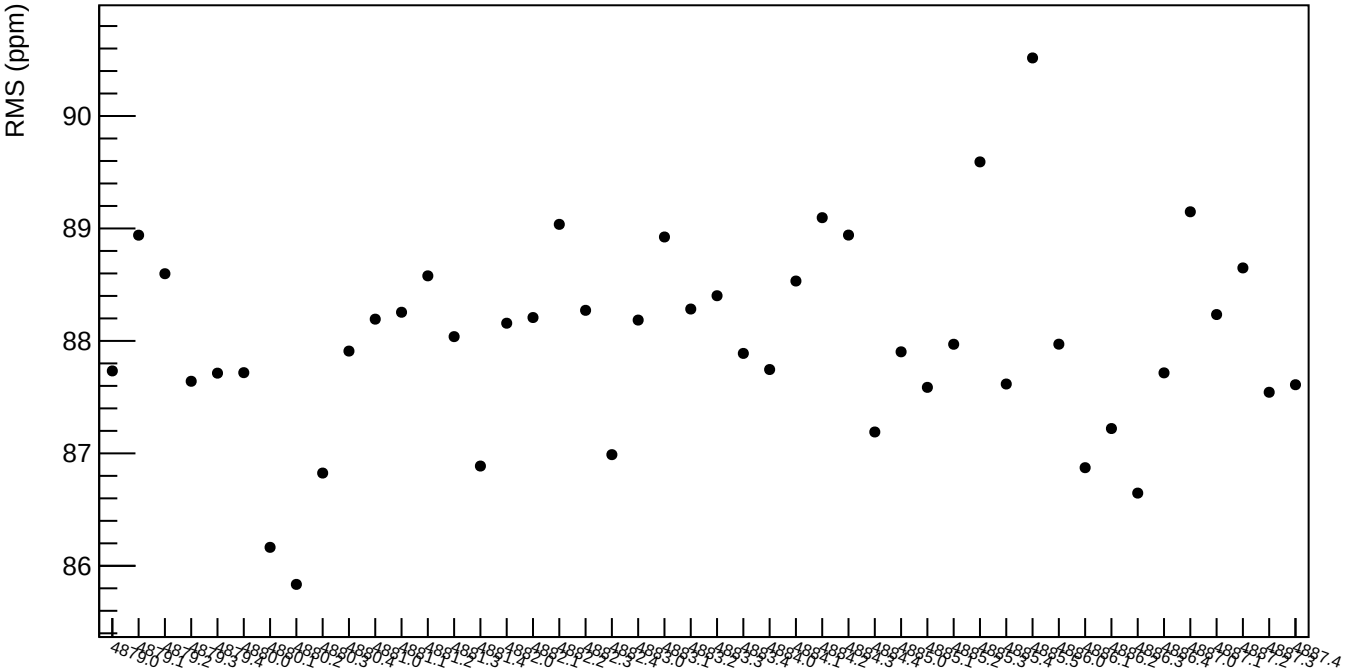

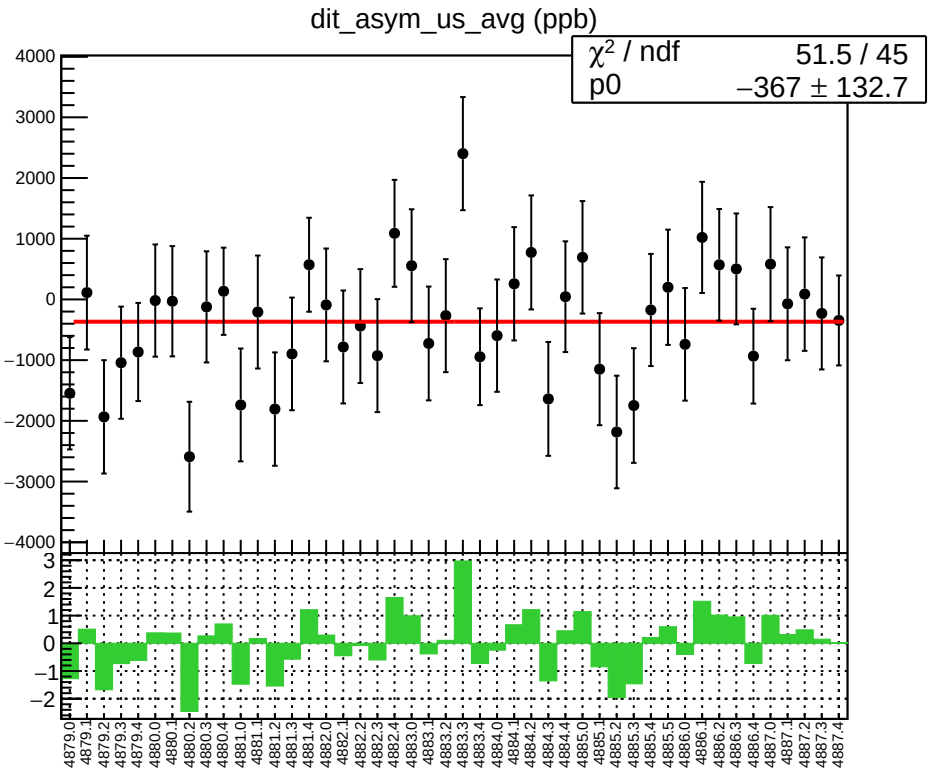
dit_asym_us_avg (ppb)
χ² / ndf 51.5 / 45
p0 −367 ± 132.7
4000
3000
2000
1000
0
−1000
−2000
−3000
−4000
3
2
1
0
−1
−2
4879.0
4879.1
4879.2
4879.3
4879.4
4880.0
4880.1
4880.2
4880.3
4880.4
4881.0
4881.1
4881.2
4881.3
4881.4
4882.0
4882.1
4882.2
4882.3
4882.4
4883.0
4883.1
4883.2
4883.3
4883.4
4884.0
4884.1
4884.2
4884.3
4884.4
4885.0
4885.1
4885.2
4885.3
4885.4
4885.5
4886.0
4886.1
4886.2
4886.3
4886.4
4887.0
4887.1
4887.2
4887.3
4887.4

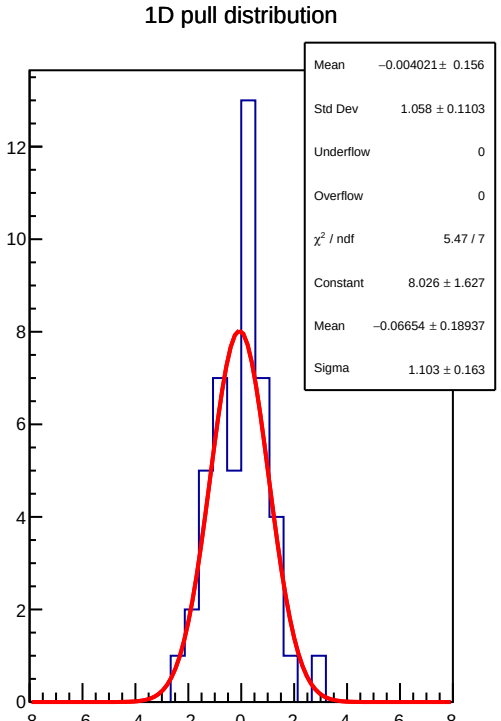
1D pull distribution
Mean −0.004021 ± 0.156
Std Dev 1.058 ± 0.1103
Underflow 0
Overflow 0
χ² / ndf 5.47 / 7
Constant 8.026 ± 1.627
Mean −0.06654 ± 0.18937
Sigma 1.103 ± 0.163
12
10
8
6
4
2
0
−8
−6
−4
−2
0
2
4
6
8

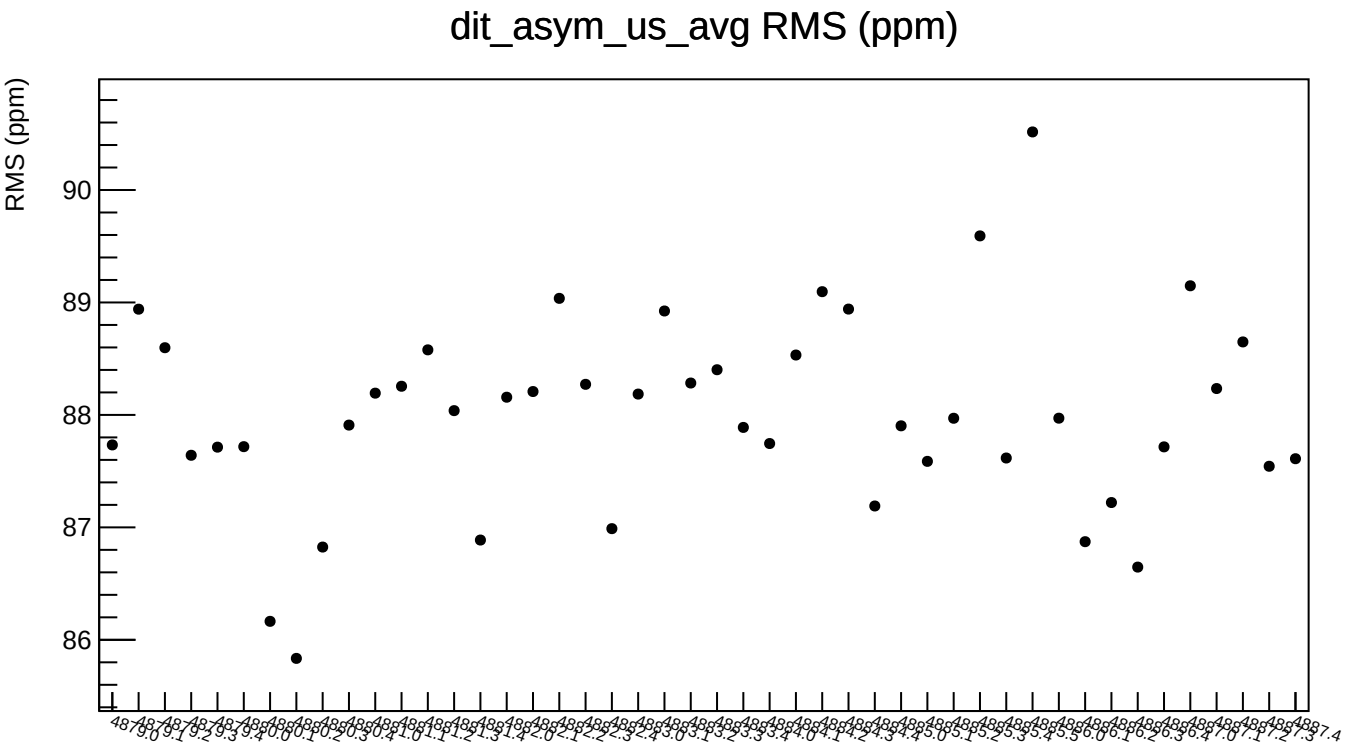
dit_asym_us_avg RMS (ppm)
RMS (ppm)
90
89
88
87
86

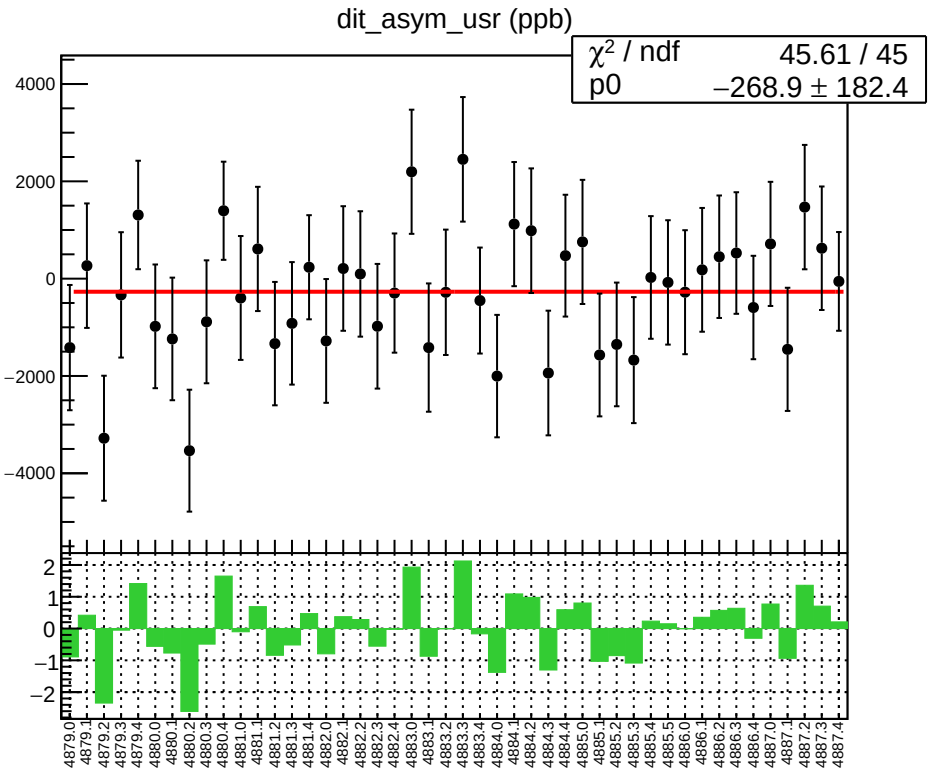
dit_asym_usr (ppb)
χ² / ndf 45.61 / 45
p0 −268.9 ± 182.4
4000
2000
0
−2000
−4000
2
1
0
−1
−2
4879.0
4879.1
4879.2
4879.3
4879.4
4880.0
4880.1
4880.2
4880.3
4880.4
4881.0
4881.1
4881.2
4881.3
4881.4
4882.0
4882.1
4882.2
4882.3
4882.4
4883.0
4883.1
4883.2
4883.3
4883.4
4884.0
4884.1
4884.2
4884.3
4884.4
4885.0
4885.1
4885.2
4885.3
4885.4
4885.5
4886.0
4886.1
4886.2
4886.3
4886.4
4887.0
4887.1
4887.2
4887.3
4887.4

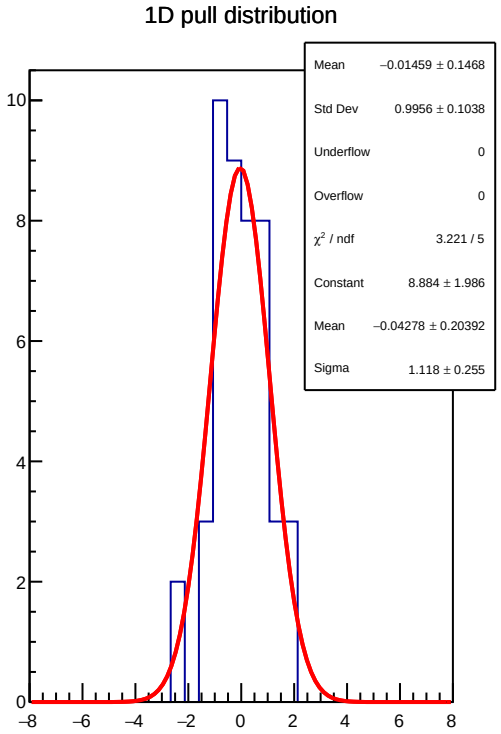
1D pull distribution
Mean −0.01459 ± 0.1468
Std Dev 0.9956 ± 0.1038
Underflow 0
Overflow 0
χ² / ndf 3.221 / 5
Constant 8.884 ± 1.986
Mean −0.04278 ± 0.20392
Sigma 1.118 ± 0.255
10
8
6
4
2
0
−8
−6
−4
−2
0
2
4
6
8

dit_asym_usr RMS (ppm)

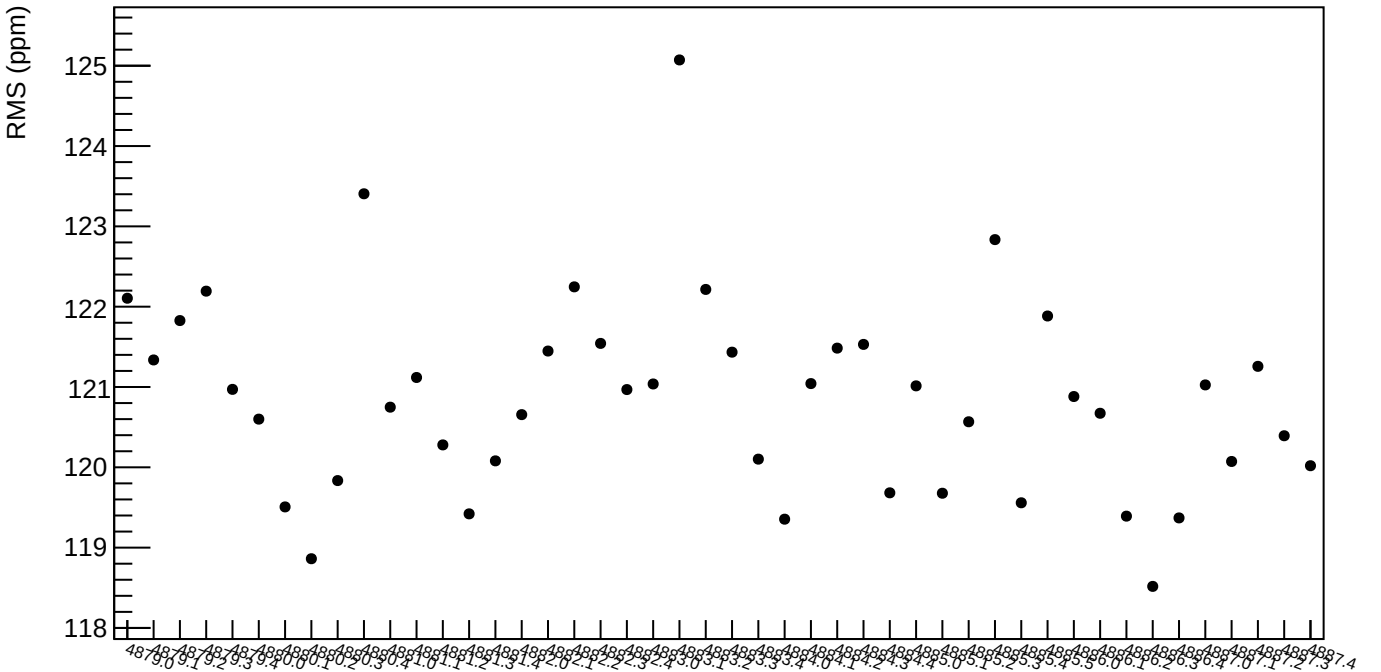

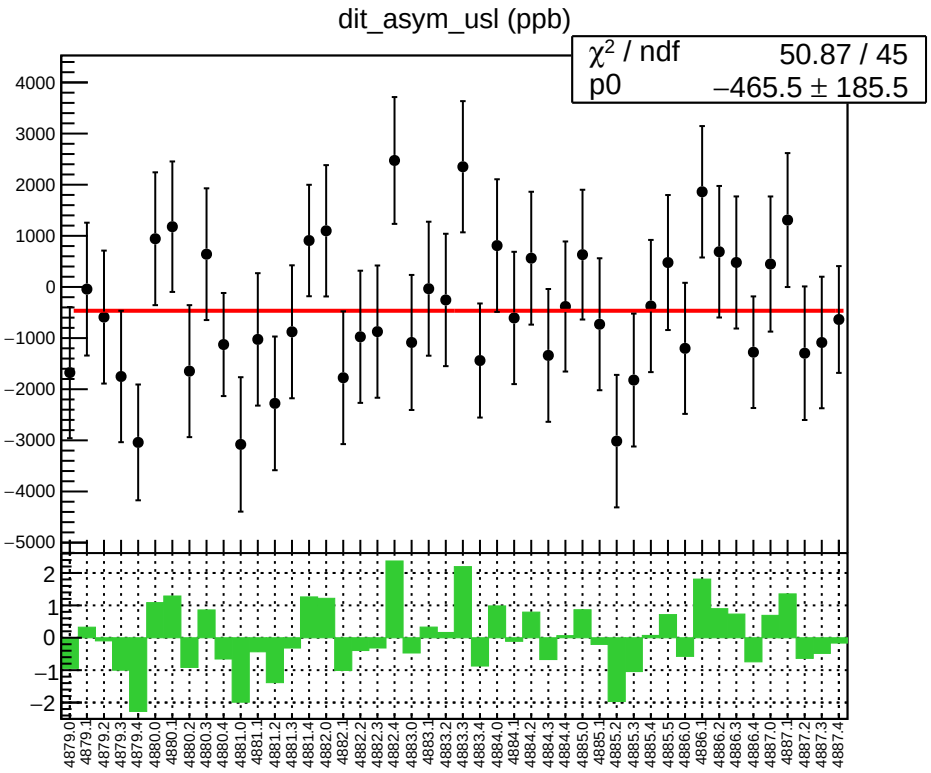
dit_asym_usl (ppb)
χ² / ndf 50.87 / 45
p0 −465.5 ± 185.5

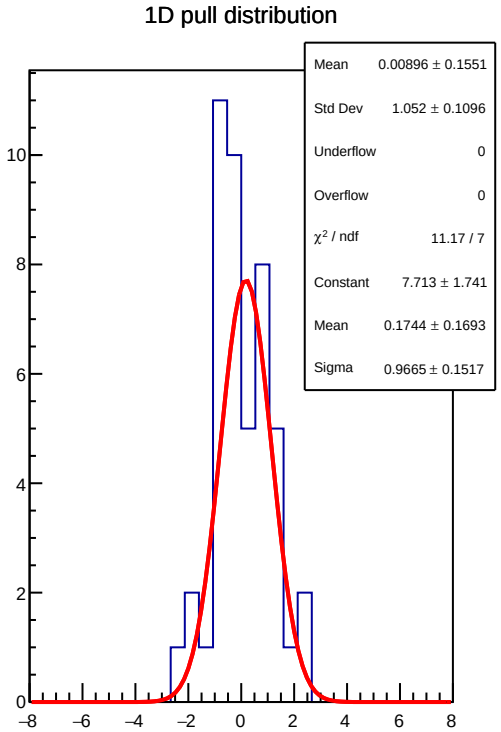
1D pull distribution
Mean 0.00896 ± 0.1551
Std Dev 1.052 ± 0.1096
Underflow 0
Overflow 0
χ² / ndf 11.17 / 7
Constant 7.713 ± 1.741
Mean 0.1744 ± 0.1693
Sigma 0.9665 ± 0.1517

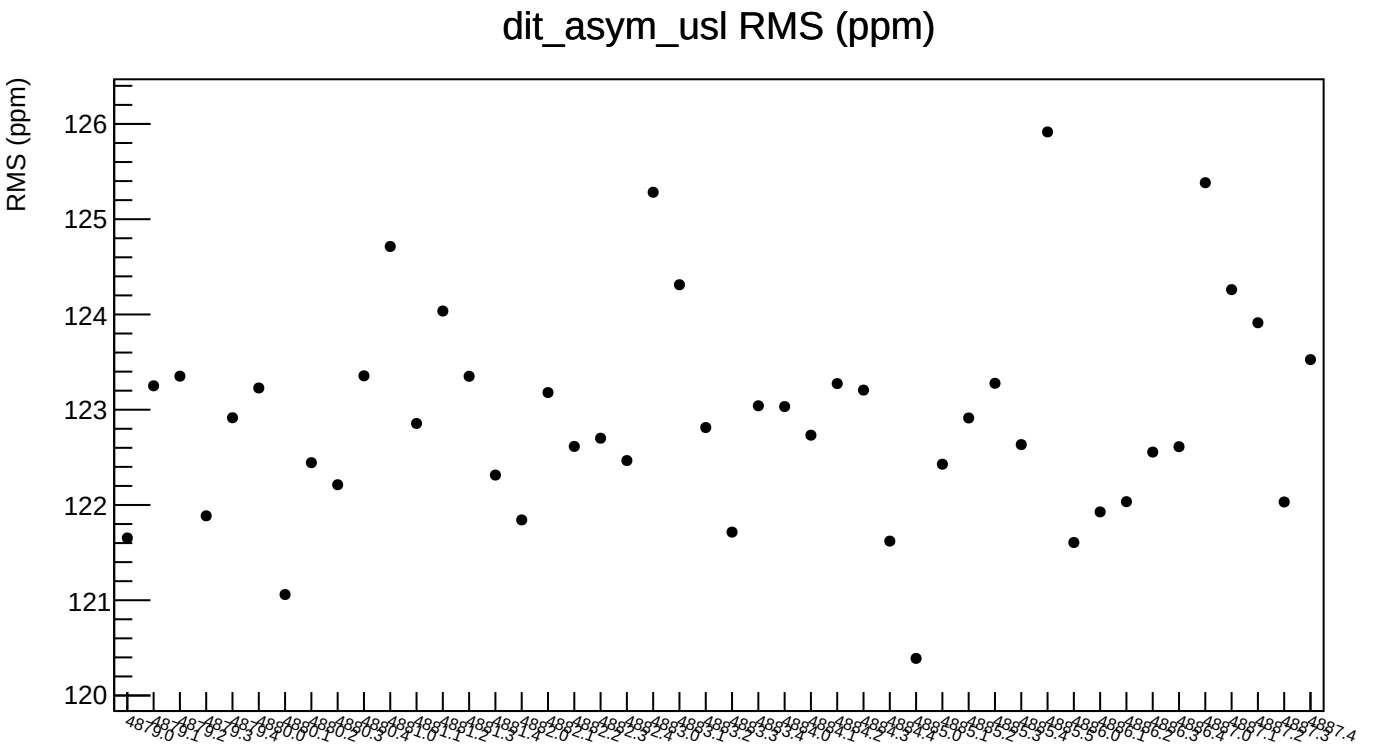
dit_asym_usl RMS (ppm)
RMS (ppm)
126
125
124
123
122
121
120

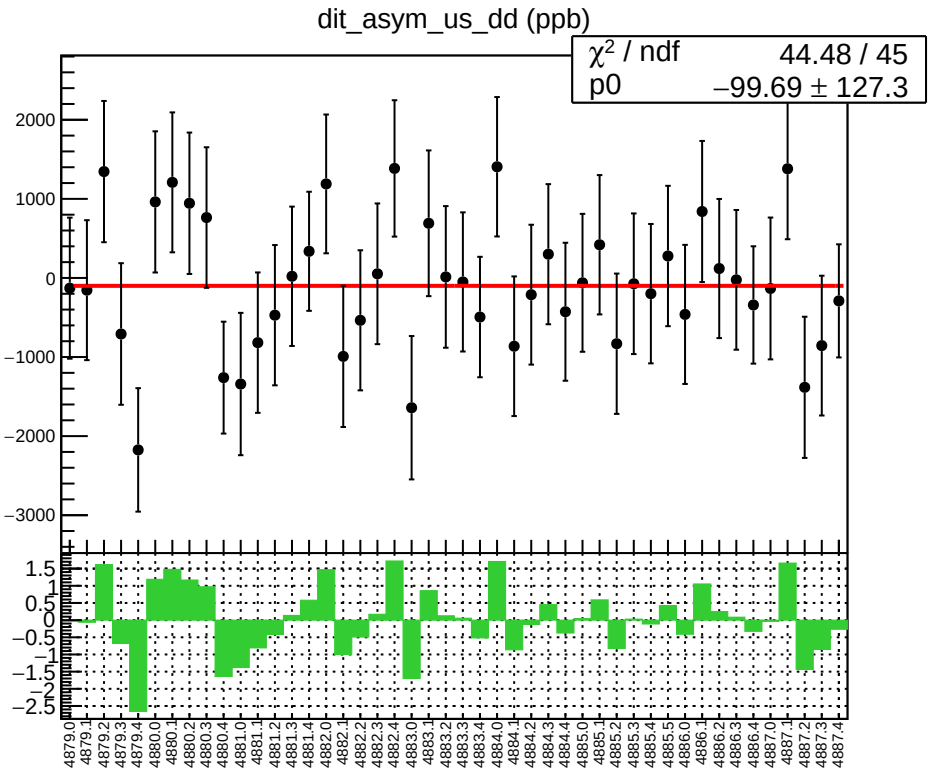
dit_asym_us_dd (ppb)
χ² / ndf 44.48 / 45
p0 −99.69 ± 127.3

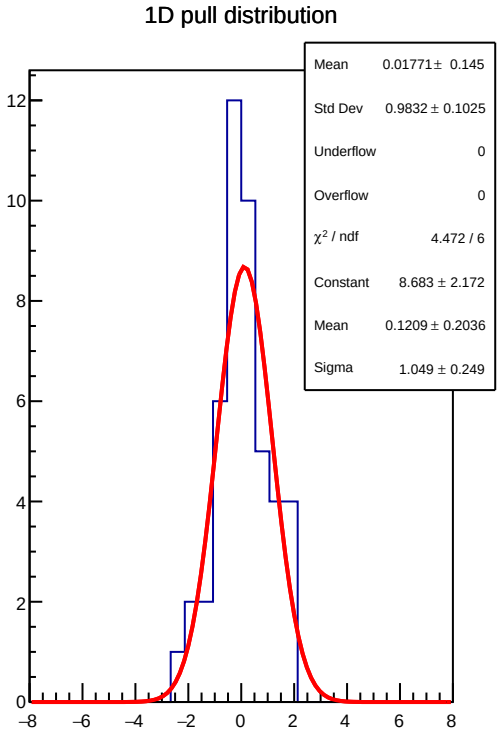
1D pull distribution
Mean 0.01771 ± 0.145
Std Dev 0.9832 ± 0.1025
Underflow 0
Overflow 0
χ² / ndf 4.472 / 6
Constant 8.683 ± 2.172
Mean 0.1209 ± 0.2036
Sigma 1.049 ± 0.249
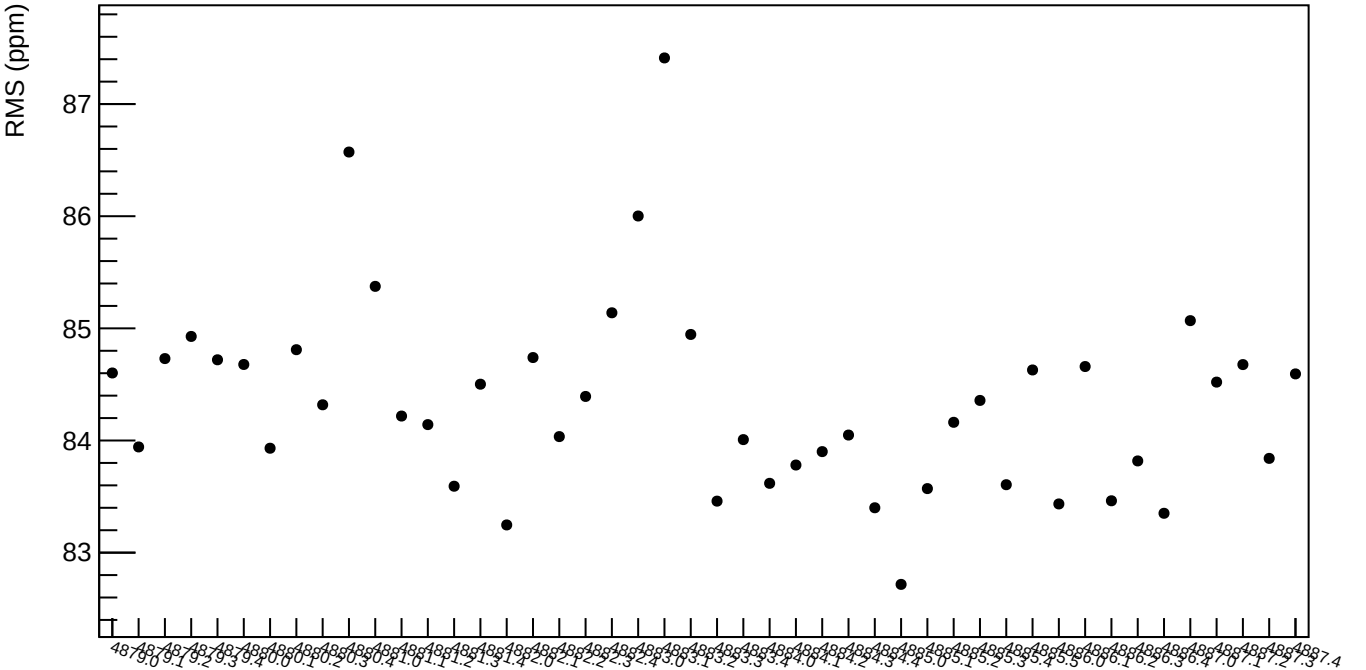
dit_asym_us_dd RMS (ppm)