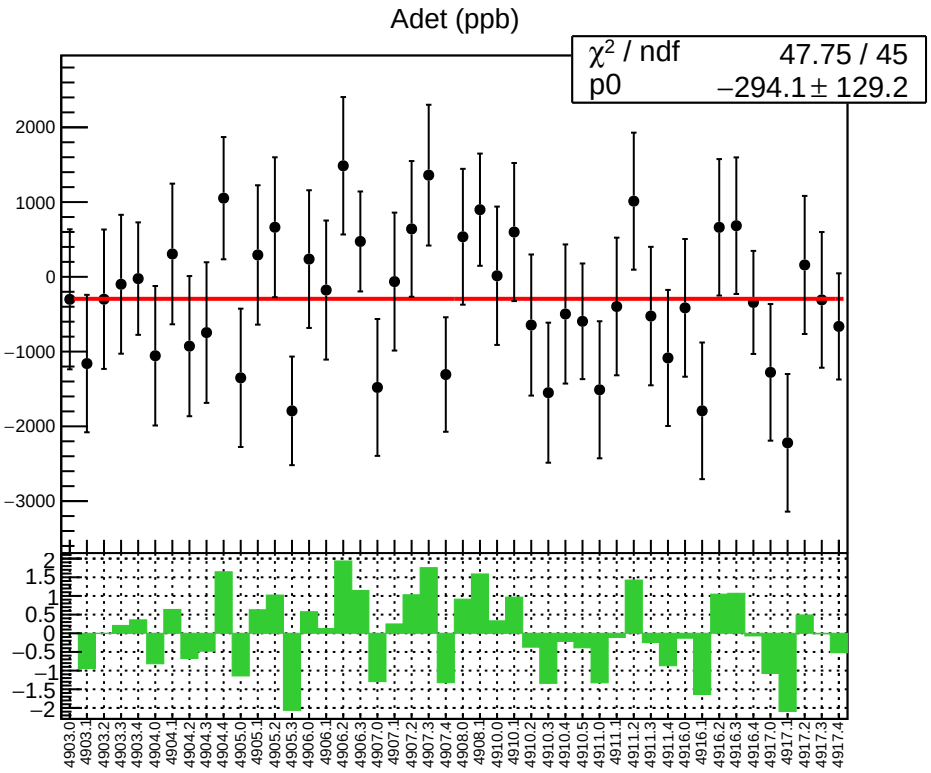
Adet (ppb)
χ² / ndf 47.75 / 45
p0 −294.1 ± 129.2
2000
1000
0
−1000
−2000
−3000
2
1.5
1
0.5
0
−0.5
−1
−1.5
−2
4903.0
4903.1
4903.2
4903.3
4903.4
4904.0
4904.1
4904.2
4904.3
4904.4
4905.0
4905.1
4905.2
4905.3
4906.0
4906.1
4906.2
4906.3
4907.0
4907.1
4907.2
4907.3
4907.4
4908.0
4908.1
4910.0
4910.1
4910.2
4910.3
4910.4
4910.5
4911.0
4911.1
4911.2
4911.3
4911.4
4916.0
4916.1
4916.2
4916.3
4916.4
4917.0
4917.1
4917.2
4917.3
4917.4

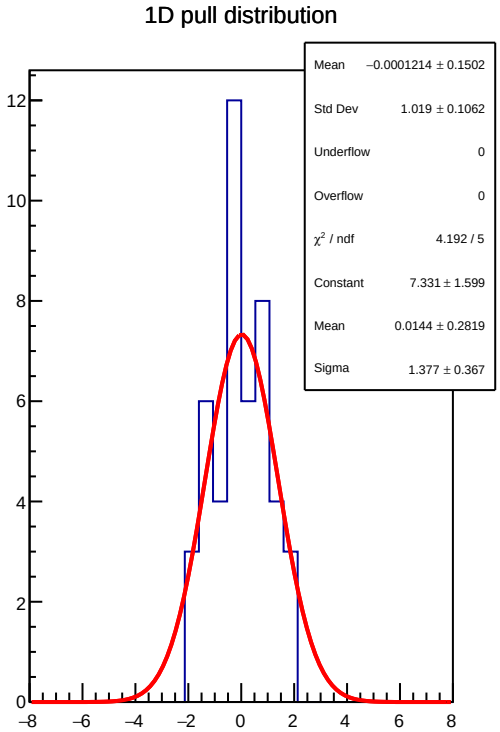
1D pull distribution
Mean −0.0001214 ± 0.1502
Std Dev 1.019 ± 0.1062
Underflow 0
Overflow 0
χ² / ndf 4.192 / 5
Constant 7.331 ± 1.599
Mean 0.0144 ± 0.2819
Sigma 1.377 ± 0.367
12
10
8
6
4
2
0
−8
−6
−4
−2
0
2
4
6
8

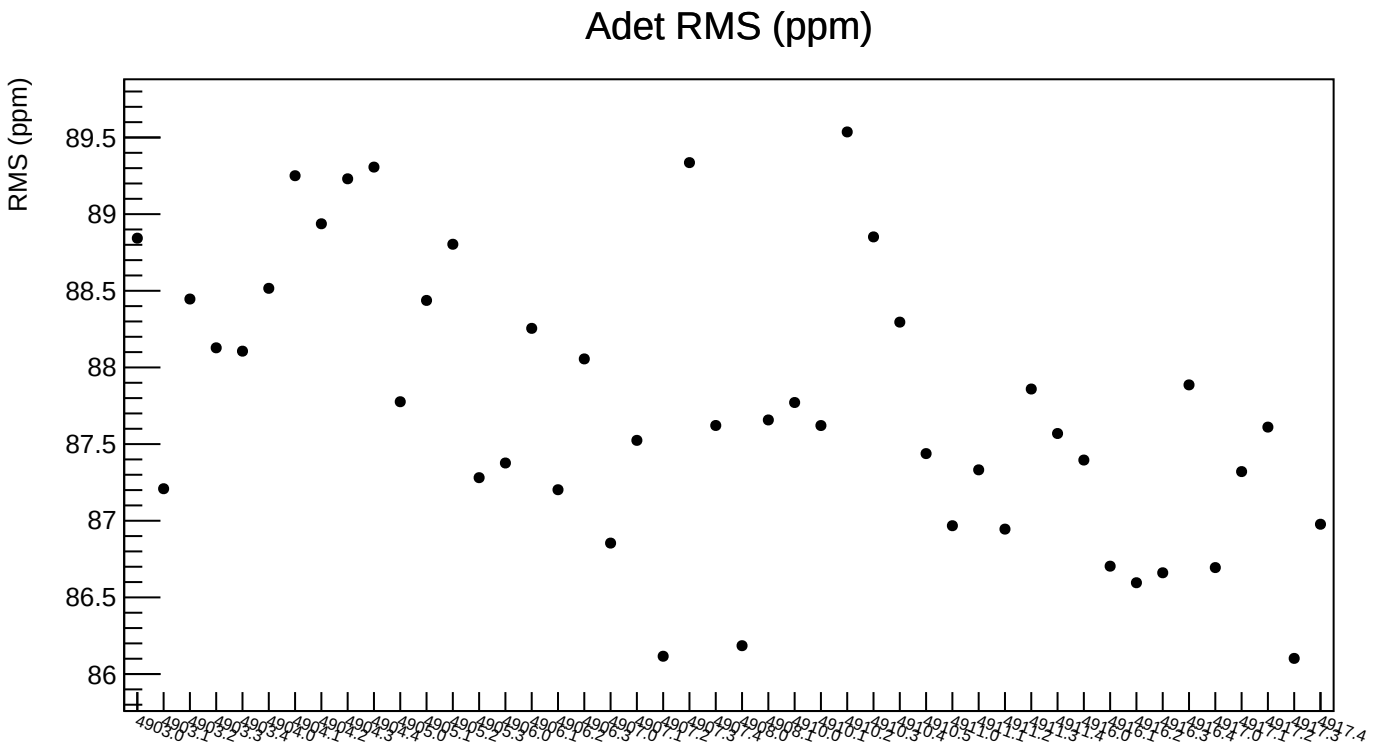
Adet RMS (ppm)
RMS (ppm)
89.5
89
88.5
88
87.5
87
86.5
86

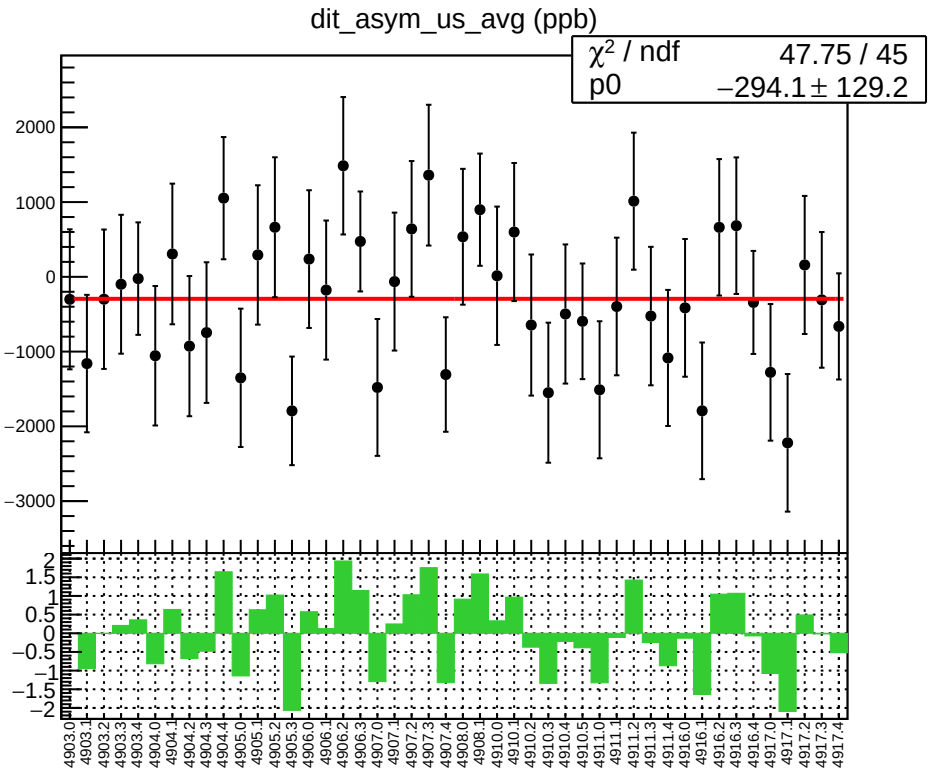
dit_asym_us_avg (ppb)
χ² / ndf 47.75 / 45
p0 −294.1 ± 129.2
2000
1000
0
−1000
−2000
−3000
2
1.5
1
0.5
0
−0.5
−1
−1.5
−2
4903.0
4903.1
4903.2
4903.3
4903.4
4904.0
4904.1
4904.2
4904.3
4904.4
4905.0
4905.1
4905.2
4905.3
4906.0
4906.1
4906.2
4906.3
4907.0
4907.1
4907.2
4907.3
4907.4
4908.0
4908.1
4910.0
4910.1
4910.2
4910.3
4910.4
4910.5
4911.0
4911.1
4911.2
4911.3
4911.4
4916.0
4916.1
4916.2
4916.3
4916.4
4917.0
4917.1
4917.2
4917.3
4917.4

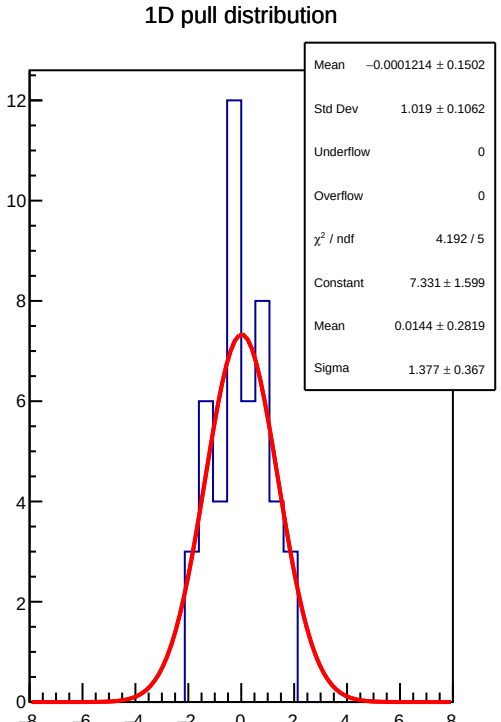
1D pull distribution
Mean −0.0001214 ± 0.1502
Std Dev 1.019 ± 0.1062
Underflow 0
Overflow 0
χ² / ndf 4.192 / 5
Constant 7.331 ± 1.599
Mean 0.0144 ± 0.2819
Sigma 1.377 ± 0.367
12
10
8
6
4
2
0
−8
−6
−4
−2
0
2
4
6
8

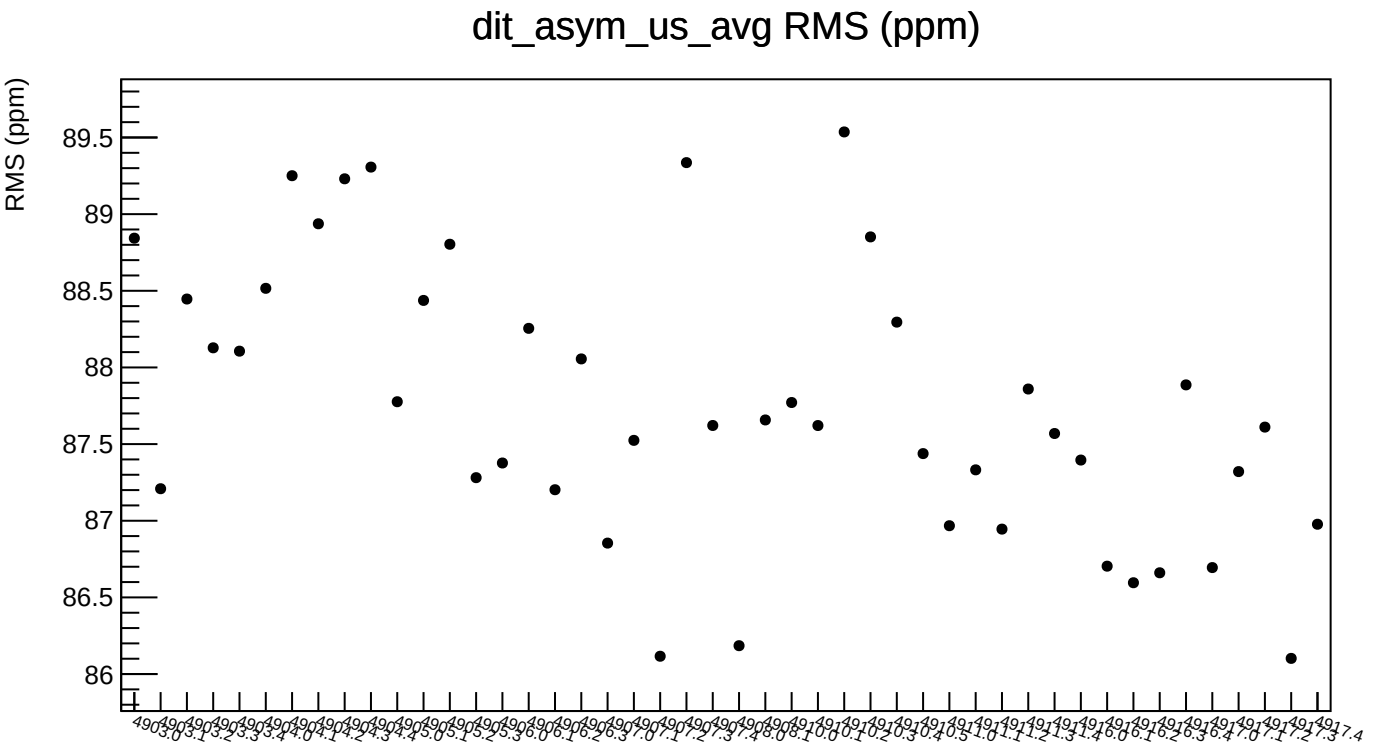
dit_asym_us_avg RMS (ppm)
RMS (ppm)
89.5
89
88.5
88
87.5
87
86.5
86

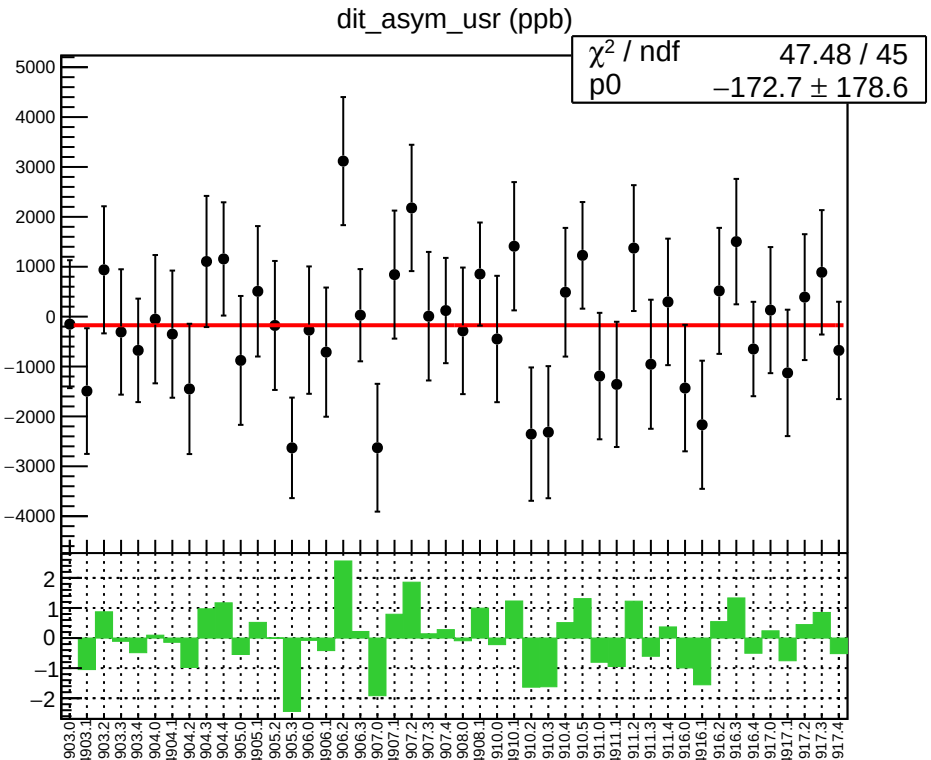
dit_asym_usr (ppb)
χ² / ndf 47.48 / 45
p0 −172.7 ± 178.6
5000
4000
3000
2000
1000
0
−1000
−2000
−3000
−4000
2
1
0
−1
−2
4903.0
4903.1
4903.2
4903.3
4903.4
4904.0
4904.1
4904.2
4904.3
4904.4
4905.0
4905.1
4905.2
4905.3
4906.0
4906.1
4906.2
4906.3
4907.0
4907.1
4907.2
4907.3
4907.4
4908.0
4908.1
4910.0
4910.1
4910.2
4910.3
4910.4
4910.5
4911.0
4911.1
4911.2
4911.3
4911.4
4916.0
4916.1
4916.2
4916.3
4916.4
4917.0
4917.1
4917.2
4917.3
4917.4

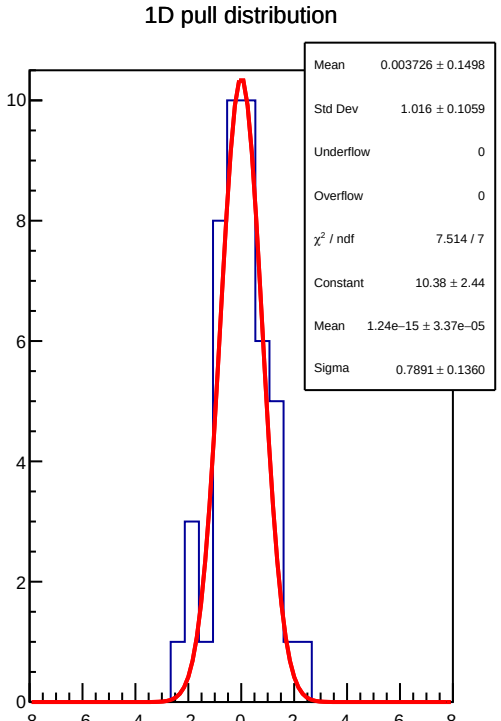
1D pull distribution
Mean 0.003726 ± 0.1498
Std Dev 1.016 ± 0.1059
Underflow 0
Overflow 0
χ² / ndf 7.514 / 7
Constant 10.38 ± 2.44
Mean 1.24e−15 ± 3.37e−05
Sigma 0.7891 ± 0.1360
10
8
6
4
2
0
−8
−6
−4
−2
0
2
4
6
8

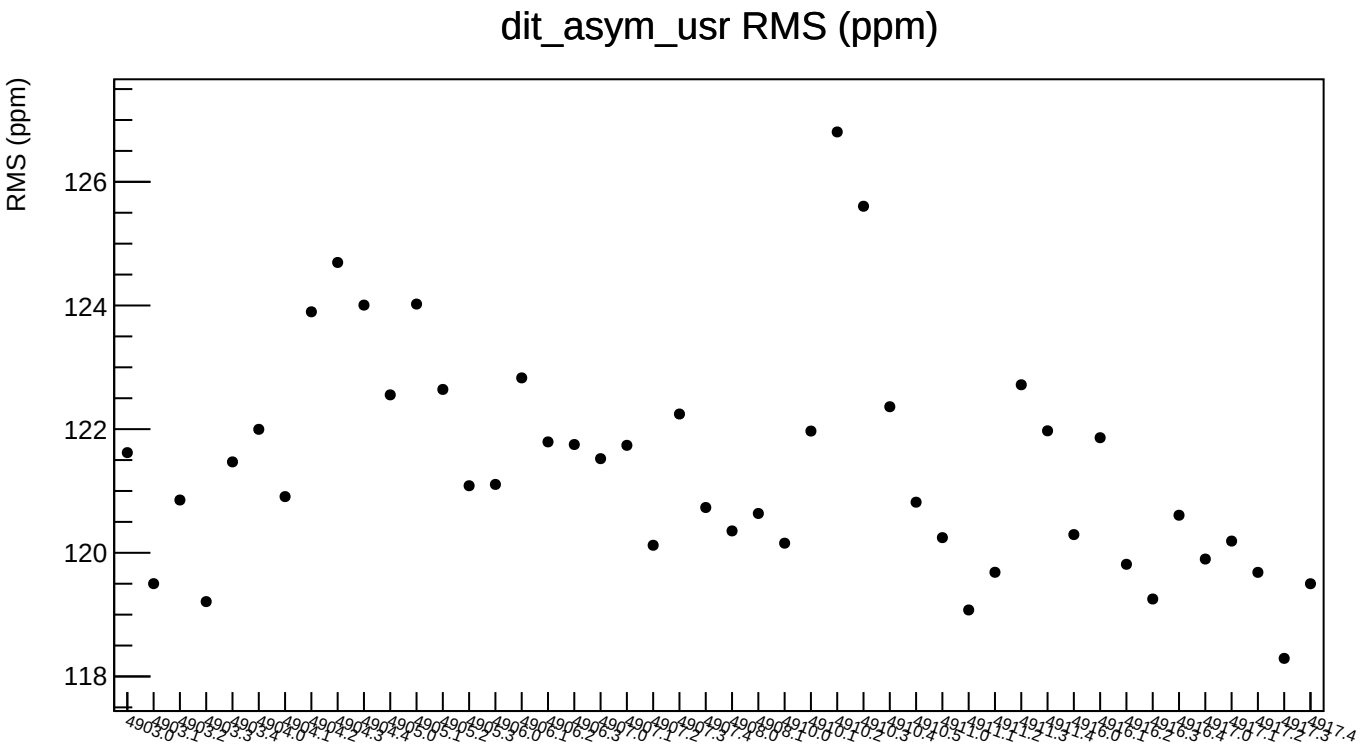
dit_asym_usr RMS (ppm)
RMS (ppm)
126
124
122
120
118

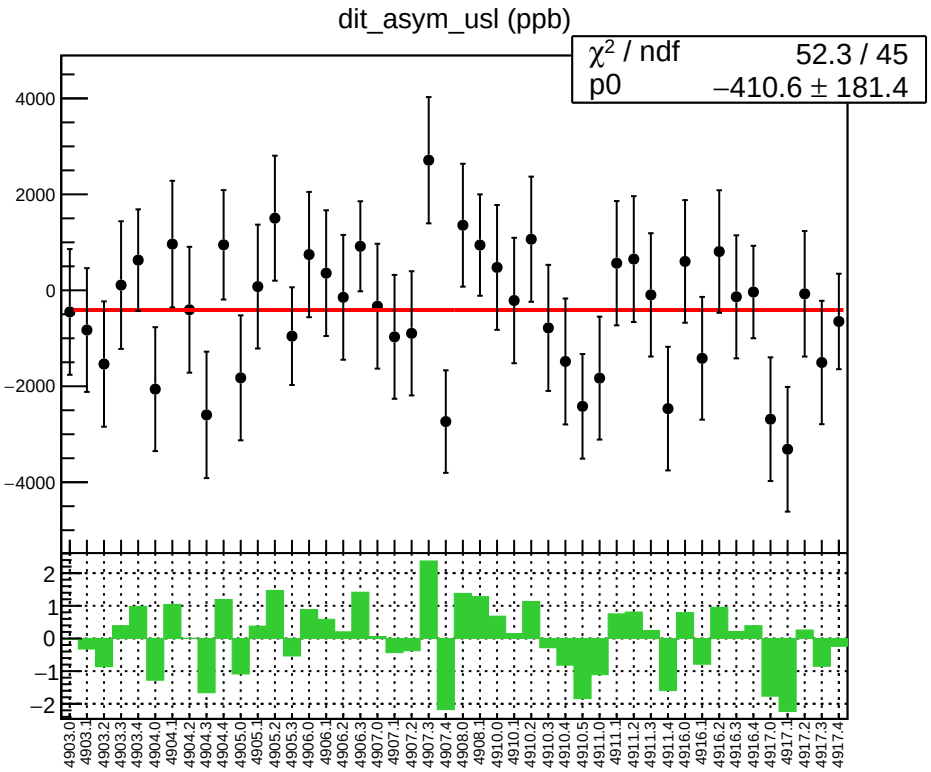
dit_asym_usl (ppb)
χ² / ndf 52.3 / 45
p0 −410.6 ± 181.4
4000
2000
0
−2000
−4000
2
1
0
−1
−2
4903.0
4903.1
4903.2
4903.3
4903.4
4904.0
4904.1
4904.2
4904.3
4904.4
4905.0
4905.1
4905.2
4905.3
4906.0
4906.1
4906.2
4906.3
4907.0
4907.1
4907.2
4907.3
4907.4
4908.0
4908.1
4910.0
4910.1
4910.2
4910.3
4910.4
4910.5
4911.0
4911.1
4911.2
4911.3
4911.4
4916.0
4916.1
4916.2
4916.3
4916.4
4917.0
4917.1
4917.2
4917.3
4917.4

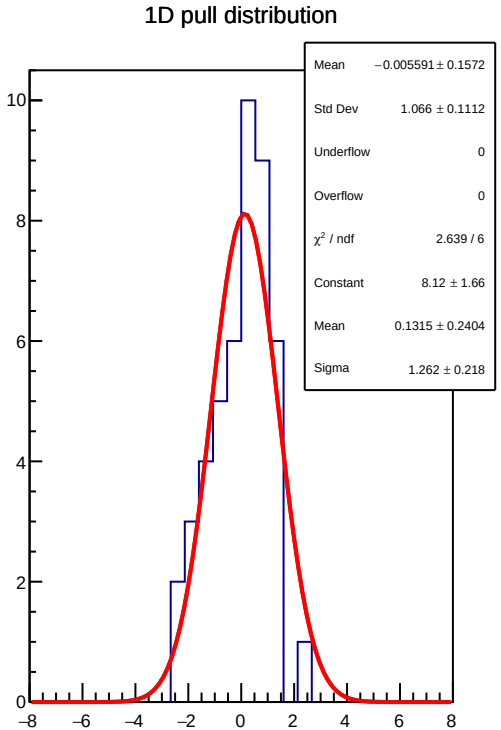
1D pull distribution
Mean −0.005591 ± 0.1572
Std Dev 1.066 ± 0.1112
Underflow 0
Overflow 0
χ² / ndf 2.639 / 6
Constant 8.12 ± 1.66
Mean 0.1315 ± 0.2404
Sigma 1.262 ± 0.218
10
8
6
4
2
0
−8
−6
−4
−2
0
2
4
6
8

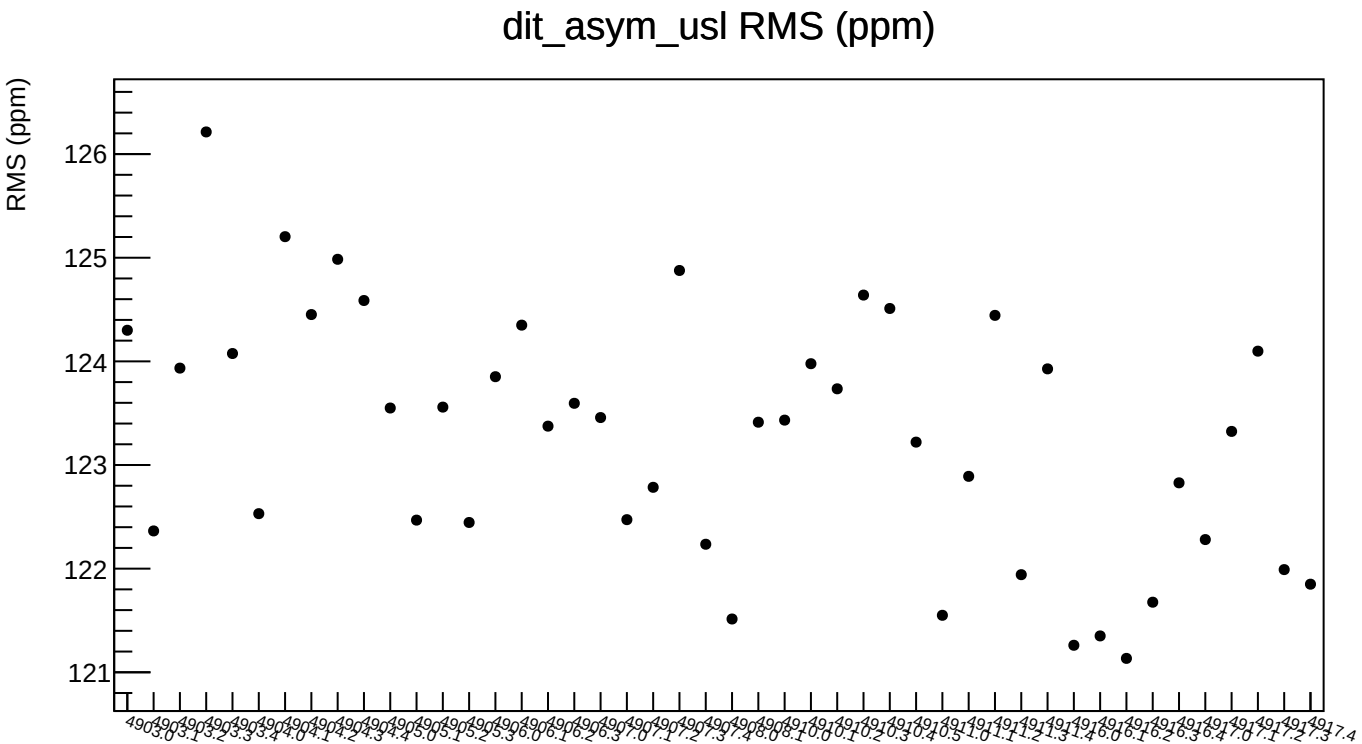
dit_asym_usl RMS (ppm)
RMS (ppm)
126
125
124
123
122
121

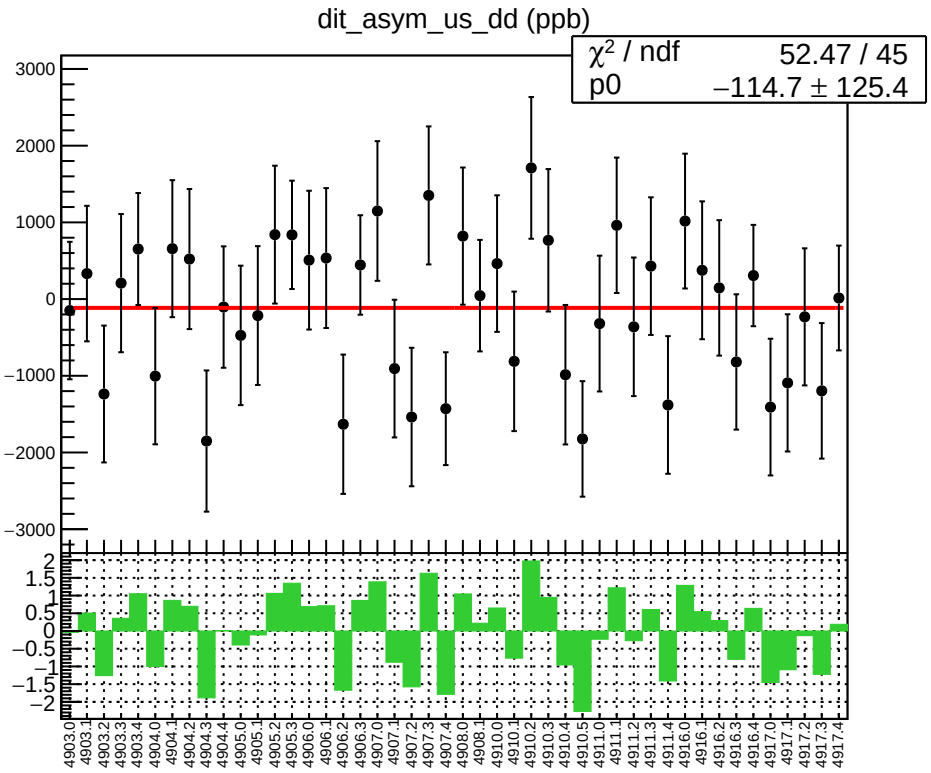
dit_asym_us_dd (ppb)
χ² / ndf 52.47 / 45
p0 −114.7 ± 125.4
3000
2000
1000
0
−1000
−2000
−3000
2
1.5
1
0.5
0
−0.5
−1
−1.5
−2
4903.0
4903.1
4903.2
4903.3
4903.4
4904.0
4904.1
4904.2
4904.3
4904.4
4905.0
4905.1
4905.2
4905.3
4906.0
4906.1
4906.2
4906.3
4907.0
4907.1
4907.2
4907.3
4907.4
4908.0
4908.1
4910.0
4910.1
4910.2
4910.3
4910.4
4910.5
4911.0
4911.1
4911.2
4911.3
4911.4
4916.0
4916.1
4916.2
4916.3
4916.4
4917.0
4917.1
4917.2
4917.3
4917.4

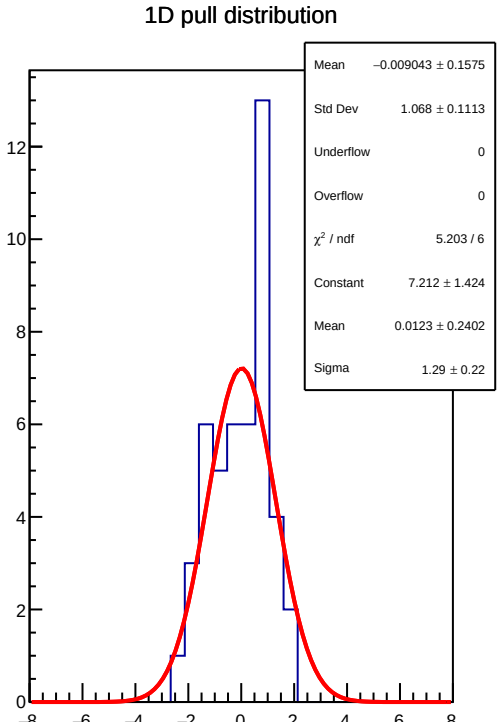
1D pull distribution
Mean −0.009043 ± 0.1575
Std Dev 1.068 ± 0.1113
Underflow 0
Overflow 0
χ² / ndf 5.203 / 6
Constant 7.212 ± 1.424
Mean 0.0123 ± 0.2402
Sigma 1.29 ± 0.22
12
10
8
6
4
2
0
−8
−6
−4
−2
0
2
4
6
8
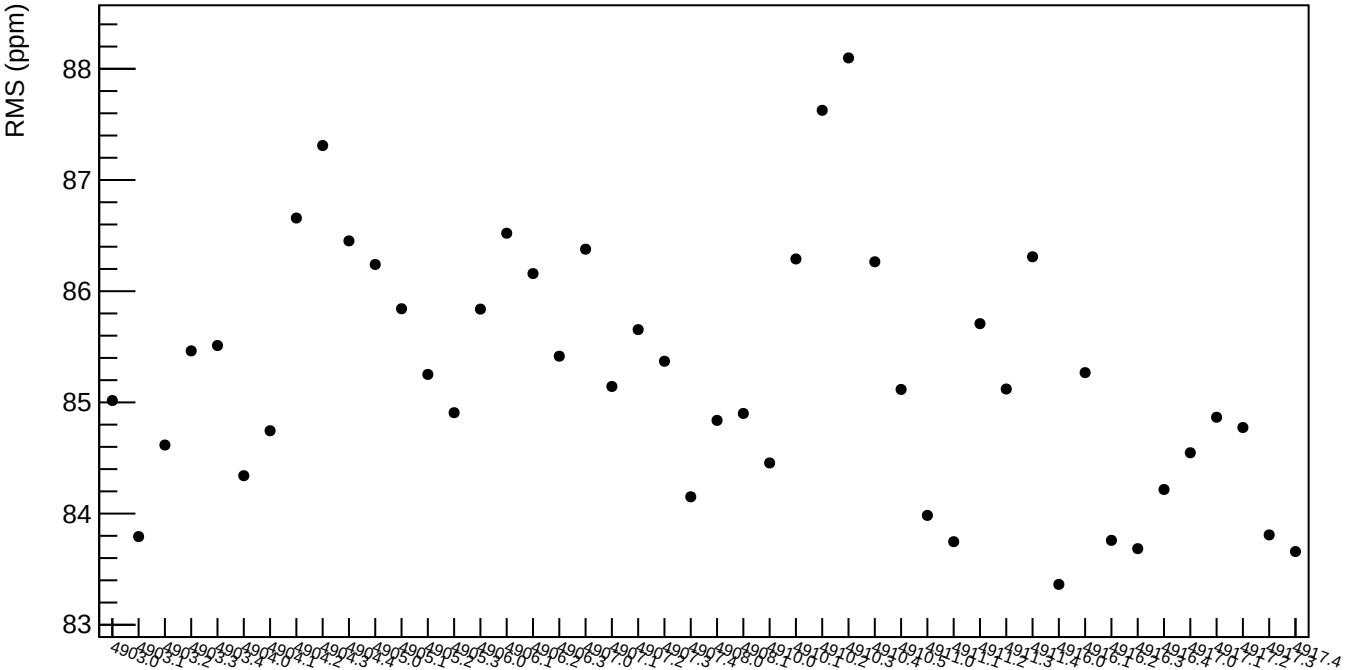
dit_asym_us_dd RMS (ppm)