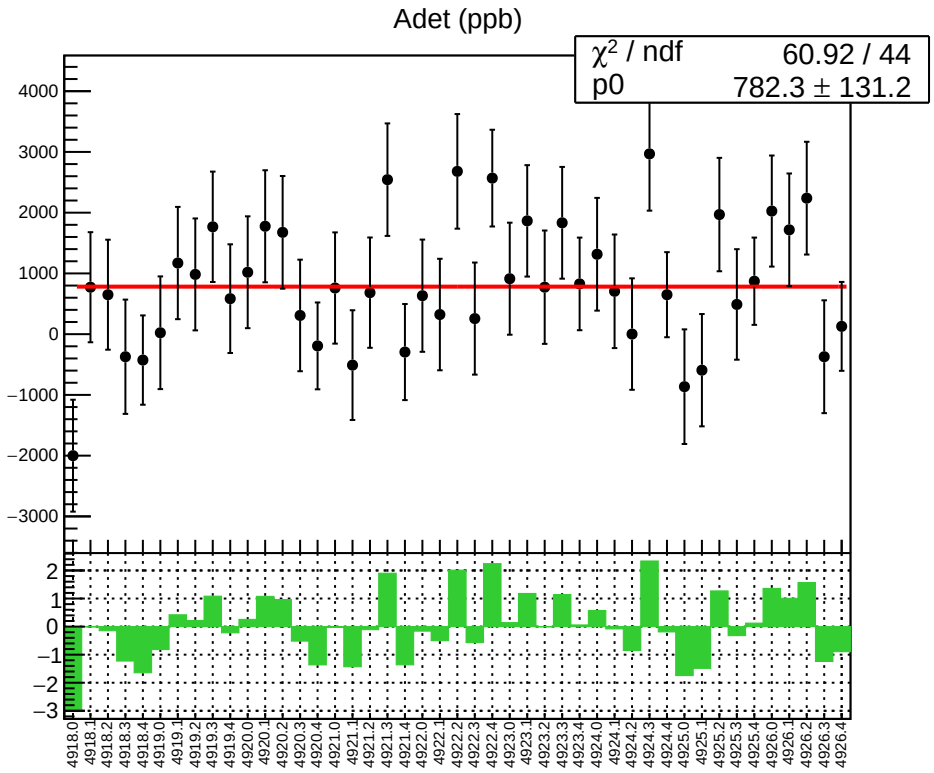
Adet (ppb)
χ² / ndf 60.92 / 44
p0 782.3 ± 131.2
4000
3000
2000
1000
0
−1000
−2000
−3000
2
1
0
−1
−2
−3
4918.0
4918.1
4918.2
4918.3
4918.4
4919.0
4919.1
4919.2
4919.3
4919.4
4920.0
4920.1
4920.2
4920.3
4920.4
4921.0
4921.1
4921.2
4921.3
4921.4
4922.0
4922.1
4922.2
4922.3
4922.4
4923.0
4923.1
4923.2
4923.3
4923.4
4924.0
4924.1
4924.2
4924.3
4924.4
4925.0
4925.1
4925.2
4925.3
4925.4
4926.0
4926.1
4926.2
4926.3
4926.4

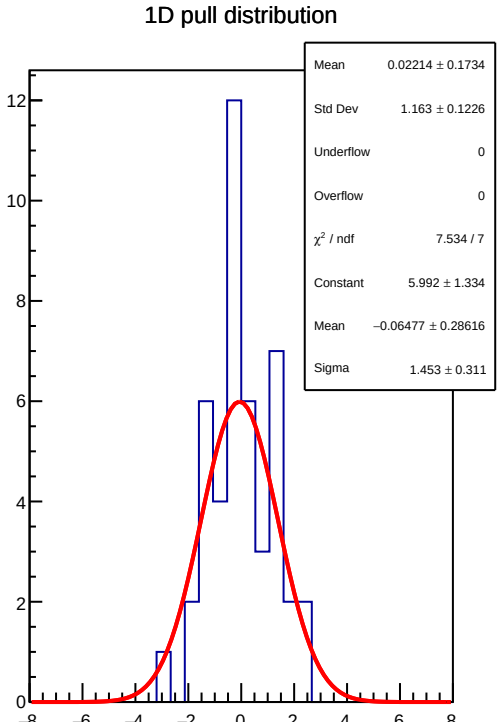
1D pull distribution
Mean 0.02214 ± 0.1734
Std Dev 1.163 ± 0.1226
Underflow 0
Overflow 0
χ² / ndf 7.534 / 7
Constant 5.992 ± 1.334
Mean −0.06477 ± 0.28616
Sigma 1.453 ± 0.311
12
10
8
6
4
2
0
−8
−6
−4
−2
0
2
4
6
8

Adet RMS (ppm)

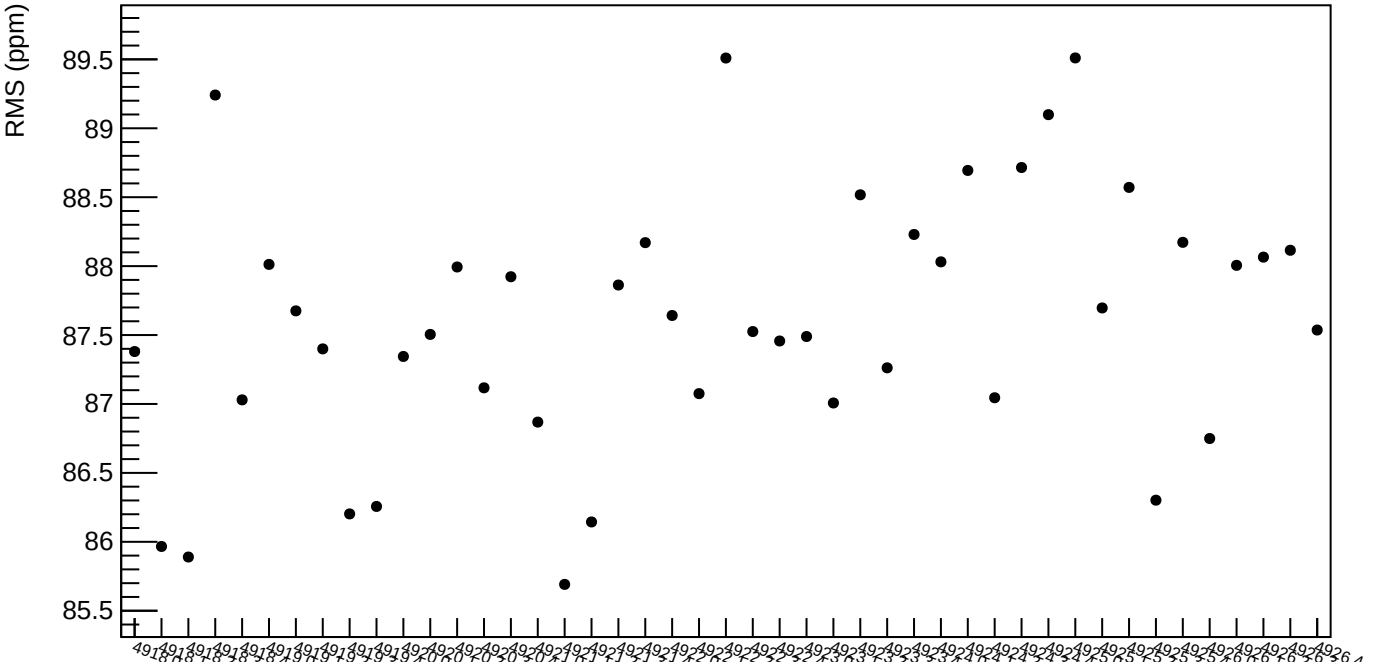

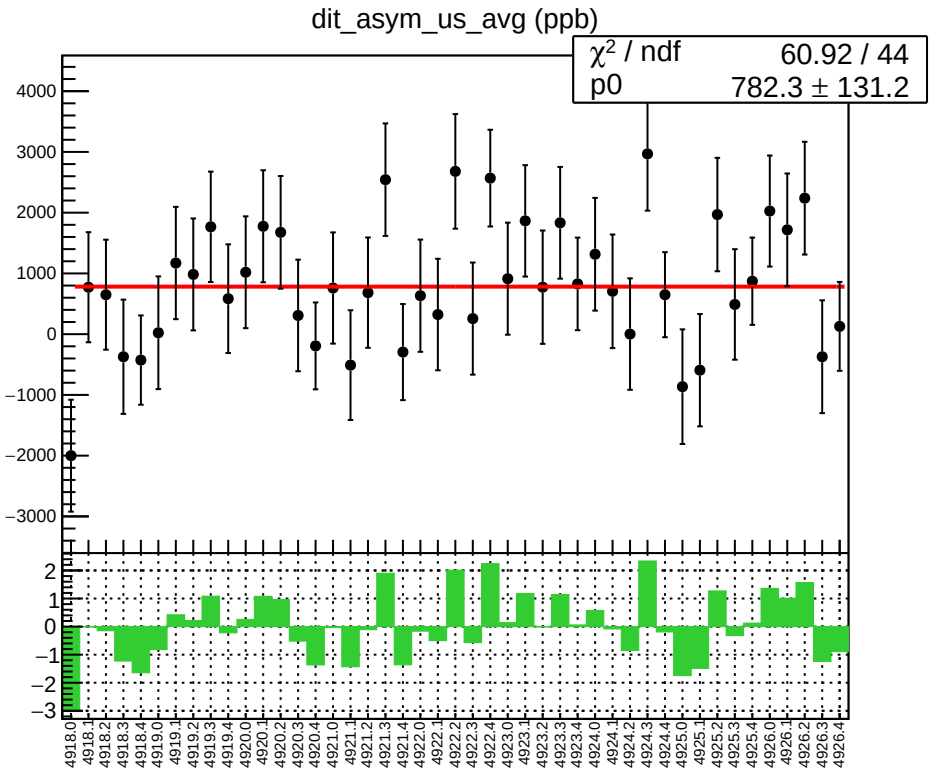
dit_asym_us_avg (ppb)
χ² / ndf 60.92 / 44
p0 782.3 ± 131.2
4000
3000
2000
1000
0
−1000
−2000
−3000
2
1
0
−1
−2
−3
4918.0
4918.1
4918.2
4918.3
4918.4
4919.0
4919.1
4919.2
4919.3
4919.4
4920.0
4920.1
4920.2
4920.3
4920.4
4921.0
4921.1
4921.2
4921.3
4921.4
4922.0
4922.1
4922.2
4922.3
4922.4
4923.0
4923.1
4923.2
4923.3
4923.4
4924.0
4924.1
4924.2
4924.3
4924.4
4925.0
4925.1
4925.2
4925.3
4925.4
4926.0
4926.1
4926.2
4926.3
4926.4

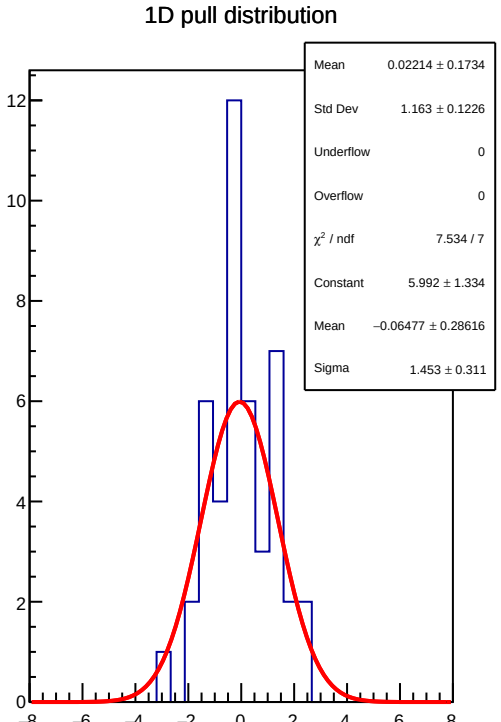
1D pull distribution
Mean 0.02214 ± 0.1734
Std Dev 1.163 ± 0.1226
Underflow 0
Overflow 0
χ² / ndf 7.534 / 7
Constant 5.992 ± 1.334
Mean −0.06477 ± 0.28616
Sigma 1.453 ± 0.311
12
10
8
6
4
2
0
−8
−6
−4
−2
0
2
4
6
8

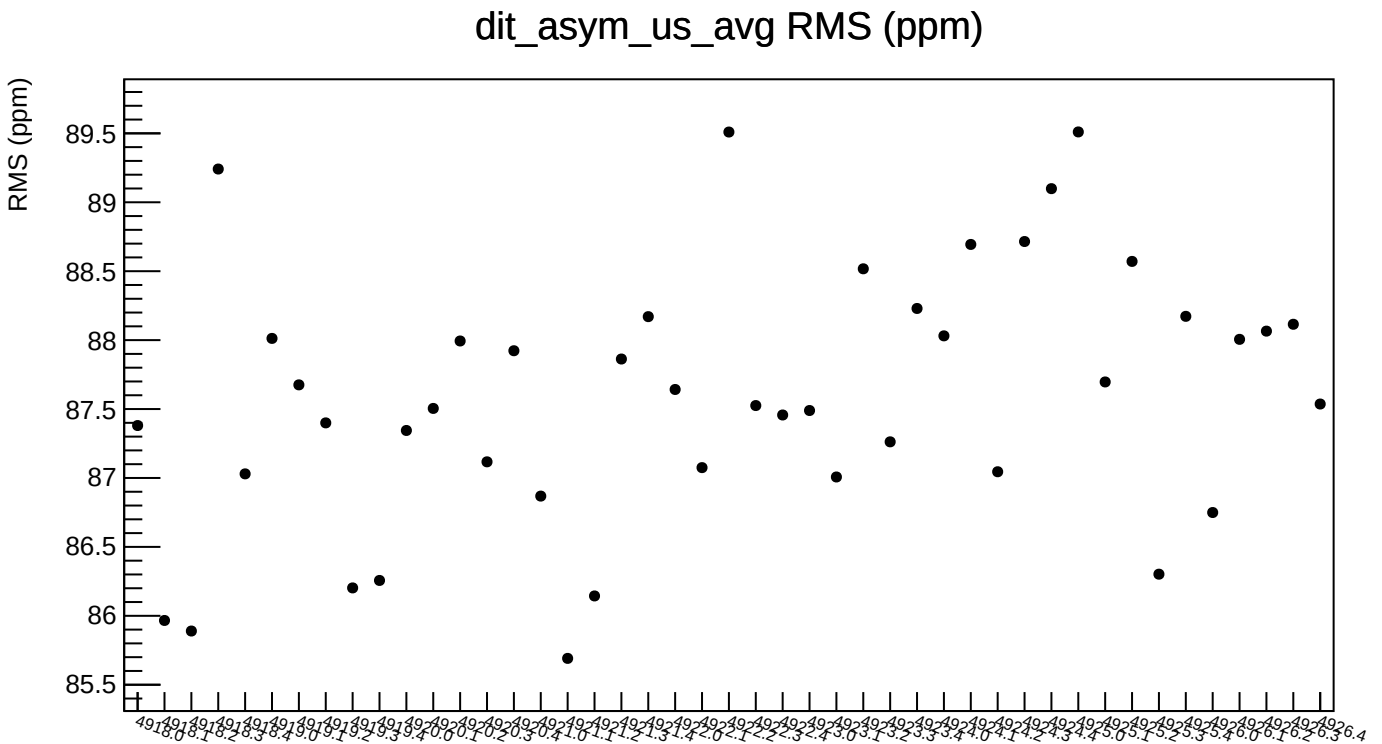
dit_asym_us_avg RMS (ppm)
RMS (ppm)
89.5
89
88.5
88
87.5
87
86.5
86
85.5

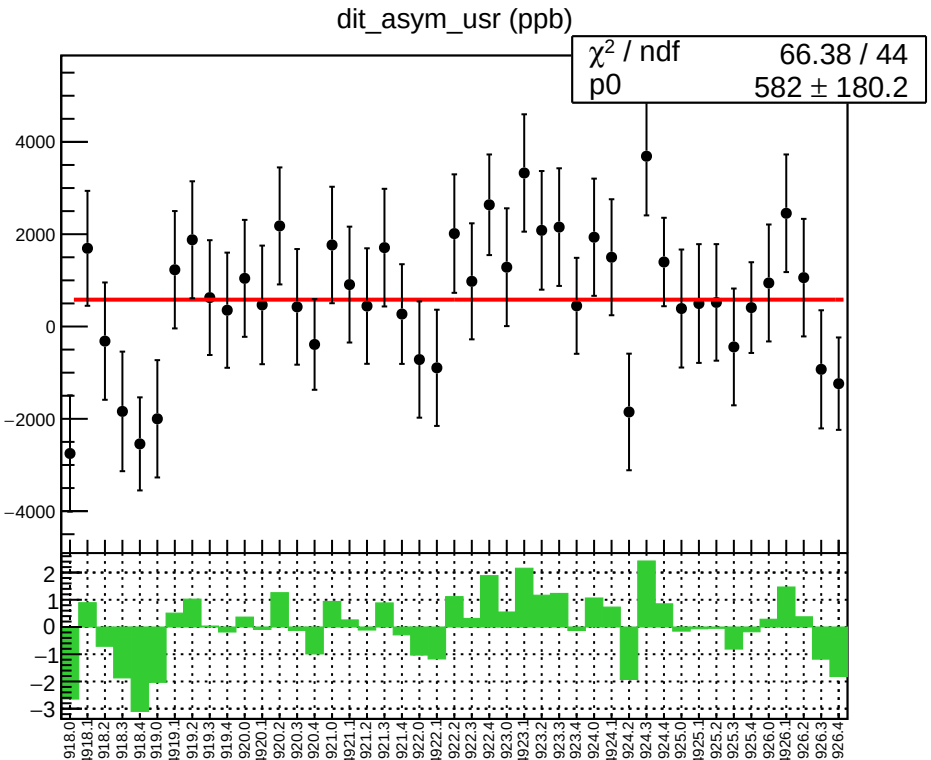
dit_asym_usr (ppb)
χ² / ndf 66.38 / 44
p0 582 ± 180.2
4000
2000
0
−2000
−4000
2
1
0
−1
−2
−3
4918.0
4918.1
4918.2
4918.3
4918.4
4919.0
4919.1
4919.2
4919.3
4919.4
4920.0
4920.1
4920.2
4920.3
4920.4
4921.0
4921.1
4921.2
4921.3
4921.4
4922.0
4922.1
4922.2
4922.3
4922.4
4923.0
4923.1
4923.2
4923.3
4923.4
4924.0
4924.1
4924.2
4924.3
4924.4
4925.0
4925.1
4925.2
4925.3
4925.4
4926.0
4926.1
4926.2
4926.3
4926.4

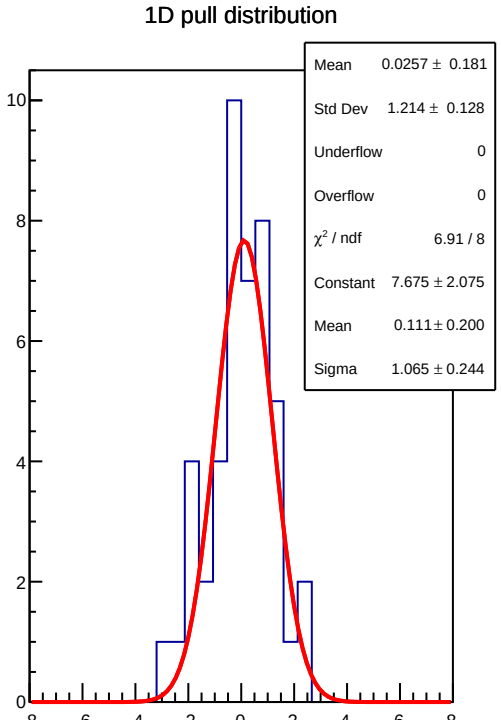
1D pull distribution
Mean 0.0257 ± 0.181
Std Dev 1.214 ± 0.128
Underflow 0
Overflow 0
χ² / ndf 6.91 / 8
Constant 7.675 ± 2.075
Mean 0.111 ± 0.200
Sigma 1.065 ± 0.244
10
8
6
4
2
0
−8
−6
−4
−2
0
2
4
6
8

dit_asym_usr RMS (ppm)

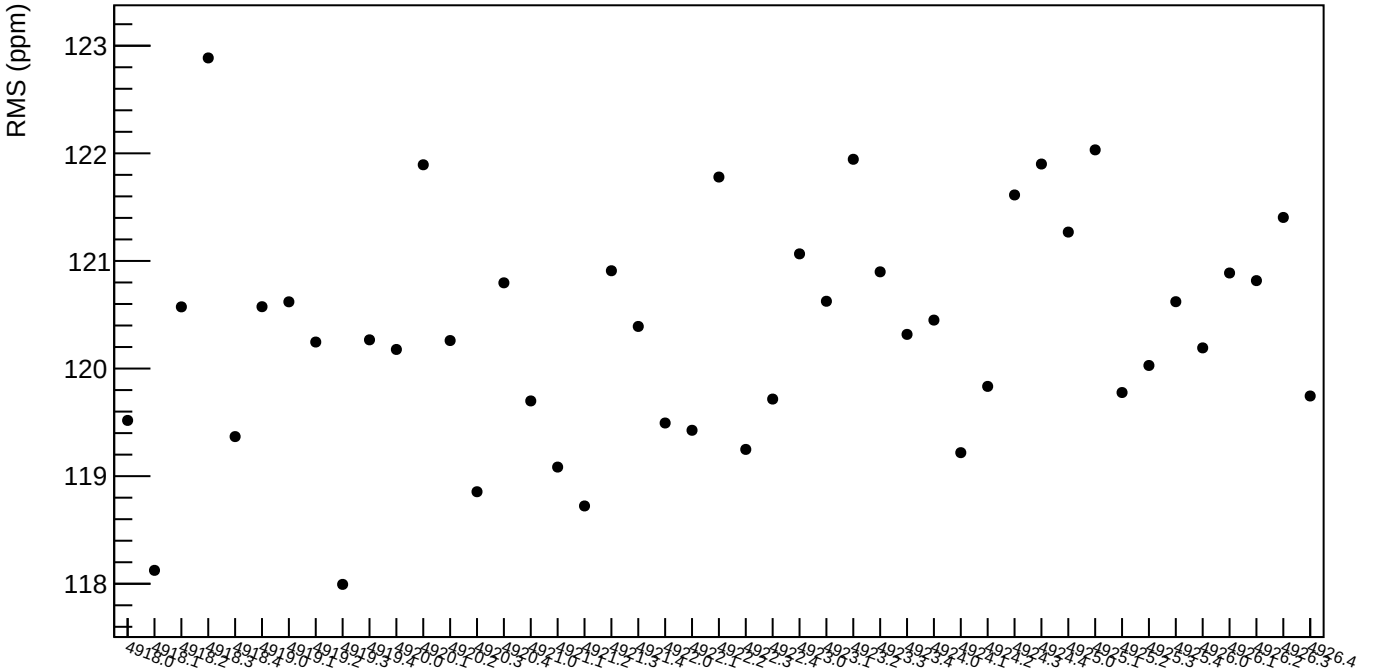

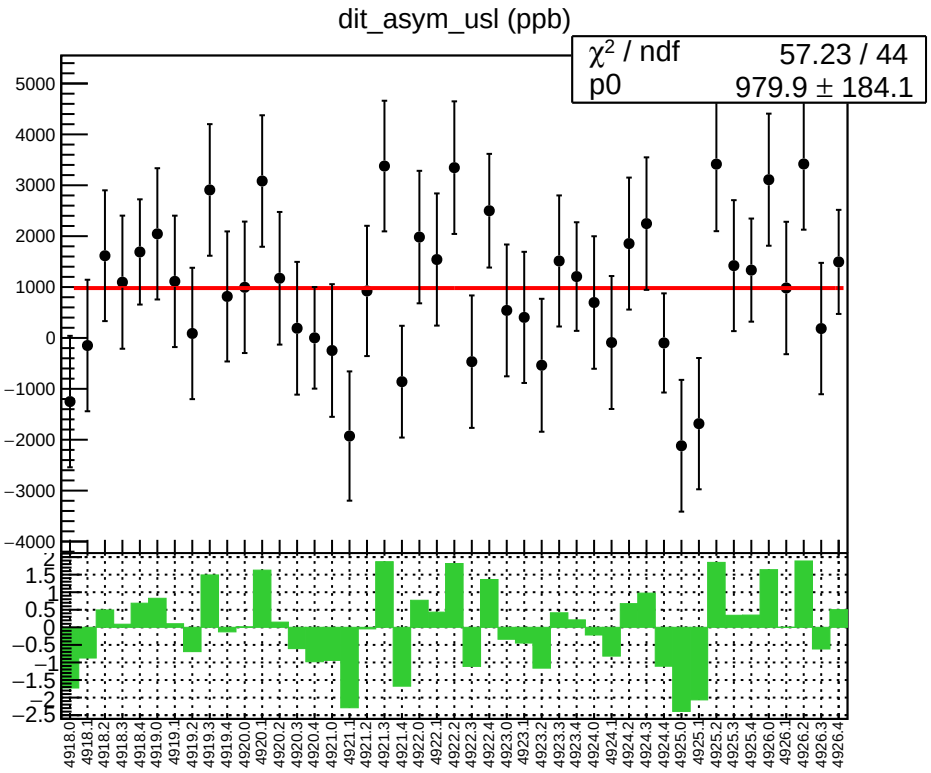
dit_asym_usl (ppb)
χ² / ndf 57.23 / 44
p0 979.9 ± 184.1

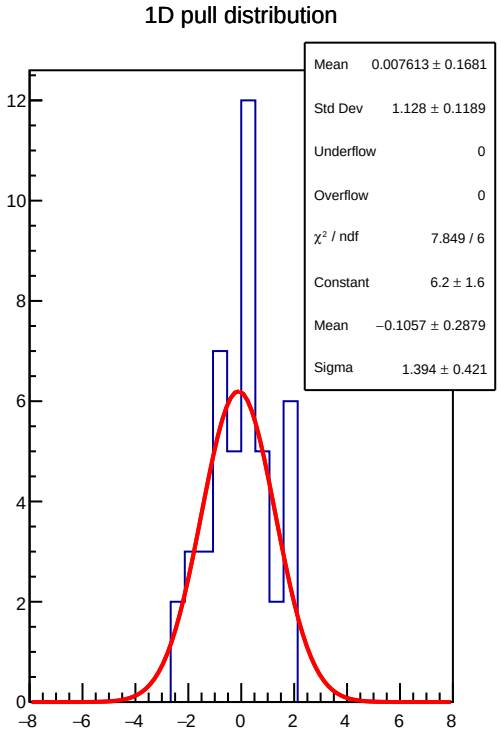
1D pull distribution
Mean 0.007613 ± 0.1681
Std Dev 1.128 ± 0.1189
Underflow 0
Overflow 0
χ² / ndf 7.849 / 6
Constant 6.2 ± 1.6
Mean −0.1057 ± 0.2879
Sigma 1.394 ± 0.421

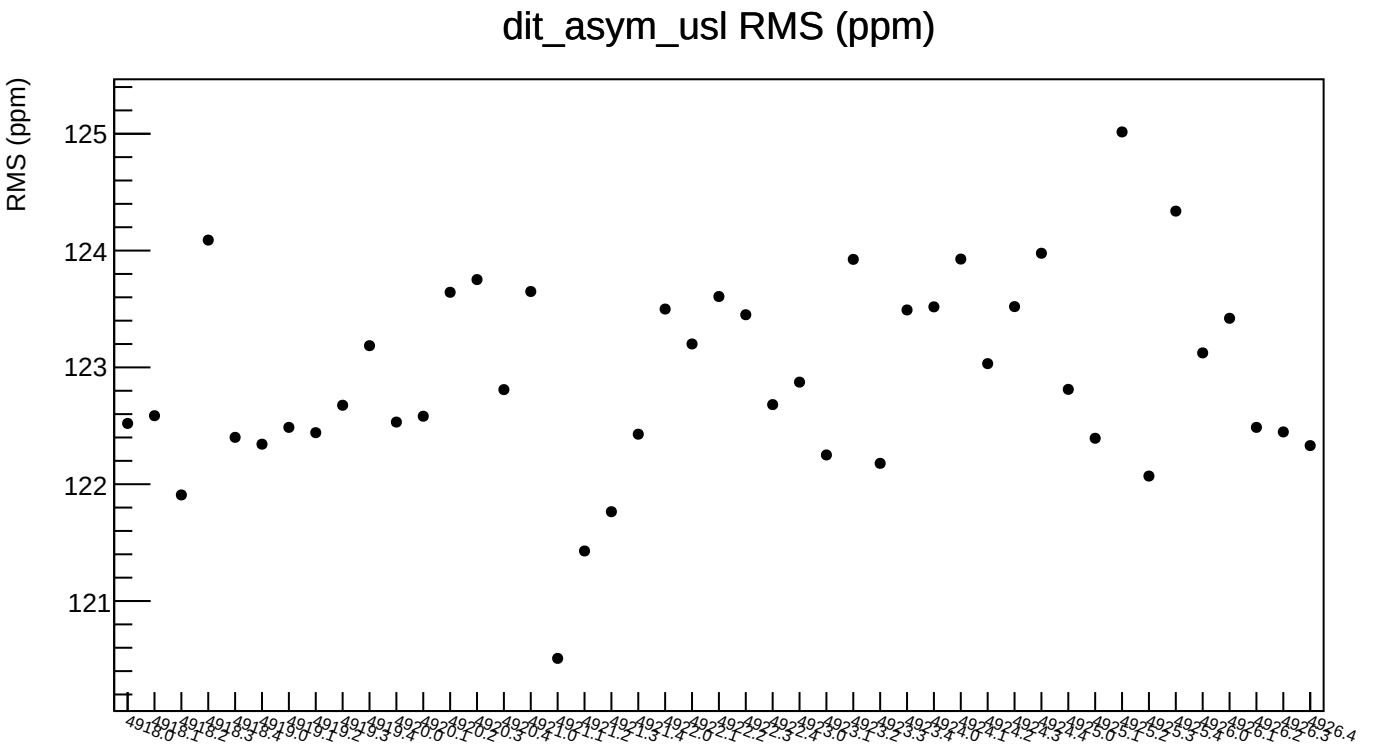
dit_asym_usl RMS (ppm)
RMS (ppm)
125
124
123
122
121

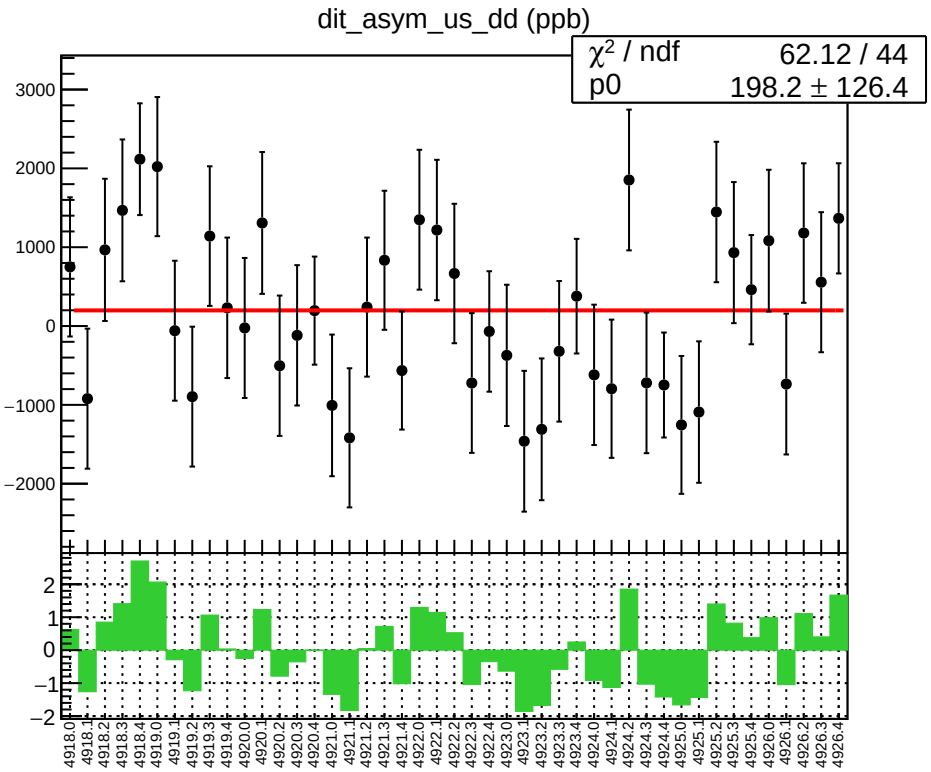
dit_asym_us_dd (ppb)
χ² / ndf 62.12 / 44
p0 198.2 ± 126.4

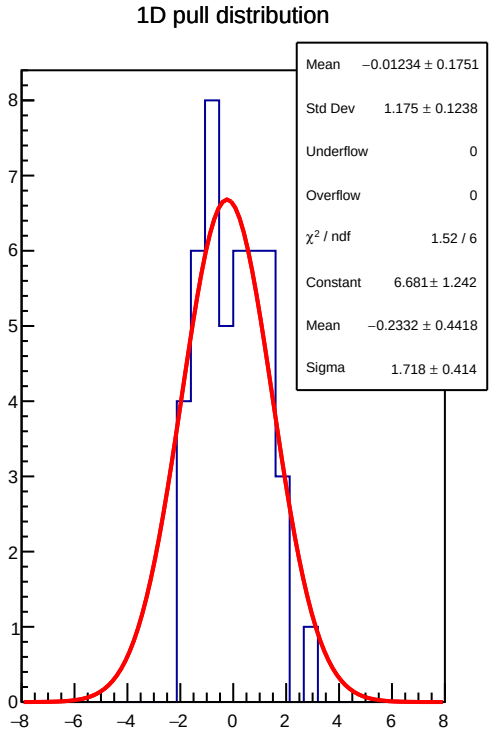
1D pull distribution
Mean −0.01234 ± 0.1751
Std Dev 1.175 ± 0.1238
Underflow 0
Overflow 0
χ² / ndf 1.52 / 6
Constant 6.681 ± 1.242
Mean −0.2332 ± 0.4418
Sigma 1.718 ± 0.414

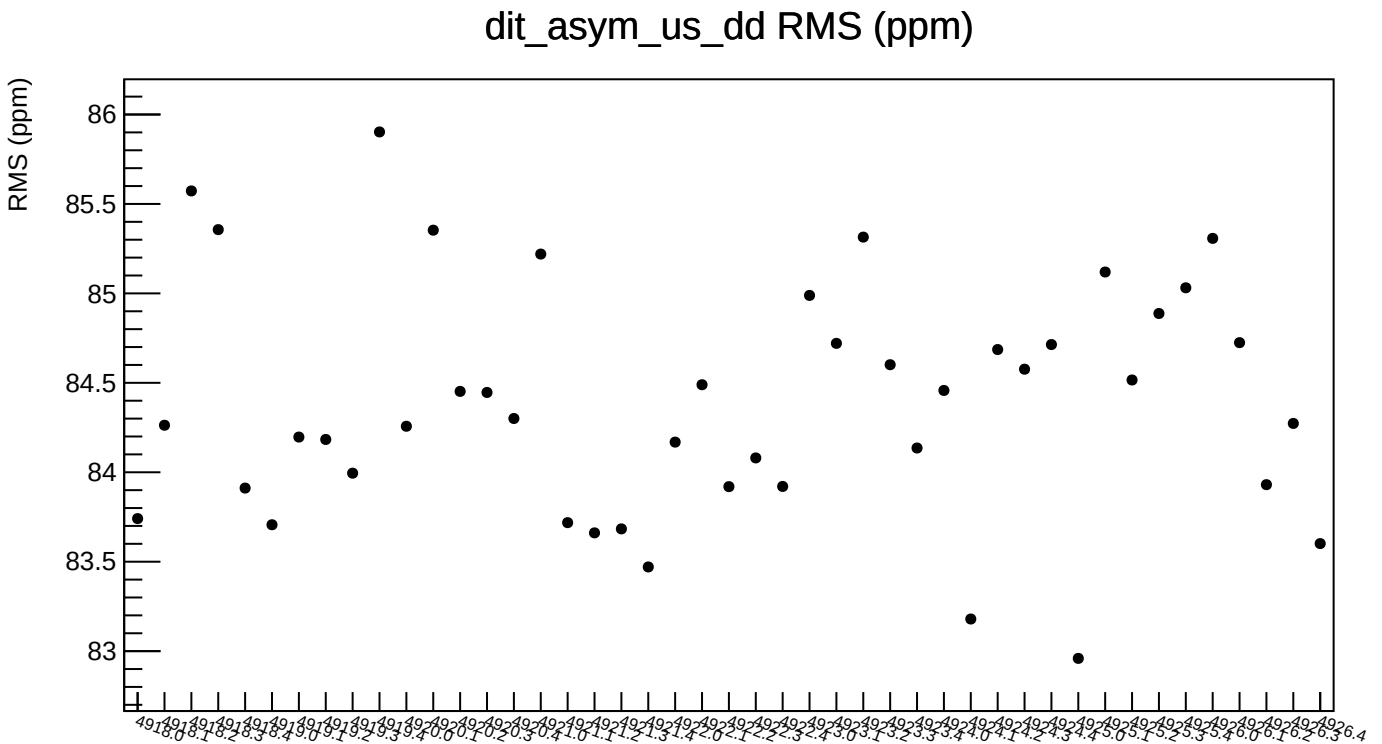
dit_asym_us_dd RMS (ppm)
RMS (ppm)
86
85.5
85
84.5
84
83.5
83