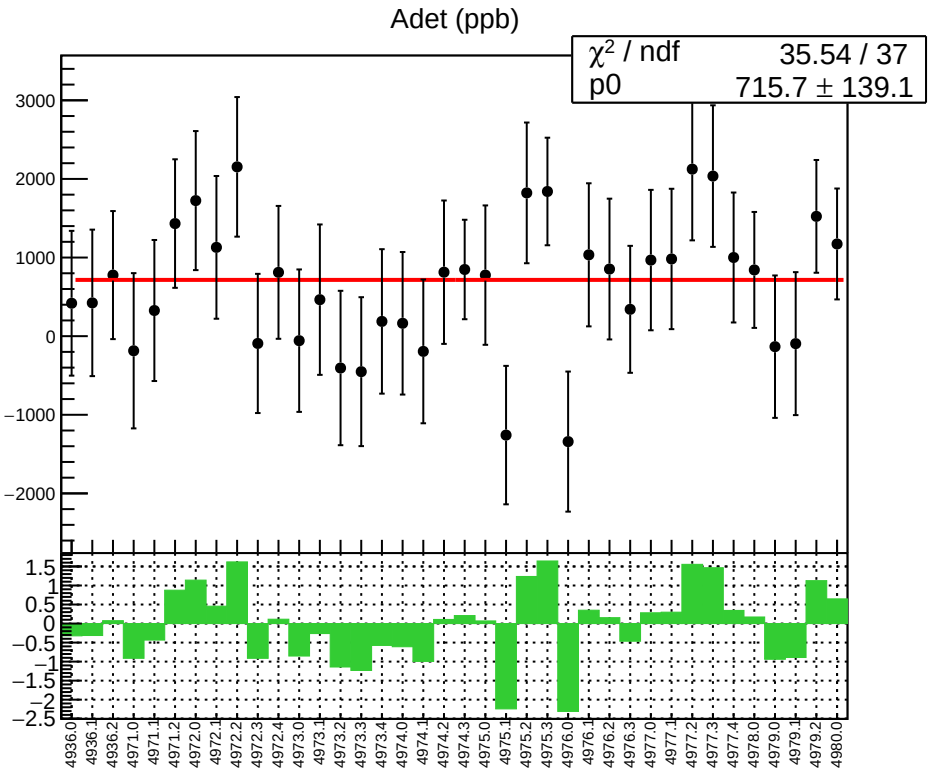
Adet (ppb)
χ² / ndf 35.54 / 37
p0 715.7 ± 139.1
3000
2000
1000
0
−1000
−2000
1.5
1
0.5
0
−0.5
−1
−1.5
−2
−2.5
4936.0
4936.1
4936.2
4971.0
4971.1
4971.2
4972.0
4972.1
4972.2
4972.3
4972.4
4973.0
4973.1
4973.2
4973.3
4973.4
4974.0
4974.1
4974.2
4974.3
4975.0
4975.1
4975.2
4975.3
4976.0
4976.1
4976.2
4976.3
4977.0
4977.1
4977.2
4977.3
4977.4
4978.0
4979.0
4979.1
4979.2
4980.0

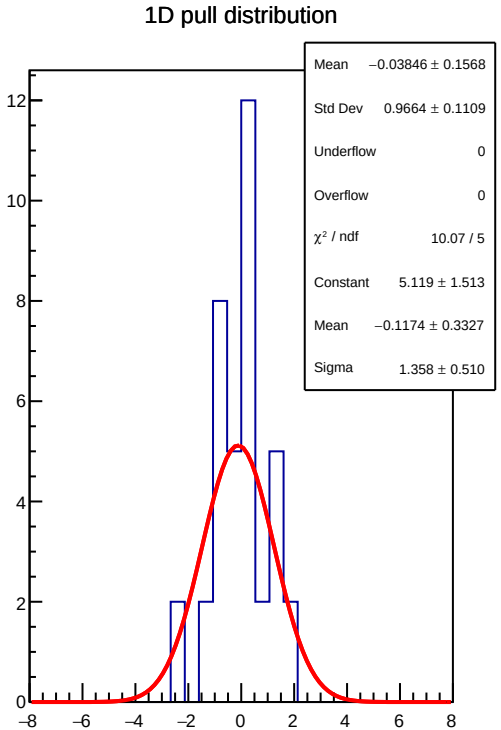
1D pull distribution
Mean −0.03846 ± 0.1568
Std Dev 0.9664 ± 0.1109
Underflow 0
Overflow 0
χ² / ndf 10.07 / 5
Constant 5.119 ± 1.513
Mean −0.1174 ± 0.3327
Sigma 1.358 ± 0.510
12
10
8
6
4
2
0
−8
−6
−4
−2
0
2
4
6
8

Adet RMS (ppm)

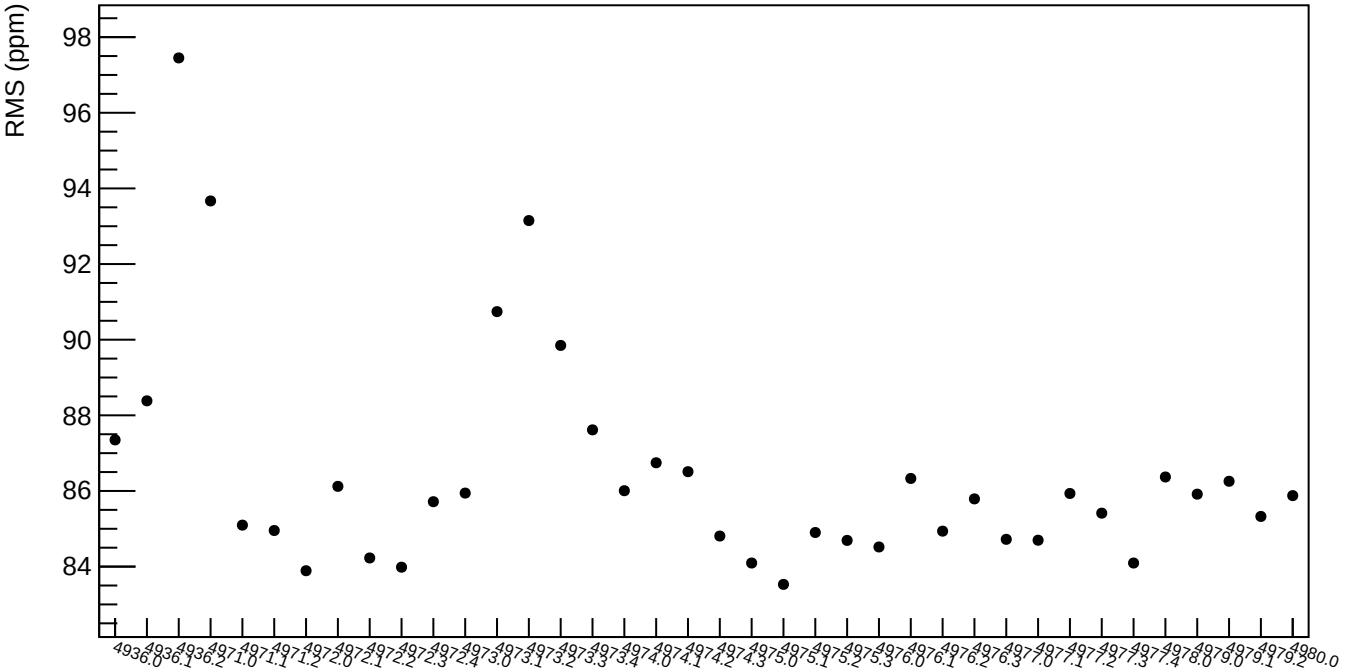
RMS (ppm)
98
96
94
92
90
88
86
84
4936.0
4936.1
4936.2
4971.0
4971.1
4971.2
4972.0
4972.1
4972.2
4972.3
4972.4
4973.0
4973.1
4973.2
4973.3
4973.4
4974.0
4974.1
4974.2
4974.3
4975.0
4975.1
4975.2
4975.3
4976.0
4976.1
4976.2
4976.3
4977.0
4977.1
4977.2
4977.3
4977.4
4978.0
4979.0
4979.1
4979.2
4980.0

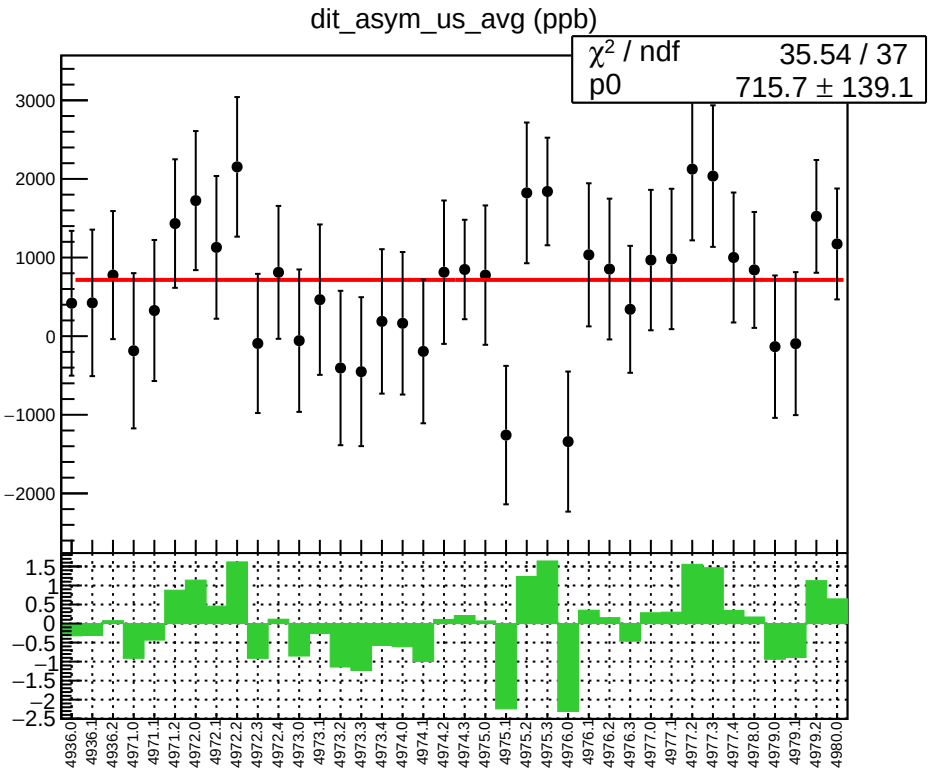
dit_asym_us_avg (ppb)
χ² / ndf 35.54 / 37
p0 715.7 ± 139.1
3000
2000
1000
0
−1000
−2000
1.5
1
0.5
0
−0.5
−1
−1.5
−2
−2.5
4936.0
4936.1
4936.2
4971.0
4971.1
4971.2
4972.0
4972.1
4972.2
4972.3
4972.4
4973.0
4973.1
4973.2
4973.3
4973.4
4974.0
4974.1
4974.2
4974.3
4975.0
4975.1
4975.2
4975.3
4976.0
4976.1
4976.2
4976.3
4977.0
4977.1
4977.2
4977.3
4977.4
4978.0
4979.0
4979.1
4979.2
4980.0

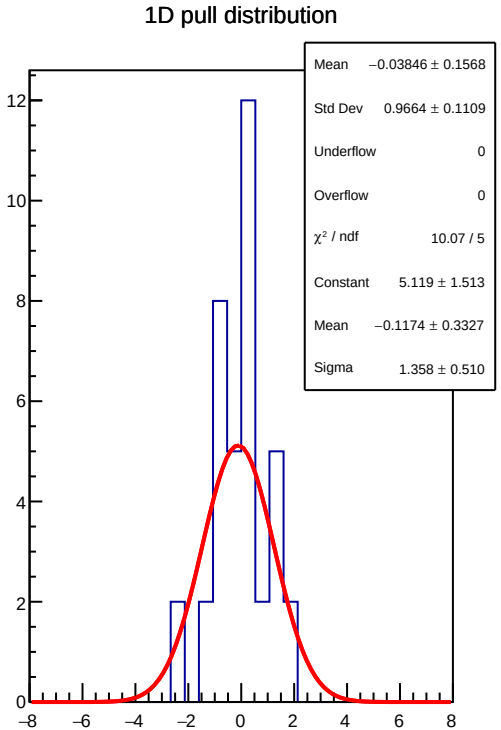
1D pull distribution
Mean −0.03846 ± 0.1568
Std Dev 0.9664 ± 0.1109
Underflow 0
Overflow 0
χ² / ndf 10.07 / 5
Constant 5.119 ± 1.513
Mean −0.1174 ± 0.3327
Sigma 1.358 ± 0.510
12
10
8
6
4
2
0
−8
−6
−4
−2
0
2
4
6
8

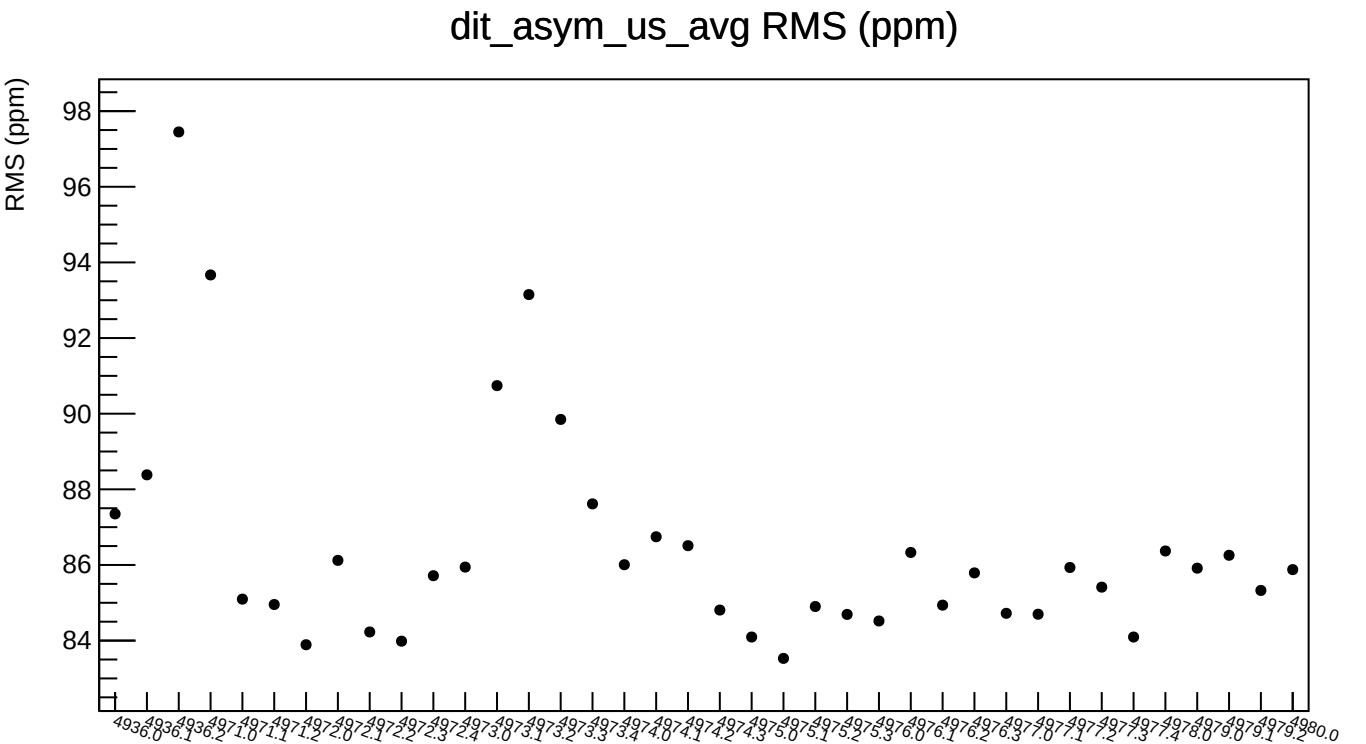
dit_asym_us_avg RMS (ppm)
RMS (ppm)
98
96
94
92
90
88
86
84
4936.0
4936.1
4936.2
4971.0
4971.1
4971.2
4972.0
4972.1
4972.2
4972.3
4972.4
4973.0
4973.1
4973.2
4973.3
4973.4
4974.0
4974.1
4974.2
4974.3
4975.0
4975.1
4975.2
4975.3
4976.0
4976.1
4976.2
4976.3
4977.0
4977.1
4977.2
4977.3
4977.4
4978.0
4979.0
4979.1
4979.2
4980.0

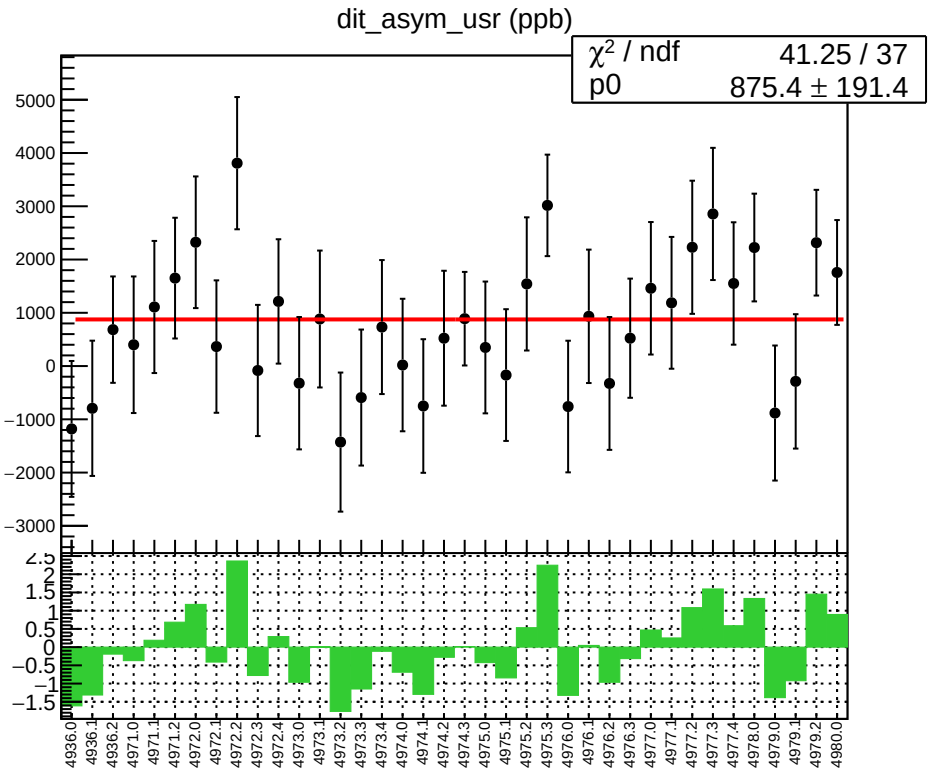
dit_asym_usr (ppb)
χ² / ndf 41.25 / 37
p0 875.4 ± 191.4
5000
4000
3000
2000
1000
0
−1000
−2000
−3000
2.5
2
1.5
1
0.5
0
−0.5
−1
−1.5
4936.0
4936.1
4936.2
4971.0
4971.1
4971.2
4972.0
4972.1
4972.2
4972.3
4972.4
4973.0
4973.1
4973.2
4973.3
4973.4
4974.0
4974.1
4974.2
4974.3
4975.0
4975.1
4975.2
4975.3
4976.0
4976.1
4976.2
4976.3
4977.0
4977.1
4977.2
4977.3
4977.4
4978.0
4979.0
4979.1
4979.2
4980.0

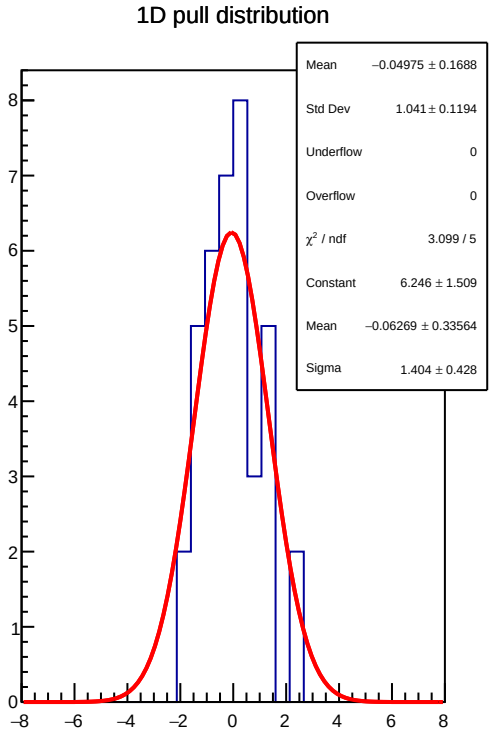
1D pull distribution
Mean −0.04975 ± 0.1688
Std Dev 1.041 ± 0.1194
Underflow 0
Overflow 0
χ² / ndf 3.099 / 5
Constant 6.246 ± 1.509
Mean −0.06269 ± 0.33564
Sigma 1.404 ± 0.428
8
7
6
5
4
3
2
1
0
−8
−6
−4
−2
0
2
4
6
8

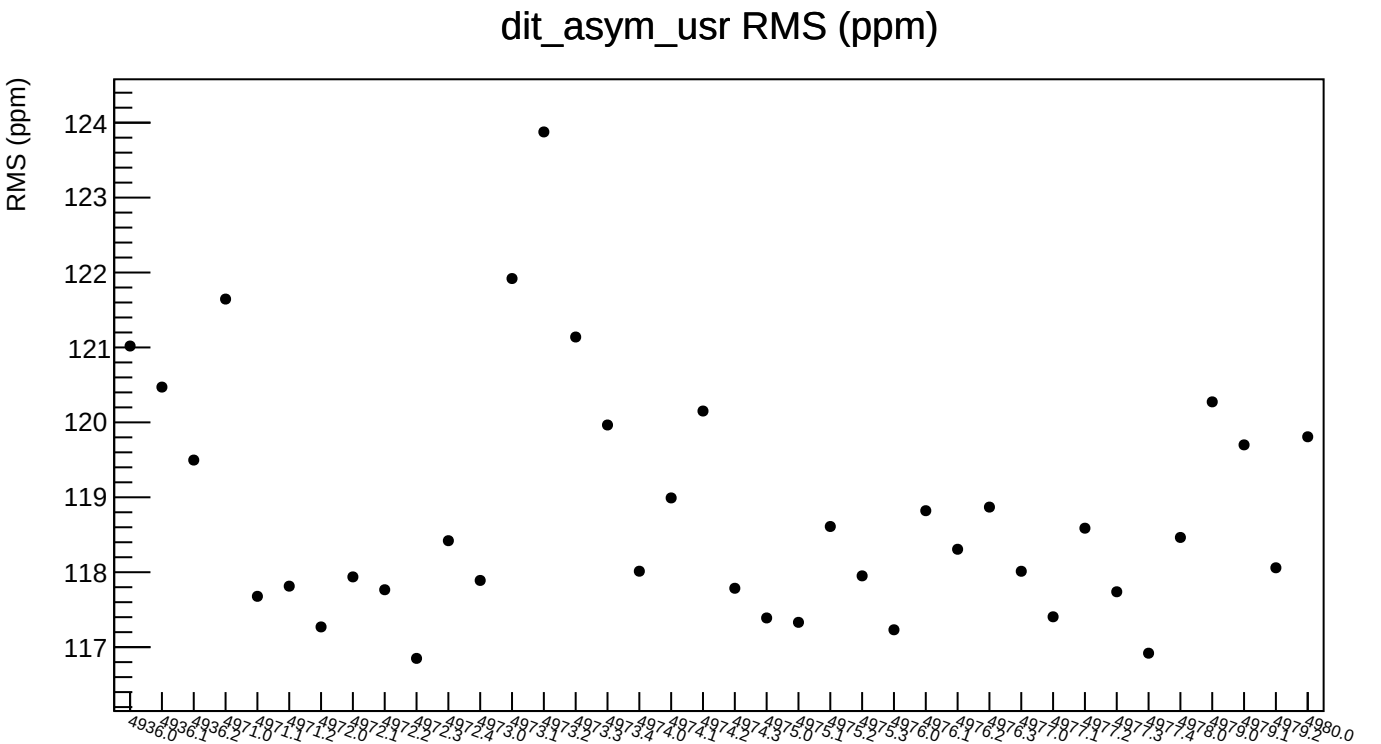
dit_asym_usr RMS (ppm)
RMS (ppm)
124
123
122
121
120
119
118
117
4936.0
4936.1
4936.2
4971.0
4971.1
4971.2
4972.0
4972.1
4972.2
4972.3
4972.4
4973.0
4973.1
4973.2
4973.3
4973.4
4974.0
4974.1
4974.2
4974.3
4975.0
4975.1
4975.2
4975.3
4976.0
4976.1
4976.2
4976.3
4977.0
4977.1
4977.2
4977.3
4977.4
4978.0
4979.0
4979.1
4979.2
4980.0

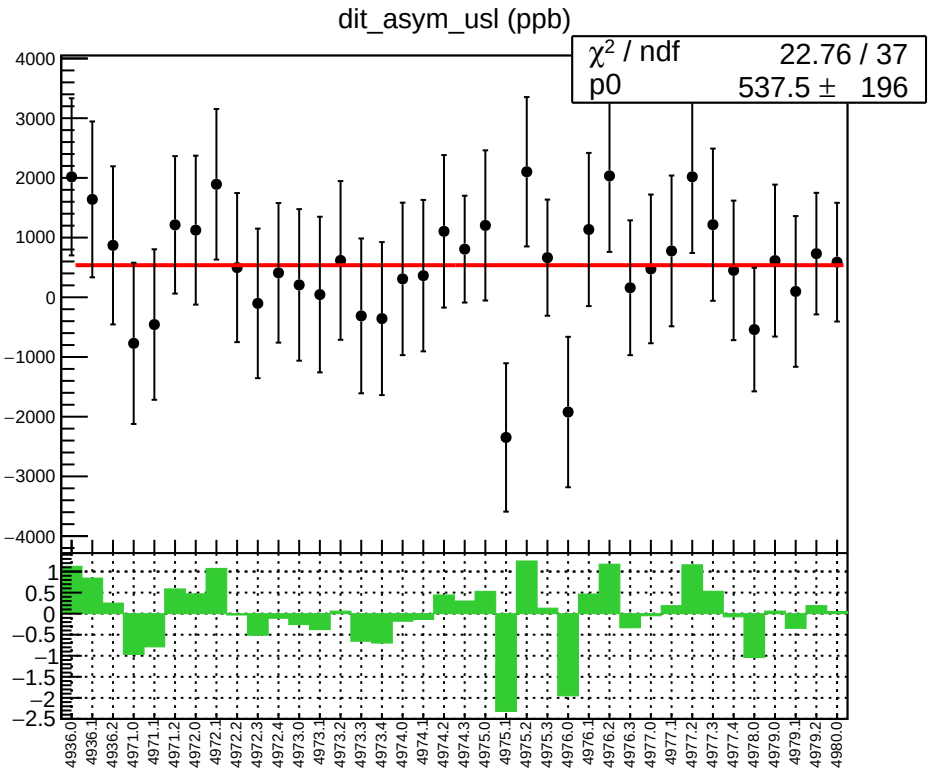
dit_asym_usl (ppb)
χ² / ndf 22.76 / 37
p0 537.5 ± 196
4000
3000
2000
1000
0
−1000
−2000
−3000
−4000
1
0.5
0
−0.5
−1
−1.5
−2
−2.5
4936.0
4936.1
4936.2
4971.0
4971.1
4971.2
4972.0
4972.1
4972.2
4972.3
4972.4
4973.0
4973.1
4973.2
4973.3
4973.4
4974.0
4974.1
4974.2
4974.3
4975.0
4975.1
4975.2
4975.3
4976.0
4976.1
4976.2
4976.3
4977.0
4977.1
4977.2
4977.3
4977.4
4978.0
4979.0
4979.1
4979.2
4980.0

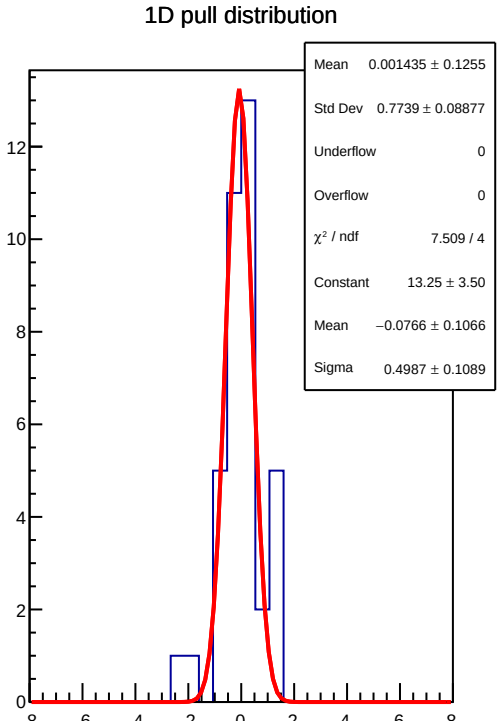
1D pull distribution
Mean 0.001435 ± 0.1255
Std Dev 0.7739 ± 0.08877
Underflow 0
Overflow 0
χ² / ndf 7.509 / 4
Constant 13.25 ± 3.50
Mean −0.0766 ± 0.1066
Sigma 0.4987 ± 0.1089
12
10
8
6
4
2
0
−8
−6
−4
−2
0
2
4
6
8

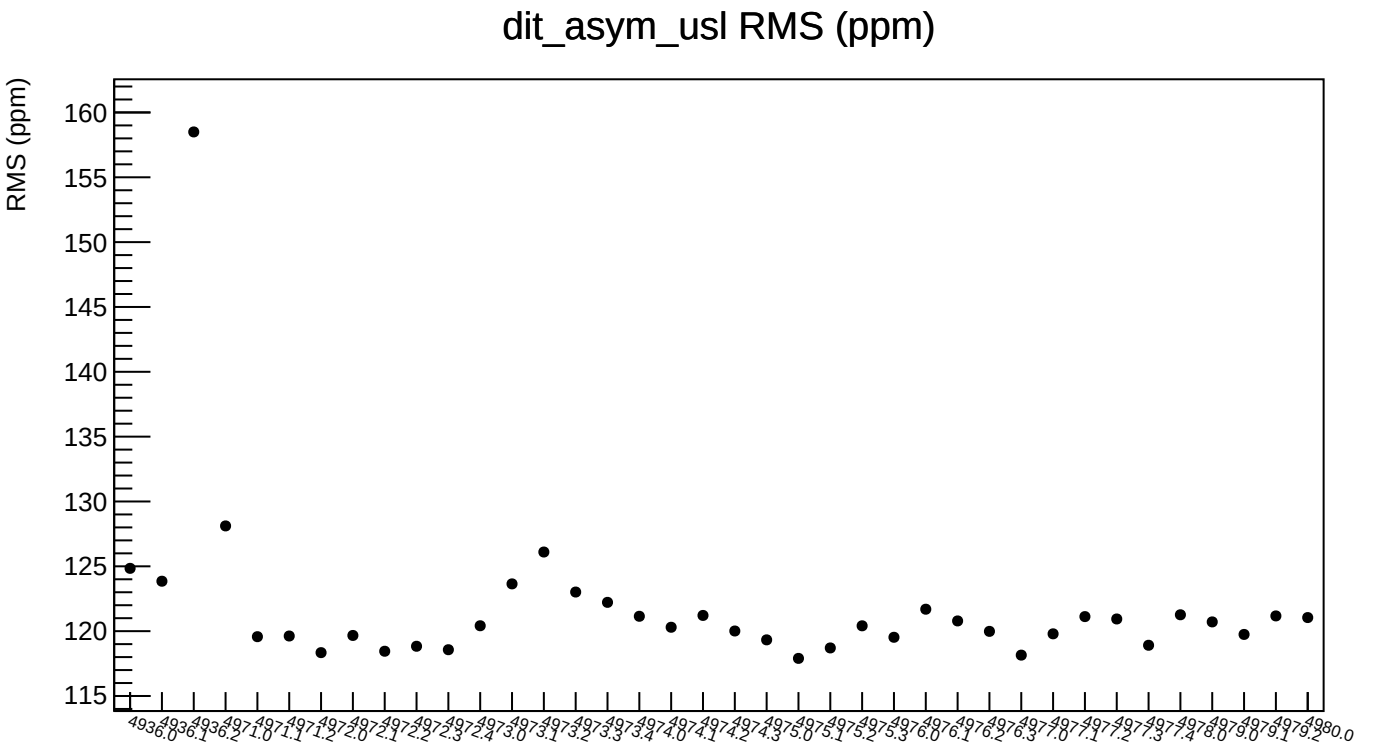
dit_asym_usl RMS (ppm)
RMS (ppm)
160
155
150
145
140
135
130
125
120
115
4936.0
4936.1
4936.2
4971.0
4971.1
4971.2
4972.0
4972.1
4972.2
4972.3
4972.4
4973.0
4973.1
4973.2
4973.3
4973.4
4974.0
4974.1
4974.2
4974.3
4975.0
4975.1
4975.2
4975.3
4976.0
4976.1
4976.2
4976.3
4977.0
4977.1
4977.2
4977.3
4977.4
4978.0
4979.0
4979.1
4979.2
4980.0

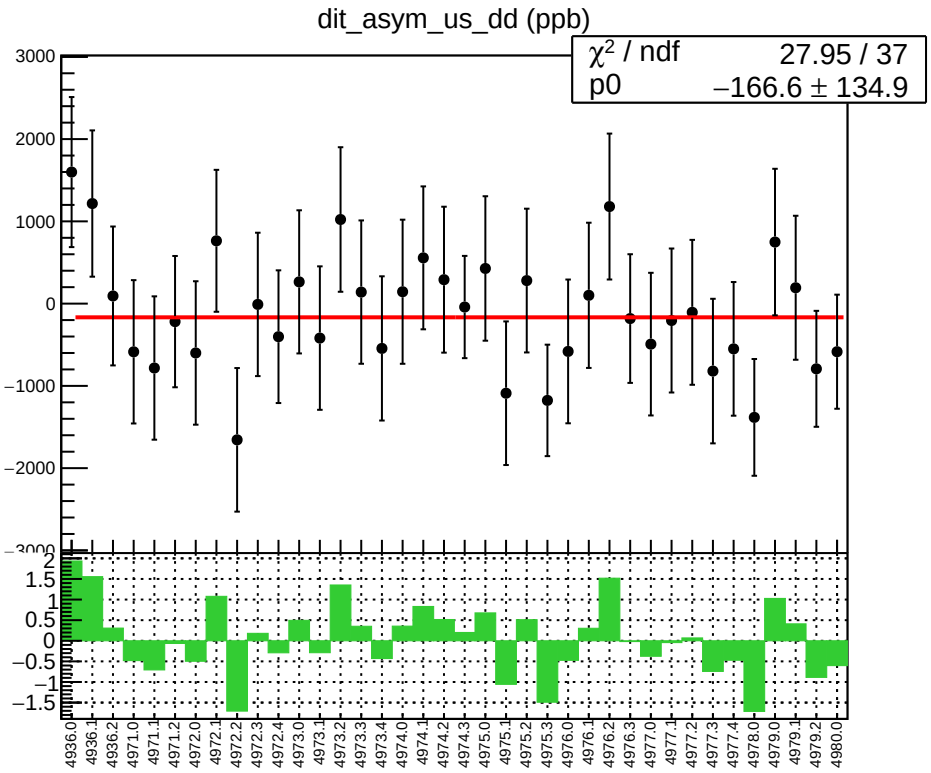
dit_asym_us_dd (ppb)
χ² / ndf 27.95 / 37
p0 −166.6 ± 134.9
3000
2000
1000
0
−1000
−2000
−3000
2
1.5
1
0.5
0
−0.5
−1
−1.5
4936.0
4936.1
4936.2
4971.0
4971.1
4971.2
4972.0
4972.1
4972.2
4972.3
4972.4
4973.0
4973.1
4973.2
4973.3
4973.4
4974.0
4974.1
4974.2
4974.3
4975.0
4975.1
4975.2
4975.3
4976.0
4976.1
4976.2
4976.3
4977.0
4977.1
4977.2
4977.3
4977.4
4978.0
4979.0
4979.1
4979.2
4980.0

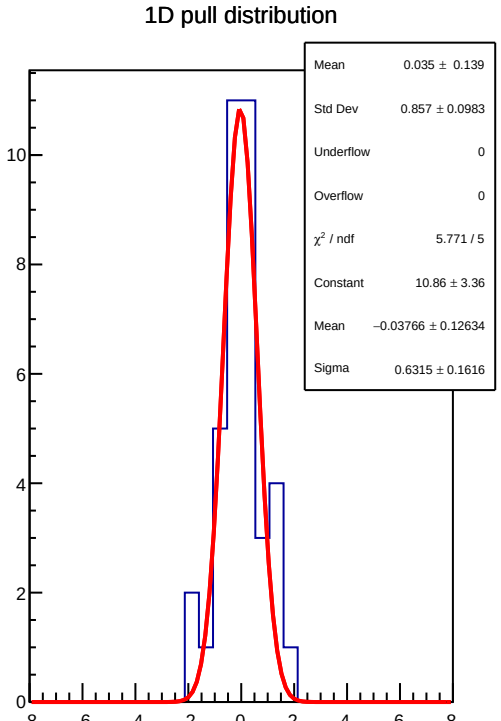
1D pull distribution
Mean 0.035 ± 0.139
Std Dev 0.857 ± 0.0983
Underflow 0
Overflow 0
χ² / ndf 5.771 / 5
Constant 10.86 ± 3.36
Mean −0.03766 ± 0.12634
Sigma 0.6315 ± 0.1616
10
8
6
4
2
0
−8
−6
−4
−2
0
2
4
6
8

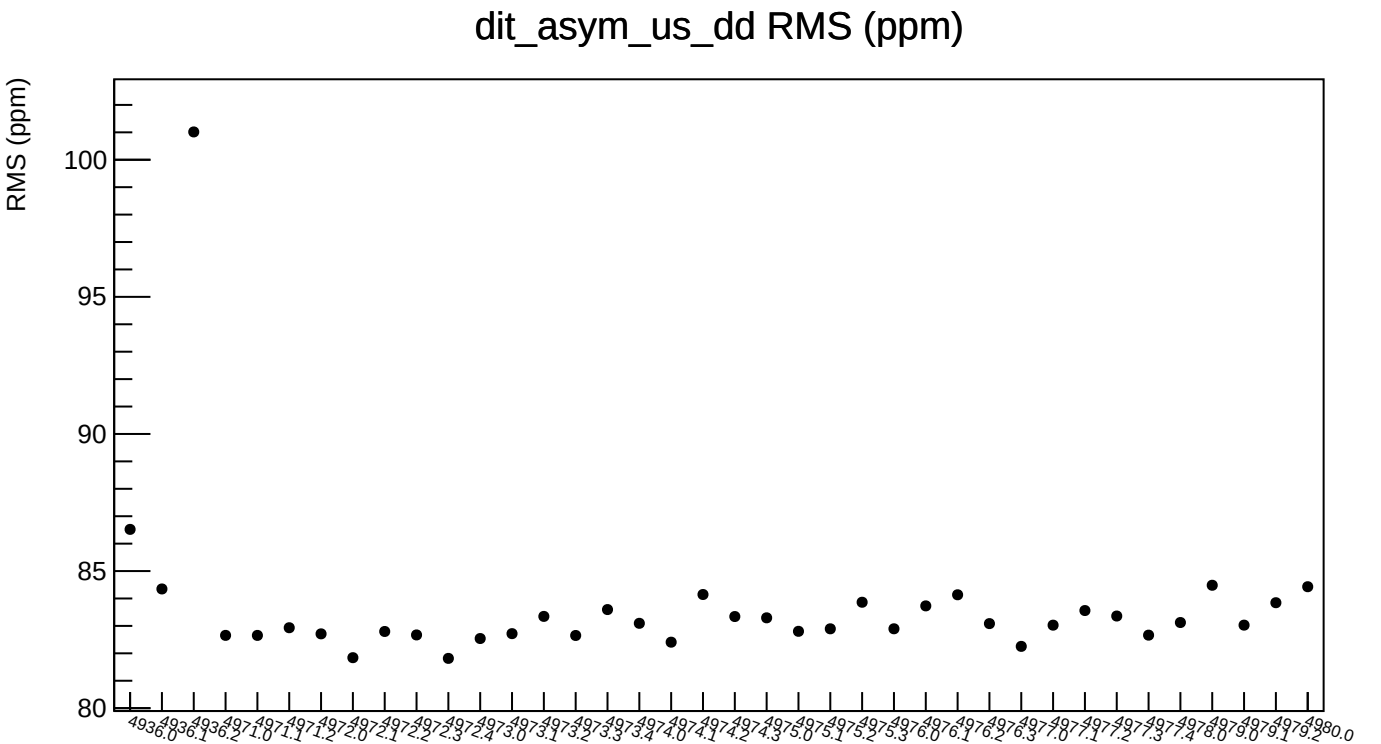
dit_asym_us_dd RMS (ppm)
RMS (ppm)
100
95
90
85
80
49336.0
49336.1
49336.2
49371.0
49371.1
49371.2
49372.0
49372.1
49372.2
49372.3
49372.4
49373.0
49373.1
49373.2
49373.3
49373.4
49374.0
49374.1
49374.2
49374.3
49375.0
49375.1
49375.2
49375.3
49376.0
49376.1
49376.2
49376.3
49377.0
49377.1
49377.2
49377.3
49377.4
49378.0
49379.0
49379.1
49379.2
49380.0