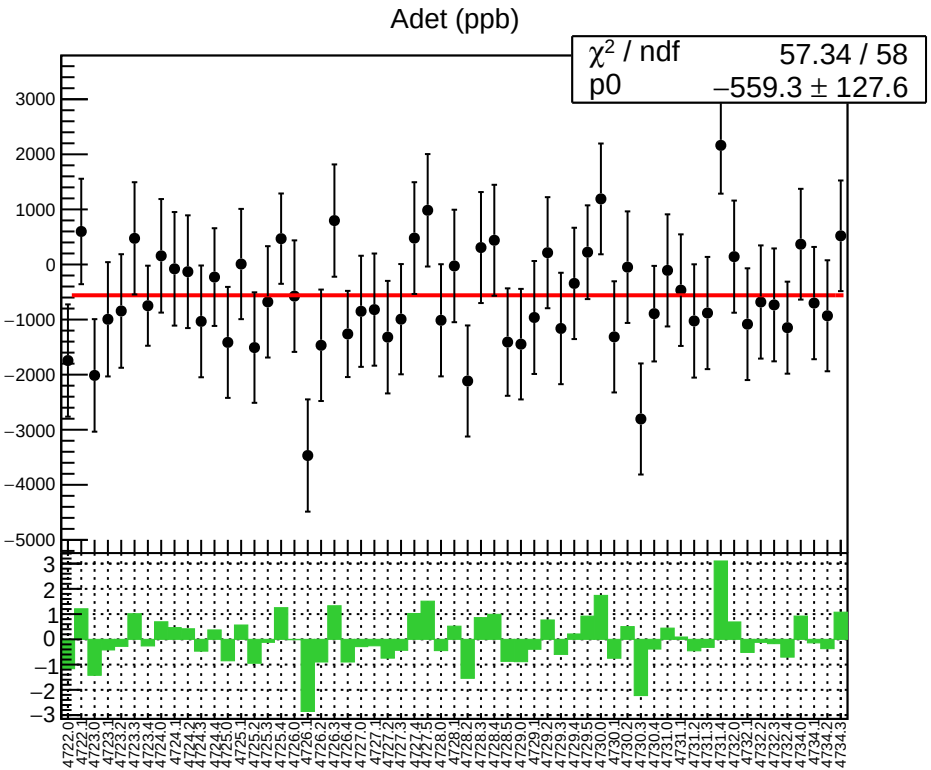
Adet (ppb)
χ² / ndf 57.34 / 58
p0 −559.3 ± 127.6

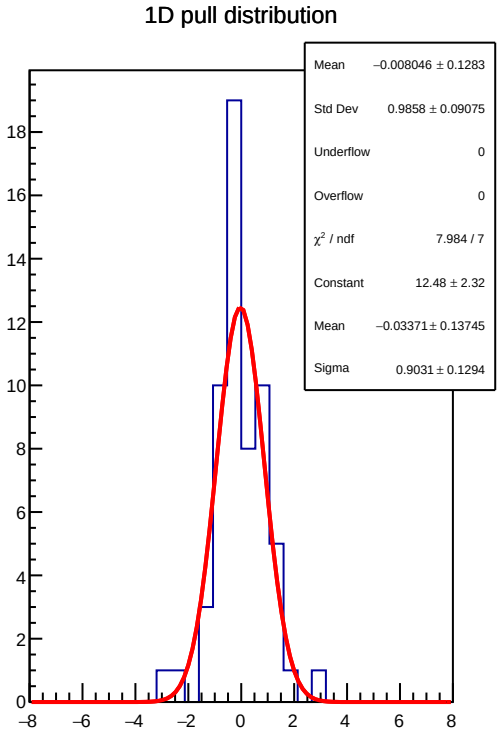
1D pull distribution
Mean −0.008046 ± 0.1283
Std Dev 0.9858 ± 0.09075
Underflow 0
Overflow 0
χ² / ndf 7.984 / 7
Constant 12.48 ± 2.32
Mean −0.03371 ± 0.13745
Sigma 0.9031 ± 0.1294

Adet RMS (ppm)

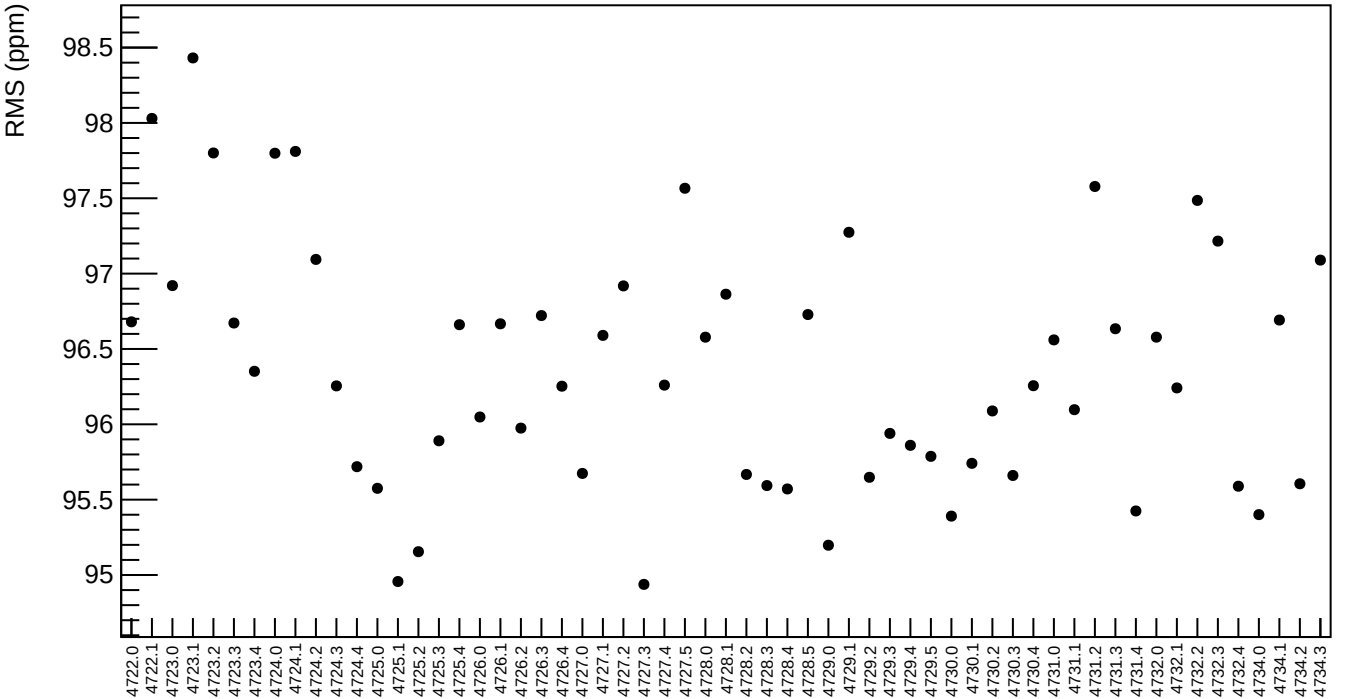
RMS (ppm)
98.5
98
97.5
97
96.5
96
95.5
95
4722.0
4722.1
4723.0
4723.1
4723.2
4723.3
4723.4
4724.0
4724.1
4724.2
4724.3
4724.4
4725.0
4725.1
4725.2
4725.3
4725.4
4726.0
4726.1
4726.2
4726.3
4726.4
4727.0
4727.1
4727.2
4727.3
4727.4
4727.5
4728.0
4728.1
4728.2
4728.3
4728.4
4728.5
4729.0
4729.1
4729.2
4729.3
4729.4
4729.5
4730.0
4730.1
4730.2
4730.3
4730.4
4731.0
4731.1
4731.2
4731.3
4731.4
4732.0
4732.1
4732.2
4732.3
4732.4
4734.0
4734.1
4734.2
4734.3

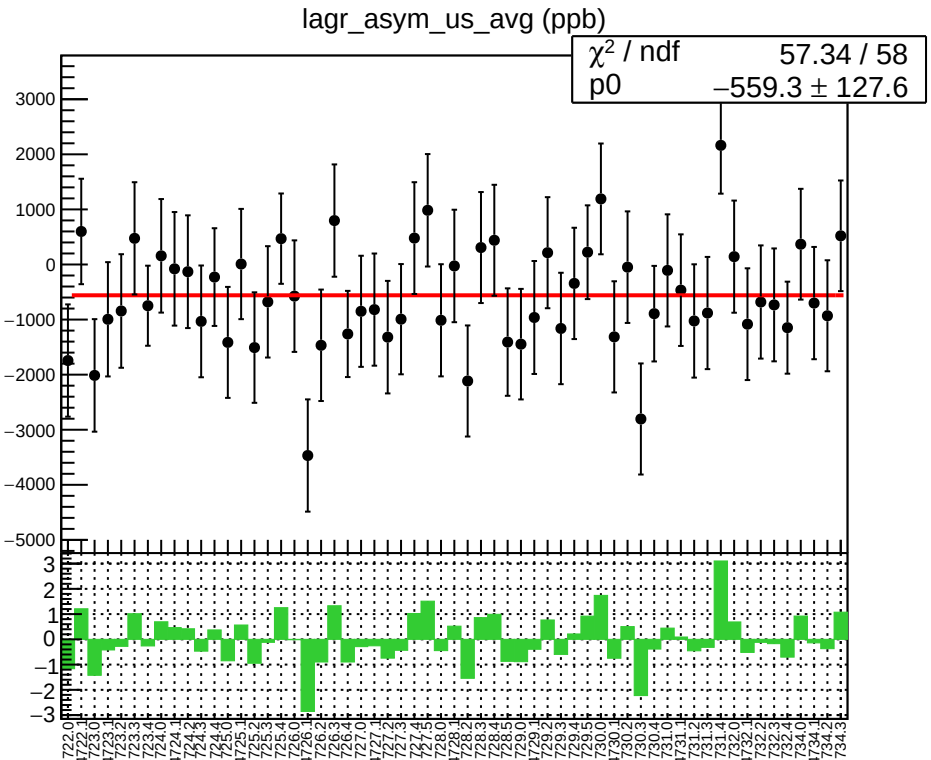
lagr_asym_us_avg (ppb)
χ² / ndf 57.34 / 58
p0 −559.3 ± 127.6

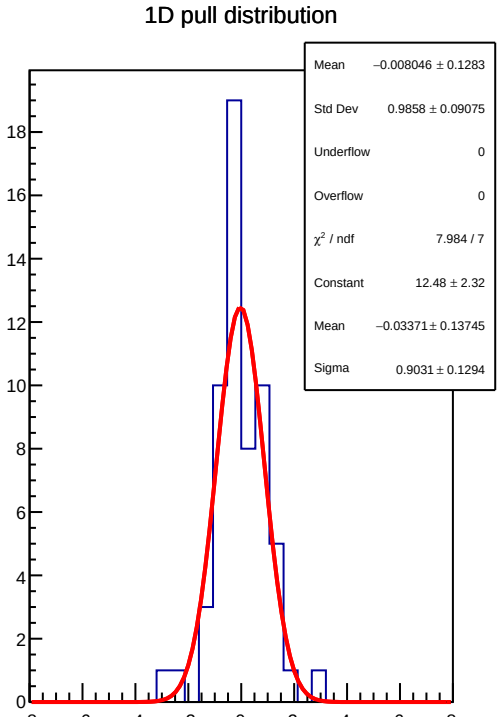
1D pull distribution
Mean −0.008046 ± 0.1283
Std Dev 0.9858 ± 0.09075
Underflow 0
Overflow 0
χ² / ndf 7.984 / 7
Constant 12.48 ± 2.32
Mean −0.03371 ± 0.13745
Sigma 0.9031 ± 0.1294

lagr_asym_us_avg RMS (ppm)

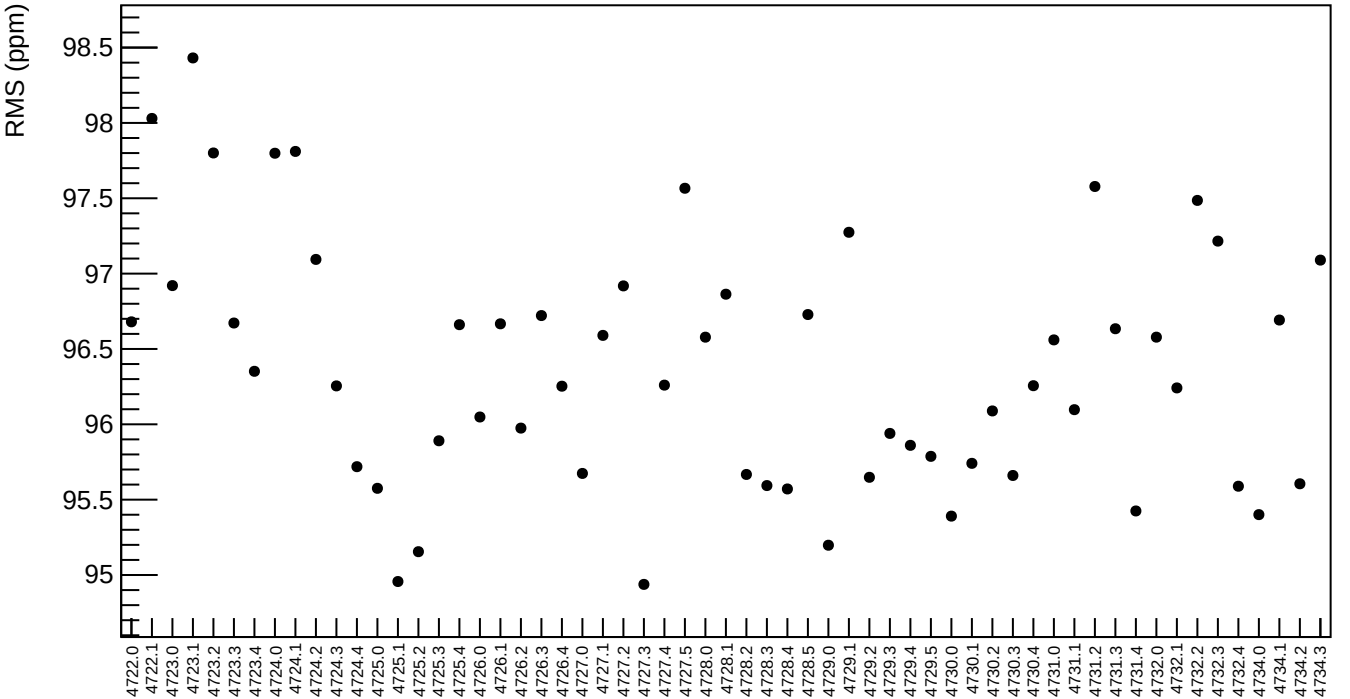

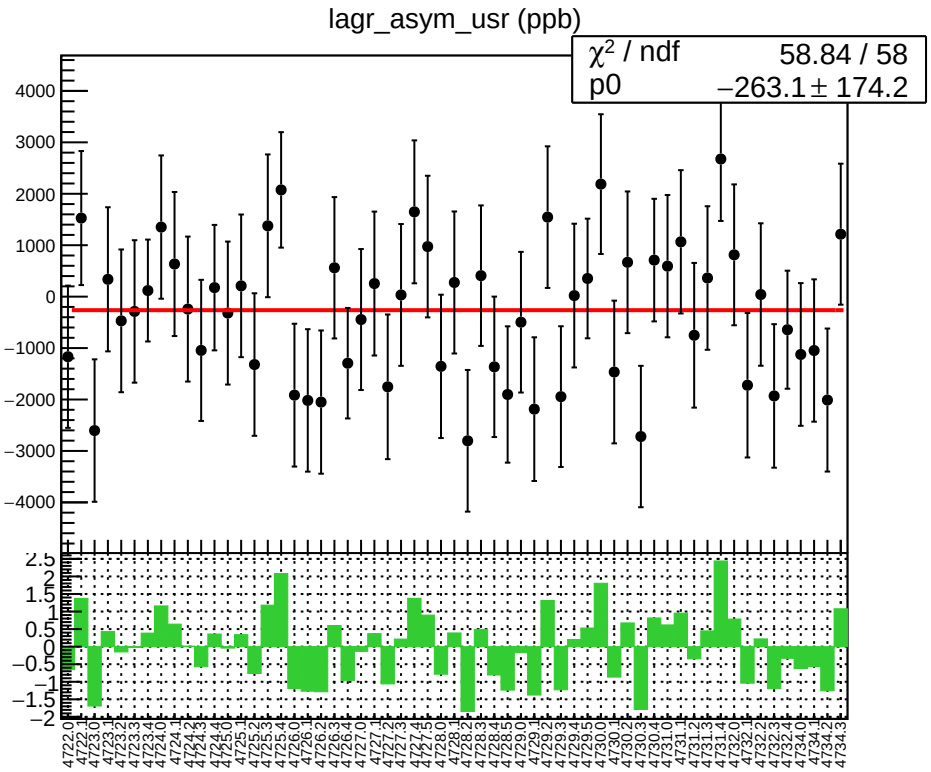
lagr_asym_usr (ppb)
χ² / ndf 58.84 / 58
p0 −263.1 ± 174.2

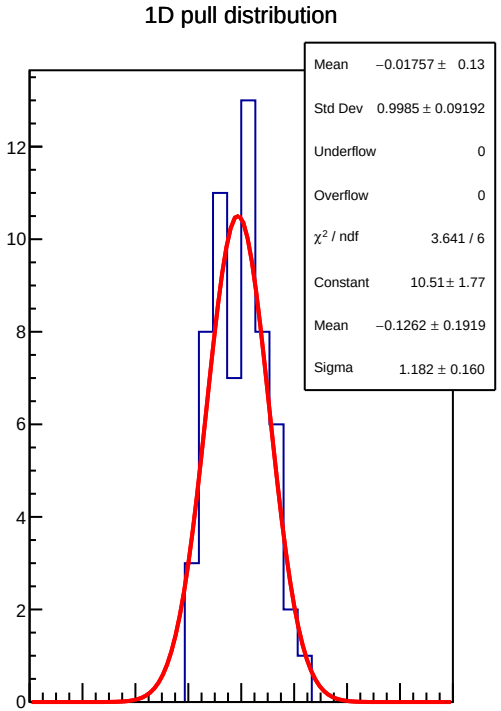
1D pull distribution
Mean −0.01757 ± 0.13
Std Dev 0.9985 ± 0.09192
Underflow 0
Overflow 0
χ² / ndf 3.641 / 6
Constant 10.51 ± 1.77
Mean −0.1262 ± 0.1919
Sigma 1.182 ± 0.160

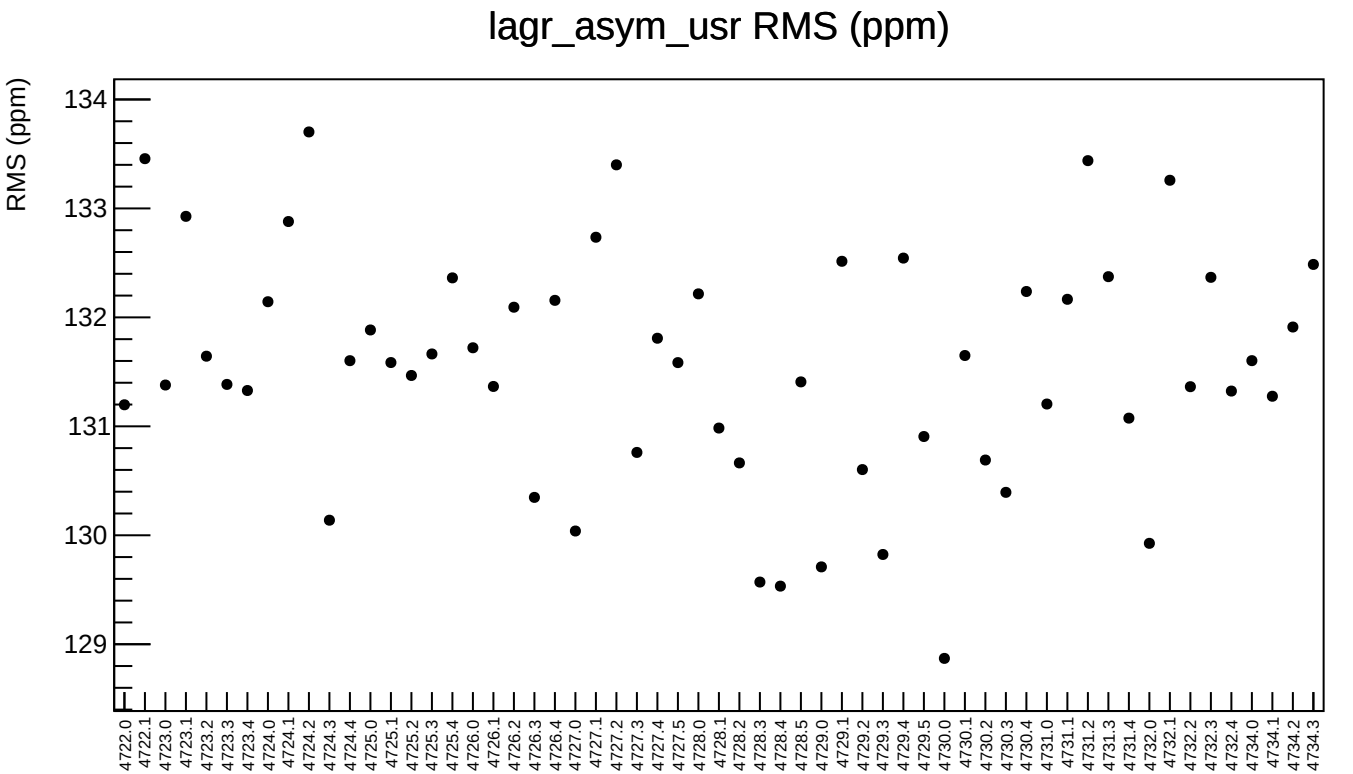
lagr_asym_usr RMS (ppm)
RMS (ppm)
134
133
132
131
130
129
4722.0
4722.1
4723.0
4723.1
4723.2
4723.3
4723.4
4724.0
4724.1
4724.2
4724.3
4724.4
4725.0
4725.1
4725.2
4725.3
4725.4
4726.0
4726.1
4726.2
4726.3
4726.4
4727.0
4727.1
4727.2
4727.3
4727.4
4727.5
4728.0
4728.1
4728.2
4728.3
4728.4
4728.5
4729.0
4729.1
4729.2
4729.3
4729.4
4729.5
4730.0
4730.1
4730.2
4730.3
4730.4
4731.0
4731.1
4731.2
4731.3
4731.4
4732.0
4732.1
4732.2
4732.3
4732.4
4734.0
4734.1
4734.2
4734.3

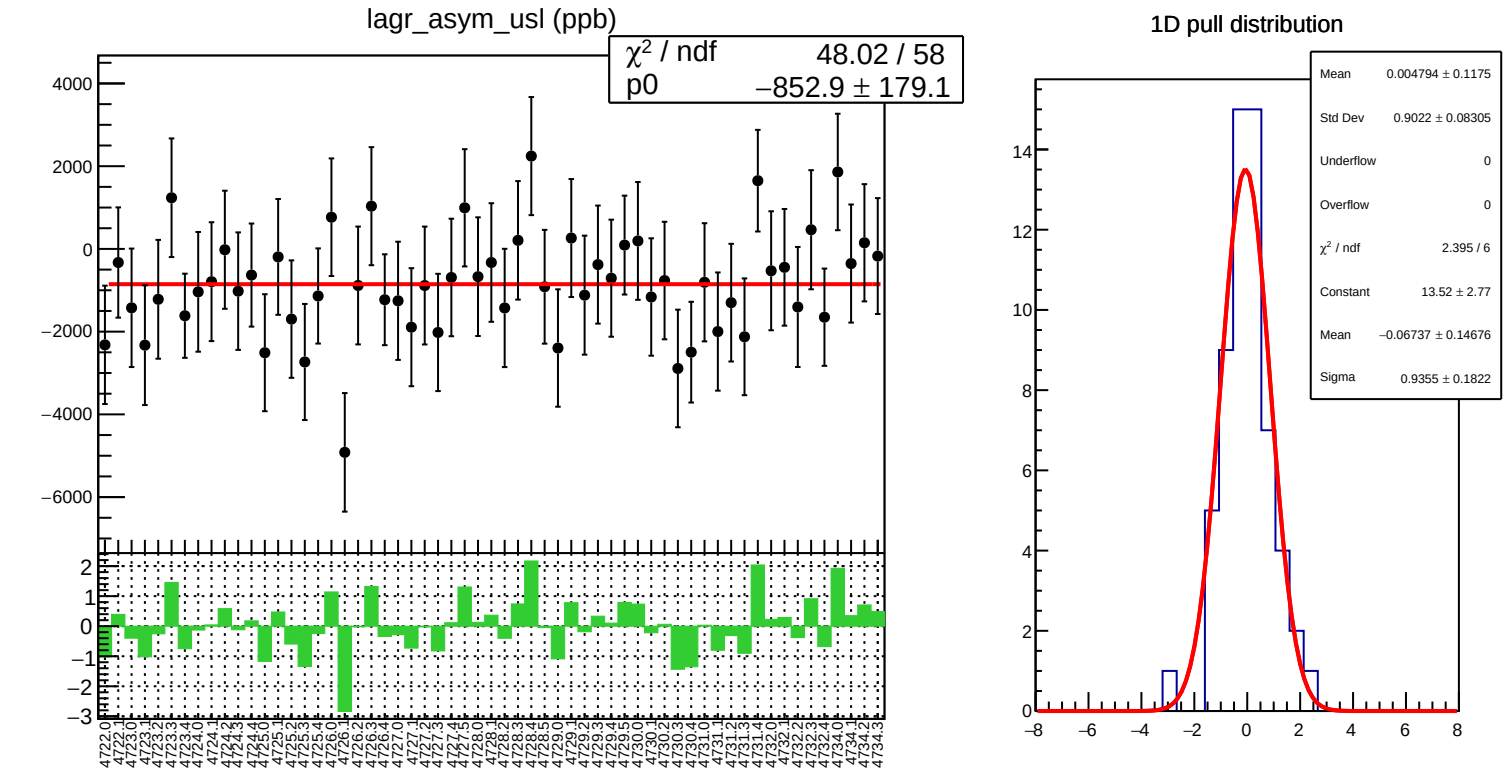
lagr_asym_usl (ppb)
χ² / ndf 48.02 / 58
p0 −852.9 ± 179.1
1D pull distribution
Mean 0.004794 ± 0.1175
Std Dev 0.9022 ± 0.08305
Underflow 0
Overflow 0
χ² / ndf 2.395 / 6
Constant 13.52 ± 2.77
Mean −0.06737 ± 0.14676
Sigma 0.9355 ± 0.1822

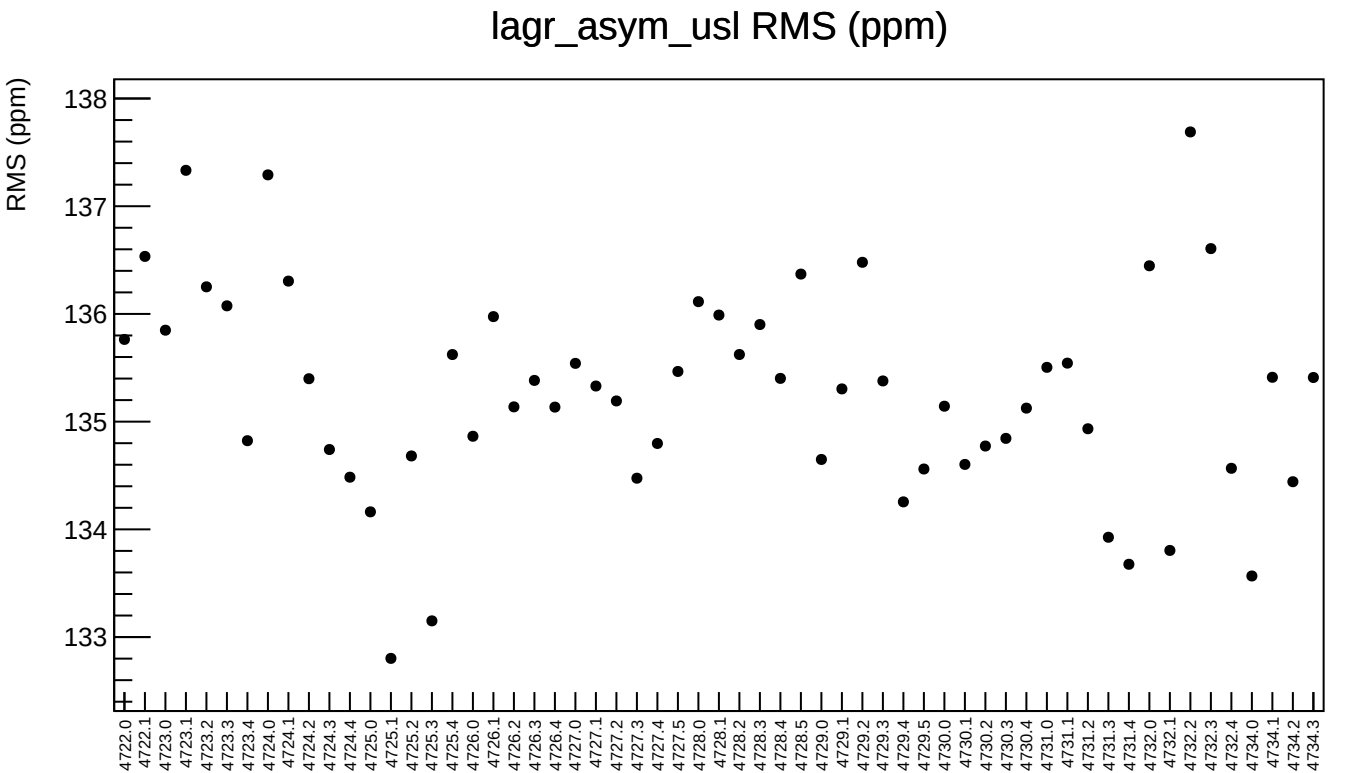
lagr_asym_usl RMS (ppm)
RMS (ppm)
138
137
136
135
134
133
4722.0
4722.1
4723.0
4723.1
4723.2
4723.3
4723.4
4724.0
4724.1
4724.2
4724.3
4724.4
4725.0
4725.1
4725.2
4725.3
4725.4
4726.0
4726.1
4726.2
4726.3
4726.4
4727.0
4727.1
4727.2
4727.3
4727.4
4727.5
4728.0
4728.1
4728.2
4728.3
4728.4
4728.5
4729.0
4729.1
4729.2
4729.3
4729.4
4729.5
4730.0
4730.1
4730.2
4730.3
4730.4
4731.0
4731.1
4731.2
4731.3
4731.4
4732.0
4732.1
4732.2
4732.3
4732.4
4734.0
4734.1
4734.2
4734.3

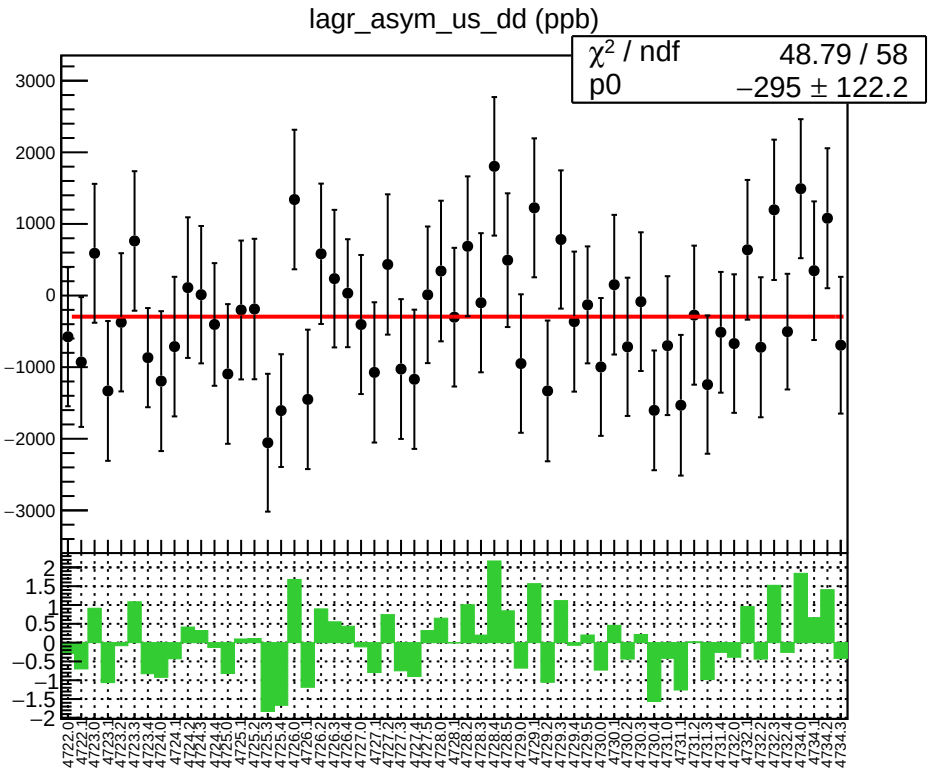
lagr_asym_us_dd (ppb)
χ² / ndf 48.79 / 58
p0 −295 ± 122.2

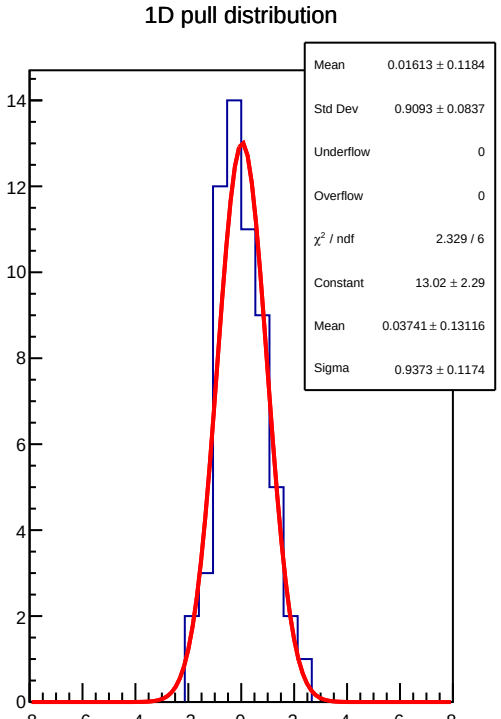
1D pull distribution
Mean 0.01613 ± 0.1184
Std Dev 0.9093 ± 0.0837
Underflow 0
Overflow 0
χ² / ndf 2.329 / 6
Constant 13.02 ± 2.29
Mean 0.03741 ± 0.13116
Sigma 0.9373 ± 0.1174

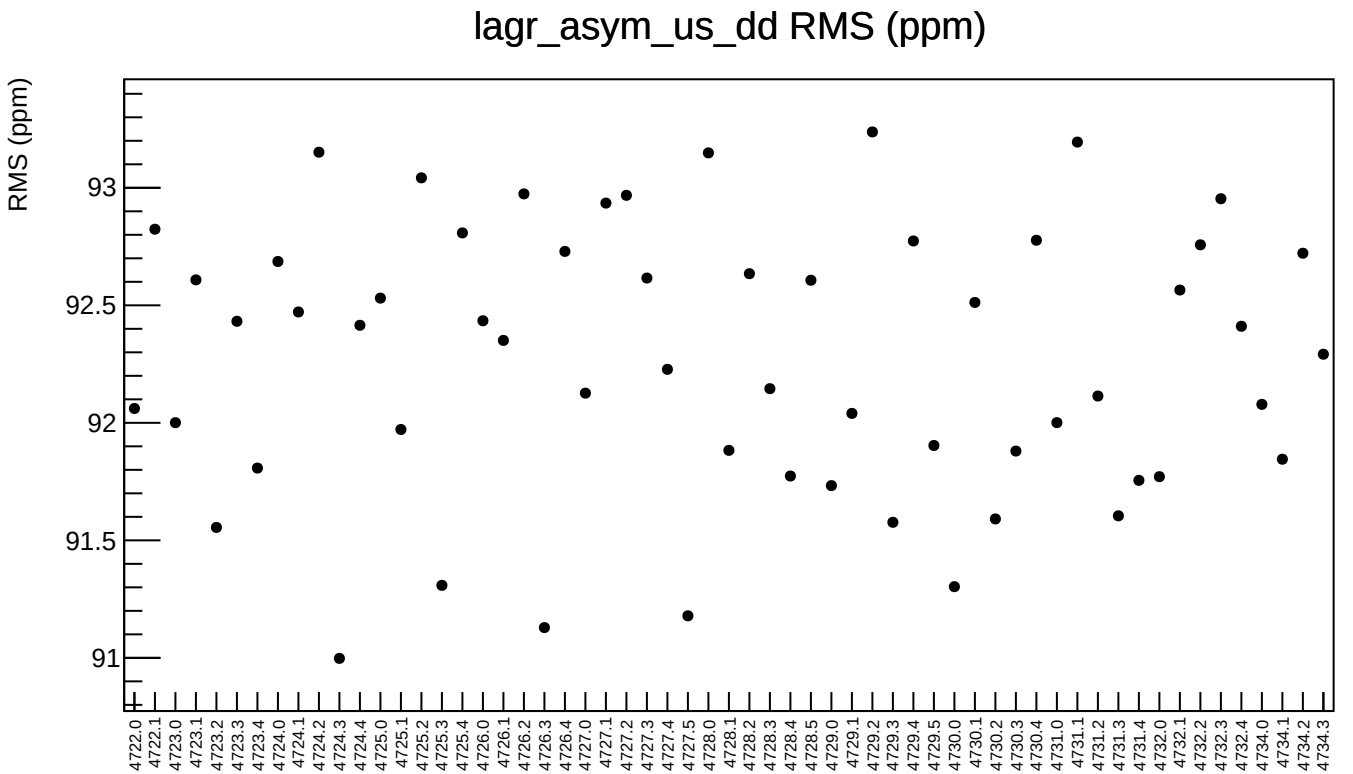
lagr_asym_us_dd RMS (ppm)
RMS (ppm)
93
92.5
92
91.5
91
4722.0
4722.1
4723.0
4723.1
4723.2
4723.3
4723.4
4724.0
4724.1
4724.2
4724.3
4724.4
4725.0
4725.1
4725.2
4725.3
4725.4
4726.0
4726.1
4726.2
4726.3
4726.4
4727.0
4727.1
4727.2
4727.3
4727.4
4727.5
4728.0
4728.1
4728.2
4728.3
4728.4
4728.5
4729.0
4729.1
4729.2
4729.3
4729.4
4729.5
4730.0
4730.1
4730.2
4730.3
4730.4
4731.0
4731.1
4731.2
4731.3
4731.4
4732.0
4732.1
4732.2
4732.3
4732.4
4734.0
4734.1
4734.2
4734.3