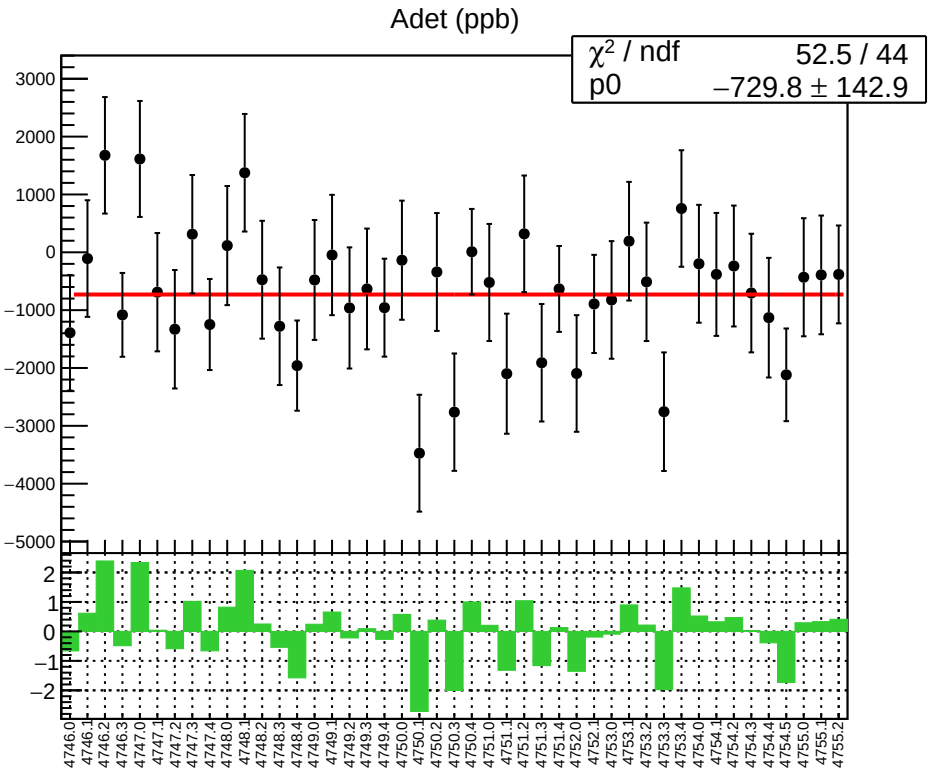
Adet (ppb)
χ² / ndf 52.5 / 44
p0 −729.8 ± 142.9
3000
2000
1000
0
−1000
−2000
−3000
−4000
−5000
2
1
0
−1
−2
4746.0
4746.1
4746.2
4746.3
4747.0
4747.1
4747.2
4747.3
4747.4
4748.0
4748.1
4748.2
4748.3
4748.4
4749.0
4749.1
4749.2
4749.3
4749.4
4750.0
4750.1
4750.2
4750.3
4750.4
4751.0
4751.1
4751.2
4751.3
4751.4
4752.0
4752.1
4753.0
4753.1
4753.2
4753.3
4753.4
4754.0
4754.1
4754.2
4754.3
4754.4
4754.5
4755.0
4755.1
4755.2

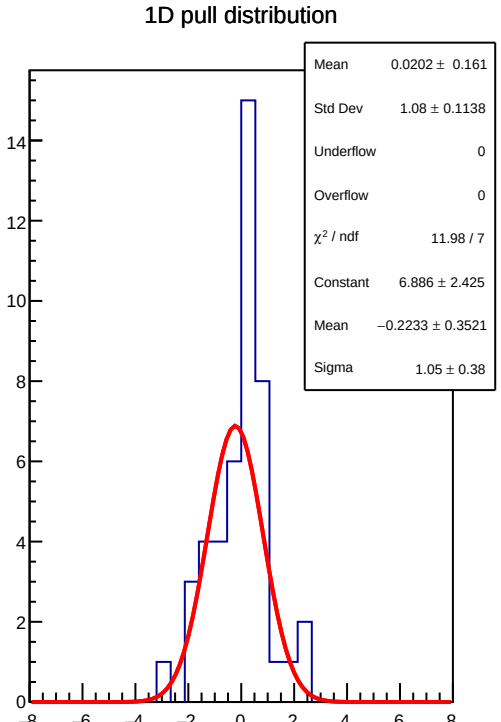
1D pull distribution
Mean 0.0202 ± 0.161
Std Dev 1.08 ± 0.1138
Underflow 0
Overflow 0
χ² / ndf 11.98 / 7
Constant 6.886 ± 2.425
Mean −0.2233 ± 0.3521
Sigma 1.05 ± 0.38
14
12
10
8
6
4
2
0
−8
−6
−4
−2
0
2
4
6
8

Adet RMS (ppm)

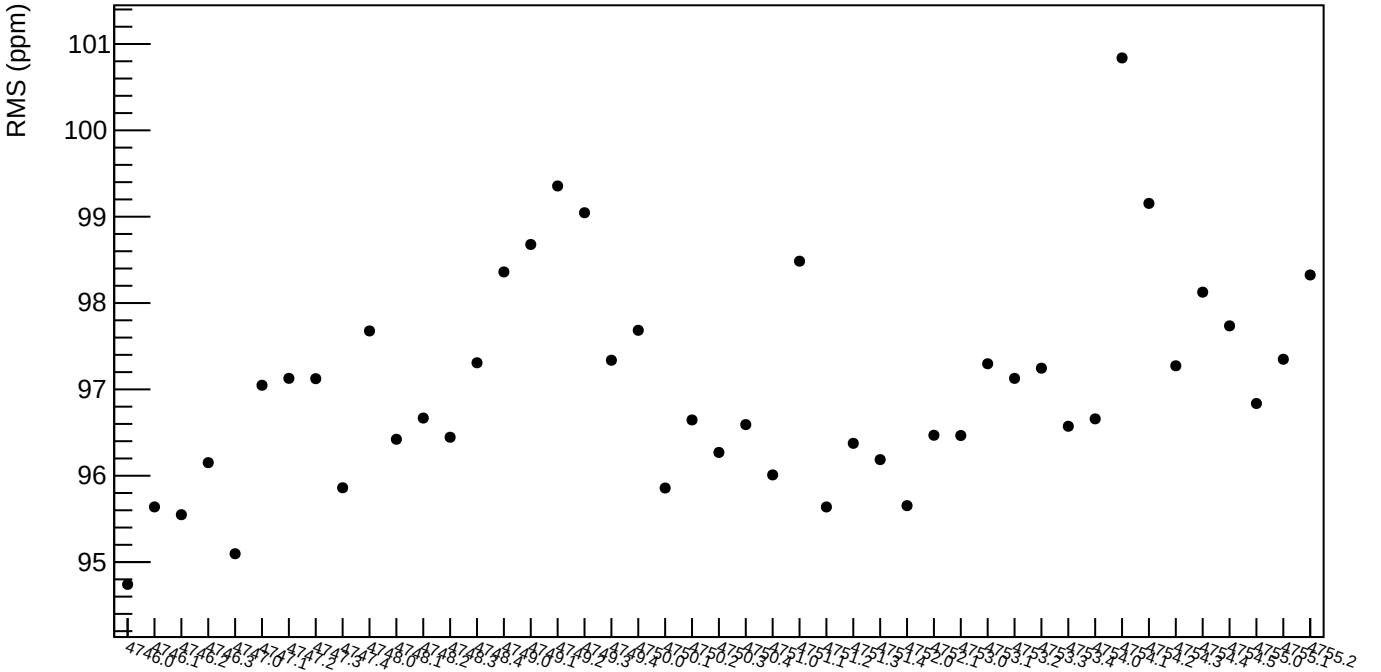
RMS (ppm)
101
100
99
98
97
96
95
474746.0 46.1 46.2 46.3 47.0 47.1 47.2 47.3 47.4 48.0 48.1 48.2 48.3 48.4 49.0 49.1 49.2 49.3 49.4 50.0 50.1 50.2 50.3 50.4 51.0 51.1 51.2 51.3 51.4 52.0 52.1 53.0 53.1 53.2 53.3 53.4 54.0 54.1 54.2 54.3 54.4 54.5 55.0 55.1 55.2

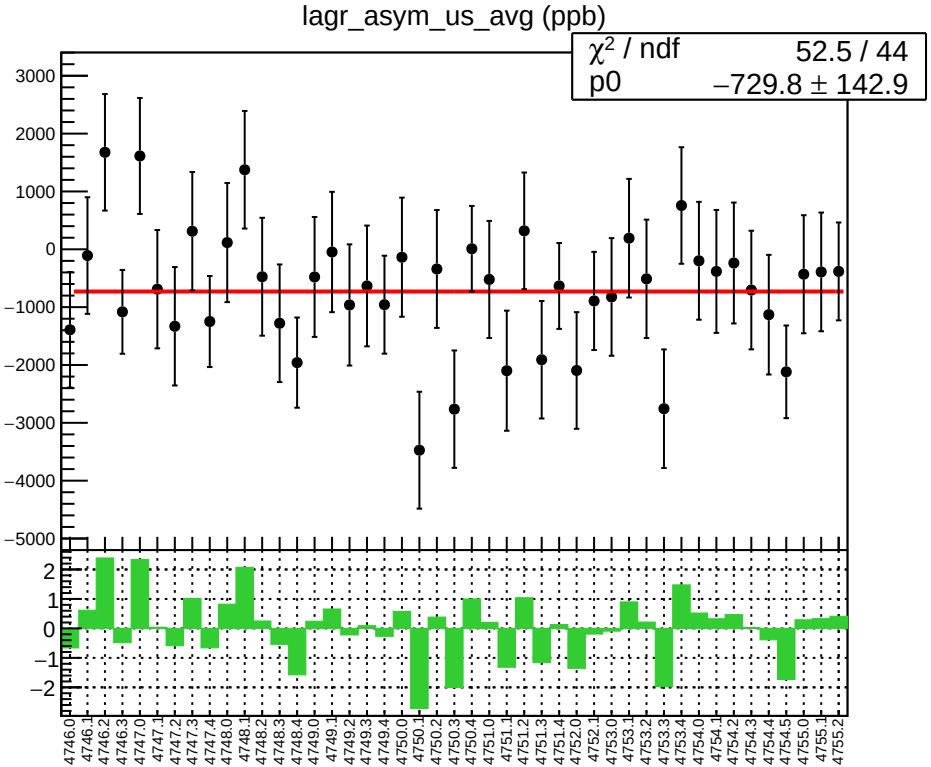
lagr_asym_us_avg (ppb)
χ^2 / ndf 52.5 / 44
p0 −729.8 ± 142.9
3000
2000
1000
0
−1000
−2000
−3000
−4000
−5000
2
1
0
−1
−2
4746.0
4746.1
4746.2
4746.3
4747.0
4747.1
4747.2
4747.3
4747.4
4748.0
4748.1
4748.2
4748.3
4748.4
4749.0
4749.1
4749.2
4749.3
4749.4
4750.0
4750.1
4750.2
4750.3
4750.4
4751.0
4751.1
4751.2
4751.3
4751.4
4752.0
4752.1
4753.0
4753.1
4753.2
4753.3
4753.4
4754.0
4754.1
4754.2
4754.3
4754.4
4754.5
4755.0
4755.1
4755.2

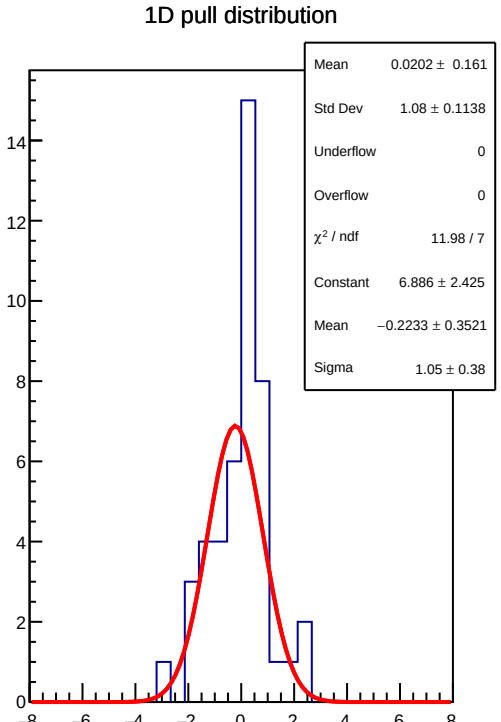
1D pull distribution
Mean 0.0202 ± 0.161
Std Dev 1.08 ± 0.1138
Underflow 0
Overflow 0
χ^2 / ndf 11.98 / 7
Constant 6.886 ± 2.425
Mean −0.2233 ± 0.3521
Sigma 1.05 ± 0.38
14
12
10
8
6
4
2
0
−8
−6
−4
−2
0
2
4
6
8

lagr_asym_us_avg RMS (ppm)

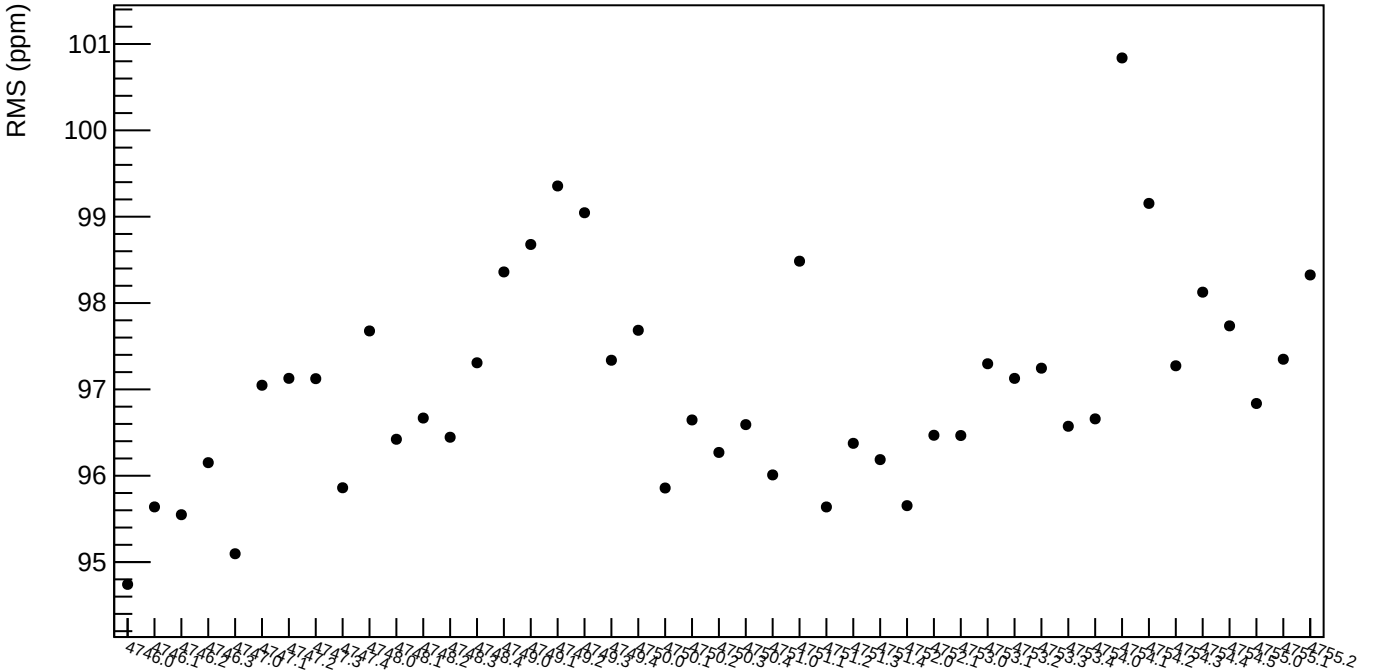

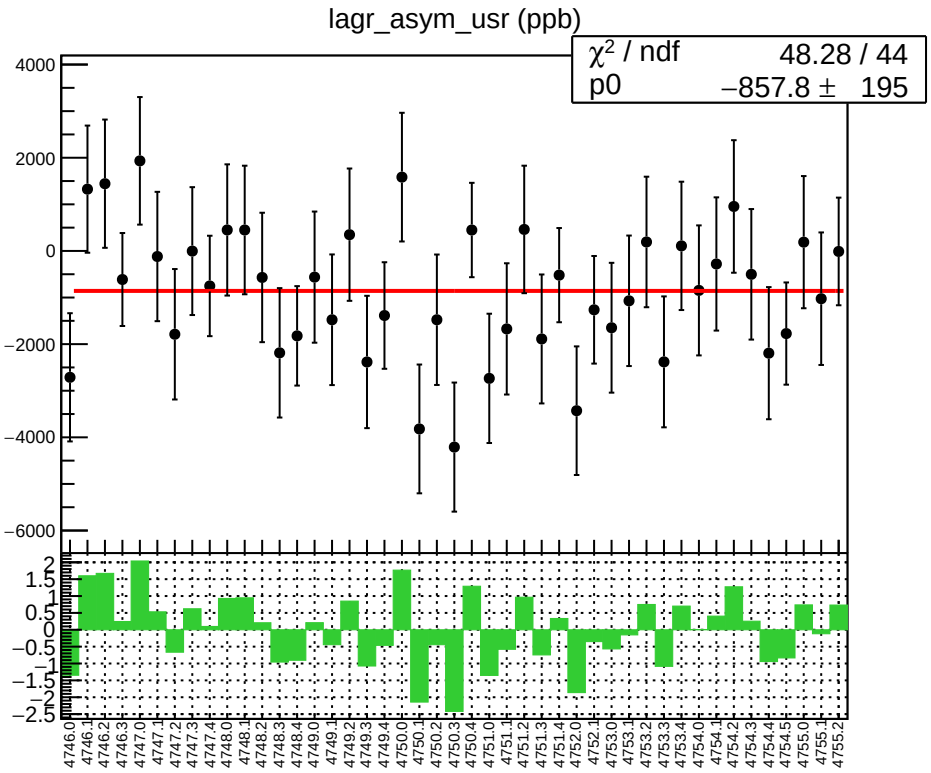
lagr_asym_usr (ppb)
χ² / ndf 48.28 / 44
p0 −857.8 ± 195

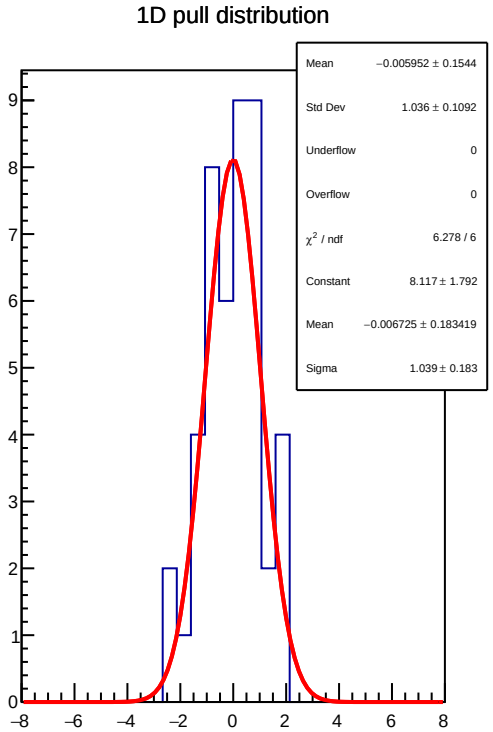
1D pull distribution
Mean −0.005952 ± 0.1544
Std Dev 1.036 ± 0.1092
Underflow 0
Overflow 0
χ² / ndf 6.278 / 6
Constant 8.117 ± 1.792
Mean −0.006725 ± 0.183419
Sigma 1.039 ± 0.183

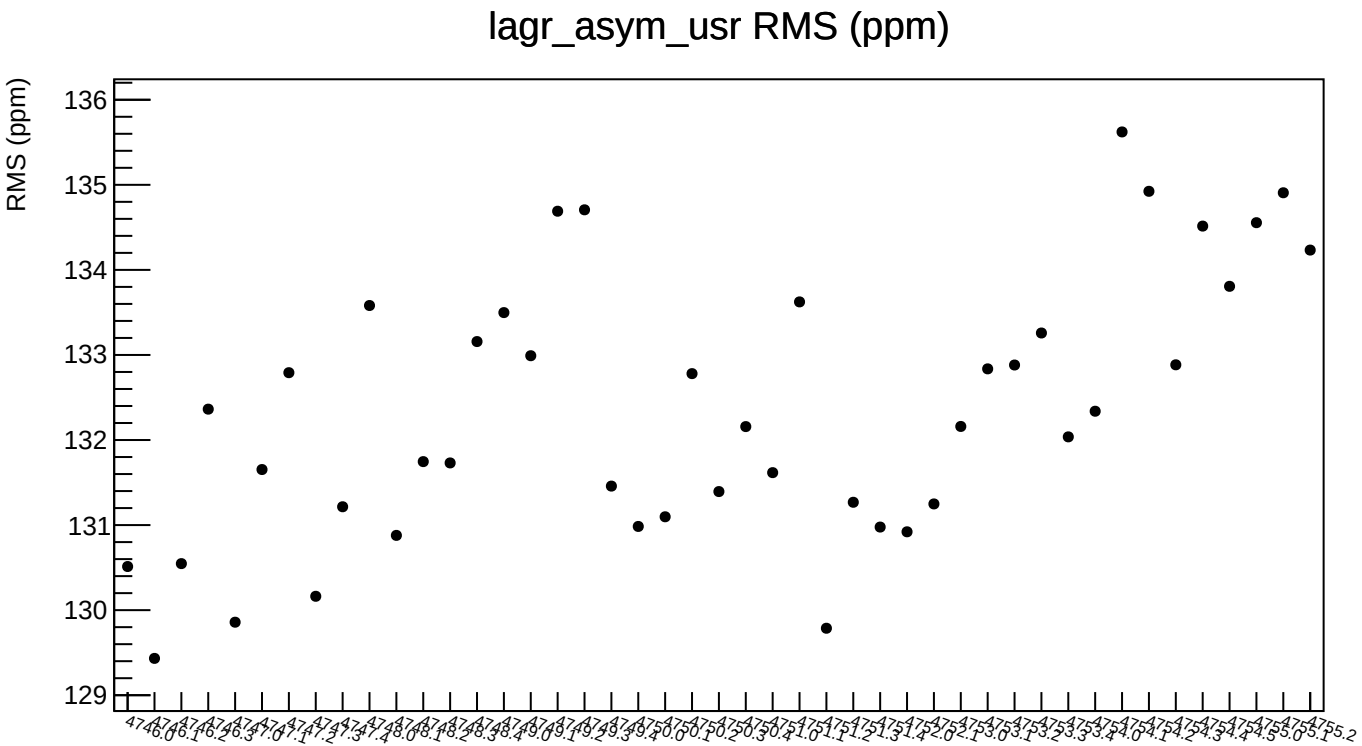
lagr_asym_usr RMS (ppm)
RMS (ppm)
136
135
134
133
132
131
130
129

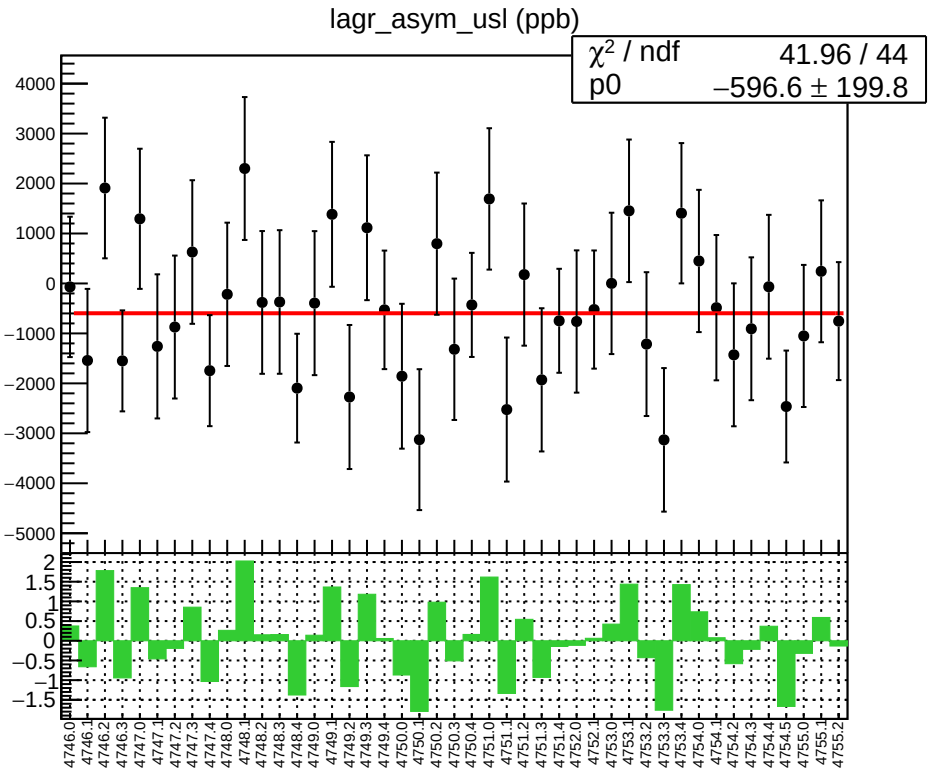
lagr_asym_usl (ppb)
χ² / ndf 41.96 / 44
p0 −596.6 ± 199.8

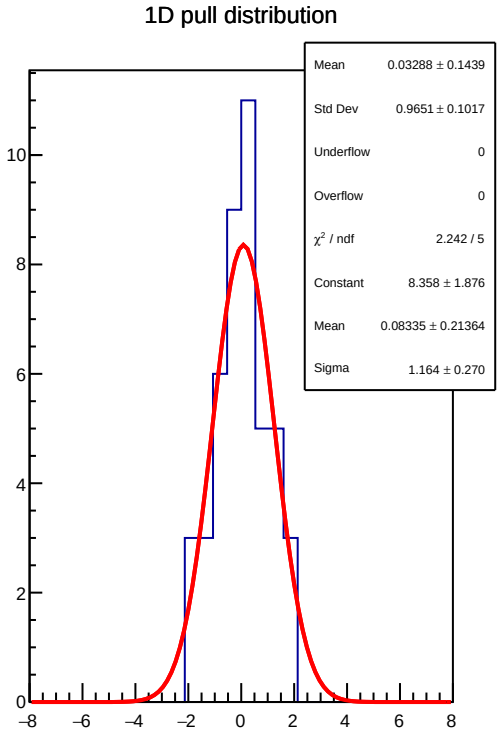
1D pull distribution
Mean 0.03288 ± 0.1439
Std Dev 0.9651 ± 0.1017
Underflow 0
Overflow 0
χ² / ndf 2.242 / 5
Constant 8.358 ± 1.876
Mean 0.08335 ± 0.21364
Sigma 1.164 ± 0.270

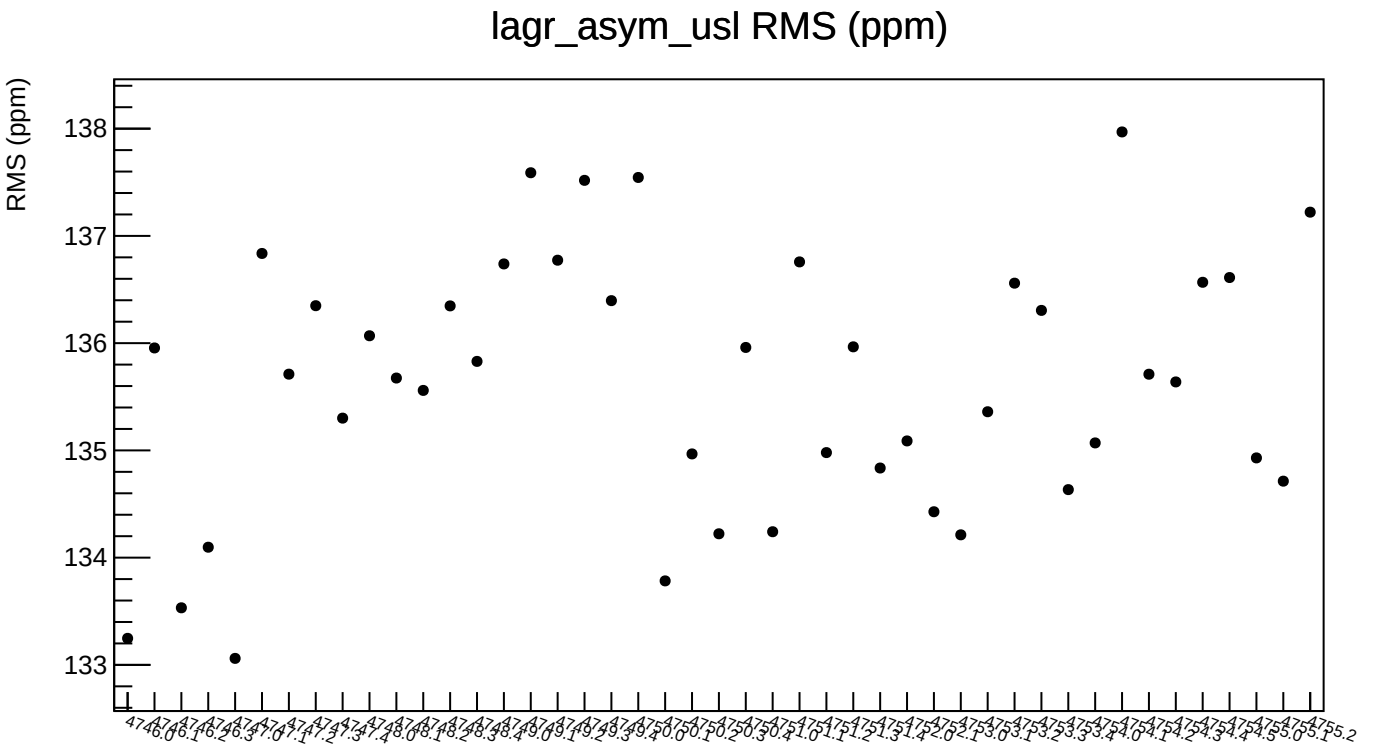
lagr_asym_usl RMS (ppm)
RMS (ppm)
138
137
136
135
134
133

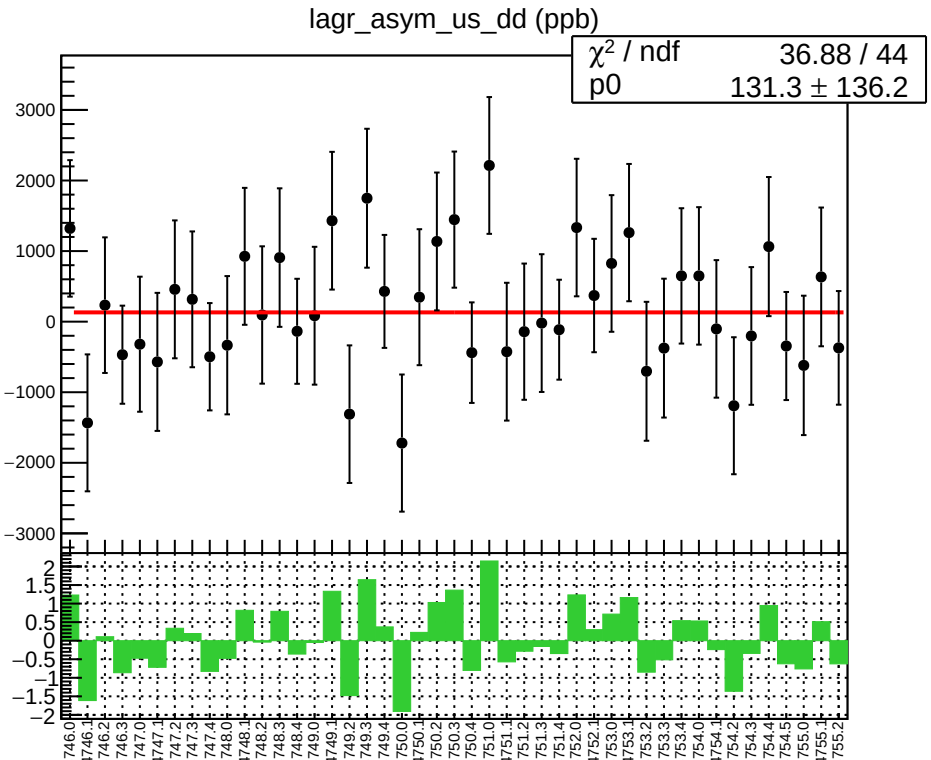
lagr_asym_us_dd (ppb)
χ² / ndf 36.88 / 44
p0 131.3 ± 136.2

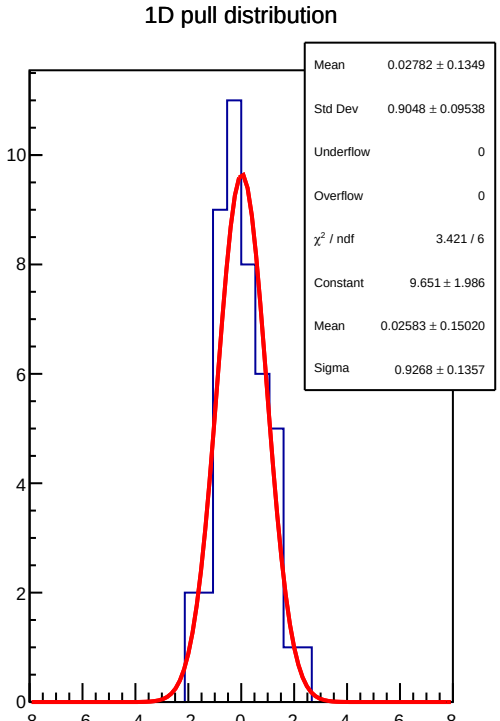
1D pull distribution
Mean 0.02782 ± 0.1349
Std Dev 0.9048 ± 0.09538
Underflow 0
Overflow 0
χ² / ndf 3.421 / 6
Constant 9.651 ± 1.986
Mean 0.02583 ± 0.15020
Sigma 0.9268 ± 0.1357
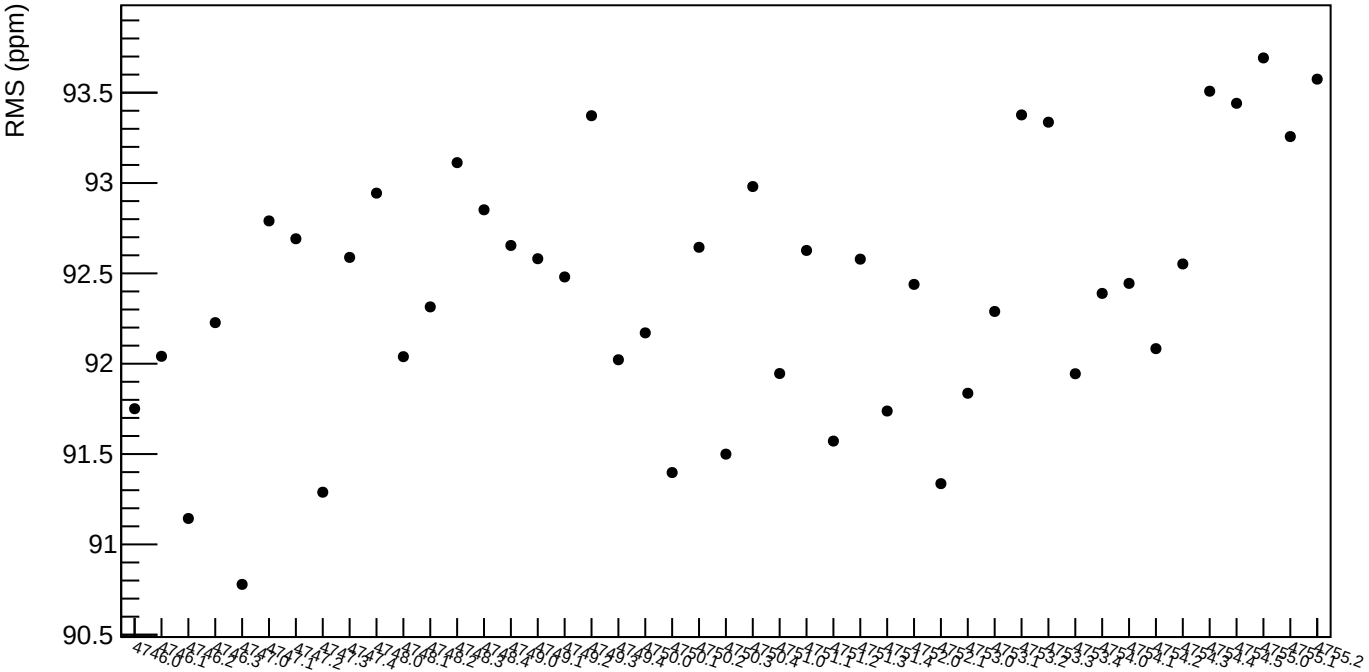
lagr_asym_us_dd RMS (ppm)