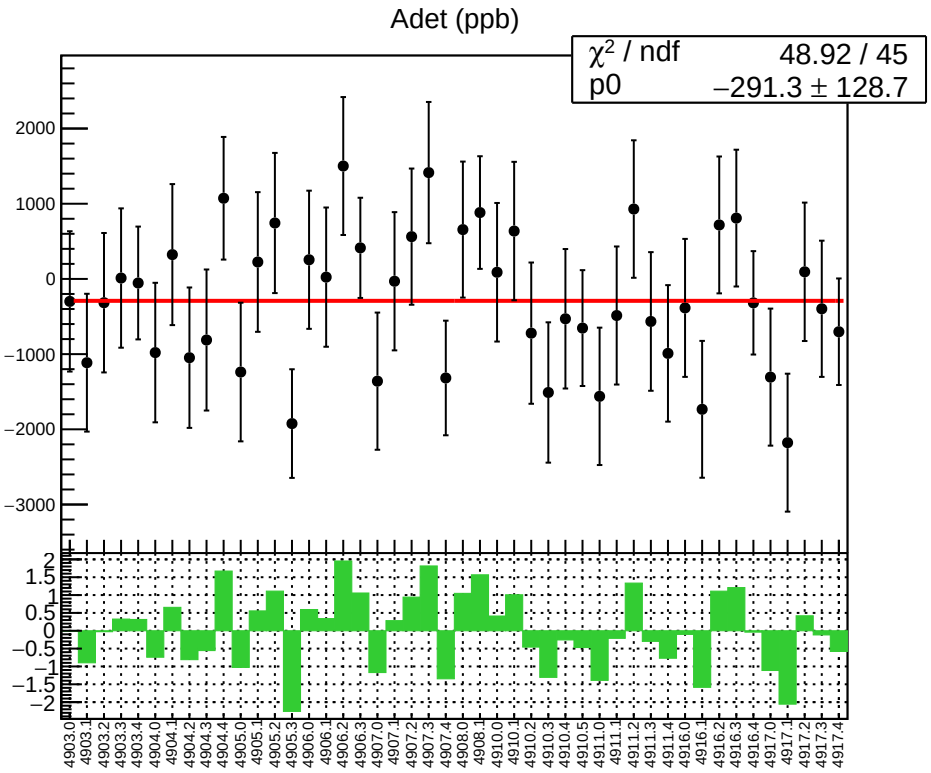
Adet (ppb)
χ² / ndf 48.92 / 45
p0 −291.3 ± 128.7
2000
1000
0
−1000
−2000
−3000
2
1.5
1
0.5
0
−0.5
−1
−1.5
−2
4903.0
4903.1
4903.2
4903.3
4903.4
4904.0
4904.1
4904.2
4904.3
4904.4
4905.0
4905.1
4905.2
4905.3
4906.0
4906.1
4906.2
4906.3
4907.0
4907.1
4907.2
4907.3
4907.4
4908.0
4908.1
4910.0
4910.1
4910.2
4910.3
4910.4
4910.5
4911.0
4911.1
4911.2
4911.3
4911.4
4916.0
4916.1
4916.2
4916.3
4916.4
4917.0
4917.1
4917.2
4917.3
4917.4

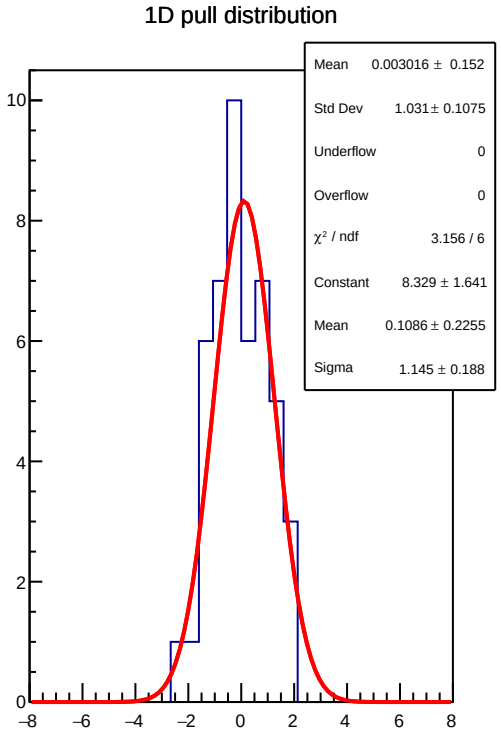
1D pull distribution
Mean 0.003016 ± 0.152
Std Dev 1.031± 0.1075
Underflow 0
Overflow 0
χ² / ndf 3.156 / 6
Constant 8.329 ± 1.641
Mean 0.1086 ± 0.2255
Sigma 1.145 ± 0.188
10
8
6
4
2
0
−8
−6
−4
−2
0
2
4
6
8

Adet RMS (ppm)

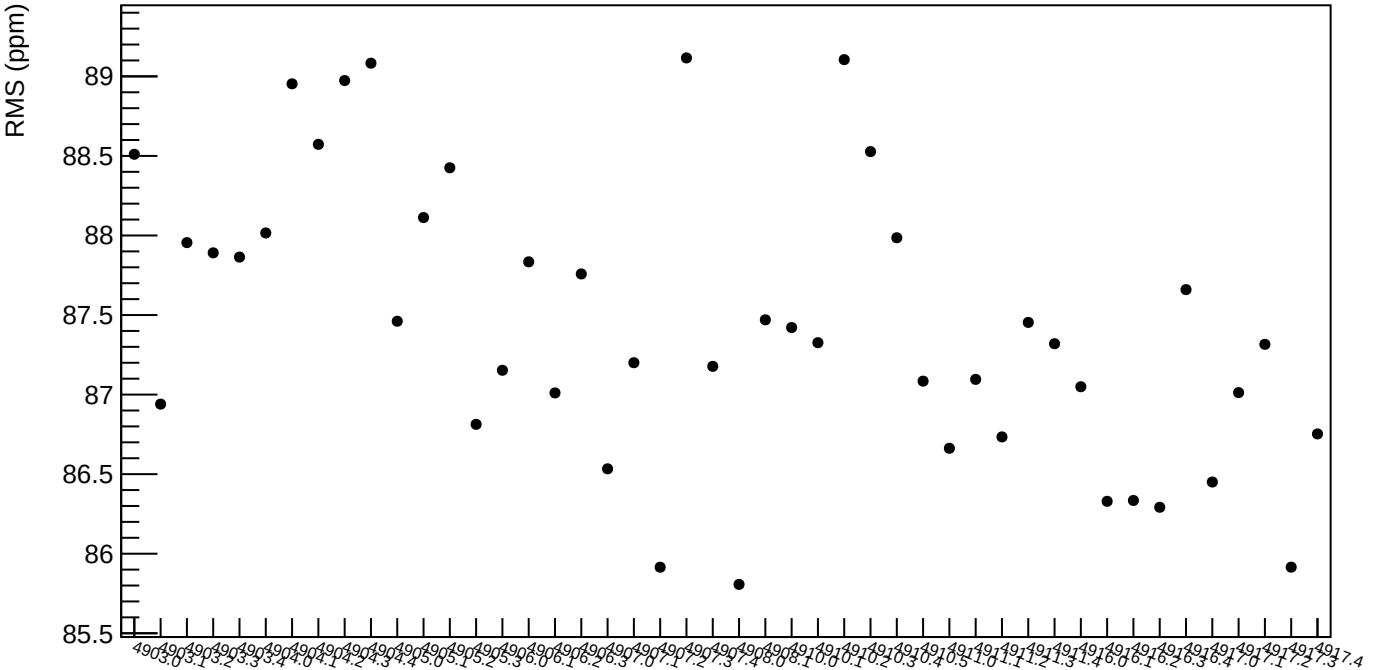

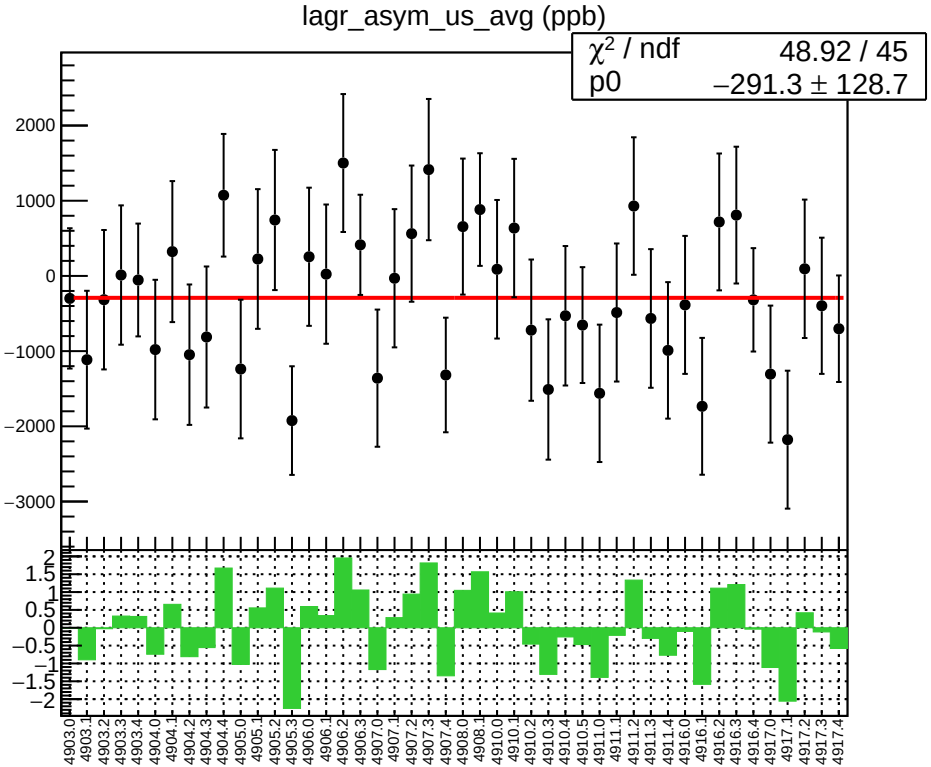
lagr_asym_us_avg (ppb)
χ² / ndf 48.92 / 45
p0 −291.3 ± 128.7
2000
1000
0
−1000
−2000
−3000
2
1.5
1
0.5
0
−0.5
−1
−1.5
−2
4903.0
4903.1
4903.2
4903.3
4903.4
4904.0
4904.1
4904.2
4904.3
4904.4
4905.0
4905.1
4905.2
4905.3
4906.0
4906.1
4906.2
4906.3
4907.0
4907.1
4907.2
4907.3
4907.4
4908.0
4908.1
4910.0
4910.1
4910.2
4910.3
4910.4
4910.5
4911.0
4911.1
4911.2
4911.3
4911.4
4916.0
4916.1
4916.2
4916.3
4916.4
4917.0
4917.1
4917.2
4917.3
4917.4

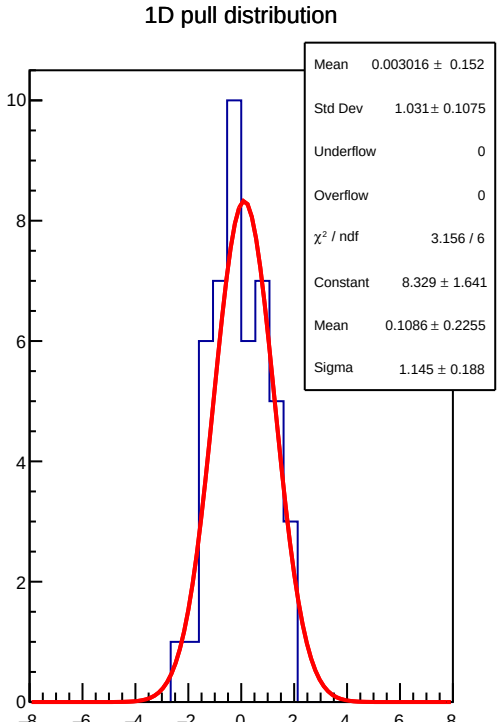
1D pull distribution
Mean 0.003016 ± 0.152
Std Dev 1.031± 0.1075
Underflow 0
Overflow 0
χ² / ndf 3.156 / 6
Constant 8.329 ± 1.641
Mean 0.1086 ± 0.2255
Sigma 1.145 ± 0.188
10
8
6
4
2
0
−8
−6
−4
−2
0
2
4
6
8

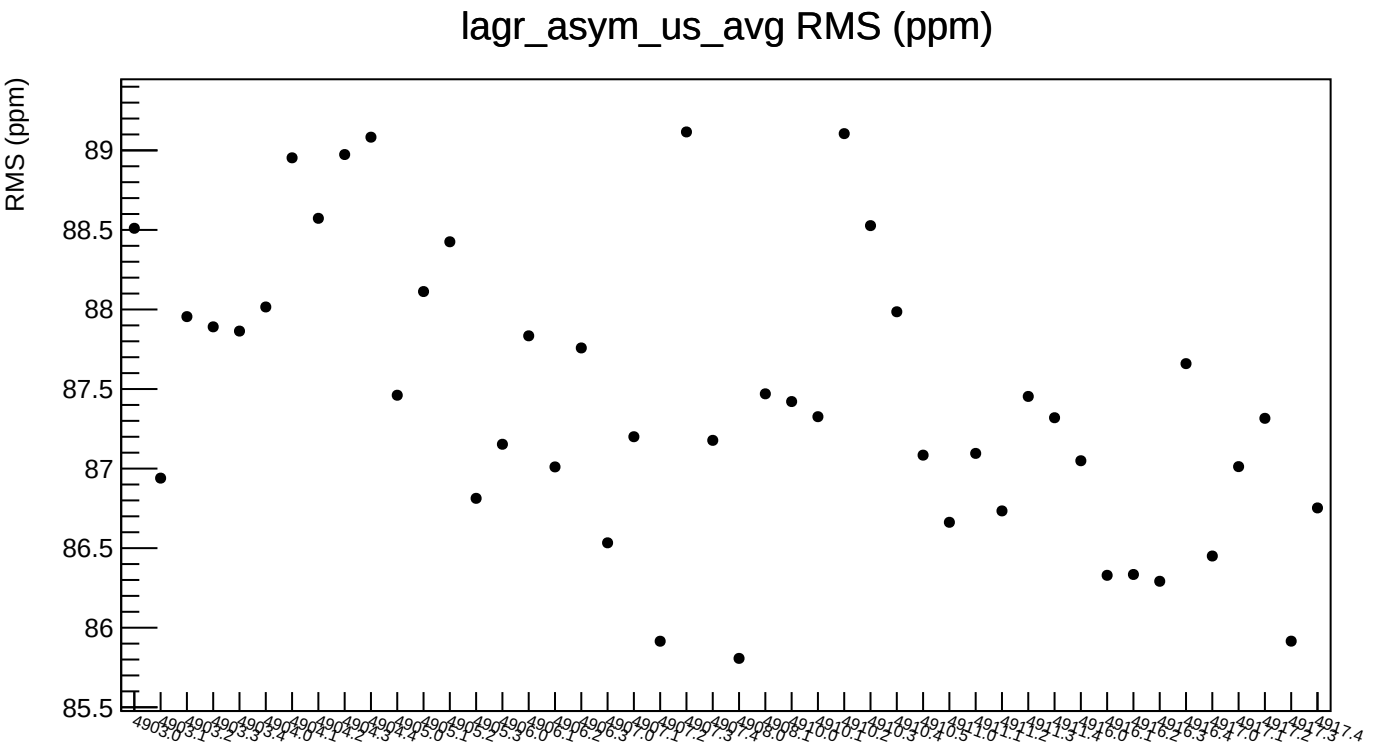
lagr_asym_us_avg RMS (ppm)
RMS (ppm)
89
88.5
88
87.5
87
86.5
86
85.5

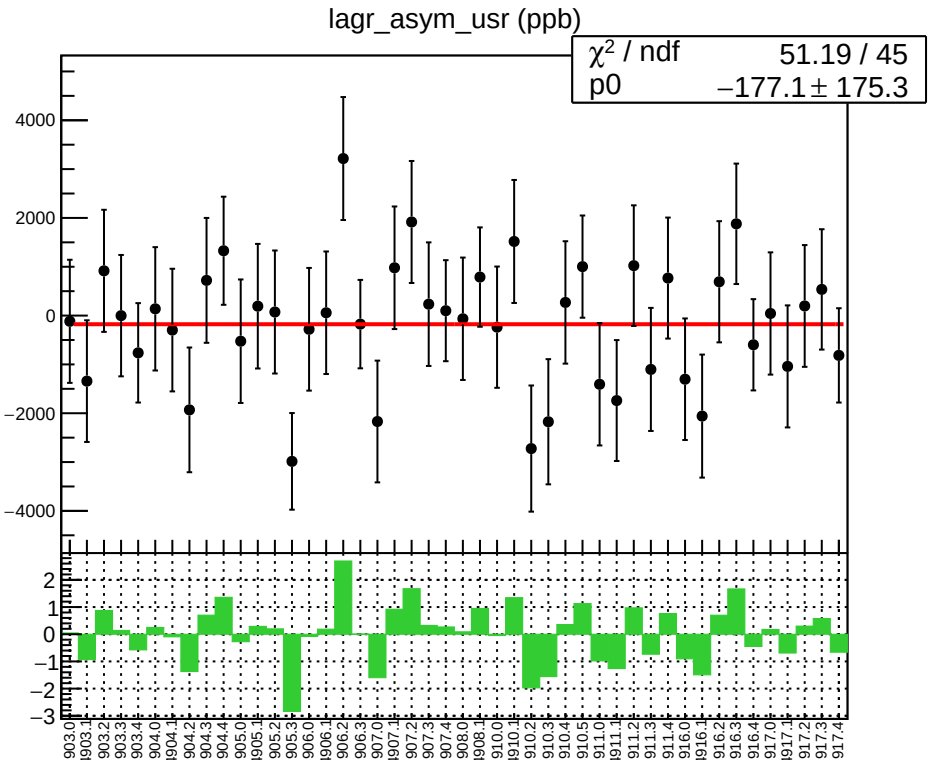
lagr_asym_usr (ppb)
χ² / ndf 51.19 / 45
p0 −177.1 ± 175.3
4000
2000
0
−2000
−4000
2
1
0
−1
−2
−3
4903.0
4903.1
4903.2
4903.3
4903.4
4904.0
4904.1
4904.2
4904.3
4904.4
4905.0
4905.1
4905.2
4905.3
4906.0
4906.1
4906.2
4906.3
4907.0
4907.1
4907.2
4907.3
4907.4
4908.0
4908.1
4910.0
4910.1
4910.2
4910.3
4910.4
4910.5
4911.0
4911.1
4911.2
4911.3
4911.4
4916.0
4916.1
4916.2
4916.3
4916.4
4917.0
4917.1
4917.2
4917.3
4917.4

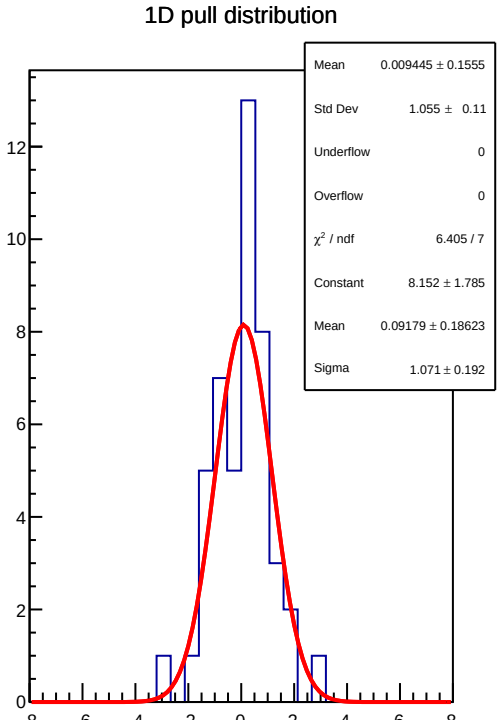
1D pull distribution
Mean 0.009445 ± 0.1555
Std Dev 1.055 ± 0.11
Underflow 0
Overflow 0
χ² / ndf 6.405 / 7
Constant 8.152 ± 1.785
Mean 0.09179 ± 0.18623
Sigma 1.071 ± 0.192
12
10
8
6
4
2
0
−8
−6
−4
−2
0
2
4
6
8

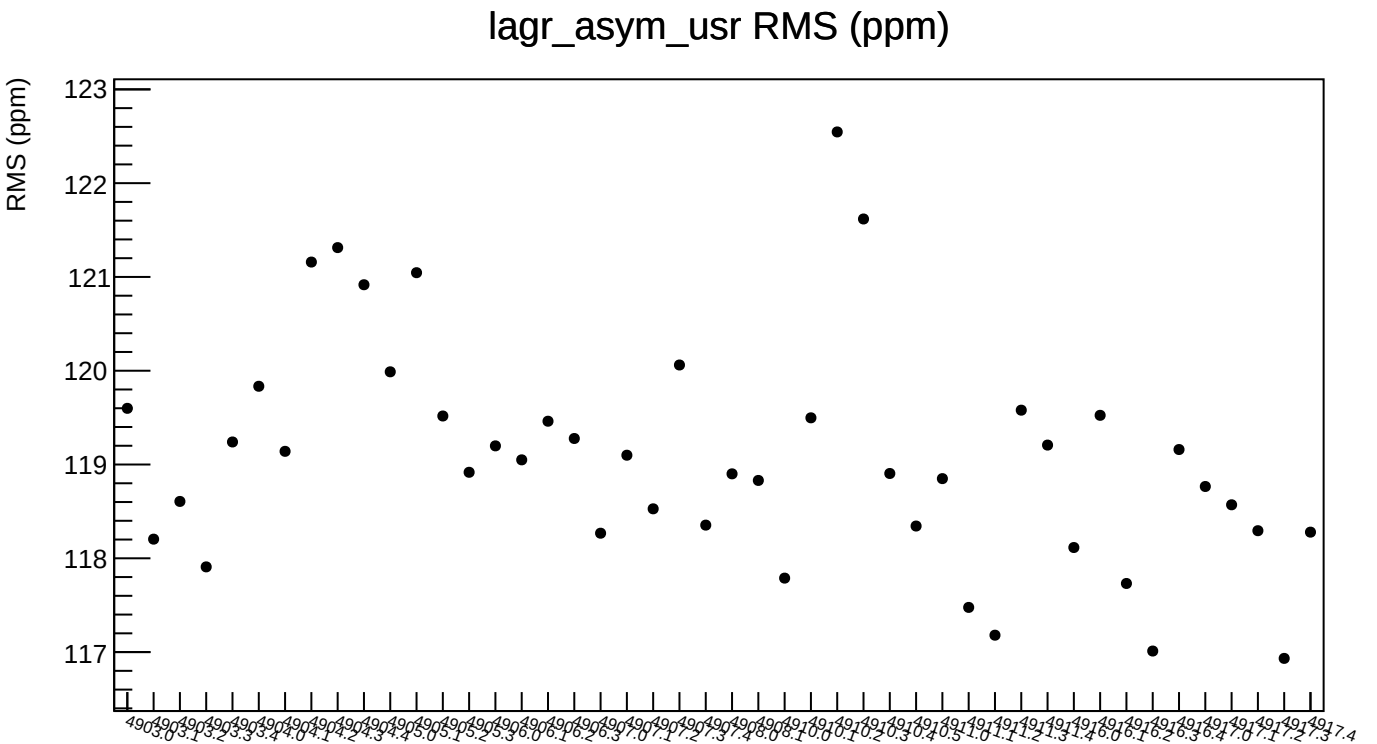
lagr_asym_usr RMS (ppm)
RMS (ppm)
123
122
121
120
119
118
117

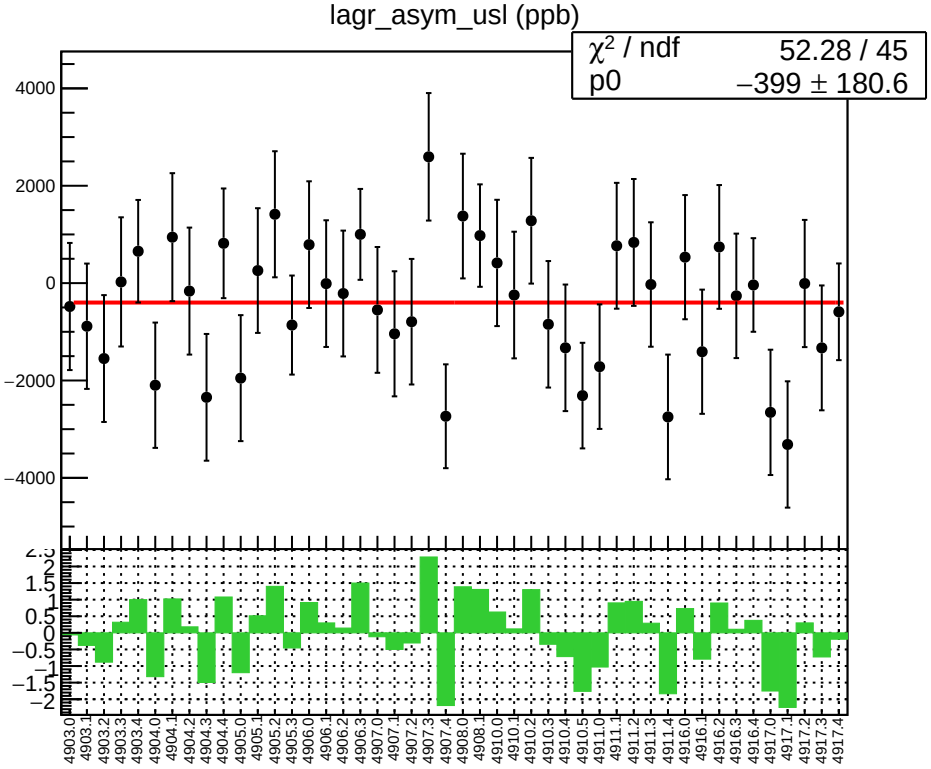
lagr_asym_usl (ppb)
χ² / ndf 52.28 / 45
p0 −399 ± 180.6
4000
2000
0
−2000
−4000
4903.0
4903.1
4903.2
4903.3
4903.4
4904.0
4904.1
4904.2
4904.3
4904.4
4905.0
4905.1
4905.2
4905.3
4906.0
4906.1
4906.2
4906.3
4907.0
4907.1
4907.2
4907.3
4907.4
4908.0
4908.1
4910.0
4910.1
4910.2
4910.3
4910.4
4910.5
4911.0
4911.1
4911.2
4911.3
4911.4
4916.0
4916.1
4916.2
4916.3
4916.4
4917.0
4917.1
4917.2
4917.3
4917.4

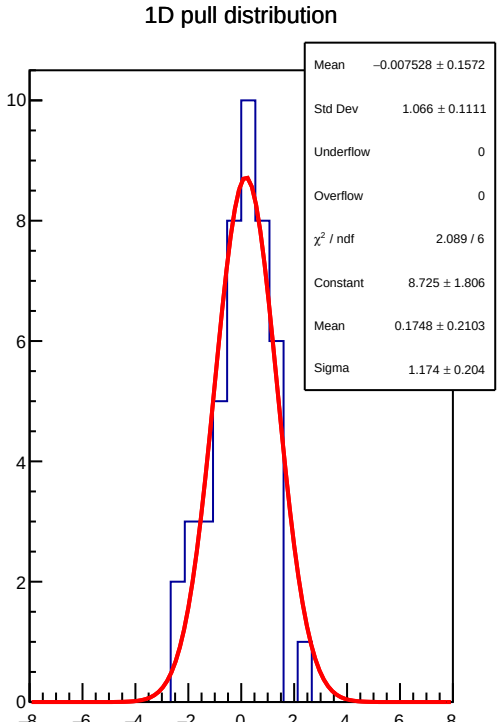
1D pull distribution
Mean −0.007528 ± 0.1572
Std Dev 1.066 ± 0.1111
Underflow 0
Overflow 0
χ² / ndf 2.089 / 6
Constant 8.725 ± 1.806
Mean 0.1748 ± 0.2103
Sigma 1.174 ± 0.204
10
8
6
4
2
0
−8
−6
−4
−2
0
2
4
6
8

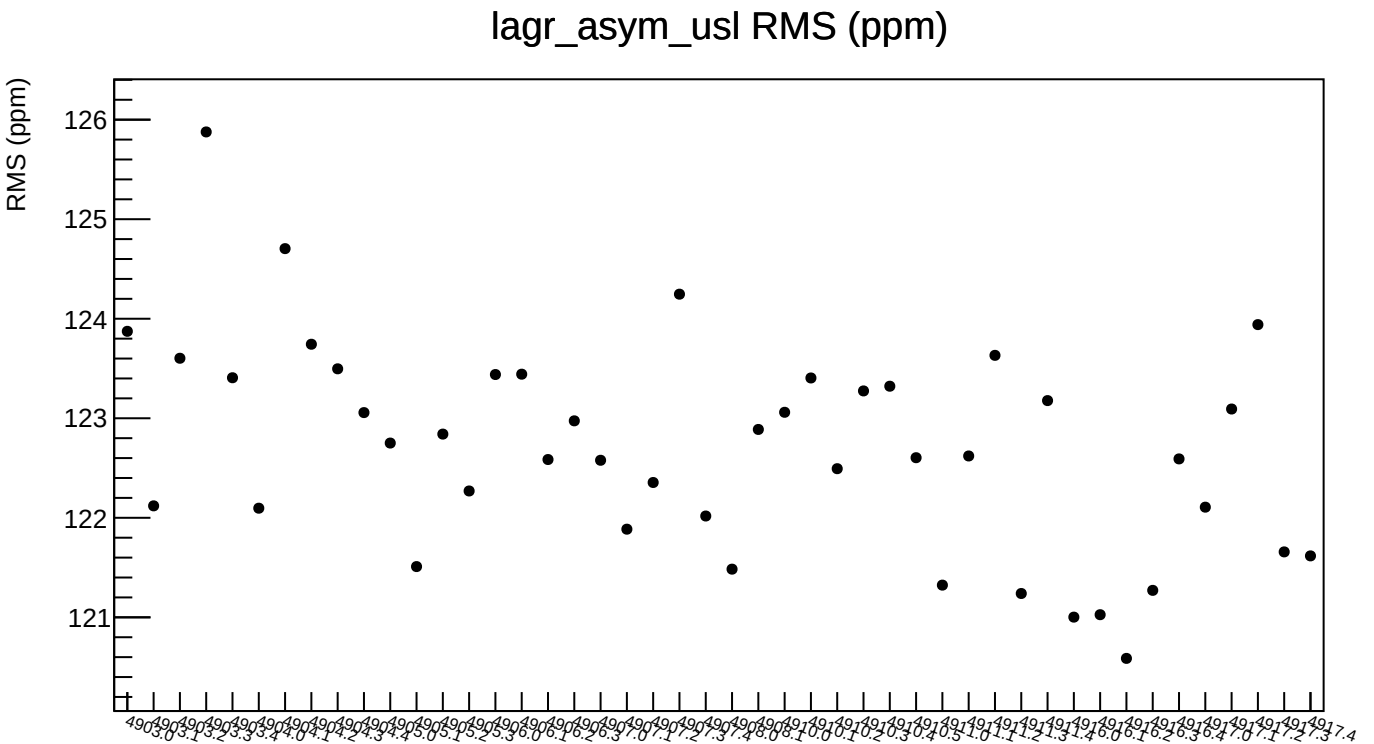
lagr_asym_usl RMS (ppm)
RMS (ppm)
126
125
124
123
122
121

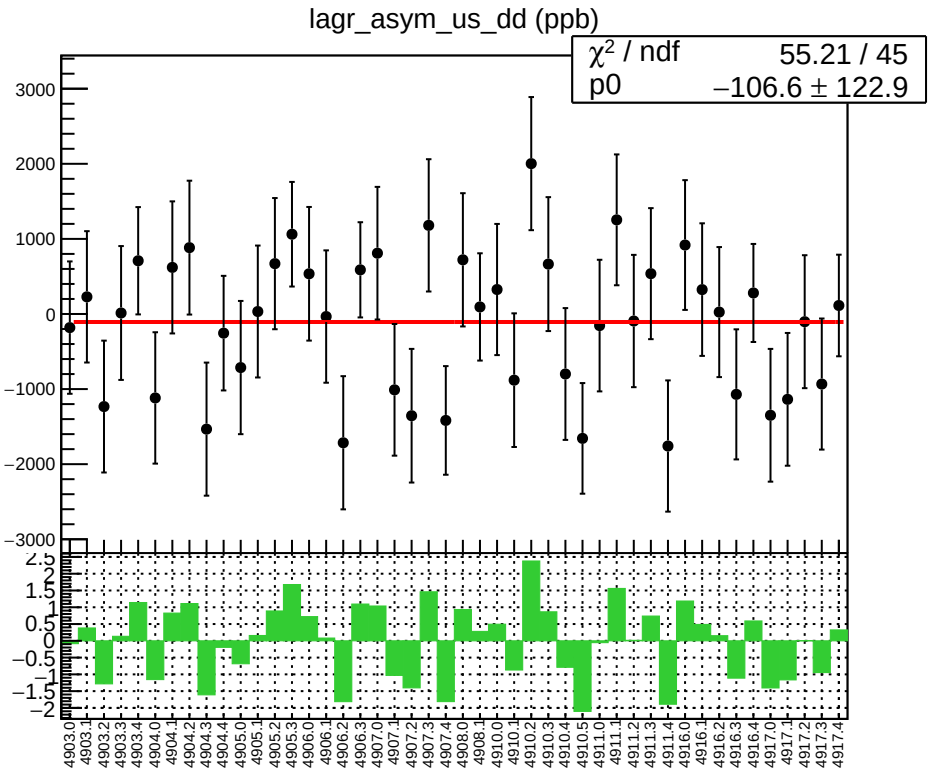
lagr_asym_us_dd (ppb)
χ² / ndf 55.21 / 45
p0 −106.6 ± 122.9
3000
2000
1000
0
−1000
−2000
−3000
2.5
2
1.5
1
0.5
0
−0.5
−1
−1.5
−2
4903.0
4903.1
4903.2
4903.3
4903.4
4904.0
4904.1
4904.2
4904.3
4904.4
4905.0
4905.1
4905.2
4905.3
4906.0
4906.1
4906.2
4906.3
4907.0
4907.1
4907.2
4907.3
4907.4
4908.0
4908.1
4910.0
4910.1
4910.2
4910.3
4910.4
4910.5
4911.0
4911.1
4911.2
4911.3
4911.4
4916.0
4916.1
4916.2
4916.3
4916.4
4917.0
4917.1
4917.2
4917.3
4917.4

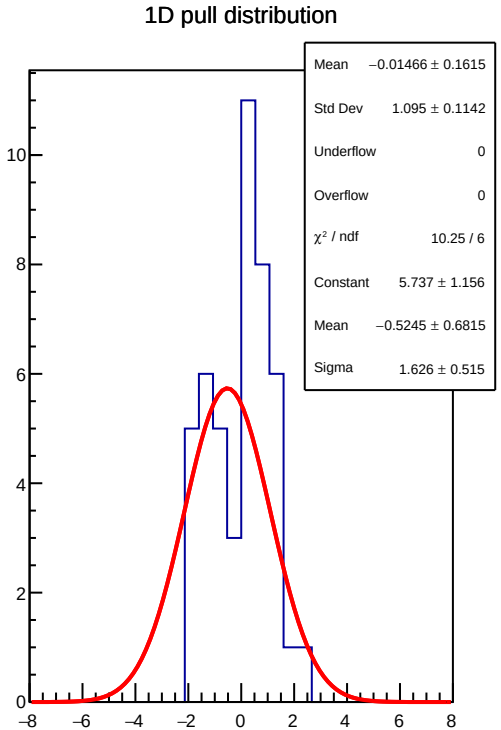
1D pull distribution
Mean −0.01466 ± 0.1615
Std Dev 1.095 ± 0.1142
Underflow 0
Overflow 0
χ² / ndf 10.25 / 6
Constant 5.737 ± 1.156
Mean −0.5245 ± 0.6815
Sigma 1.626 ± 0.515
10
8
6
4
2
0
−8
−6
−4
−2
0
2
4
6
8

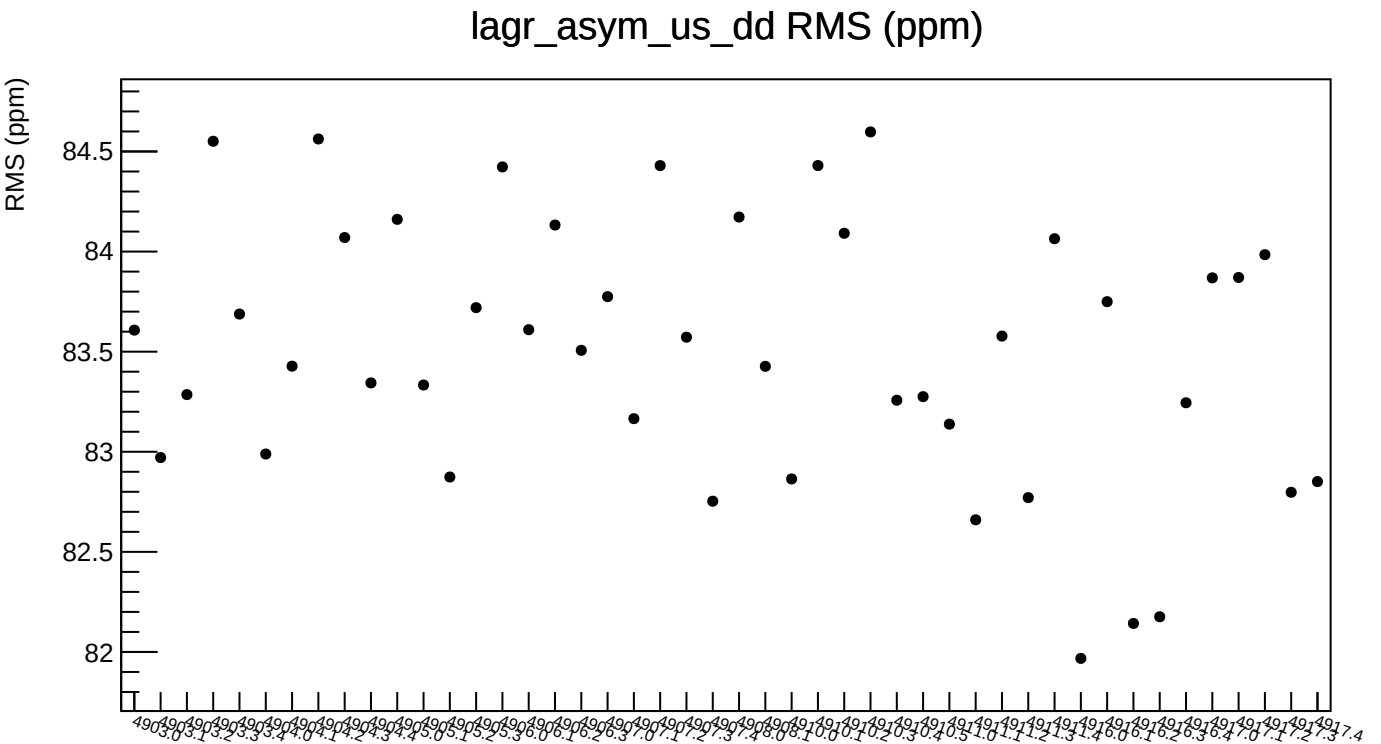
lagr_asym_us_dd RMS (ppm)
RMS (ppm)
84.5
84
83.5
83
82.5
82