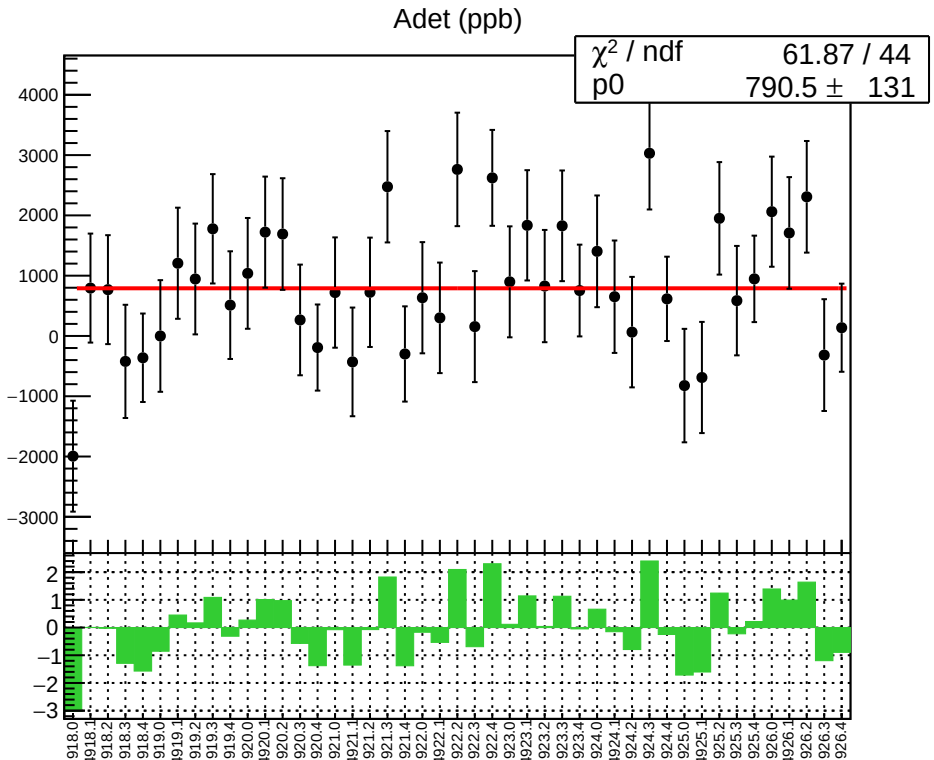
Adet (ppb)
χ² / ndf 61.87 / 44
p0 790.5 ± 131
4000
3000
2000
1000
0
−1000
−2000
−3000
2
1
0
−1
−2
−3
4918.0
4918.1
4918.2
4918.3
4918.4
4919.0
4919.1
4919.2
4919.3
4919.4
4920.0
4920.1
4920.2
4920.3
4920.4
4921.0
4921.1
4921.2
4921.3
4921.4
4922.0
4922.1
4922.2
4922.3
4922.4
4923.0
4923.1
4923.2
4923.3
4923.4
4924.0
4924.1
4924.2
4924.3
4924.4
4925.0
4925.1
4925.2
4925.3
4925.4
4926.0
4926.1
4926.2
4926.3
4926.4

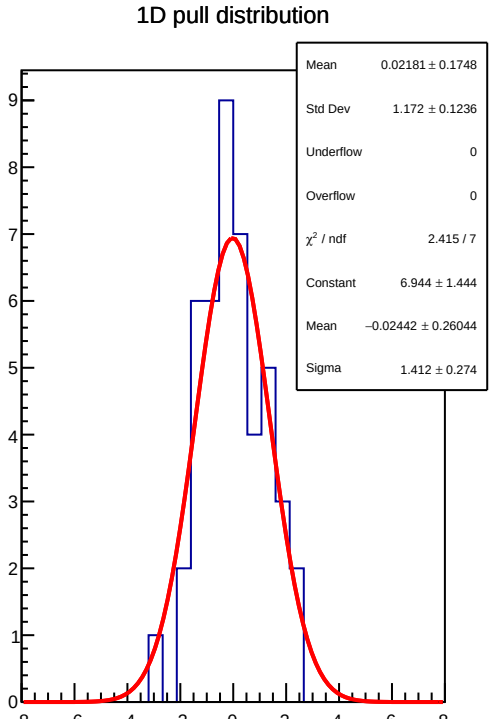
1D pull distribution
Mean 0.02181 ± 0.1748
Std Dev 1.172 ± 0.1236
Underflow 0
Overflow 0
χ² / ndf 2.415 / 7
Constant 6.944 ± 1.444
Mean −0.02442 ± 0.26044
Sigma 1.412 ± 0.274
9
8
7
6
5
4
3
2
1
0
−8
−6
−4
−2
0
2
4
6
8

Adet RMS (ppm)

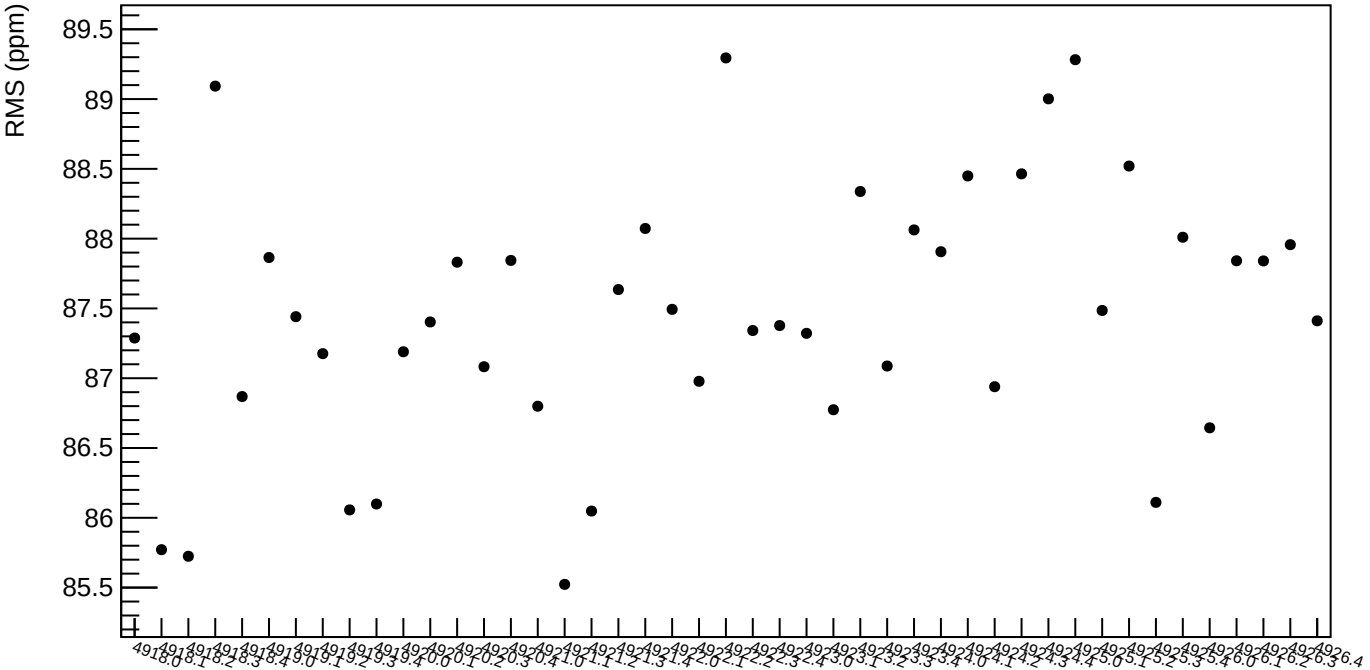

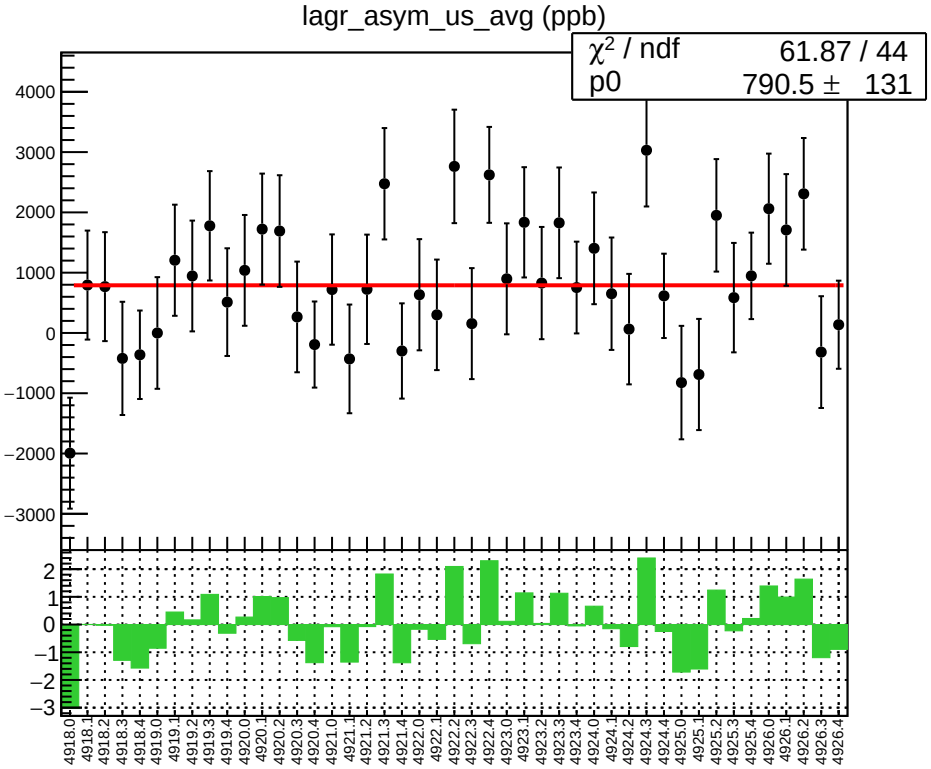
lagr_asym_us_avg (ppb)
χ² / ndf 61.87 / 44
p0 790.5 ± 131
4000
3000
2000
1000
0
−1000
−2000
−3000
2
1
0
−1
−2
−3
4918.0
4918.1
4918.2
4918.3
4918.4
4919.0
4919.1
4919.2
4919.3
4919.4
4920.0
4920.1
4920.2
4920.3
4920.4
4921.0
4921.1
4921.2
4921.3
4921.4
4922.0
4922.1
4922.2
4922.3
4922.4
4923.0
4923.1
4923.2
4923.3
4923.4
4924.0
4924.1
4924.2
4924.3
4924.4
4925.0
4925.1
4925.2
4925.3
4925.4
4926.0
4926.1
4926.2
4926.3
4926.4

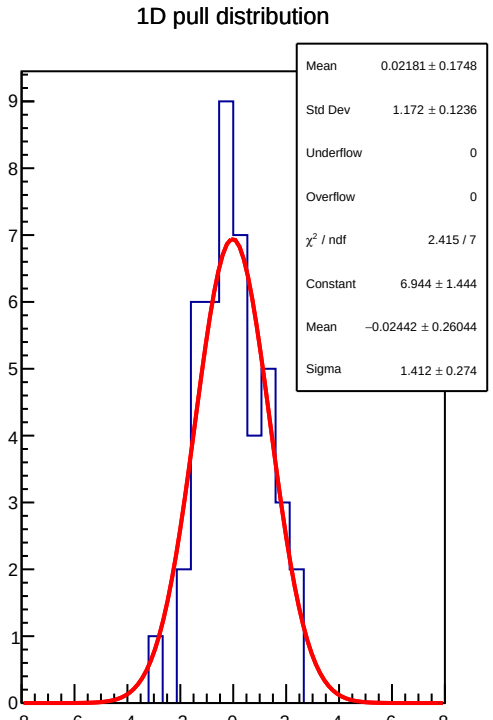
1D pull distribution
Mean 0.02181 ± 0.1748
Std Dev 1.172 ± 0.1236
Underflow 0
Overflow 0
χ² / ndf 2.415 / 7
Constant 6.944 ± 1.444
Mean −0.02442 ± 0.26044
Sigma 1.412 ± 0.274
9
8
7
6
5
4
3
2
1
0
−8
−6
−4
−2
0
2
4
6
8

lagr_asym_us_avg RMS (ppm)

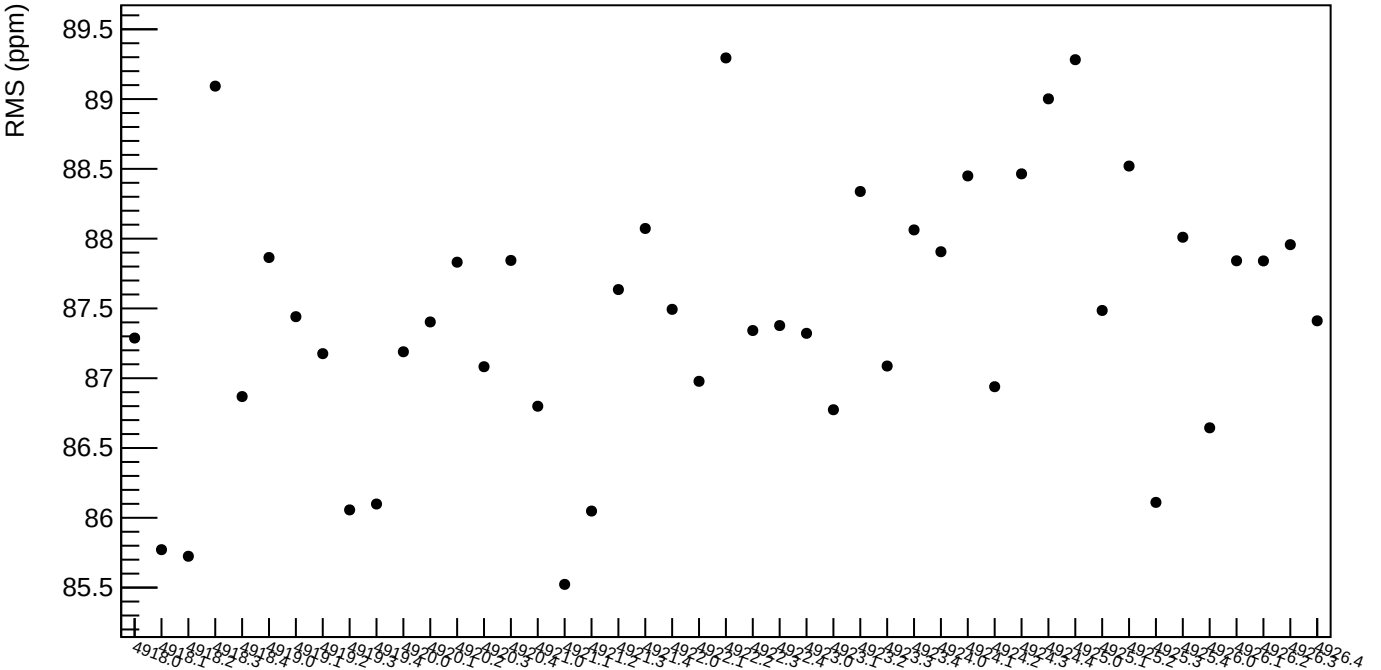

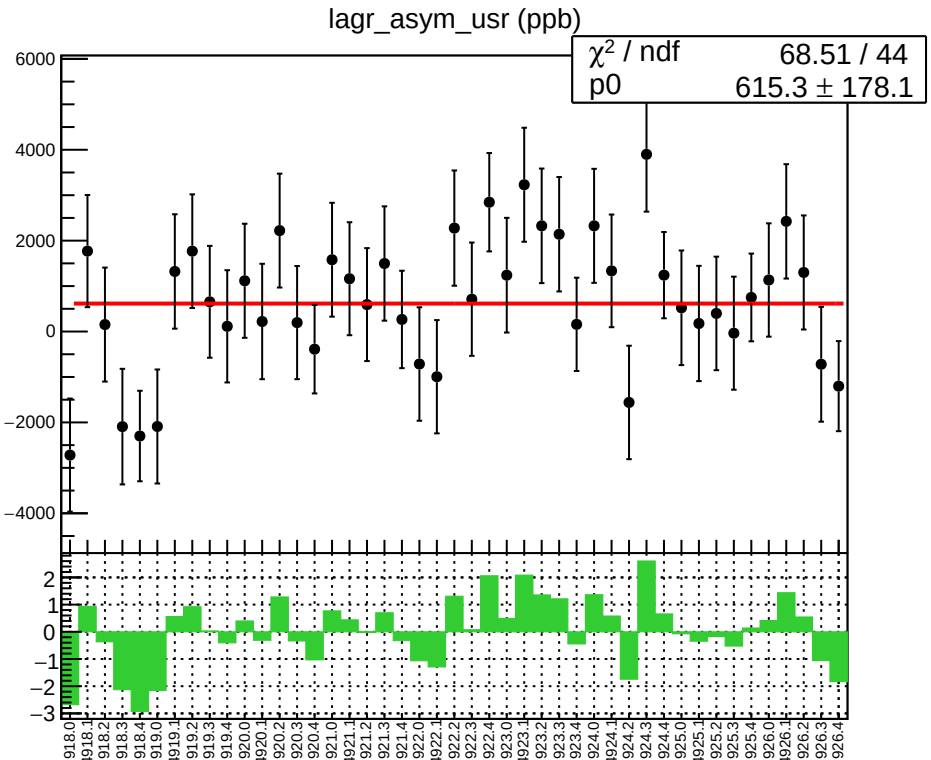
lagr_asym_usr (ppb)
χ² / ndf 68.51 / 44
p0 615.3 ± 178.1
6000
4000
2000
0
−2000
−4000
2
1
0
−1
−2
−3
4918.0
4918.1
4918.2
4918.3
4918.4
4919.0
4919.1
4919.2
4919.3
4919.4
4920.0
4920.1
4920.2
4920.3
4920.4
4921.0
4921.1
4921.2
4921.3
4921.4
4922.0
4922.1
4922.2
4922.3
4922.4
4923.0
4923.1
4923.2
4923.3
4923.4
4924.0
4924.1
4924.2
4924.3
4924.4
4925.0
4925.1
4925.2
4925.3
4925.4
4926.0
4926.1
4926.2
4926.3
4926.4

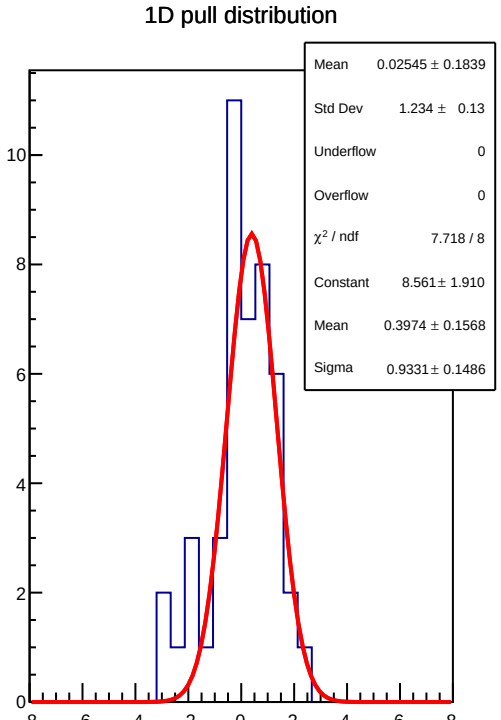
1D pull distribution
Mean 0.02545 ± 0.1839
Std Dev 1.234 ± 0.13
Underflow 0
Overflow 0
χ² / ndf 7.718 / 8
Constant 8.561 ± 1.910
Mean 0.3974 ± 0.1568
Sigma 0.9331 ± 0.1486
10
8
6
4
2
0
−8
−6
−4
−2
0
2
4
6
8

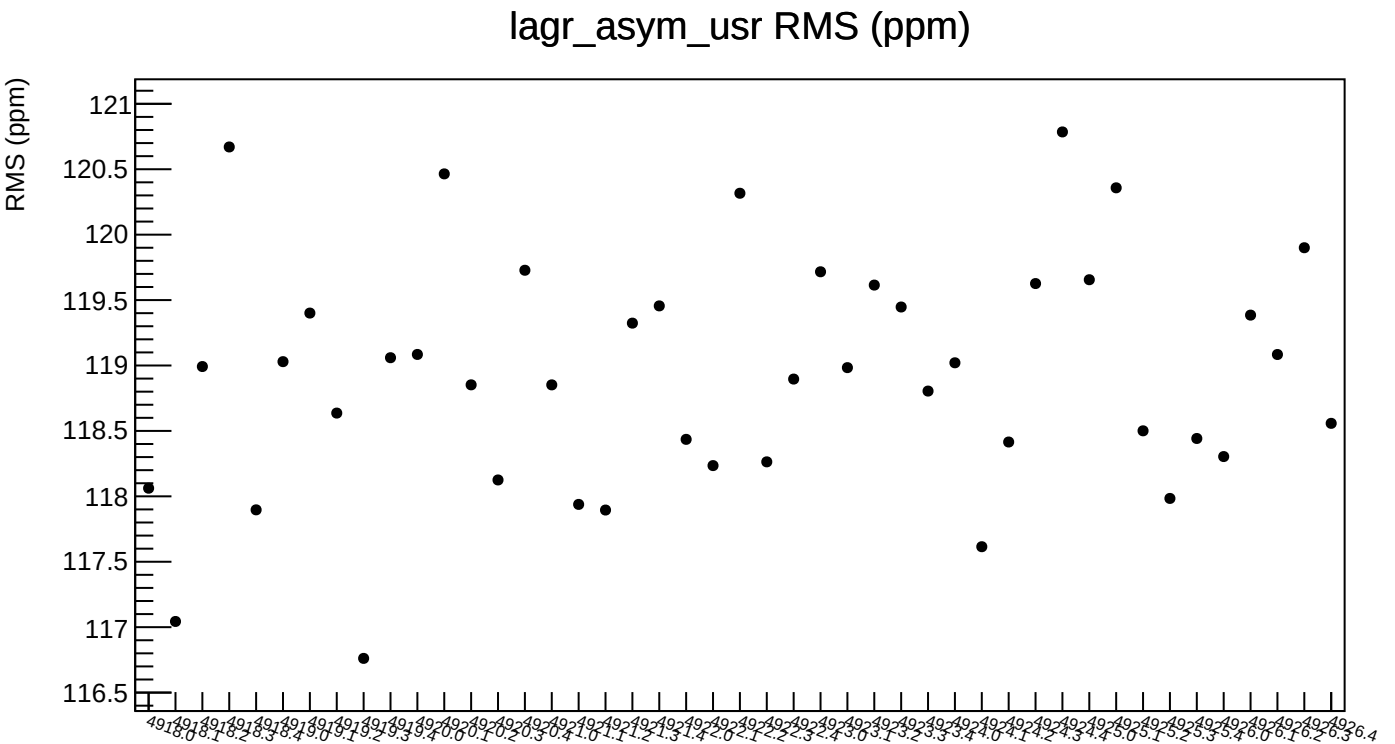
lagr_asym_usr RMS (ppm)
RMS (ppm)
121
120.5
120
119.5
119
118.5
118
117.5
117
116.5

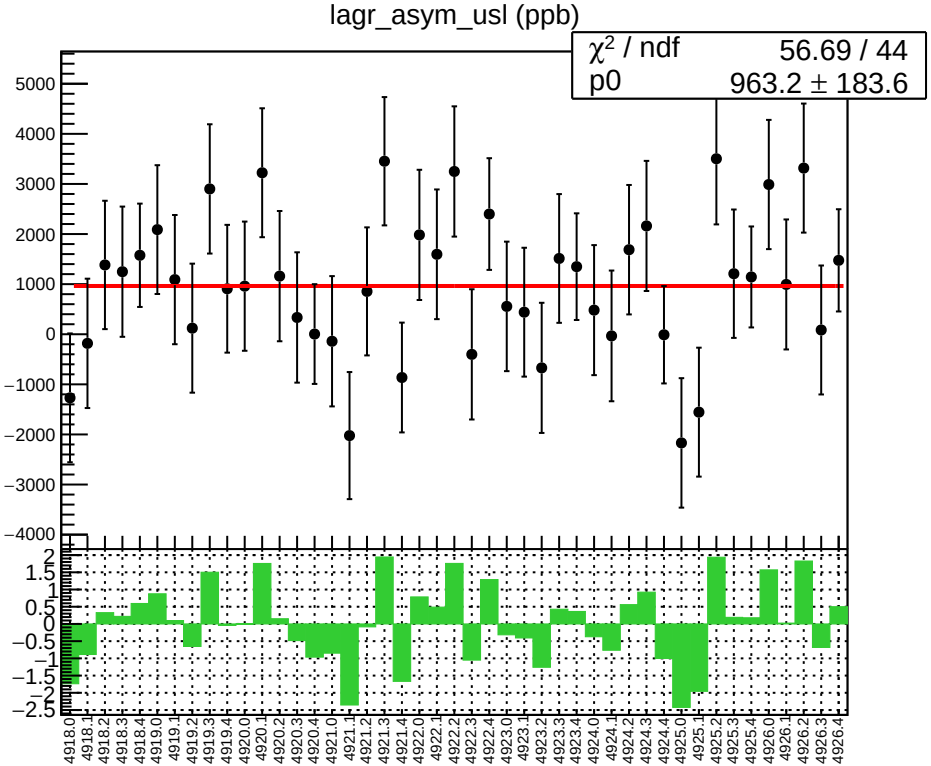
lagr_asym_usl (ppb)
χ² / ndf 56.69 / 44
p0 963.2 ± 183.6

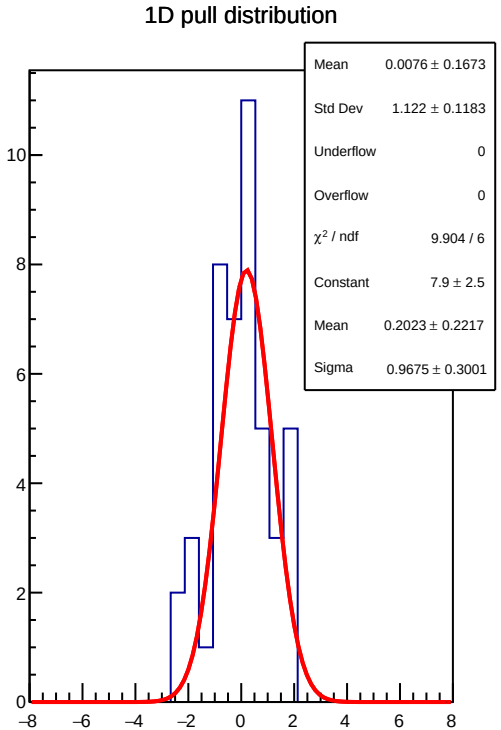
1D pull distribution
Mean 0.0076 ± 0.1673
Std Dev 1.122 ± 0.1183
Underflow 0
Overflow 0
χ² / ndf 9.904 / 6
Constant 7.9 ± 2.5
Mean 0.2023 ± 0.2217
Sigma 0.9675 ± 0.3001

lagr_asym_usl RMS (ppm)

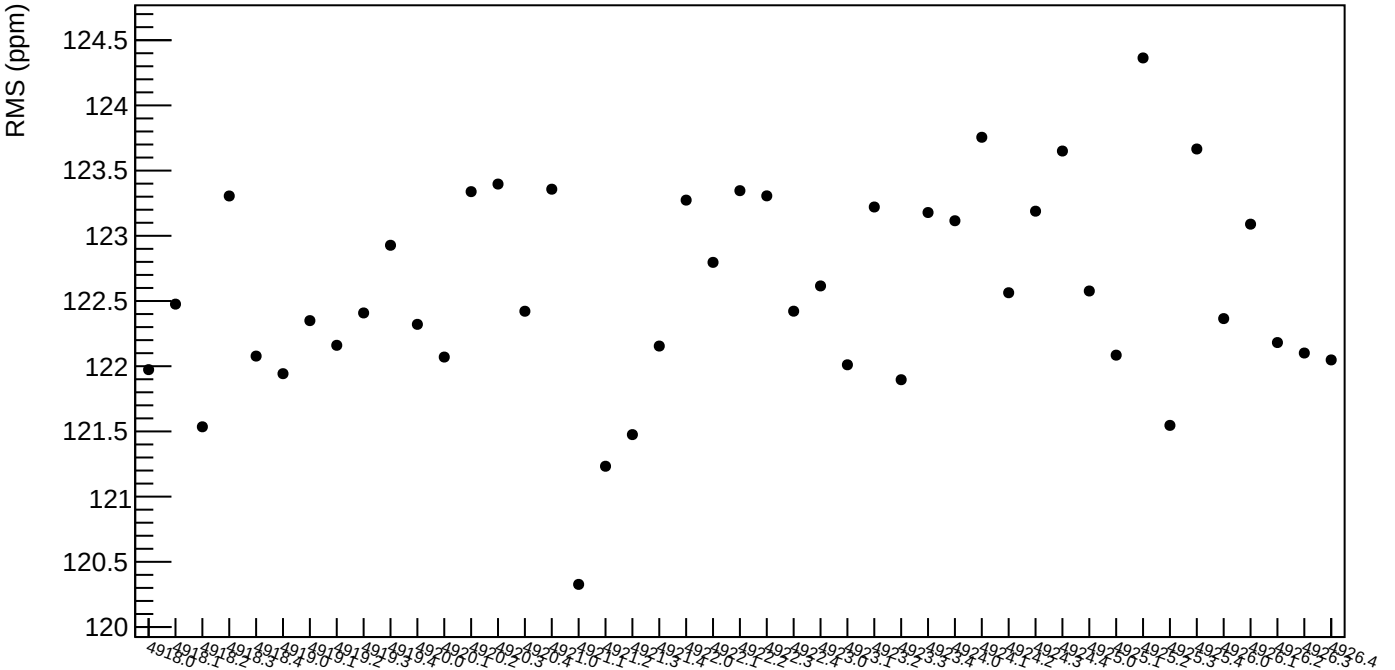

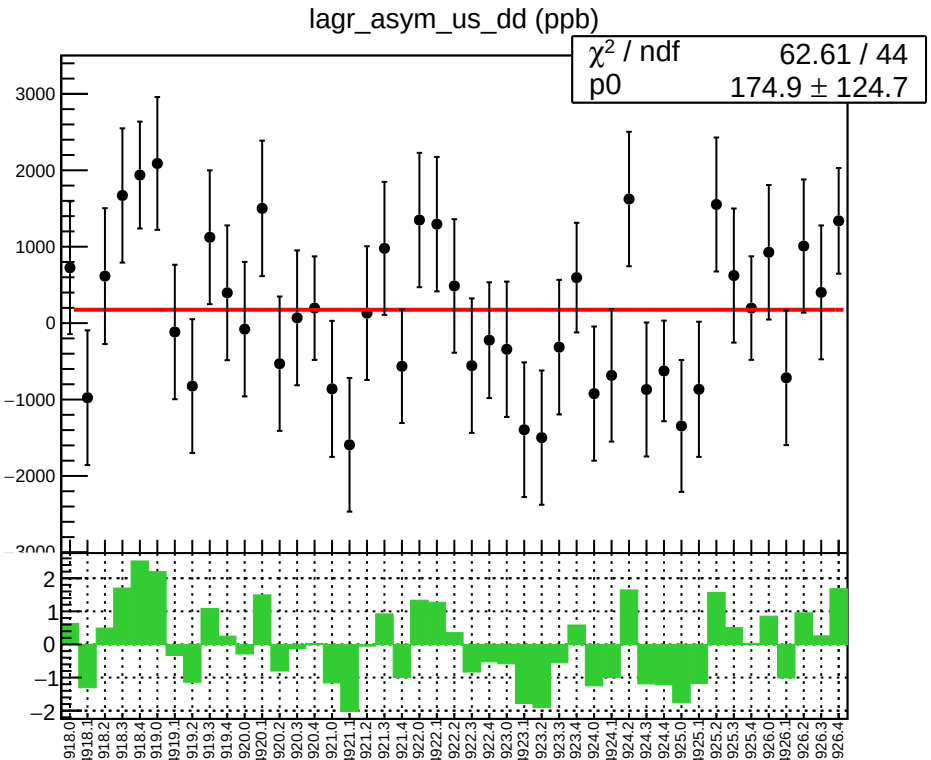
lagr_asym_us_dd (ppb)
χ² / ndf 62.61 / 44
p0 174.9 ± 124.7
3000
2000
1000
0
−1000
−2000
2
1
0
−1
−2
4918.0
4918.1
4918.2
4918.3
4918.4
4919.0
4919.1
4919.2
4919.3
4919.4
4920.0
4920.1
4920.2
4920.3
4920.4
4921.0
4921.1
4921.2
4921.3
4921.4
4922.0
4922.1
4922.2
4922.3
4922.4
4923.0
4923.1
4923.2
4923.3
4923.4
4924.0
4924.1
4924.2
4924.3
4924.4
4925.0
4925.1
4925.2
4925.3
4925.4
4926.0
4926.1
4926.2
4926.3
4926.4

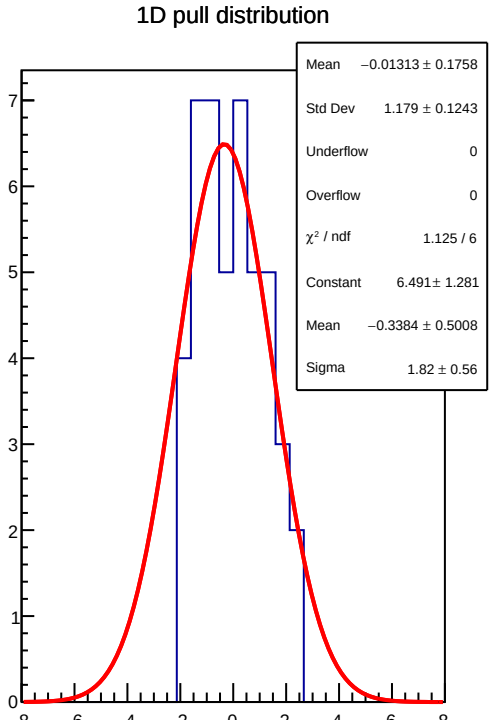
1D pull distribution
Mean −0.01313 ± 0.1758
Std Dev 1.179 ± 0.1243
Underflow 0
Overflow 0
χ² / ndf 1.125 / 6
Constant 6.491± 1.281
Mean −0.3384 ± 0.5008
Sigma 1.82 ± 0.56
7
6
5
4
3
2
1
0
−8
−6
−4
−2
0
2
4
6
8
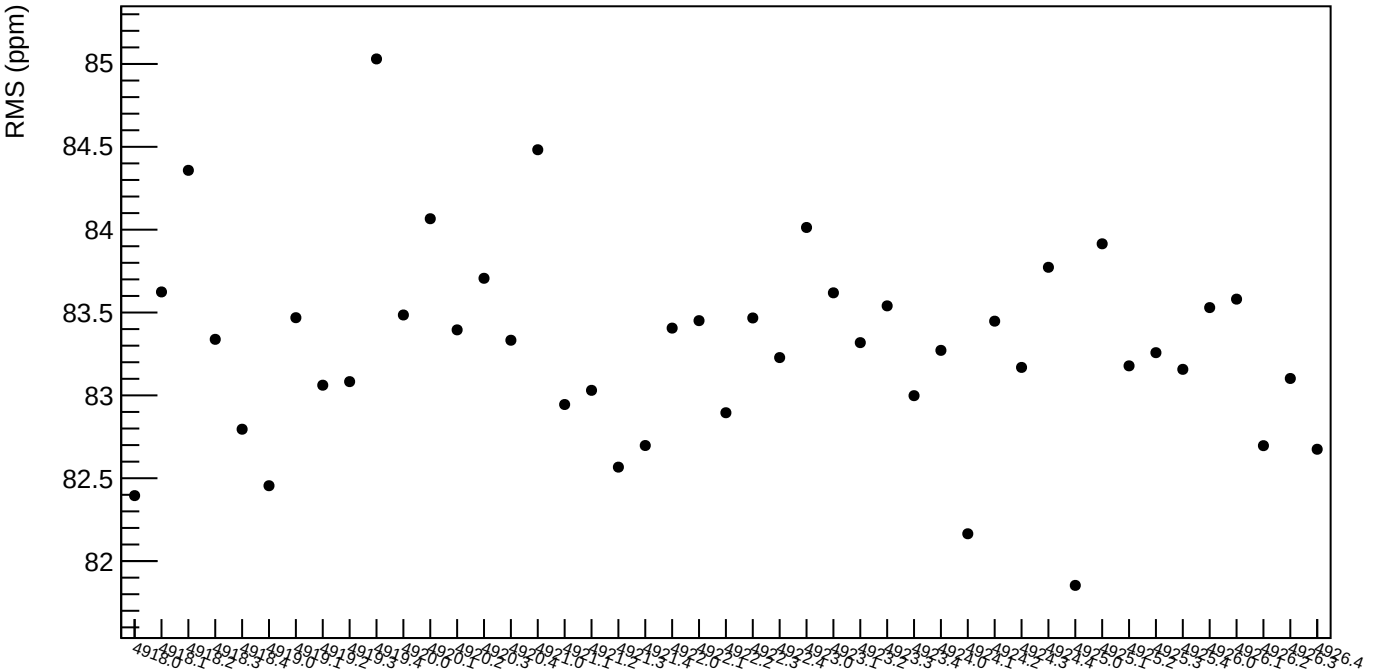
lagr_asym_us_dd RMS (ppm)