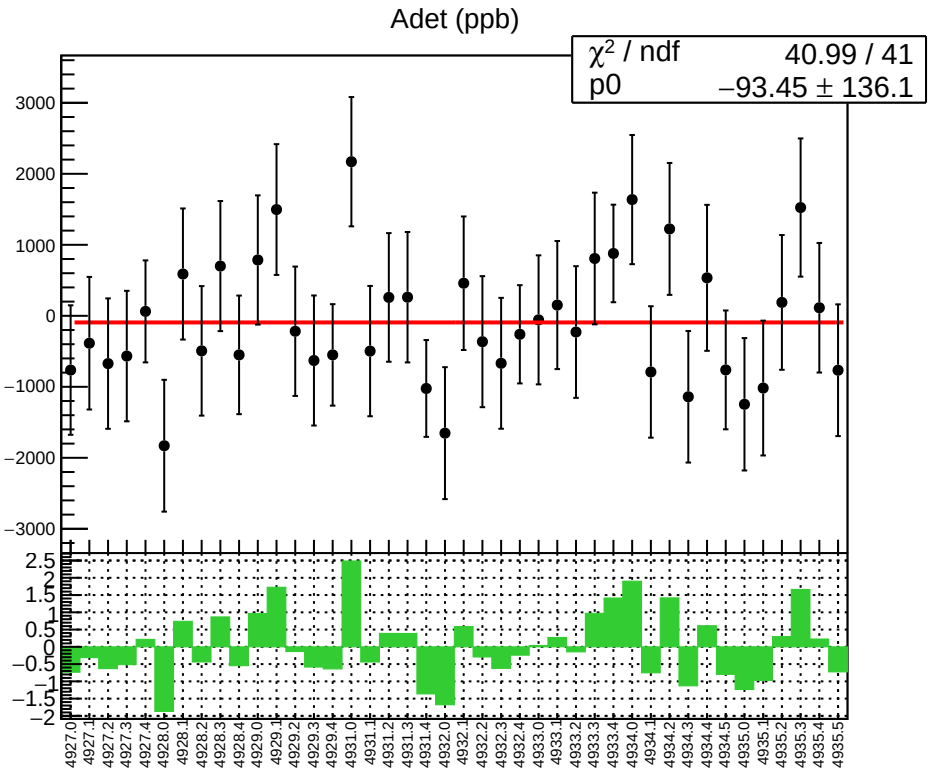
Adet (ppb)
χ² / ndf 40.99 / 41
p0 −93.45 ± 136.1

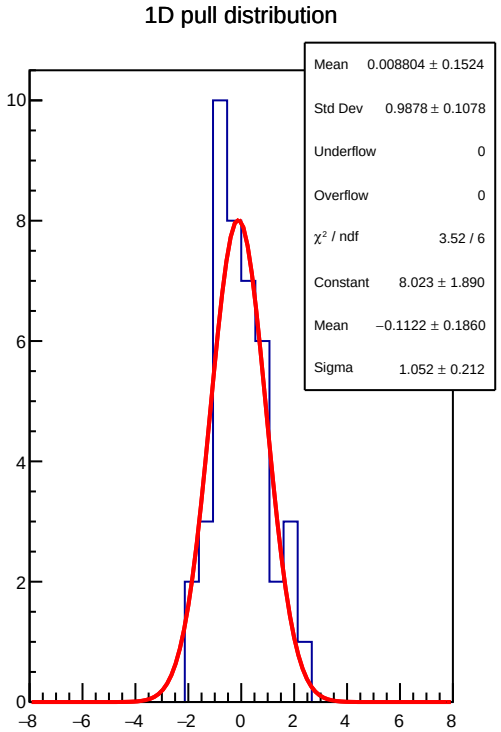
1D pull distribution
Mean 0.008804 ± 0.1524
Std Dev 0.9878 ± 0.1078
Underflow 0
Overflow 0
χ² / ndf 3.52 / 6
Constant 8.023 ± 1.890
Mean −0.1122 ± 0.1860
Sigma 1.052 ± 0.212

Adet RMS (ppm)

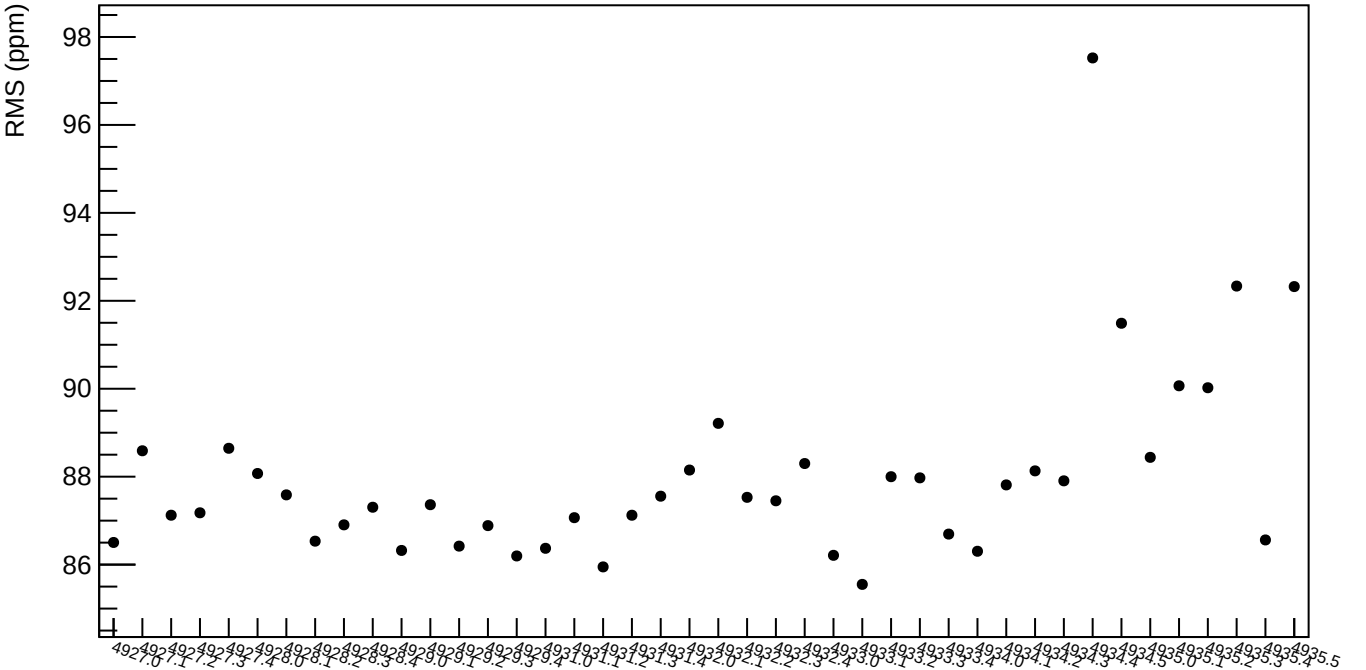
RMS (ppm)
98
96
94
92
90
88
86
4927.0
4927.1
4927.2
4927.3
4927.4
4928.0
4928.1
4928.2
4928.3
4928.4
4929.0
4929.1
4929.2
4929.3
4929.4
4931.0
4931.1
4931.2
4931.3
4931.4
4932.0
4932.1
4932.2
4932.3
4932.4
4933.0
4933.1
4933.2
4933.3
4933.4
4934.0
4934.1
4934.2
4934.3
4934.4
4934.5
4935.0
4935.1
4935.2
4935.3
4935.4
4935.5

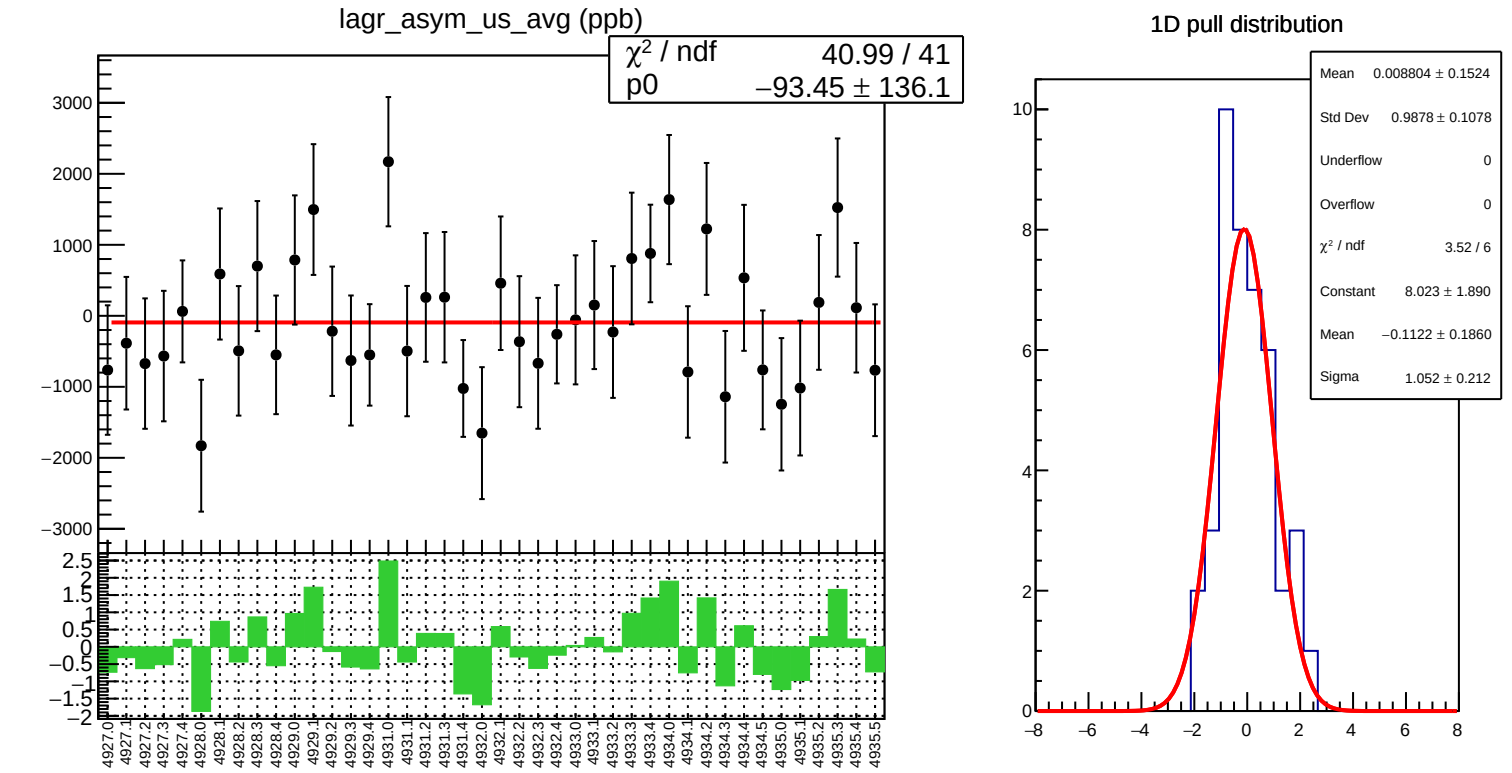
lagr_asym_us_avg (ppb)
χ² / ndf 40.99 / 41
p0 −93.45 ± 136.1
1D pull distribution
Mean 0.008804 ± 0.1524
Std Dev 0.9878 ± 0.1078
Underflow 0
Overflow 0
χ² / ndf 3.52 / 6
Constant 8.023 ± 1.890
Mean −0.1122 ± 0.1860
Sigma 1.052 ± 0.212

lagr_asym_us_avg RMS (ppm)

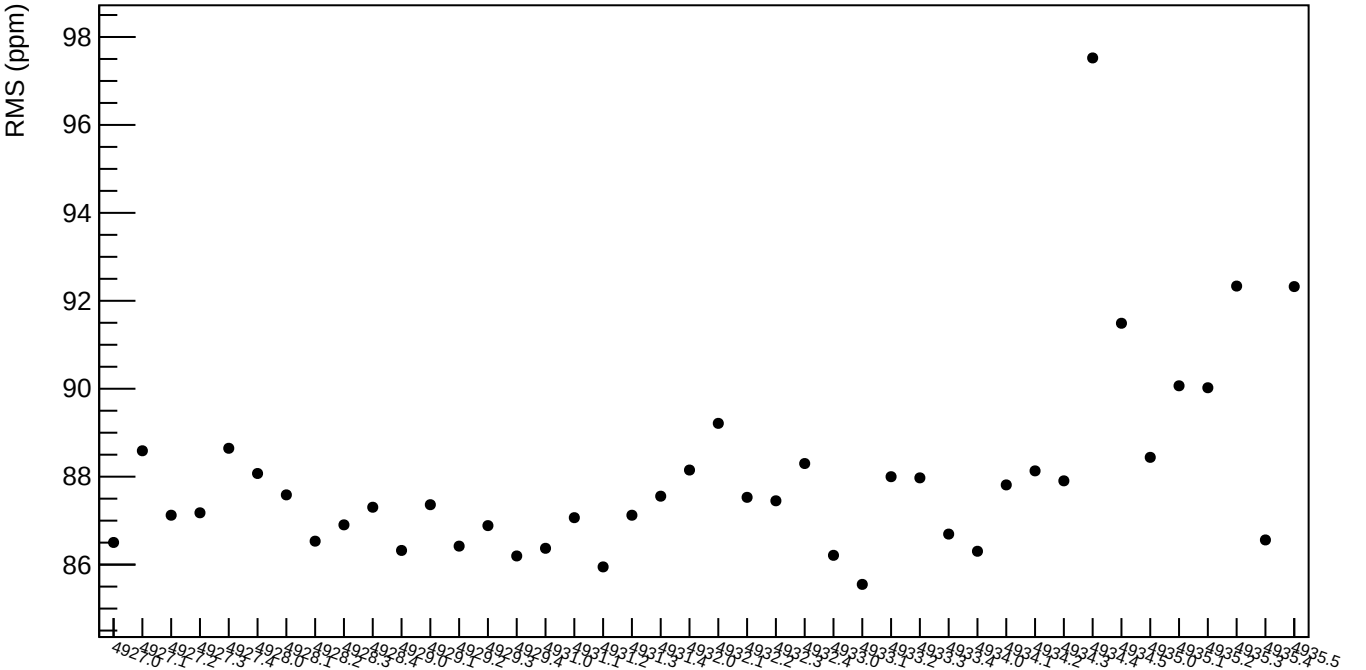

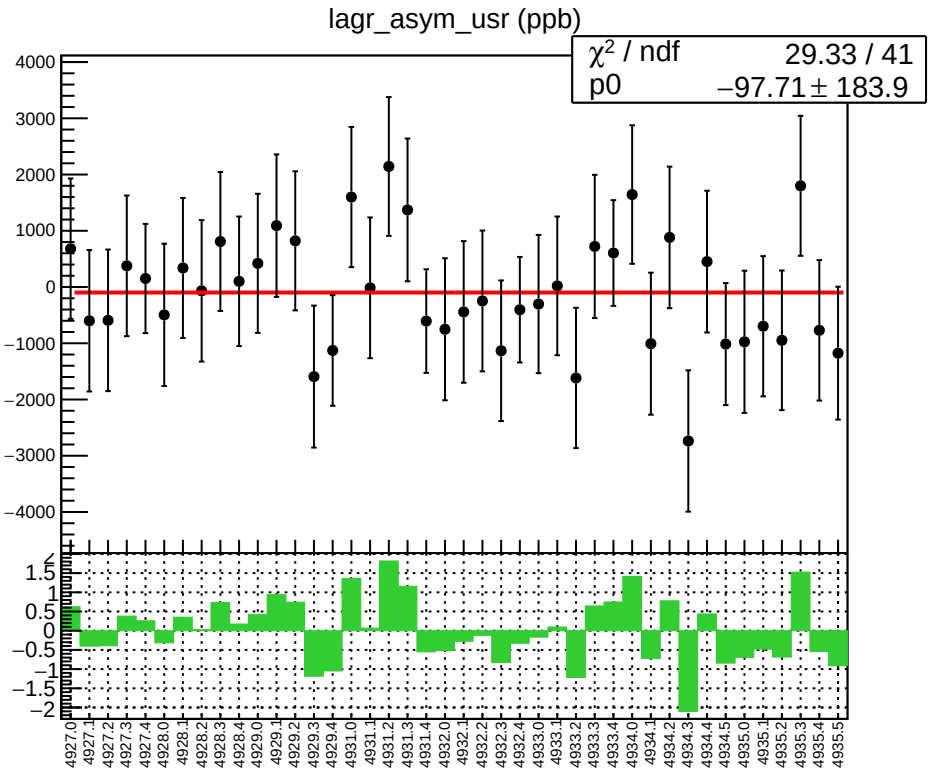
lagr_asym_usr (ppb)
χ² / ndf 29.33 / 41
p0 −97.71 ± 183.9

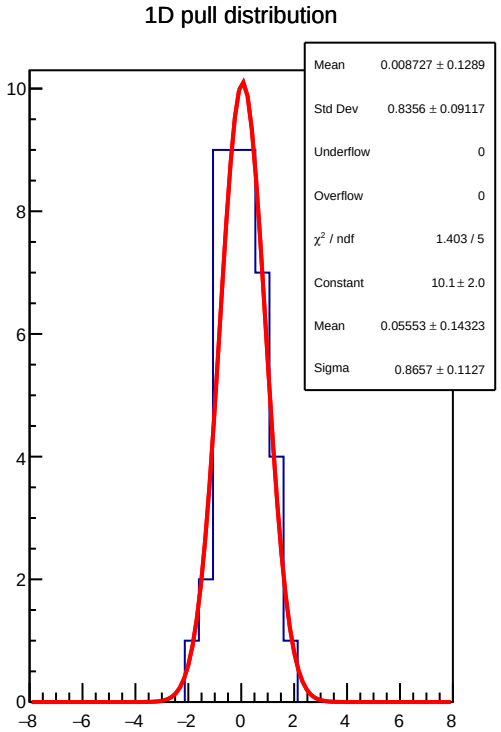
1D pull distribution
Mean 0.008727 ± 0.1289
Std Dev 0.8356 ± 0.09117
Underflow 0
Overflow 0
χ² / ndf 1.403 / 5
Constant 10.1 ± 2.0
Mean 0.05553 ± 0.14323
Sigma 0.8657 ± 0.1127

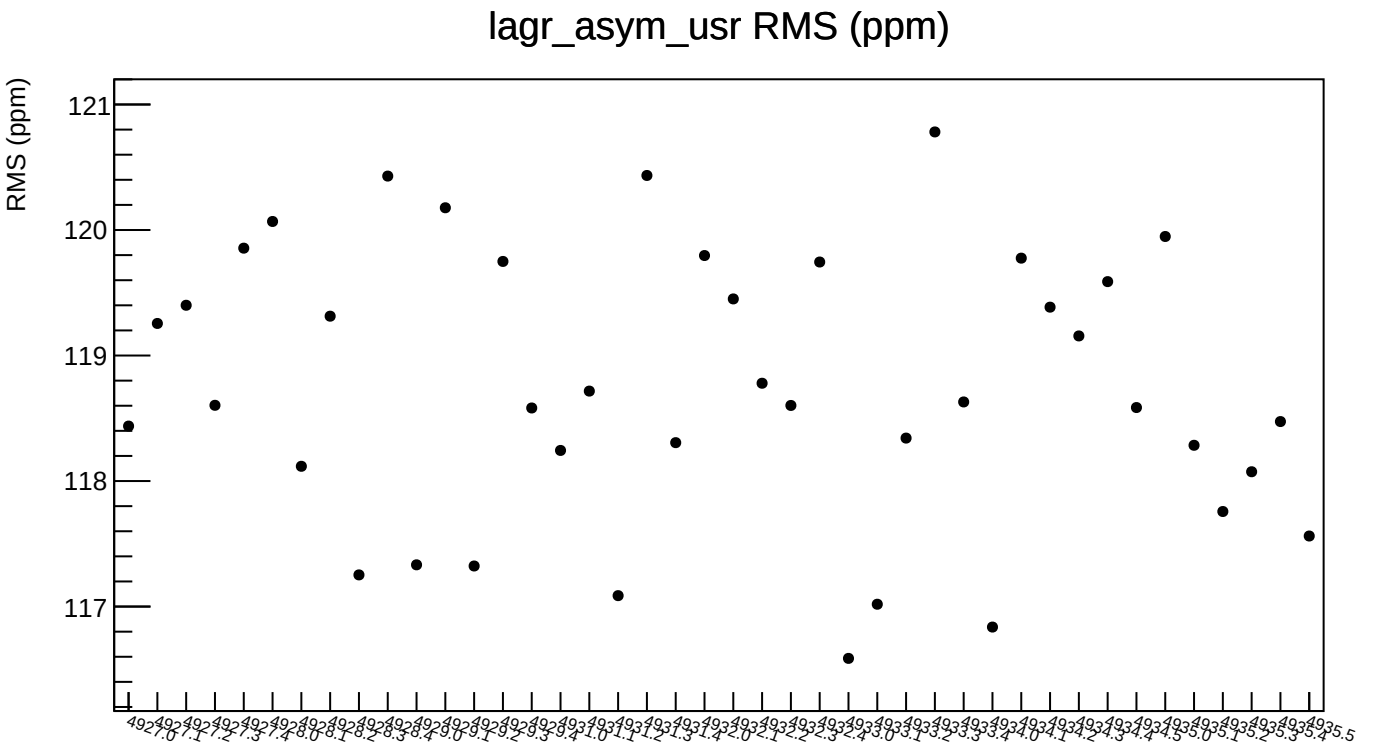
lagr_asym_usr RMS (ppm)
RMS (ppm)
121
120
119
118
117
4927.0
4927.1
4927.2
4927.3
4927.4
4928.0
4928.1
4928.2
4928.3
4928.4
4929.0
4929.1
4929.2
4929.3
4929.4
4931.0
4931.1
4931.2
4931.3
4931.4
4932.0
4932.1
4932.2
4932.3
4932.4
4933.0
4933.1
4933.2
4933.3
4933.4
4934.0
4934.1
4934.2
4934.3
4934.4
4934.5
4935.0
4935.1
4935.2
4935.3
4935.4
4935.5

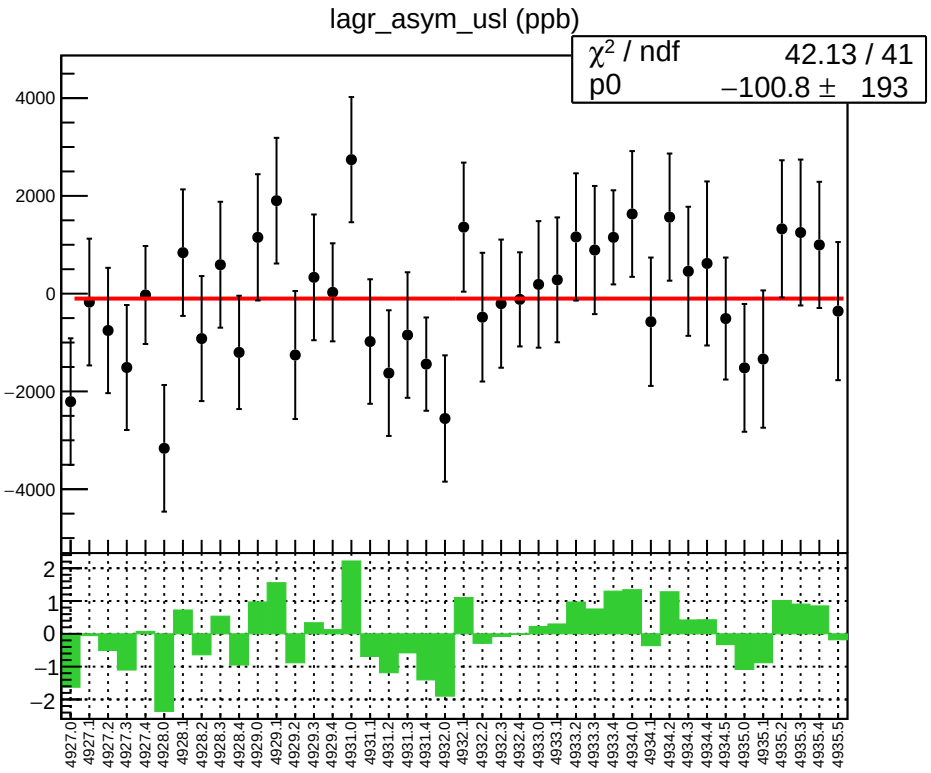
lagr_asym_usl (ppb)
χ² / ndf 42.13 / 41
p0 −100.8 ± 193
4000
2000
0
−2000
−4000
2
1
0
−1
−2
4927.0
4927.1
4927.2
4927.3
4927.4
4928.0
4928.1
4928.2
4928.3
4928.4
4929.0
4929.1
4929.2
4929.3
4929.4
4931.0
4931.1
4931.2
4931.3
4931.4
4932.0
4932.1
4932.2
4932.3
4932.4
4933.0
4933.1
4933.2
4933.3
4933.4
4934.0
4934.1
4934.2
4934.3
4934.4
4934.5
4935.0
4935.1
4935.2
4935.3
4935.4
4935.5

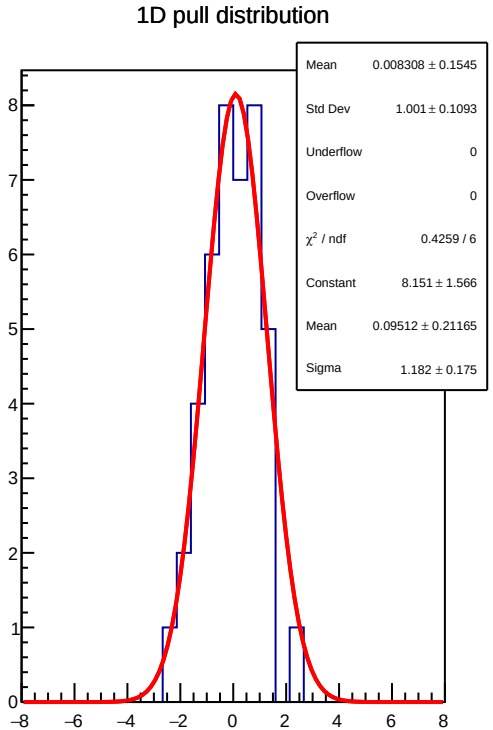
1D pull distribution
Mean 0.008308 ± 0.1545
Std Dev 1.001 ± 0.1093
Underflow 0
Overflow 0
χ² / ndf 0.4259 / 6
Constant 8.151 ± 1.566
Mean 0.09512 ± 0.21165
Sigma 1.182 ± 0.175
8
7
6
5
4
3
2
1
0
−8
−6
−4
−2
0
2
4
6
8

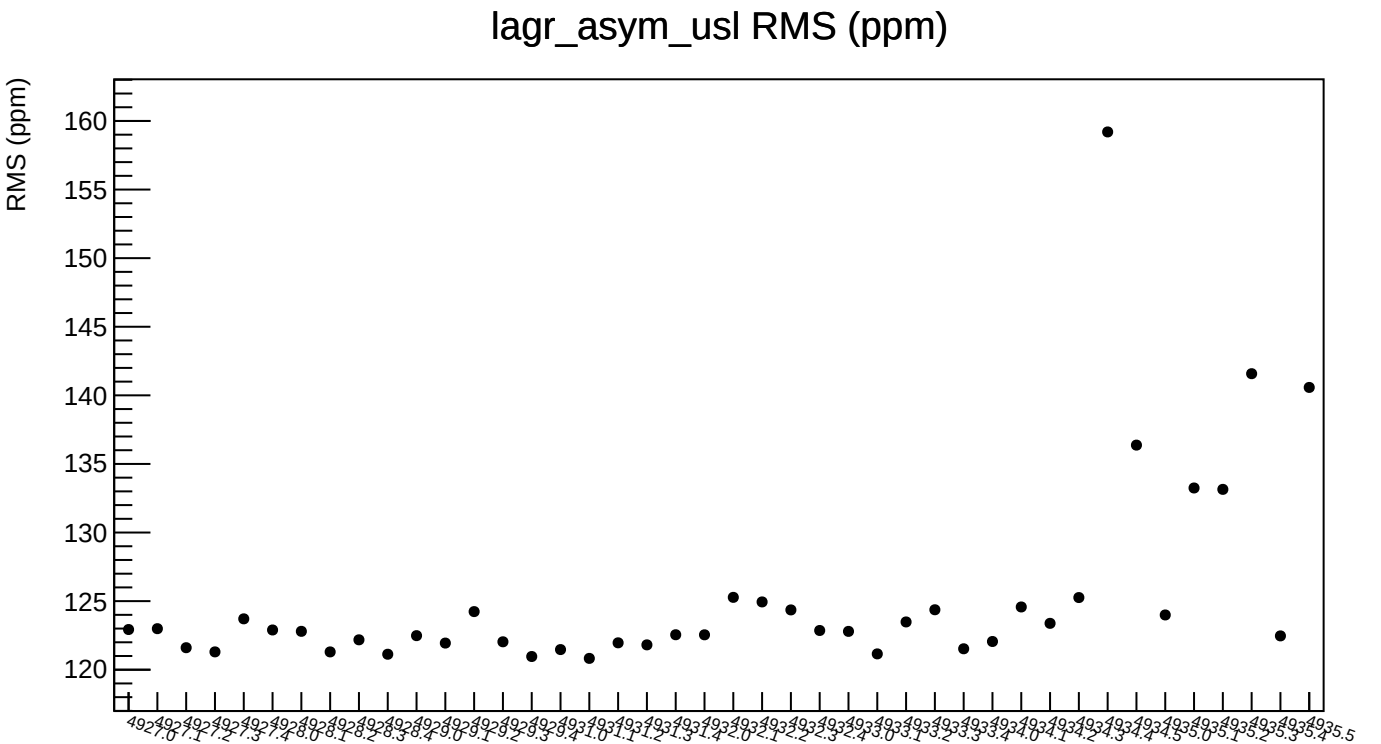
lagr_asym_usl RMS (ppm)
RMS (ppm)
160
155
150
145
140
135
130
125
120
4927.0
4927.1
4927.2
4927.3
4927.4
4928.0
4928.1
4928.2
4928.3
4928.4
4929.0
4929.1
4929.2
4929.3
4929.4
4931.0
4931.1
4931.2
4931.3
4931.4
4932.0
4932.1
4932.2
4932.3
4932.4
4933.0
4933.1
4933.2
4933.3
4933.4
4934.0
4934.1
4934.2
4934.3
4934.4
4934.5
4935.0
4935.1
4935.2
4935.3
4935.4
4935.5

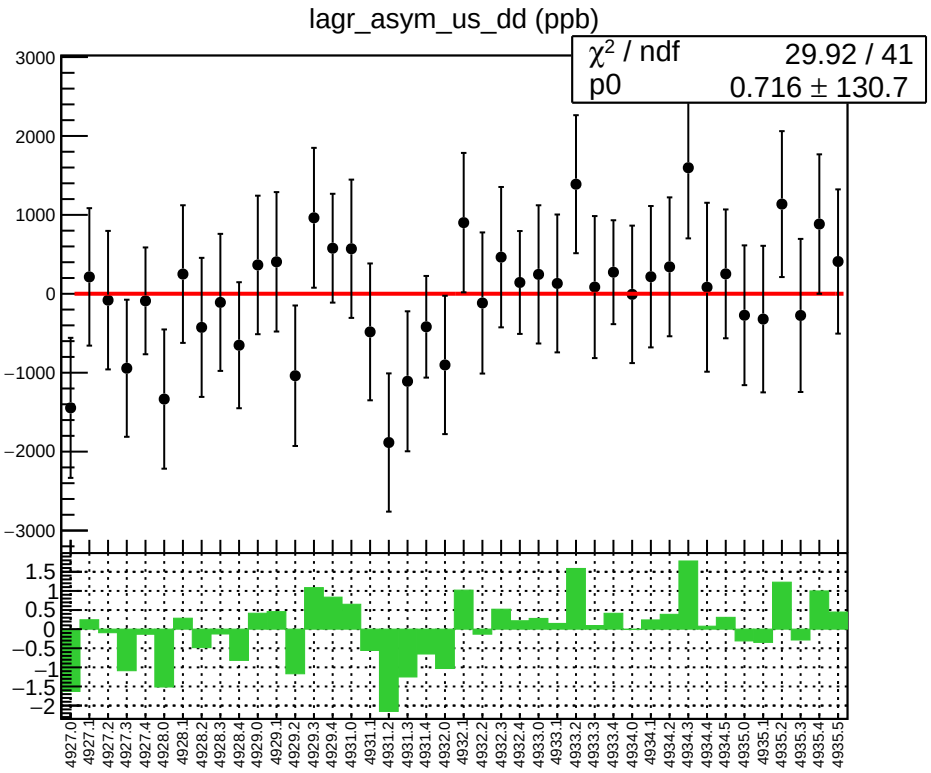
lagr_asym_us_dd (ppb)
χ² / ndf 29.92 / 41
p0 0.716 ± 130.7
3000
2000
1000
0
−1000
−2000
−3000
1.5
1
0.5
0
−0.5
−1
−1.5
−2
4927.0
4927.1
4927.2
4927.3
4927.4
4928.0
4928.1
4928.2
4928.3
4928.4
4929.0
4929.1
4929.2
4929.3
4929.4
4931.0
4931.1
4931.2
4931.3
4931.4
4932.0
4932.1
4932.2
4932.3
4932.4
4933.0
4933.1
4933.2
4933.3
4933.4
4934.0
4934.1
4934.2
4934.3
4934.4
4934.5
4935.0
4935.1
4935.2
4935.3
4935.4
4935.5

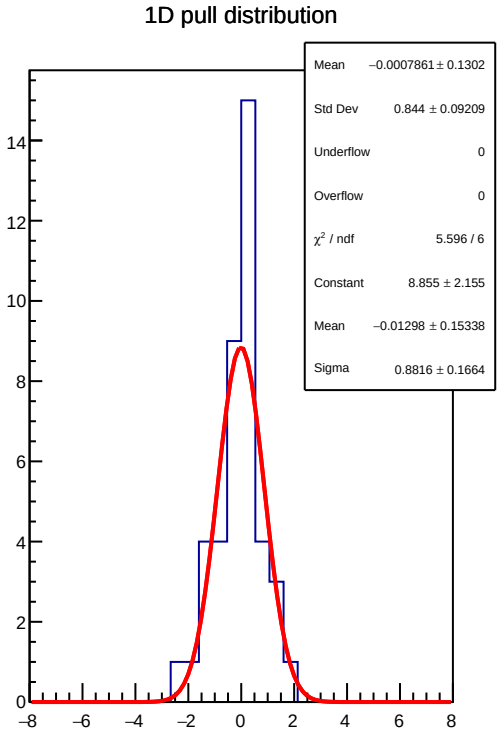
1D pull distribution
Mean −0.0007861 ± 0.1302
Std Dev 0.844 ± 0.09209
Underflow 0
Overflow 0
χ² / ndf 5.596 / 6
Constant 8.855 ± 2.155
Mean −0.01298 ± 0.15338
Sigma 0.8816 ± 0.1664
14
12
10
8
6
4
2
0
−8
−6
−4
−2
0
2
4
6
8

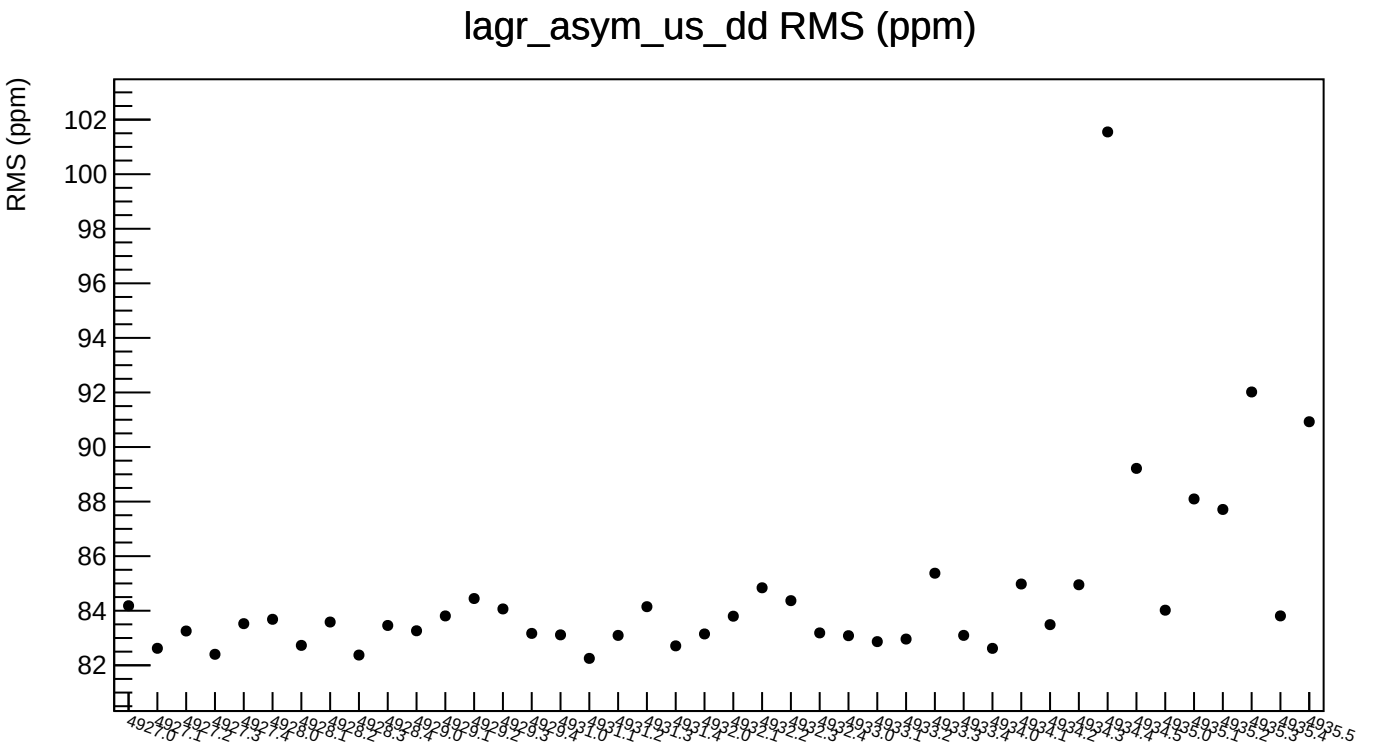
lagr_asym_us_dd RMS (ppm)
RMS (ppm)
102
100
98
96
94
92
90
88
86
84
82
4927.0
4927.1
4927.2
4927.3
4927.4
4928.0
4928.1
4928.2
4928.3
4928.4
4929.0
4929.1
4929.2
4929.3
4929.4
4931.0
4931.1
4931.2
4931.3
4931.4
4932.0
4932.1
4932.2
4932.3
4932.4
4933.0
4933.1
4933.2
4933.3
4933.4
4934.0
4934.1
4934.2
4934.3
4934.4
4934.5
4935.0
4935.1
4935.2
4935.3
4935.4
4935.5