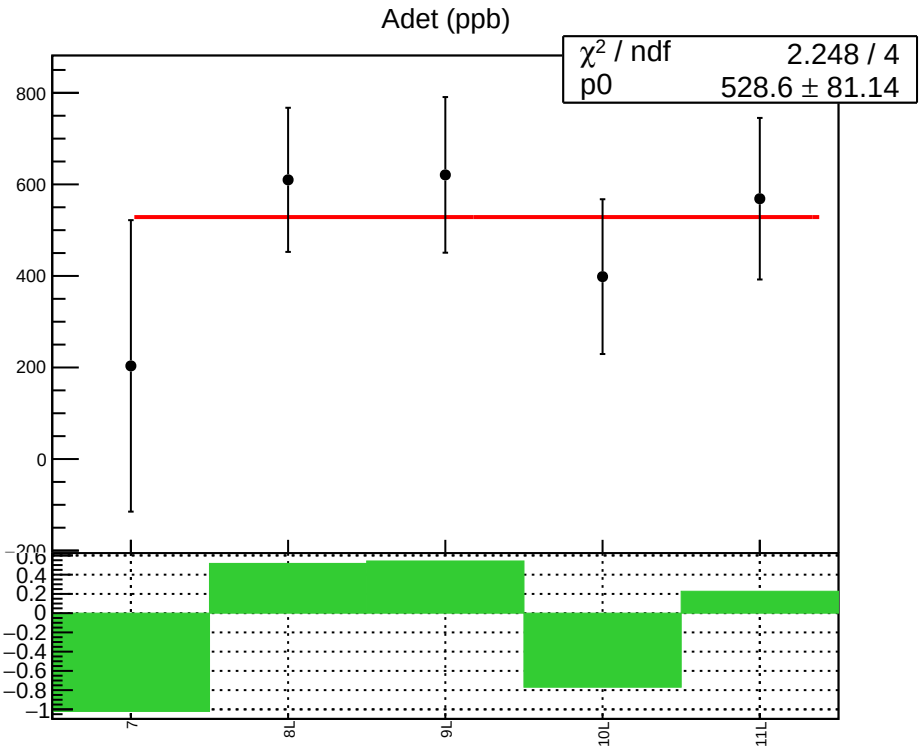
Adet (ppb)
χ² / ndf 2.248 / 4
p0 528.6 ± 81.14
800
600
400
200
0
−200
0.6
0.4
0.2
0
−0.2
−0.4
−0.6
−0.8
−1
7
8L
9L
10L
11L

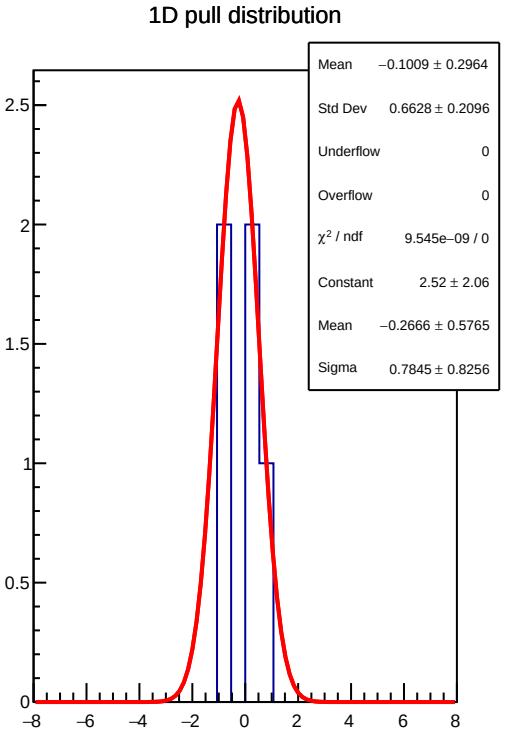
1D pull distribution
Mean −0.1009 ± 0.2964
Std Dev 0.6628 ± 0.2096
Underflow 0
Overflow 0
χ² / ndf 9.545e−09 / 0
Constant 2.52 ± 2.06
Mean −0.2666 ± 0.5765
Sigma 0.7845 ± 0.8256
2.5
2
1.5
1
0.5
0
−8
−6
−4
−2
0
2
4
6
8

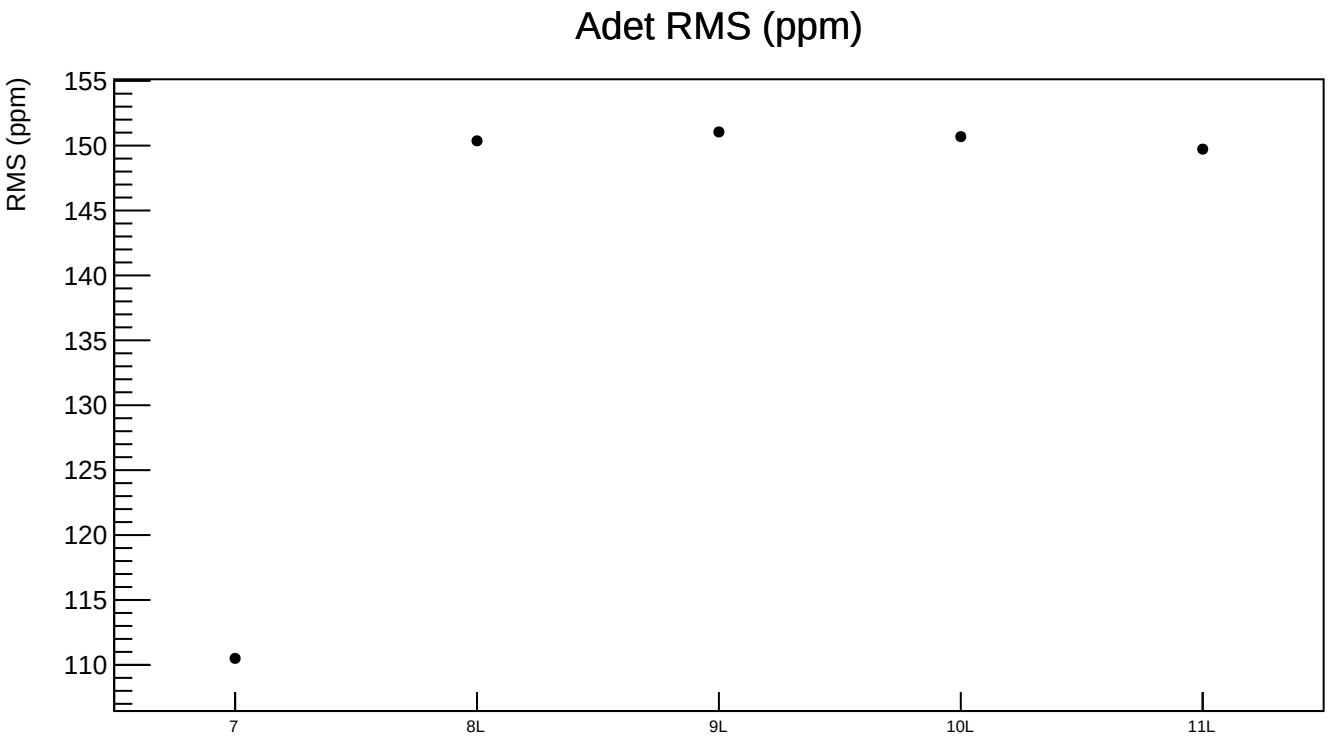
Adet RMS (ppm)
RMS (ppm)
155
150
145
140
135
130
125
120
115
110
7
8L
9L
10L
11L

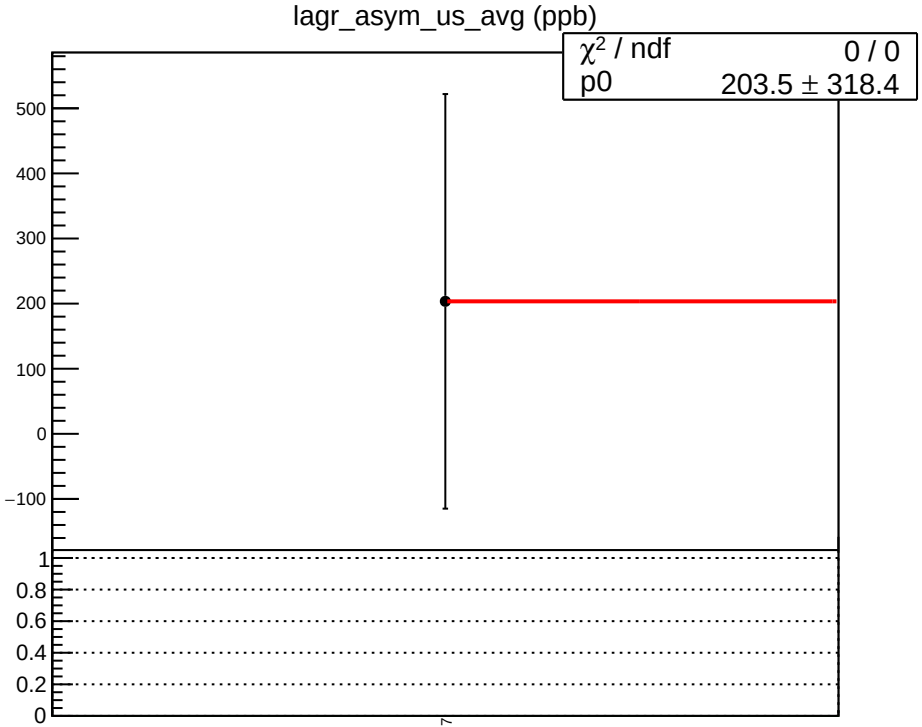
lagr_asym_us_avg (ppb)
χ² / ndf 0 / 0
p0 203.5 ± 318.4
500
400
300
200
100
0
−100
1
0.8
0.6
0.4
0.2
0

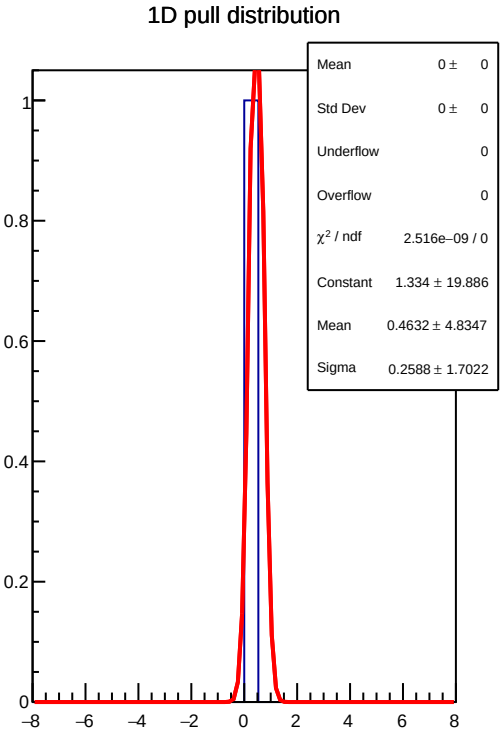
1D pull distribution
Mean 0 ± 0
Std Dev 0 ± 0
Underflow 0
Overflow 0
χ² / ndf 2.516e−09 / 0
Constant 1.334 ± 19.886
Mean 0.4632 ± 4.8347
Sigma 0.2588 ± 1.7022
1
0.8
0.6
0.4
0.2
0
−8
−6
−4
−2
0
2
4
6
8

lagr_asym_us_avg RMS (ppm)

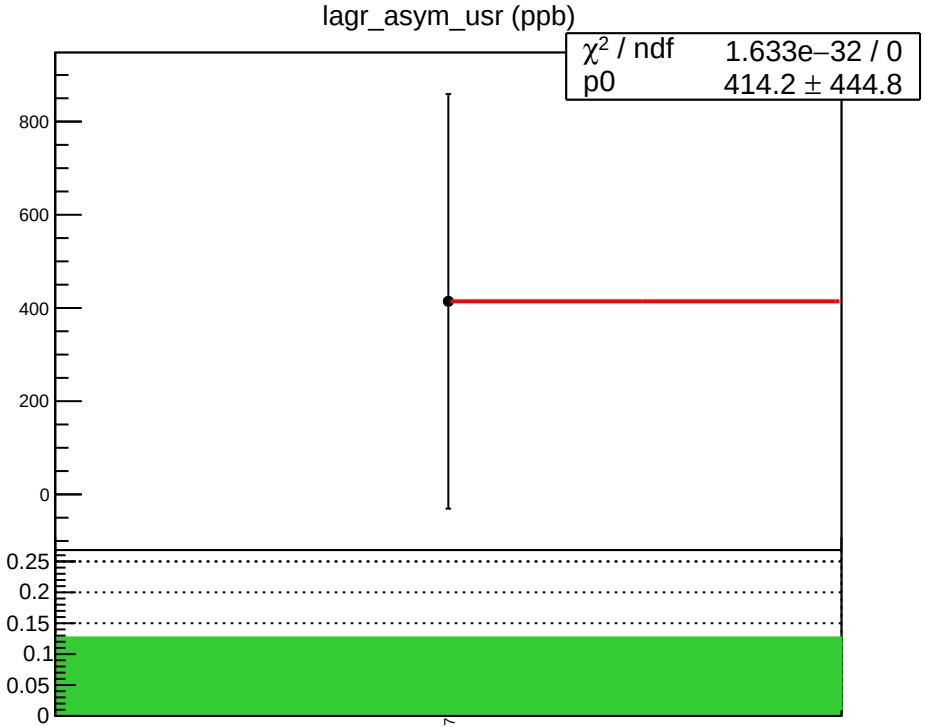
lagr_asym_usr (ppb)
χ² / ndf 1.633e−32 / 0
p0 414.2 ± 444.8
800
600
400
200
0
0.25
0.2
0.15
0.1
0.05
0
1

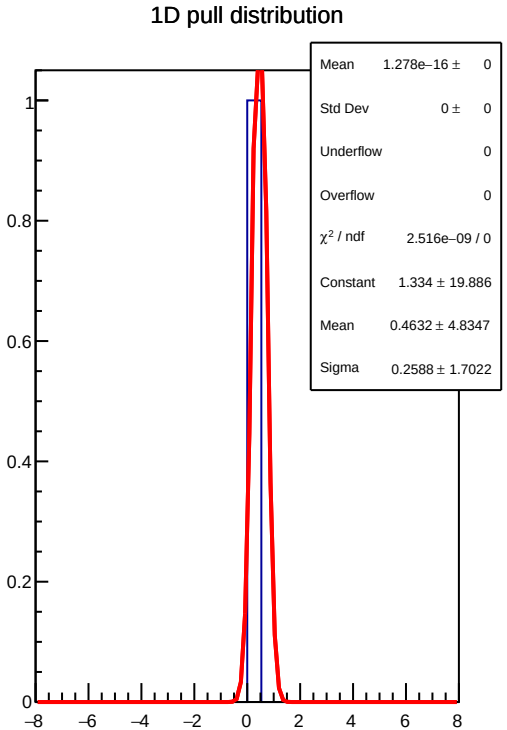
1D pull distribution
Mean 1.278e−16 ± 0
Std Dev 0 ± 0
Underflow 0
Overflow 0
χ² / ndf 2.516e−09 / 0
Constant 1.334 ± 19.886
Mean 0.4632 ± 4.8347
Sigma 0.2588 ± 1.7022
1
0.8
0.6
0.4
0.2
0
−8
−6
−4
−2
0
2
4
6
8

lagr_asym_usr RMS (ppm)



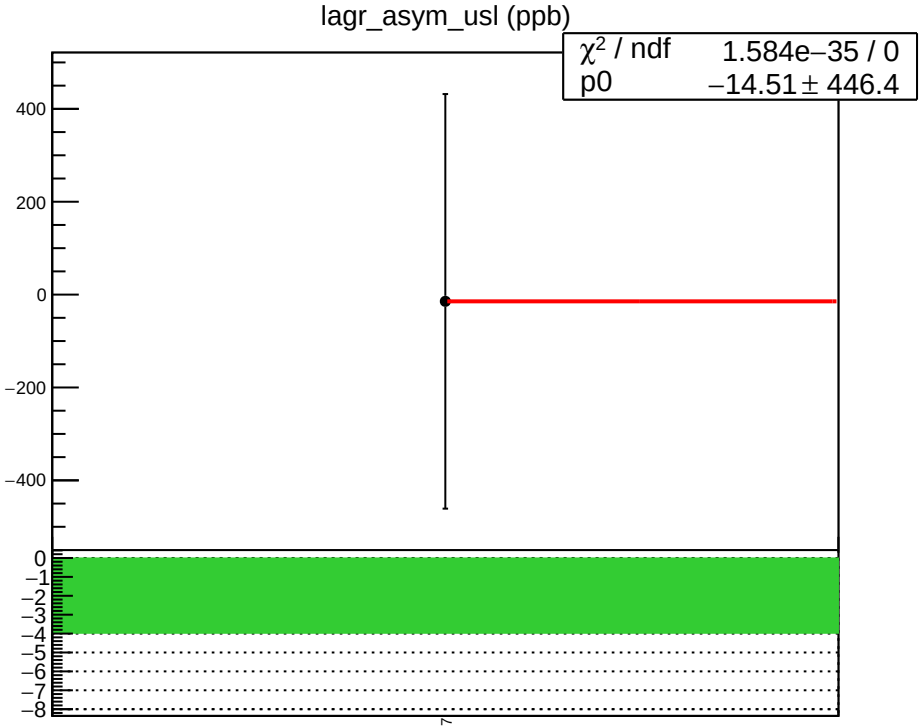
lagr_asym_usl (ppb)
χ² / ndf 1.584e−35 / 0
p0 −14.51 ± 446.4
400
200
0
−200
−400
0
−1
−2
−3
−4
−5
−6
−7
−8

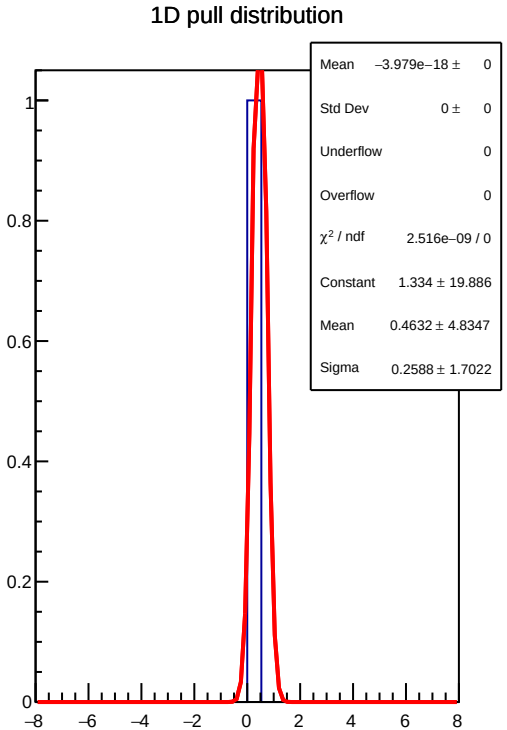
1D pull distribution
Mean −3.979e−18 ± 0
Std Dev 0 ± 0
Underflow 0
Overflow 0
χ² / ndf 2.516e−09 / 0
Constant 1.334 ± 19.886
Mean 0.4632 ± 4.8347
Sigma 0.2588 ± 1.7022
1
0.8
0.6
0.4
0.2
0
−8
−6
−4
−2
0
2
4
6
8

lagr_asym_usl RMS (ppm)



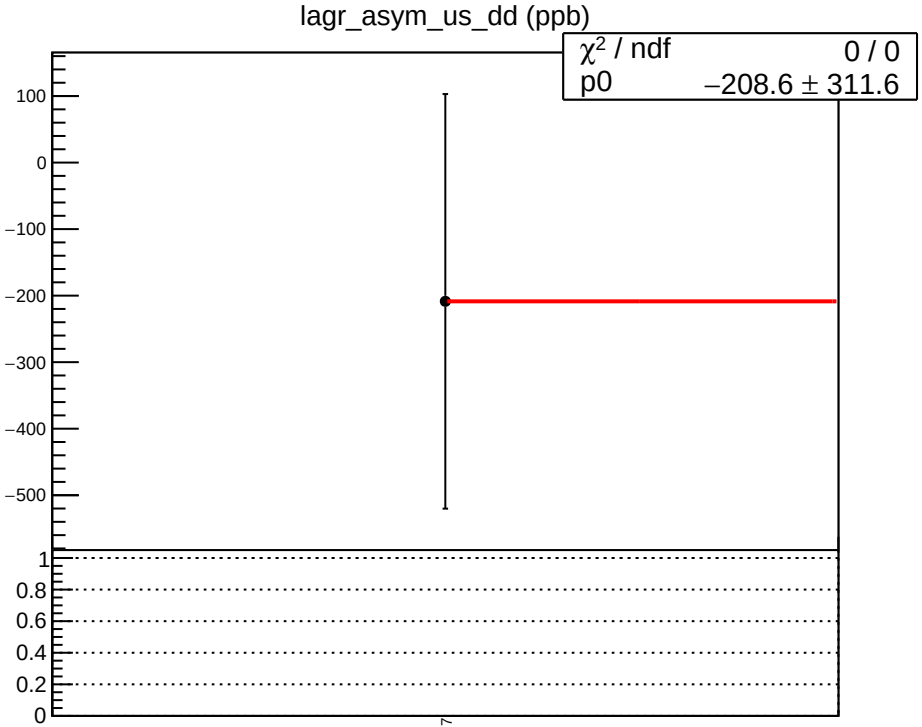
lagr_asym_us_dd (ppb)
χ² / ndf 0 / 0
p0 −208.6 ± 311.6
100
0
−100
−200
−300
−400
−500
1
0.8
0.6
0.4
0.2
0

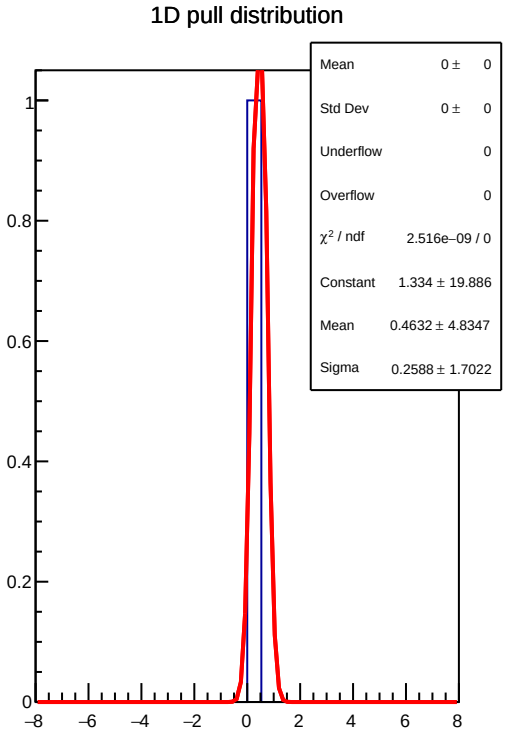
1D pull distribution
Mean 0 ± 0
Std Dev 0 ± 0
Underflow 0
Overflow 0
χ² / ndf 2.516e−09 / 0
Constant 1.334 ± 19.886
Mean 0.4632 ± 4.8347
Sigma 0.2588 ± 1.7022
1
0.8
0.6
0.4
0.2
0
−8
−6
−4
−2
0
2
4
6
8

lagr_asym_us_dd RMS (ppm)