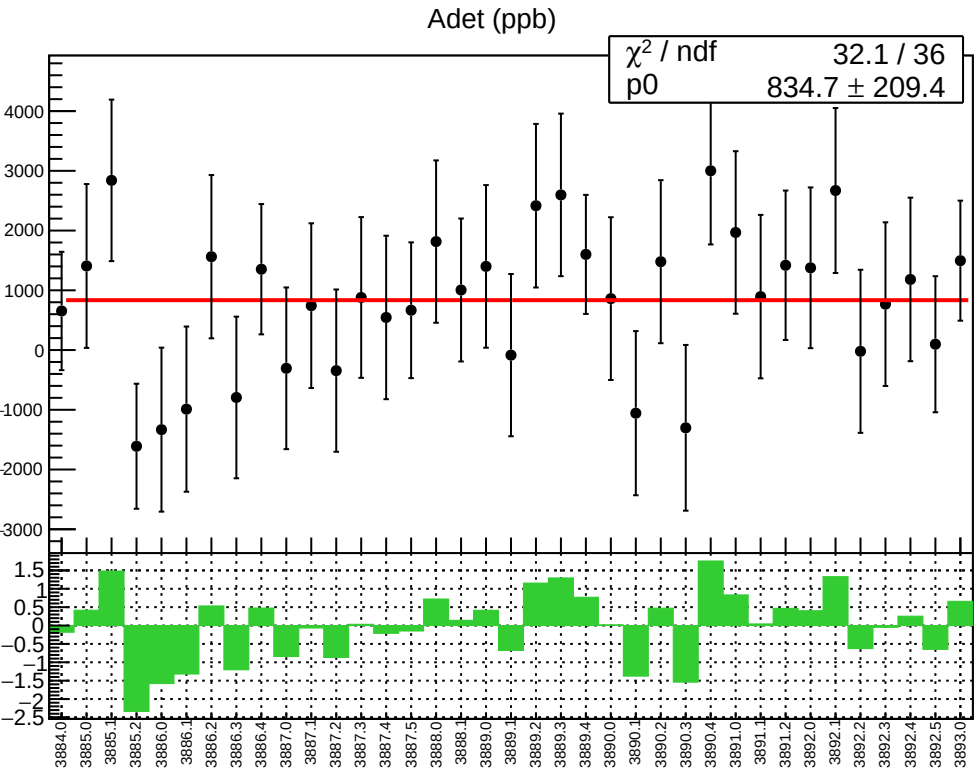
Adet (ppb)
χ² / ndf 32.1 / 36
p0 834.7 ± 209.4
4000
3000
2000
1000
0
-1000
-2000
-3000
1.5
1
0.5
0
−0.5
−1
−1.5
−2
−2.5
3884.0
3885.0
3885.1
3885.2
3886.0
3886.1
3886.2
3886.3
3886.4
3887.0
3887.1
3887.2
3887.3
3887.4
3887.5
3888.0
3888.1
3889.0
3889.1
3889.2
3889.3
3889.4
3890.0
3890.1
3890.2
3890.3
3890.4
3891.0
3891.1
3891.2
3892.0
3892.1
3892.2
3892.3
3892.4
3892.5
3893.0

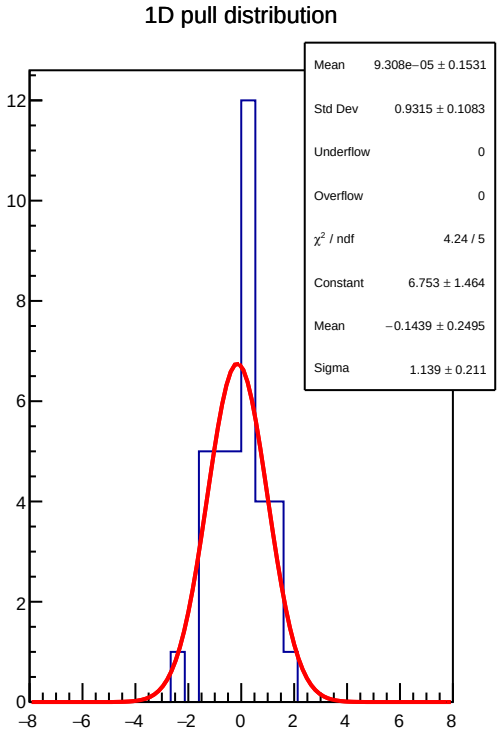
1D pull distribution
Mean 9.308e−05 ± 0.1531
Std Dev 0.9315 ± 0.1083
Underflow 0
Overflow 0
χ² / ndf 4.24 / 5
Constant 6.753 ± 1.464
Mean −0.1439 ± 0.2495
Sigma 1.139 ± 0.211
12
10
8
6
4
2
0
−8
−6
−4
−2
0
2
4
6
8

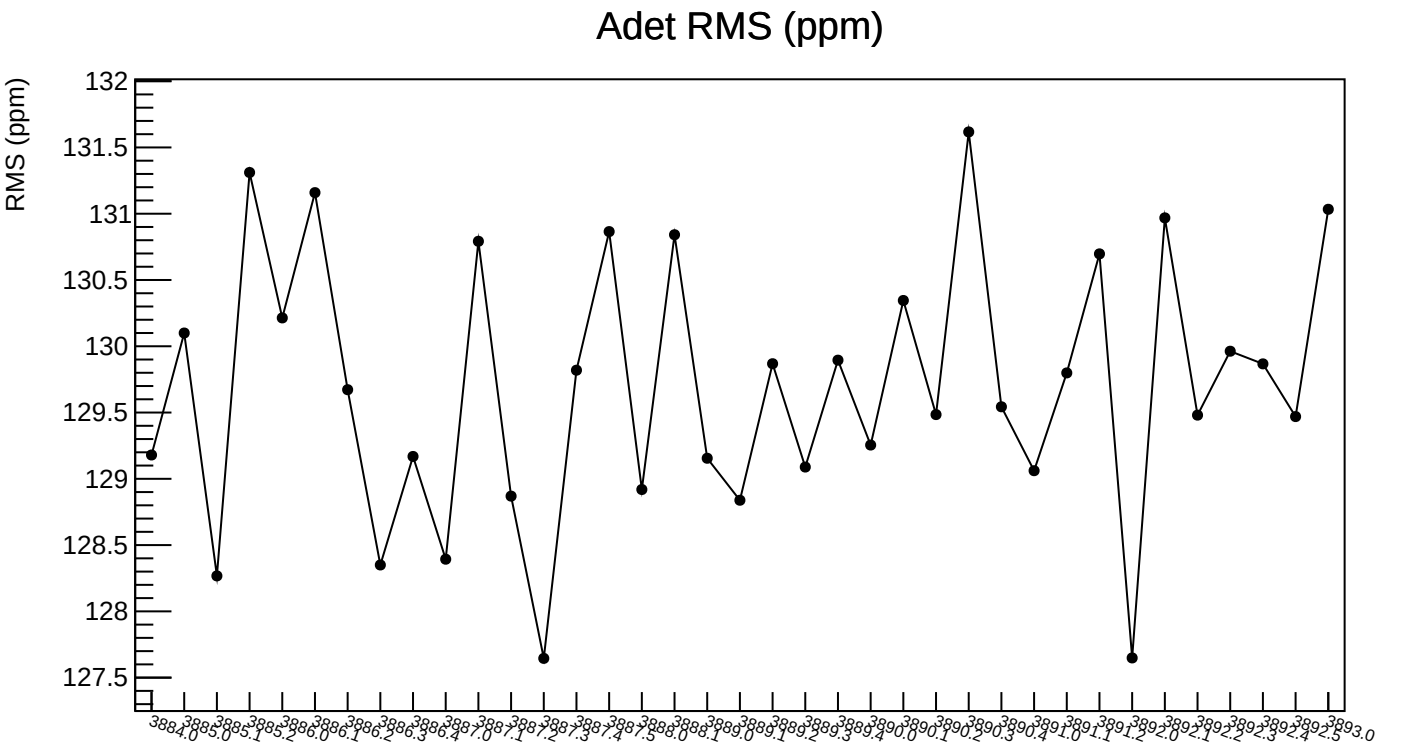
Adet RMS (ppm)
RMS (ppm)
132
131.5
131
130.5
130
129.5
129
128.5
128
127.5
3884.0
3885.0
3885.1
3885.2
3886.0
3886.1
3886.2
3886.3
3886.4
3887.0
3887.1
3887.2
3887.3
3887.4
3887.5
3888.0
3888.1
3889.0
3889.1
3889.2
3889.3
3889.4
3890.0
3890.1
3890.2
3890.3
3890.4
3891.0
3891.1
3891.2
3892.0
3892.1
3892.2
3892.3
3892.4
3892.5
3893.0

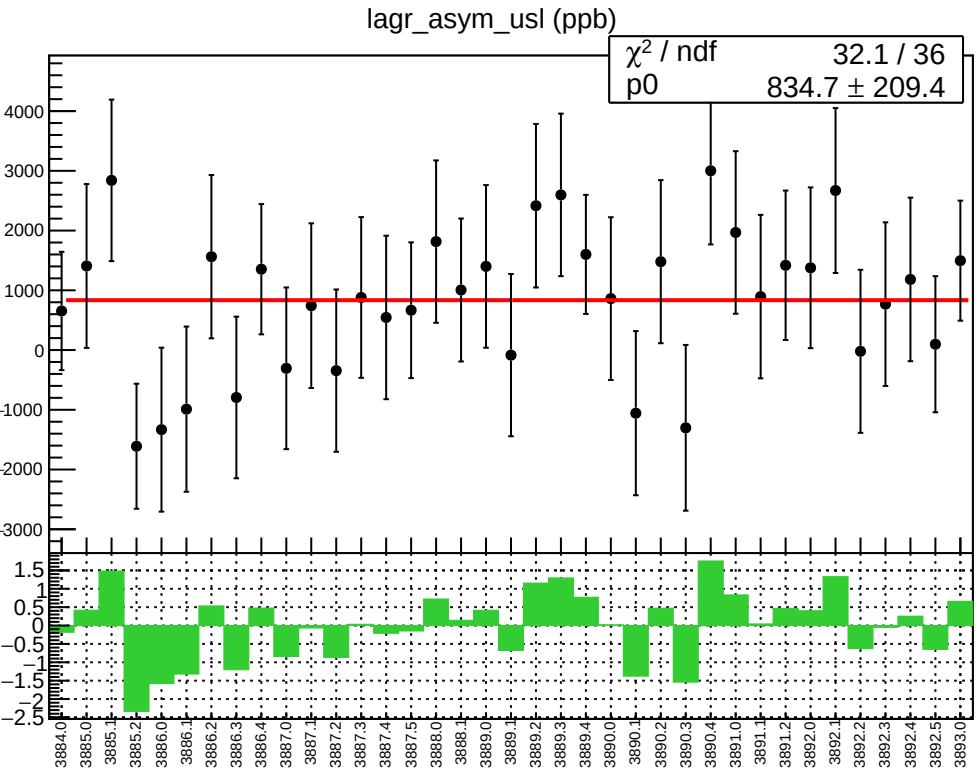
lagr_asym_usl (ppb)
χ² / ndf 32.1 / 36
p0 834.7 ± 209.4
4000
3000
2000
1000
0
-1000
-2000
-3000
1.5
1
0.5
0
−0.5
−1
−1.5
−2
−2.5
3884.0
3885.0
3885.1
3885.2
3886.0
3886.1
3886.2
3886.3
3886.4
3887.0
3887.1
3887.2
3887.3
3887.4
3887.5
3888.0
3888.1
3889.0
3889.1
3889.2
3889.3
3889.4
3890.0
3890.1
3890.2
3890.3
3890.4
3891.0
3891.1
3891.2
3892.0
3892.1
3892.2
3892.3
3892.4
3892.5
3893.0

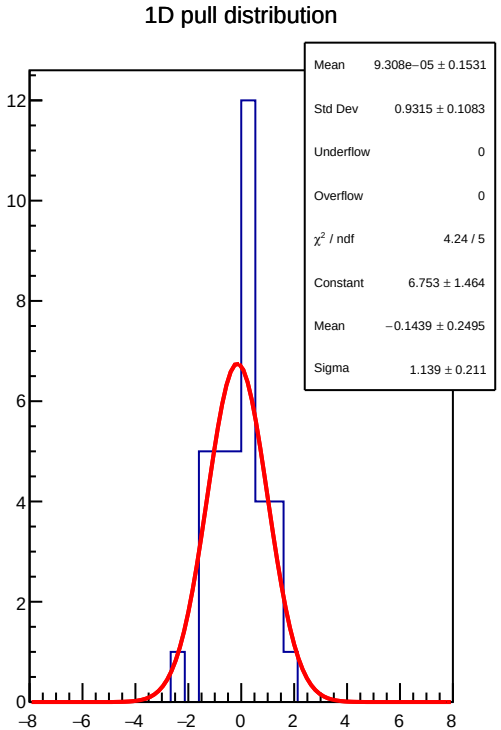
1D pull distribution
Mean 9.308e−05 ± 0.1531
Std Dev 0.9315 ± 0.1083
Underflow 0
Overflow 0
χ² / ndf 4.24 / 5
Constant 6.753 ± 1.464
Mean −0.1439 ± 0.2495
Sigma 1.139 ± 0.211
12
10
8
6
4
2
0
−8
−6
−4
−2
0
2
4
6
8

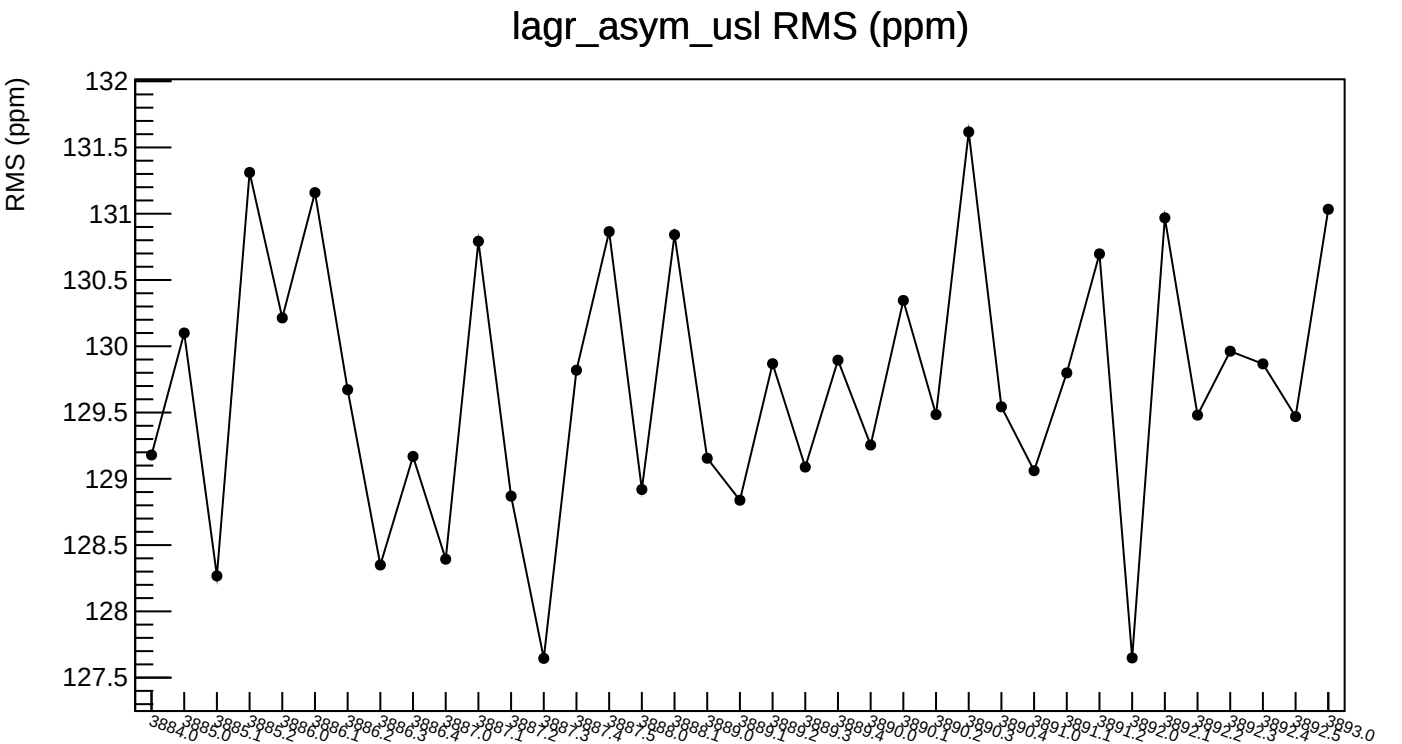
lagr_asym_usl RMS (ppm)
RMS (ppm)
132
131.5
131
130.5
130
129.5
129
128.5
128
127.5
3884.0
3885.0
3885.1
3885.2
3886.0
3886.1
3886.2
3886.3
3886.4
3887.0
3887.1
3887.2
3887.3
3887.4
3887.5
3888.0
3888.1
3889.0
3889.1
3889.2
3889.3
3889.4
3890.0
3890.1
3890.2
3890.3
3890.4
3891.0
3891.1
3891.2
3892.0
3892.1
3892.2
3892.3
3892.4
3892.5
3893.0