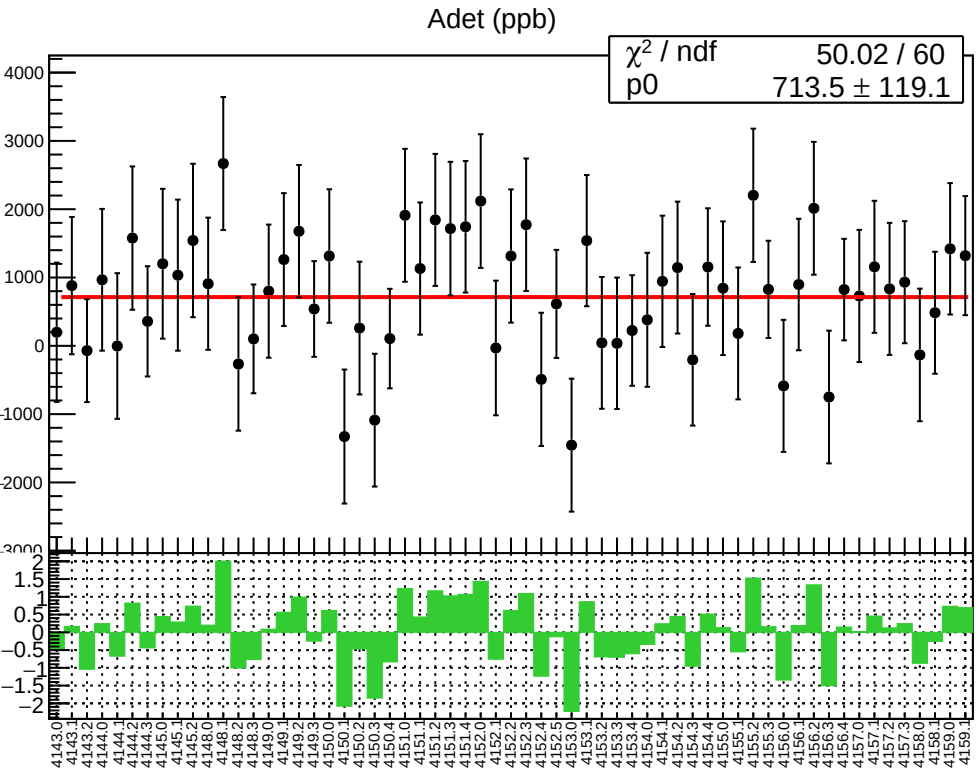
Adet (ppb)
χ² / ndf 50.02 / 60
p0 713.5 ± 119.1

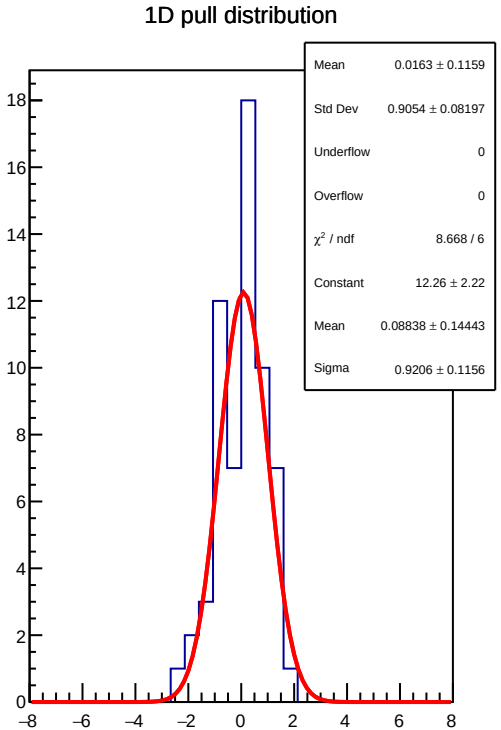
1D pull distribution
Mean 0.0163 ± 0.1159
Std Dev 0.9054 ± 0.08197
Underflow 0
Overflow 0
χ² / ndf 8.668 / 6
Constant 12.26 ± 2.22
Mean 0.08838 ± 0.14443
Sigma 0.9206 ± 0.1156

Adet RMS (ppm)

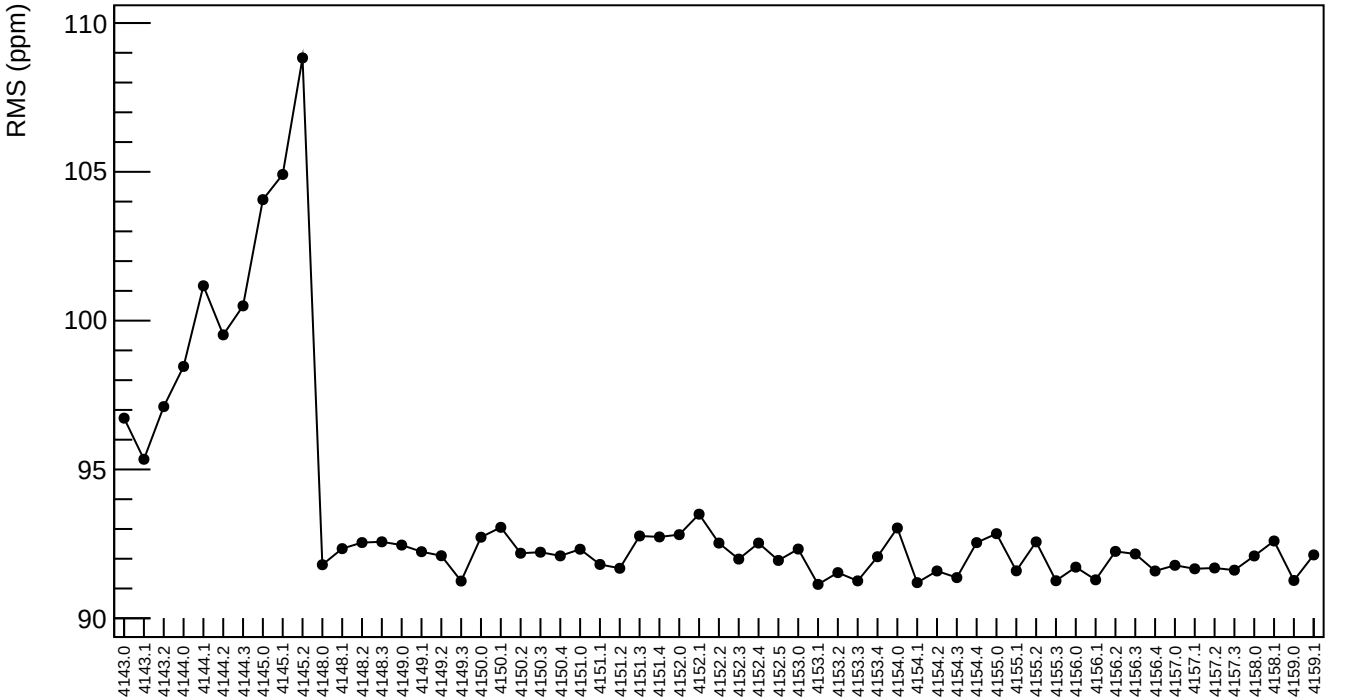
RMS (ppm)
110
105
100
95
90
4143.0
4143.1
4143.2
4144.0
4144.1
4144.2
4144.3
4145.0
4145.1
4145.2
4148.0
4148.1
4148.2
4148.3
4149.0
4149.1
4149.2
4149.3
4150.0
4150.1
4150.2
4150.3
4150.4
4151.0
4151.1
4151.2
4151.3
4151.4
4152.0
4152.1
4152.2
4152.3
4152.4
4152.5
4153.0
4153.1
4153.2
4153.3
4153.4
4154.0
4154.1
4154.2
4154.3
4154.4
4155.0
4155.1
4155.2
4155.3
4156.0
4156.1
4156.2
4156.3
4156.4
4157.0
4157.1
4157.2
4157.3
4158.0
4158.1
4159.0
4159.1

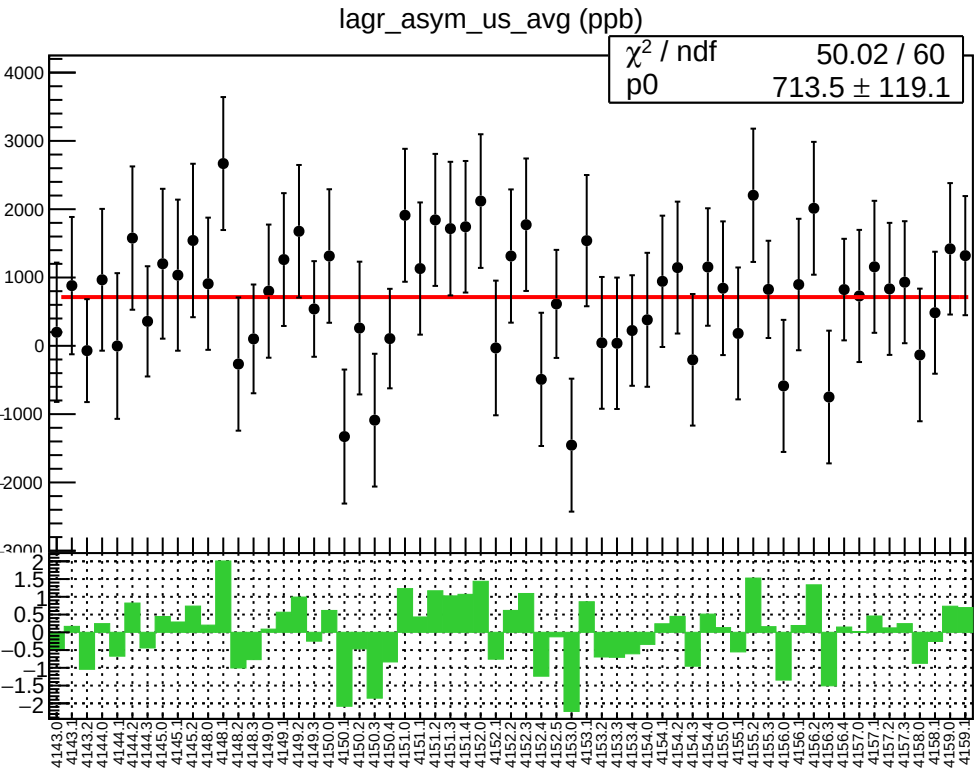
lagr_asym_us_avg (ppb)
χ² / ndf 50.02 / 60
p0 713.5 ± 119.1

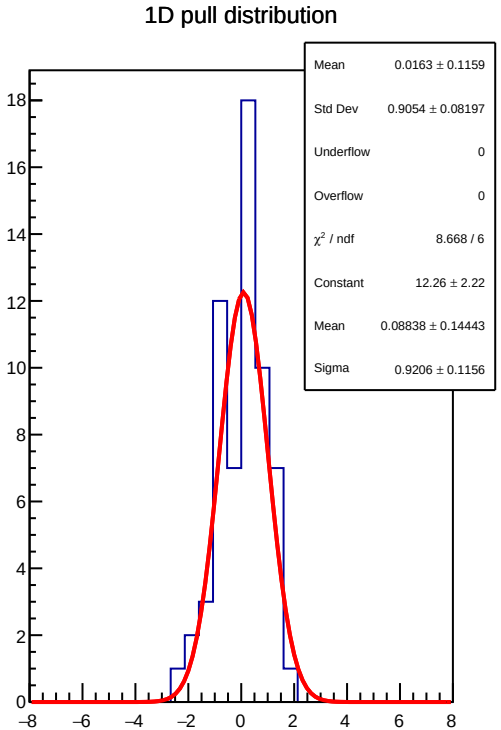
1D pull distribution
Mean 0.0163 ± 0.1159
Std Dev 0.9054 ± 0.08197
Underflow 0
Overflow 0
χ² / ndf 8.668 / 6
Constant 12.26 ± 2.22
Mean 0.08838 ± 0.14443
Sigma 0.9206 ± 0.1156

lagr_asym_us_avg RMS (ppm)

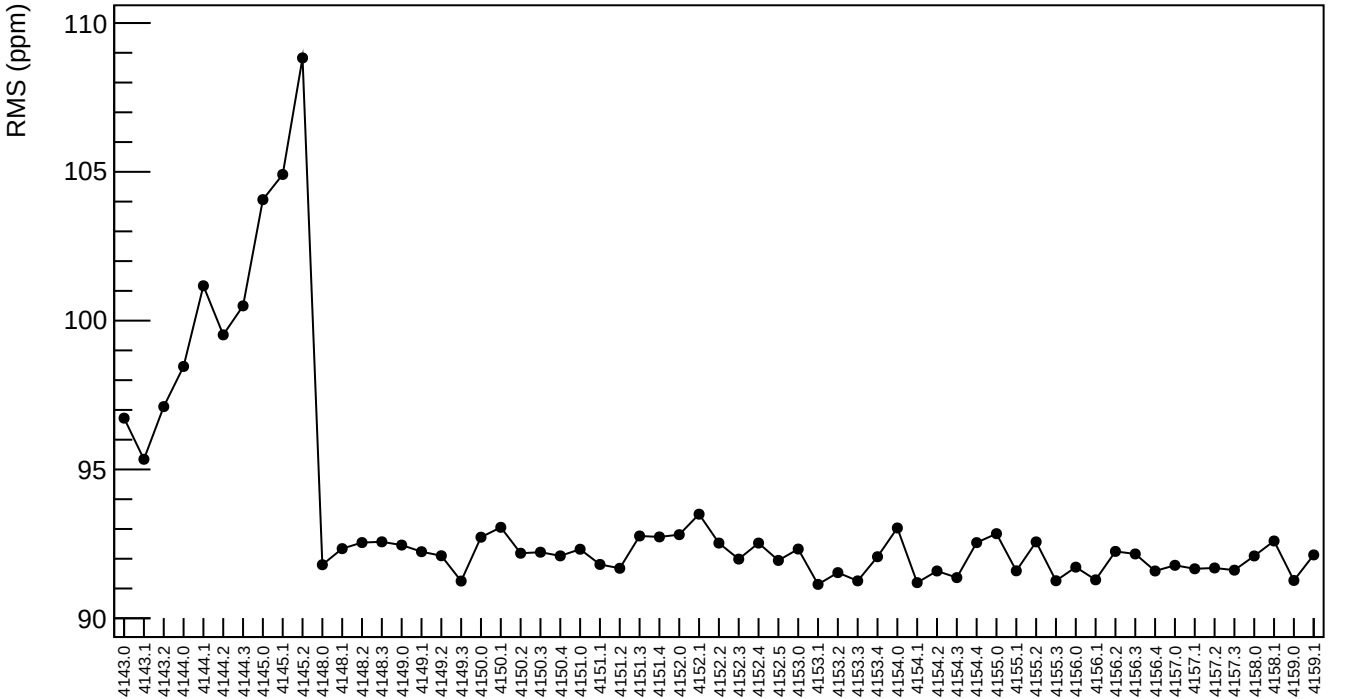

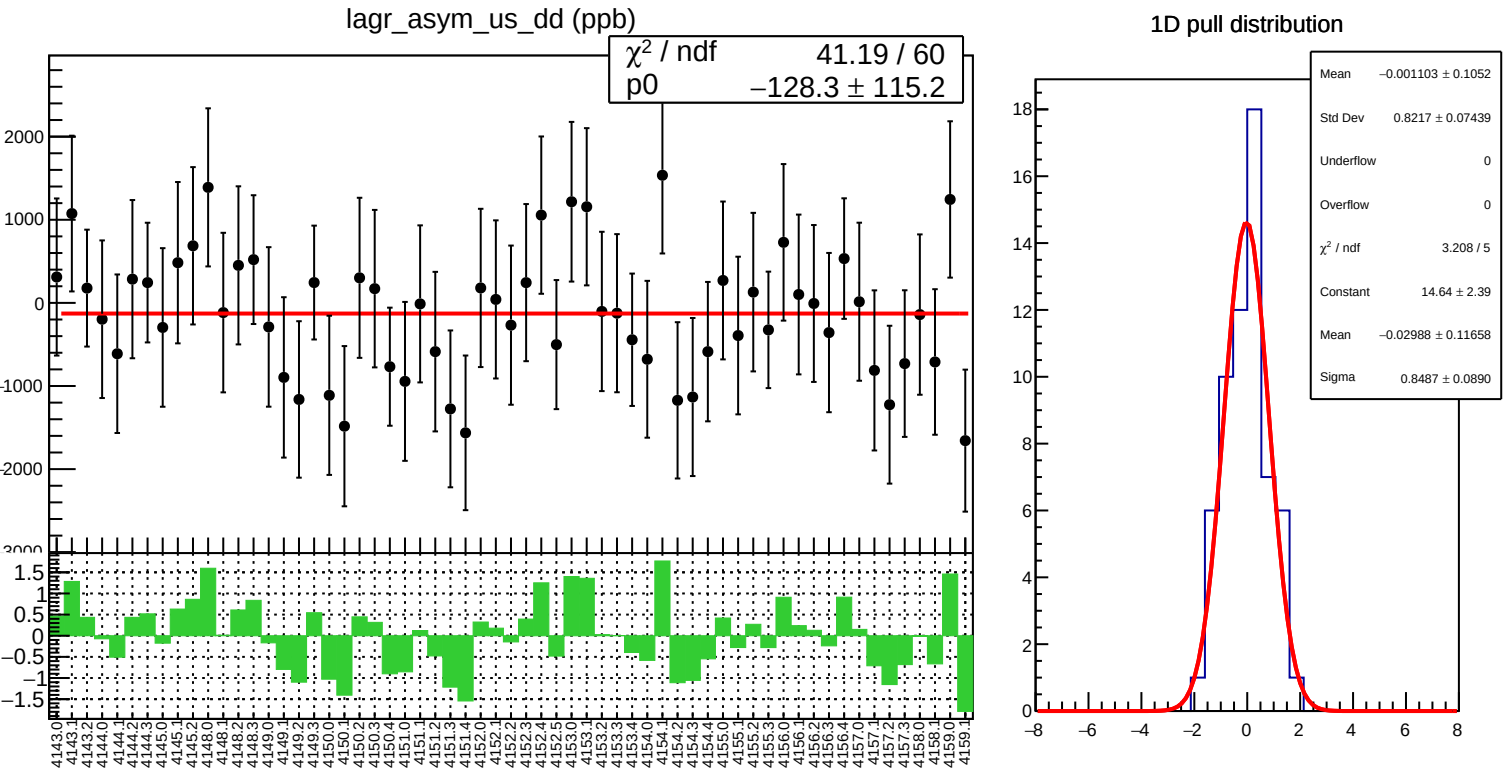
lagr_asym_us_dd (ppb)
χ² / ndf 41.19 / 60
p0 −128.3 ± 115.2
1D pull distribution
Mean −0.001103 ± 0.1052
Std Dev 0.8217 ± 0.07439
Underflow 0
Overflow 0
χ² / ndf 3.208 / 5
Constant 14.64 ± 2.39
Mean −0.02988 ± 0.11658
Sigma 0.8487 ± 0.0890

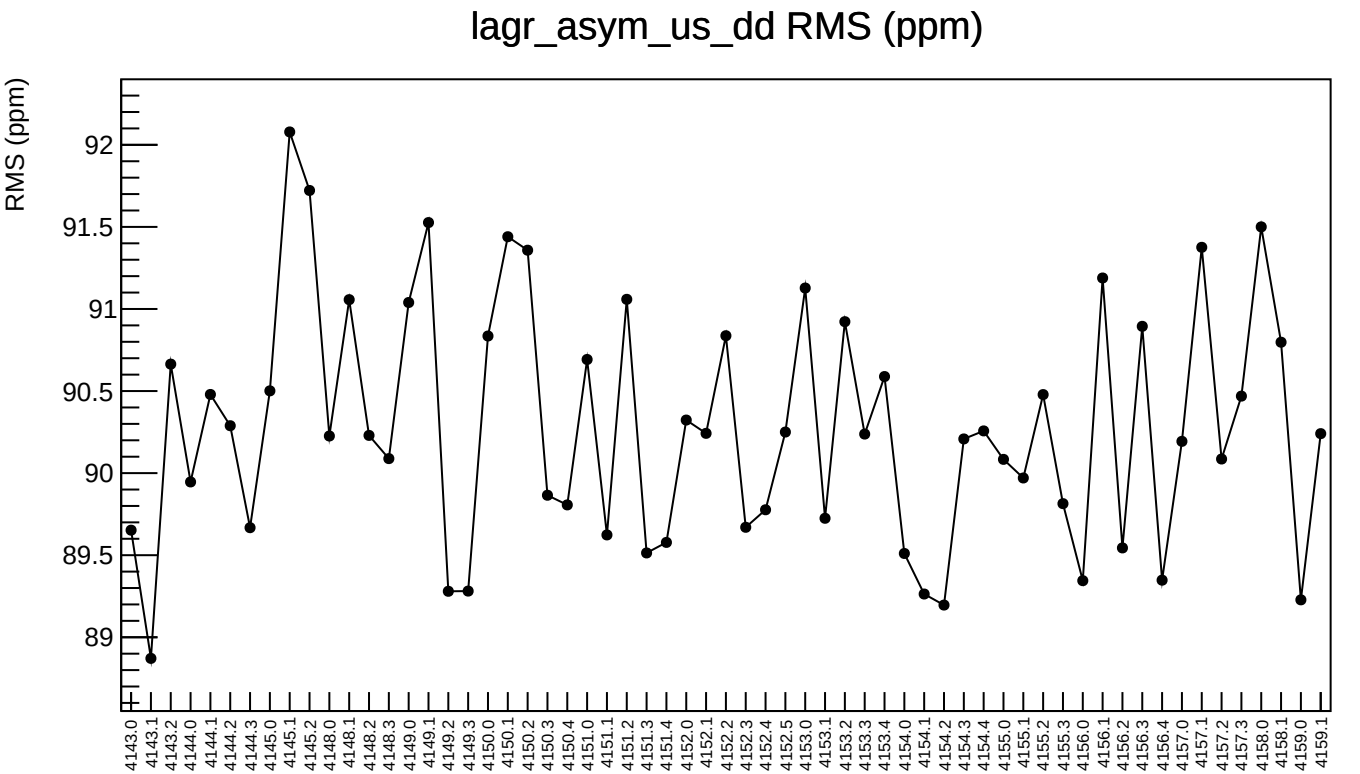
lagr_asym_us_dd RMS (ppm)
RMS (ppm)
92
91.5
91
90.5
90
89.5
89
4143.0
4143.1
4143.2
4144.0
4144.1
4144.2
4144.3
4145.0
4145.1
4145.2
4148.0
4148.1
4148.2
4148.3
4149.0
4149.1
4149.2
4149.3
4150.0
4150.1
4150.2
4150.3
4150.4
4151.0
4151.1
4151.2
4151.3
4151.4
4152.0
4152.1
4152.2
4152.3
4152.4
4152.5
4153.0
4153.1
4153.2
4153.3
4153.4
4154.0
4154.1
4154.2
4154.3
4154.4
4155.0
4155.1
4155.2
4155.3
4156.0
4156.1
4156.2
4156.3
4156.4
4157.0
4157.1
4157.2
4157.3
4158.0
4158.1
4159.0
4159.1

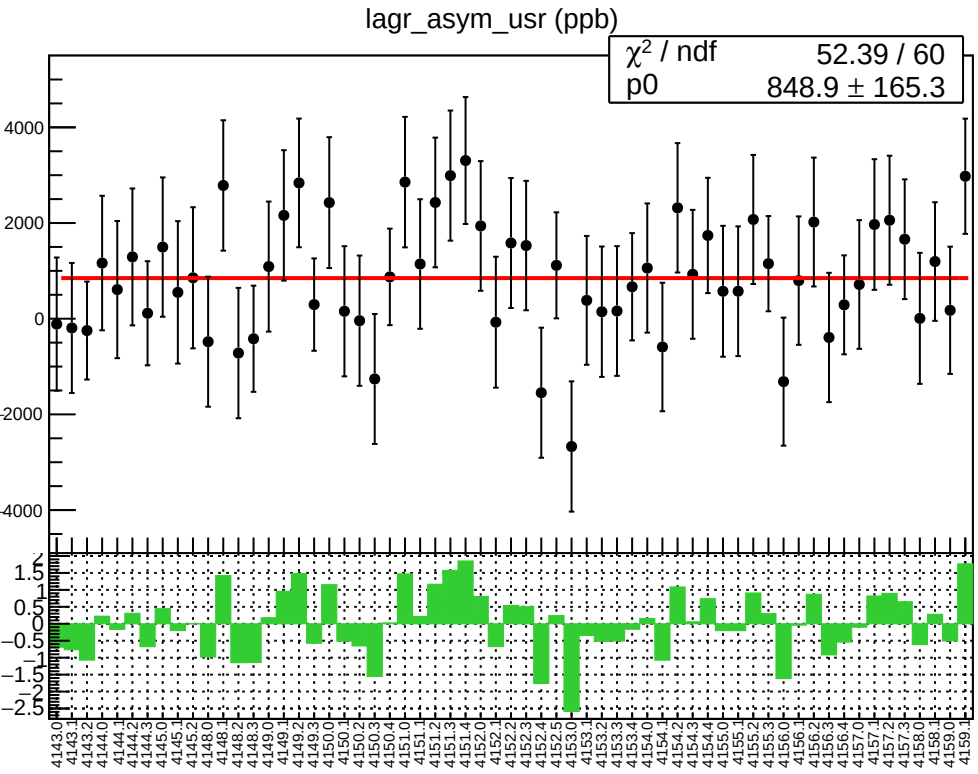
lagr_asym_usr (ppb)
χ² / ndf 52.39 / 60
p0 848.9 ± 165.3
4000
2000
0
−2000
−4000
1.5
1
0.5
0
−0.5
−1
−1.5
−2
−2.5
4143.0
4143.1
4143.2
4144.0
4144.1
4144.2
4144.3
4145.0
4145.1
4145.2
4148.0
4148.1
4148.2
4148.3
4149.0
4149.1
4149.2
4149.3
4150.0
4150.1
4150.2
4150.3
4150.4
4151.0
4151.1
4151.2
4151.3
4151.4
4152.0
4152.1
4152.2
4152.3
4152.4
4152.5
4153.0
4153.1
4153.2
4153.3
4153.4
4154.0
4154.1
4154.2
4154.3
4154.4
4155.0
4155.1
4155.2
4155.3
4156.0
4156.1
4156.2
4156.3
4156.4
4157.0
4157.1
4157.2
4157.3
4158.0
4158.1
4159.0
4159.1

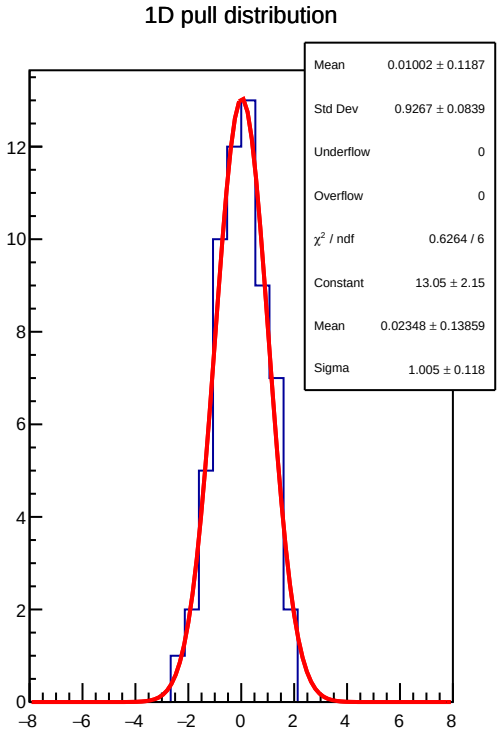
1D pull distribution
Mean 0.01002 ± 0.1187
Std Dev 0.9267 ± 0.0839
Underflow 0
Overflow 0
χ² / ndf 0.6264 / 6
Constant 13.05 ± 2.15
Mean 0.02348 ± 0.13859
Sigma 1.005 ± 0.118
12
10
8
6
4
2
0
−8
−6
−4
−2
0
2
4
6
8

lagr_asym_usr RMS (ppm)

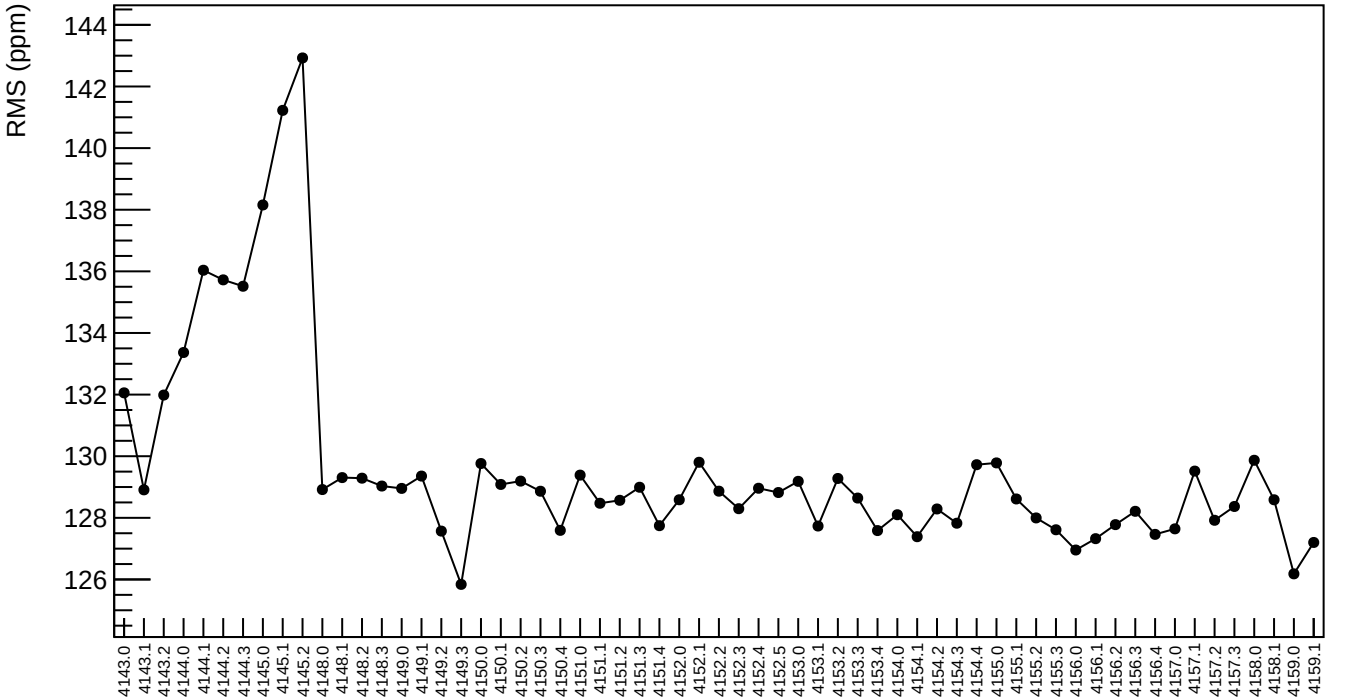

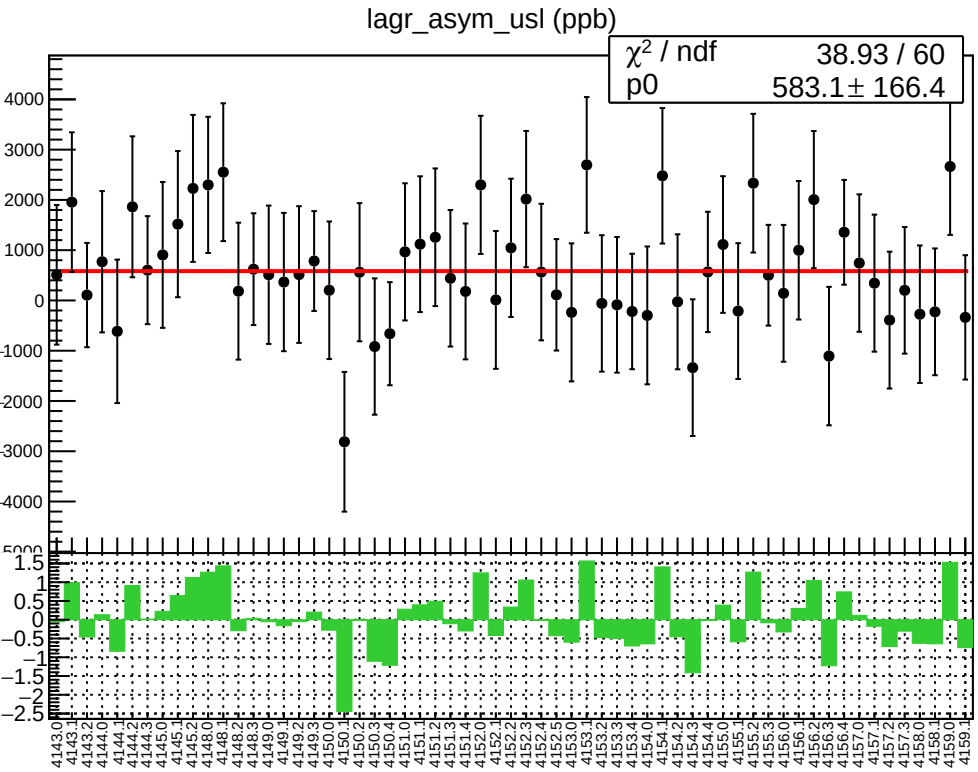
lagr_asym_usl (ppb)
χ² / ndf 38.93 / 60
p0 583.1 ± 166.4

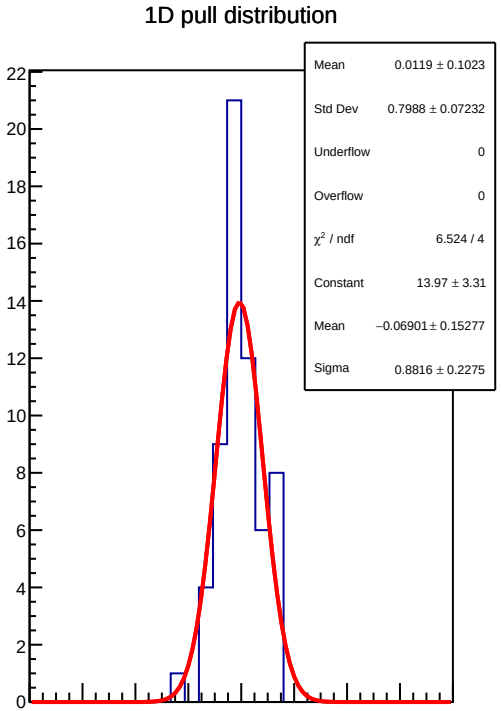
1D pull distribution
Mean 0.0119 ± 0.1023
Std Dev 0.7988 ± 0.07232
Underflow 0
Overflow 0
χ² / ndf 6.524 / 4
Constant 13.97 ± 3.31
Mean −0.06901 ± 0.15277
Sigma 0.8816 ± 0.2275
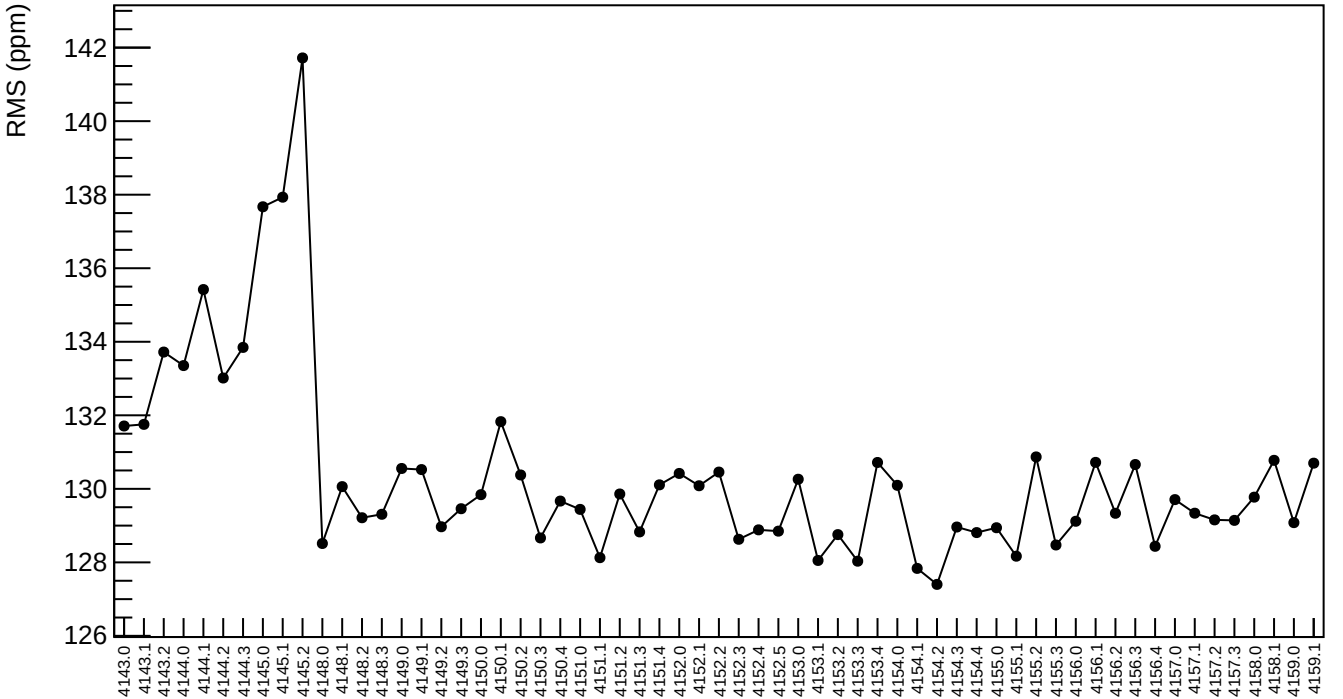
lagr_asym_usl RMS (ppm)