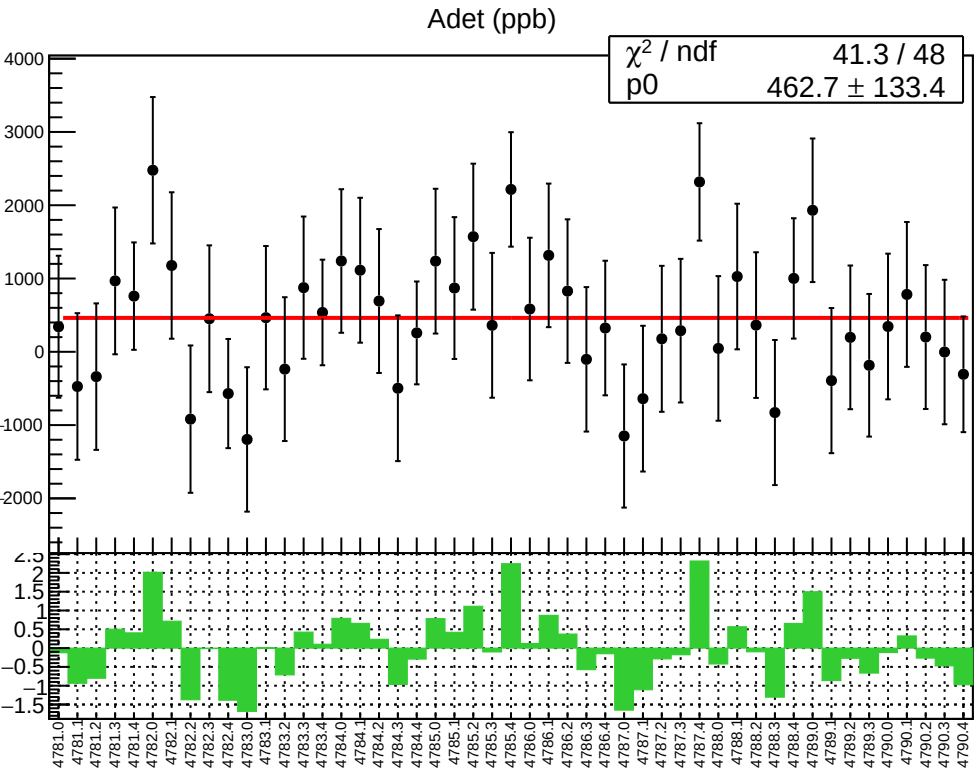
Adet (ppb)
χ² / ndf 41.3 / 48
p0 462.7 ± 133.4
4000
3000
2000
1000
0
-1000
-2000
2.5
2
1.5
1
0.5
0
−0.5
−1
−1.5
4781.0
4781.1
4781.2
4781.3
4781.4
4782.0
4782.1
4782.2
4782.3
4782.4
4783.0
4783.1
4783.2
4783.3
4783.4
4784.0
4784.1
4784.2
4784.3
4784.4
4785.0
4785.1
4785.2
4785.3
4785.4
4786.0
4786.1
4786.2
4786.3
4786.4
4787.0
4787.1
4787.2
4787.3
4787.4
4788.0
4788.1
4788.2
4788.3
4788.4
4789.0
4789.1
4789.2
4789.3
4790.0
4790.1
4790.2
4790.3
4790.4

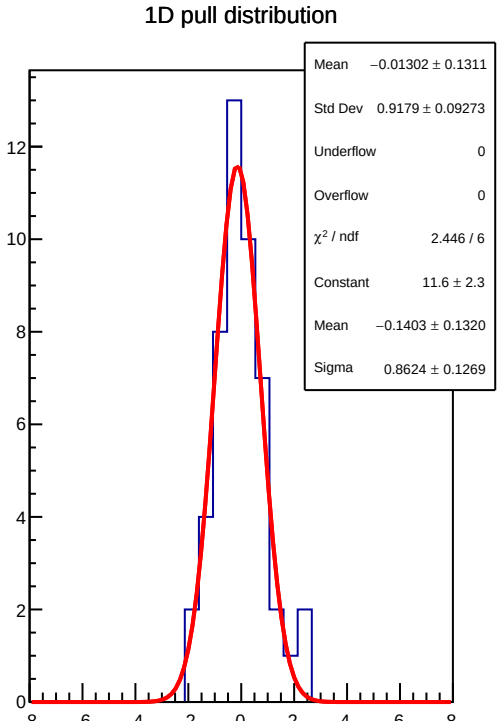
1D pull distribution
Mean −0.01302 ± 0.1311
Std Dev 0.9179 ± 0.09273
Underflow 0
Overflow 0
χ² / ndf 2.446 / 6
Constant 11.6 ± 2.3
Mean −0.1403 ± 0.1320
Sigma 0.8624 ± 0.1269
12
10
8
6
4
2
0
−8
−6
−4
−2
0
2
4
6
8

Adet RMS (ppm)

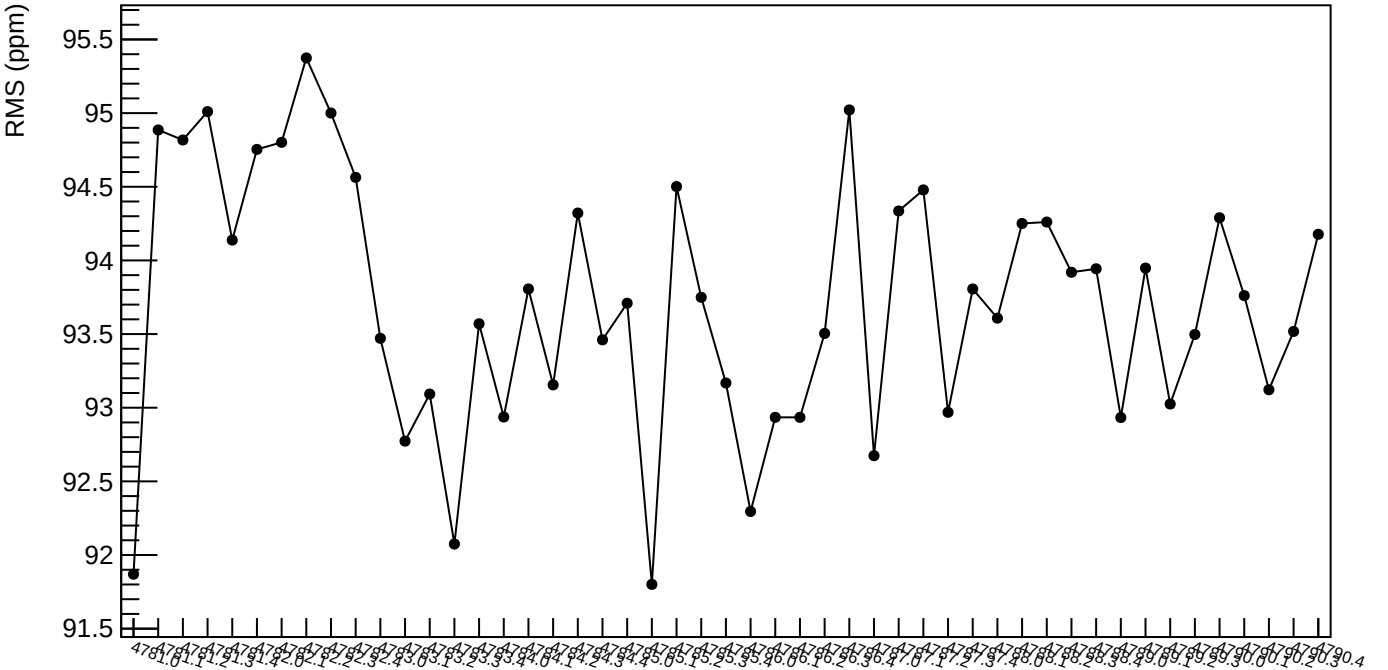

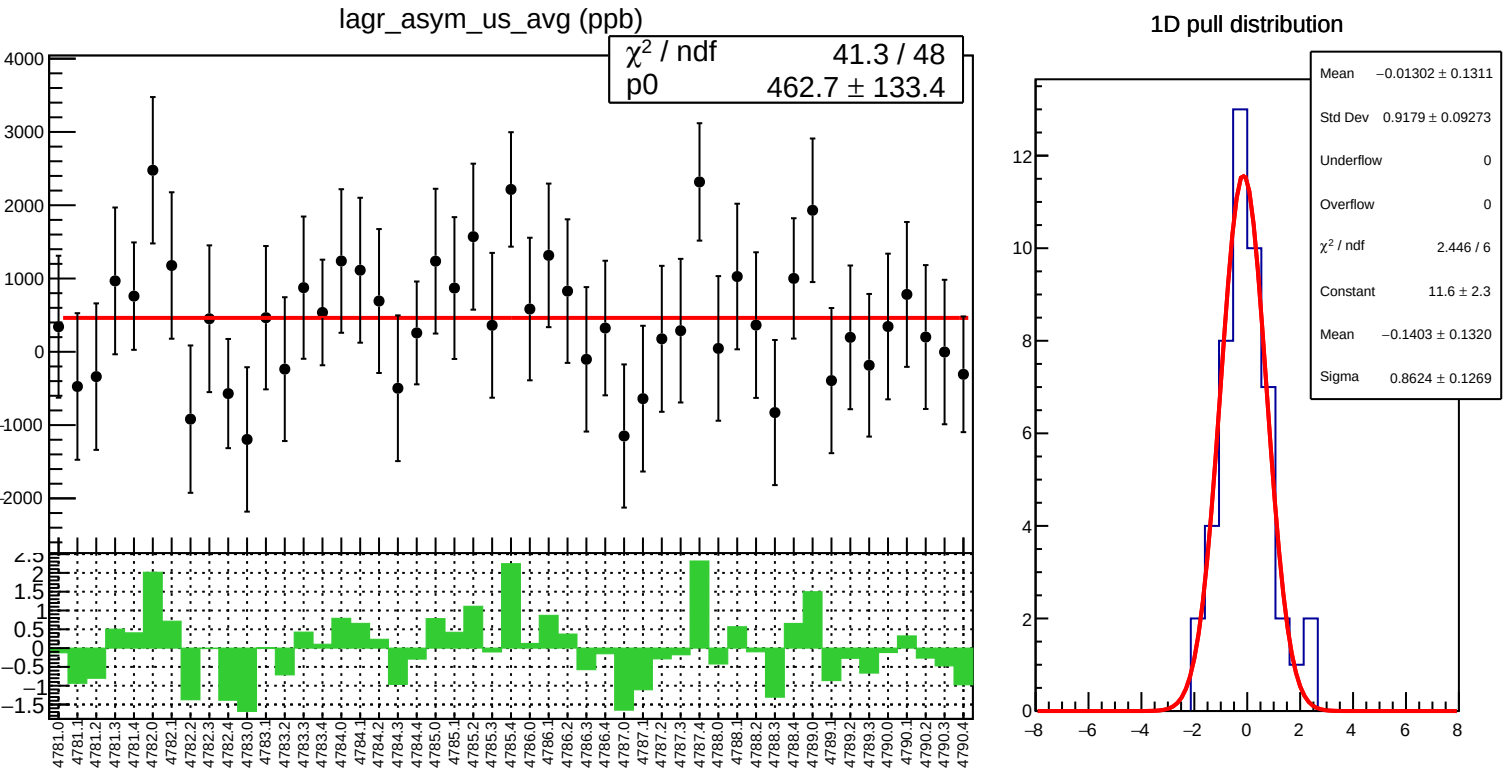
lagr_asym_us_avg (ppb)
χ² / ndf 41.3 / 48
p0 462.7 ± 133.4
1D pull distribution
Mean −0.01302 ± 0.1311
Std Dev 0.9179 ± 0.09273
Underflow 0
Overflow 0
χ² / ndf 2.446 / 6
Constant 11.6 ± 2.3
Mean −0.1403 ± 0.1320
Sigma 0.8624 ± 0.1269

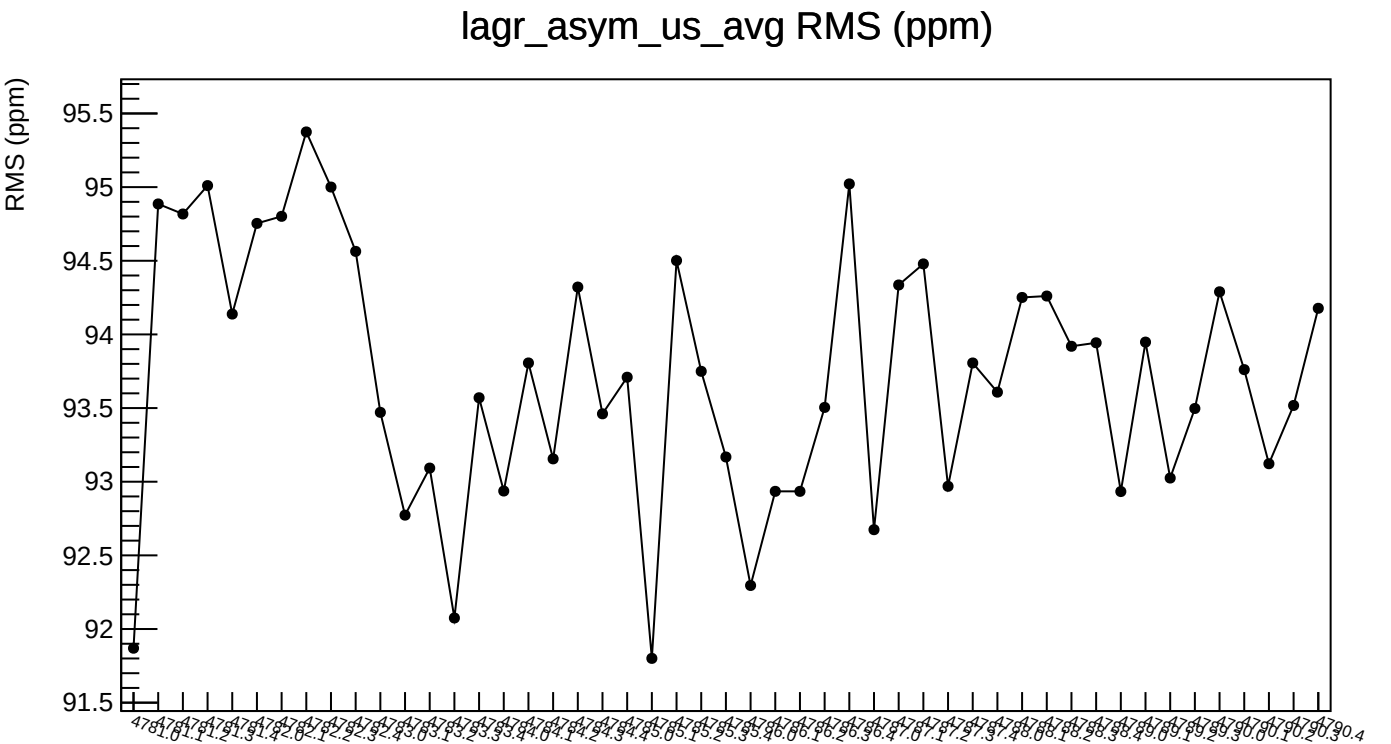
lagr_asym_us_avg RMS (ppm)
RMS (ppm)
95.5
95
94.5
94
93.5
93
92.5
92
91.5

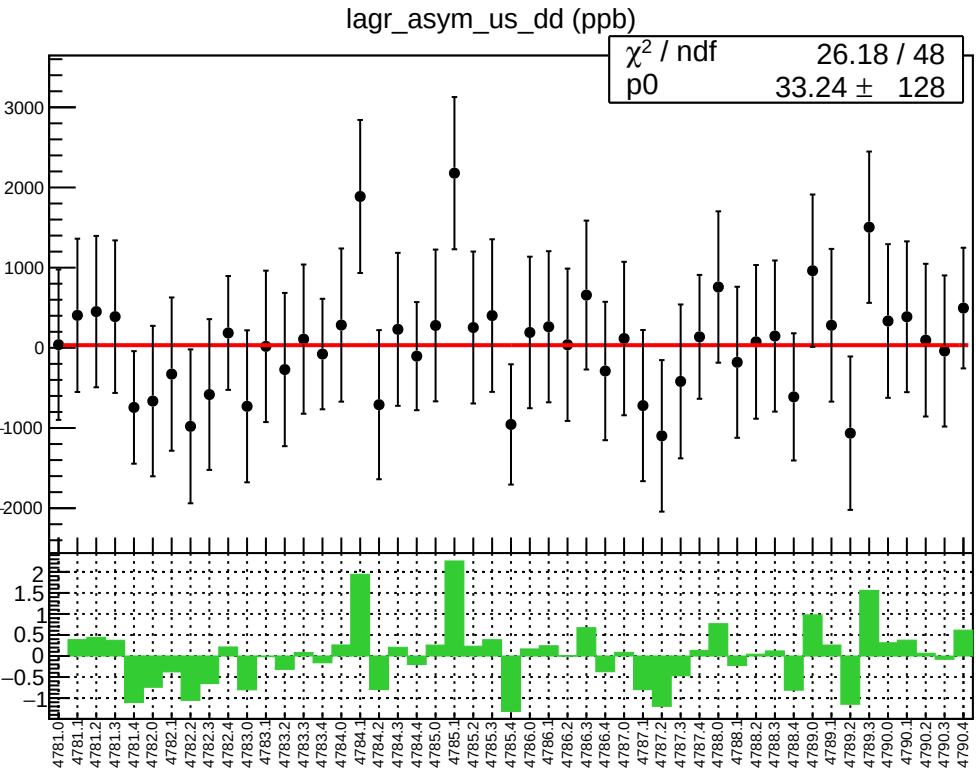
lagr_asym_us_dd (ppb)
χ² / ndf 26.18 / 48
p0 33.24 ± 128
3000
2000
1000
0
-1000
-2000
2
1.5
1
0.5
0
−0.5
−1
4781.0
4781.1
4781.2
4781.3
4781.4
4782.0
4782.1
4782.2
4782.3
4782.4
4783.0
4783.1
4783.2
4783.3
4783.4
4784.0
4784.1
4784.2
4784.3
4784.4
4785.0
4785.1
4785.2
4785.3
4785.4
4786.0
4786.1
4786.2
4786.3
4786.4
4787.0
4787.1
4787.2
4787.3
4787.4
4788.0
4788.1
4788.2
4788.3
4788.4
4789.0
4789.1
4789.2
4789.3
4790.0
4790.1
4790.2
4790.3
4790.4

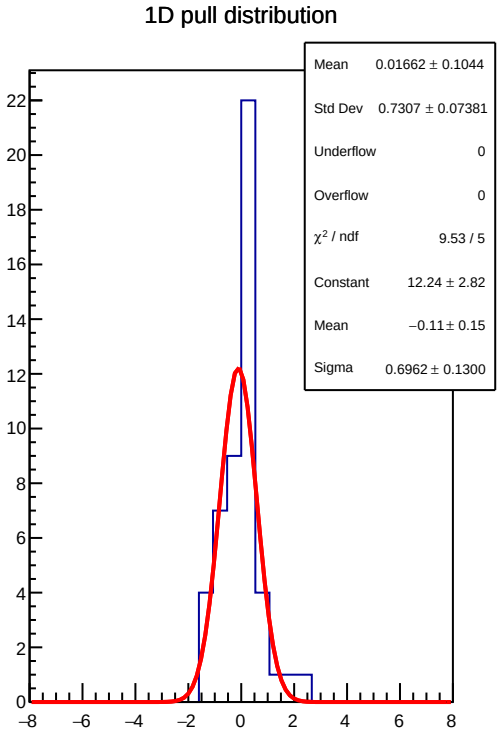
1D pull distribution
Mean 0.01662 ± 0.1044
Std Dev 0.7307 ± 0.07381
Underflow 0
Overflow 0
χ² / ndf 9.53 / 5
Constant 12.24 ± 2.82
Mean −0.11 ± 0.15
Sigma 0.6962 ± 0.1300
22
20
18
16
14
12
10
8
6
4
2
0
−8
−6
−4
−2
0
2
4
6
8

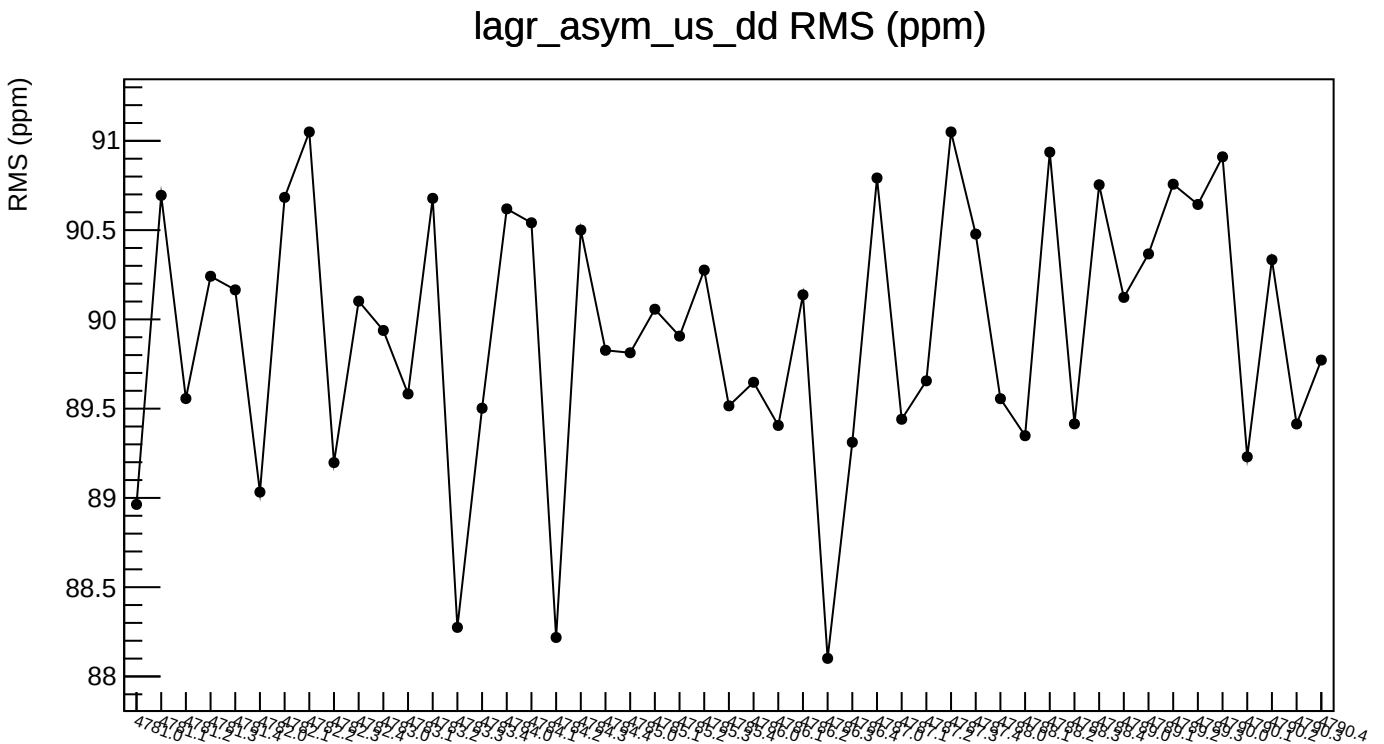
lagr_asym_us_dd RMS (ppm)
RMS (ppm)
91
90.5
90
89.5
89
88.5
88

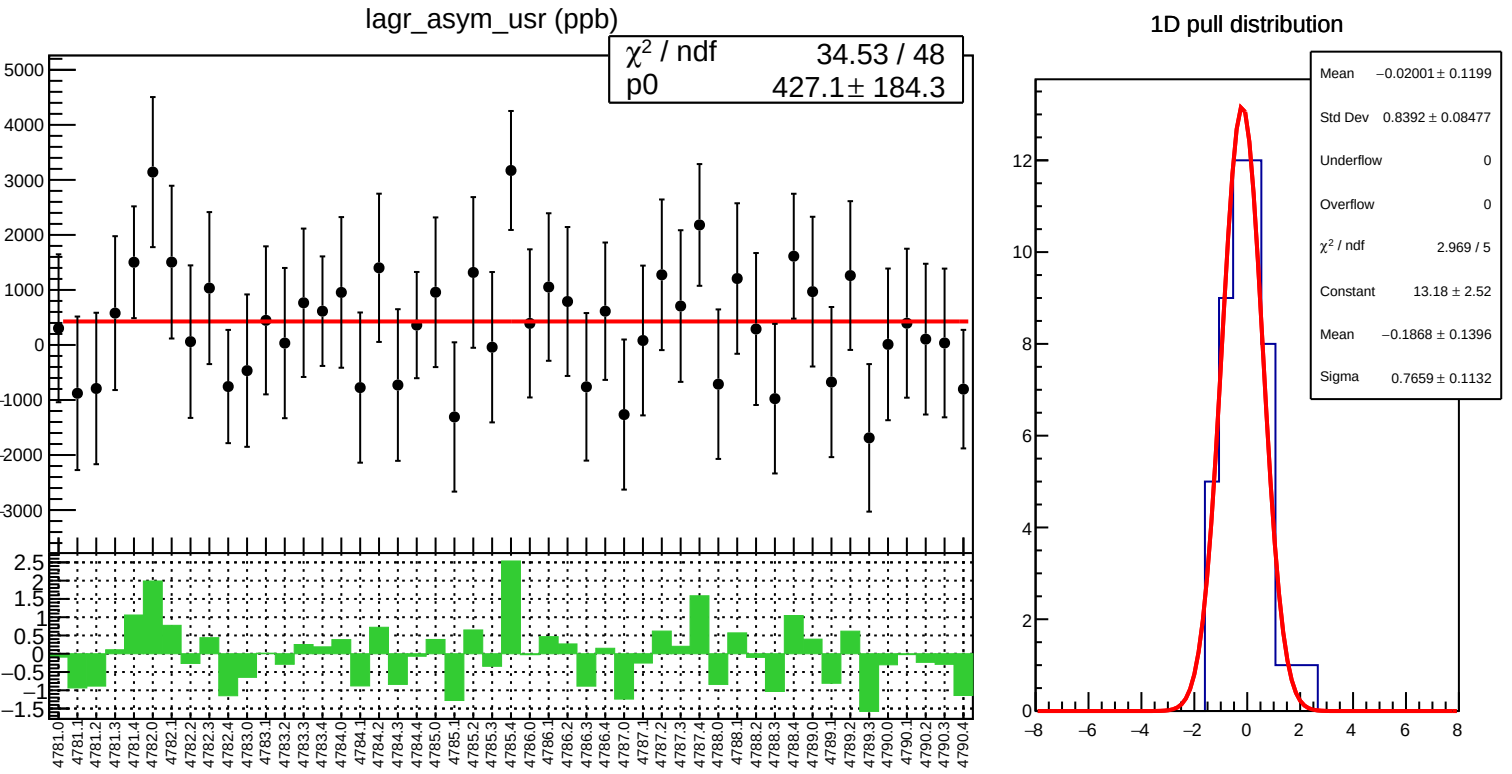
lagr_asym_usr (ppb)
χ² / ndf 34.53 / 48
p0 427.1 ± 184.3
1D pull distribution
Mean −0.02001 ± 0.1199
Std Dev 0.8392 ± 0.08477
Underflow 0
Overflow 0
χ² / ndf 2.969 / 5
Constant 13.18 ± 2.52
Mean −0.1868 ± 0.1396
Sigma 0.7659 ± 0.1132

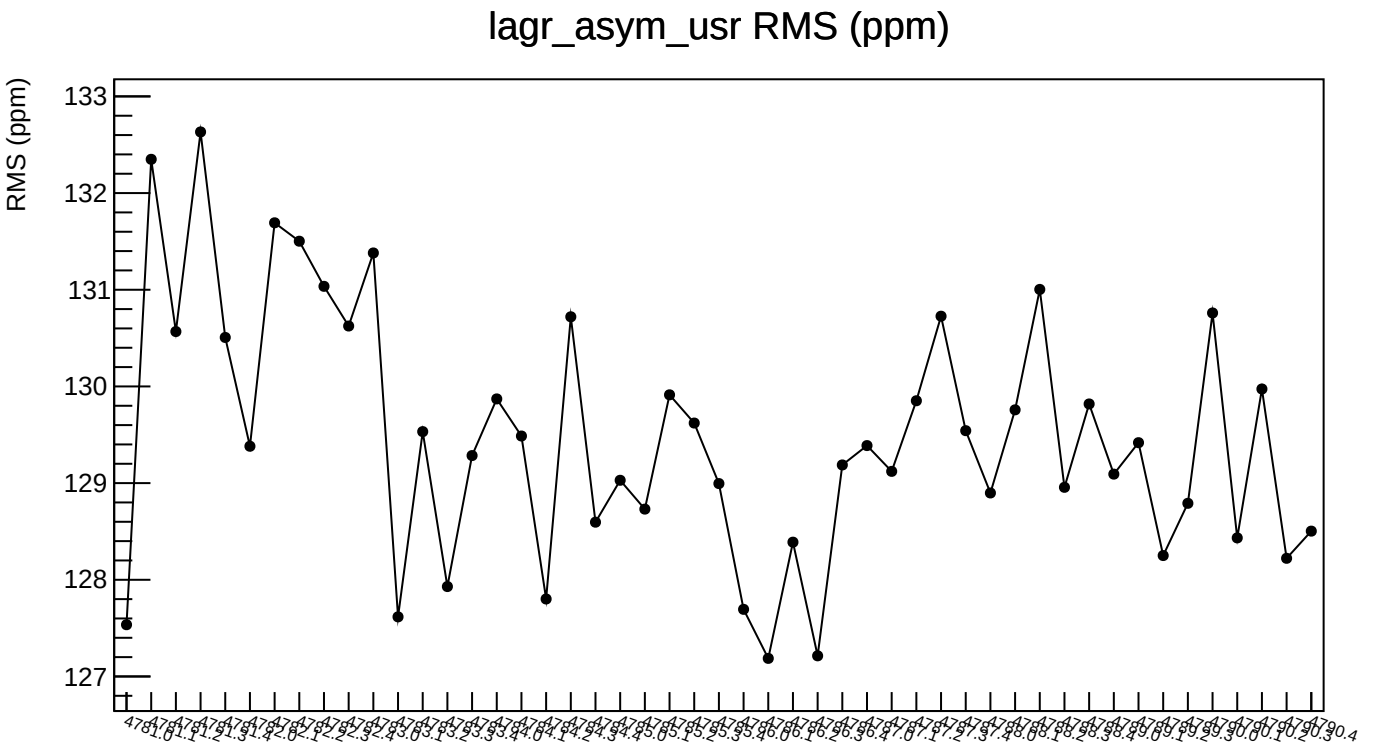
lagr_asym_usr RMS (ppm)
RMS (ppm)
133
132
131
130
129
128
127

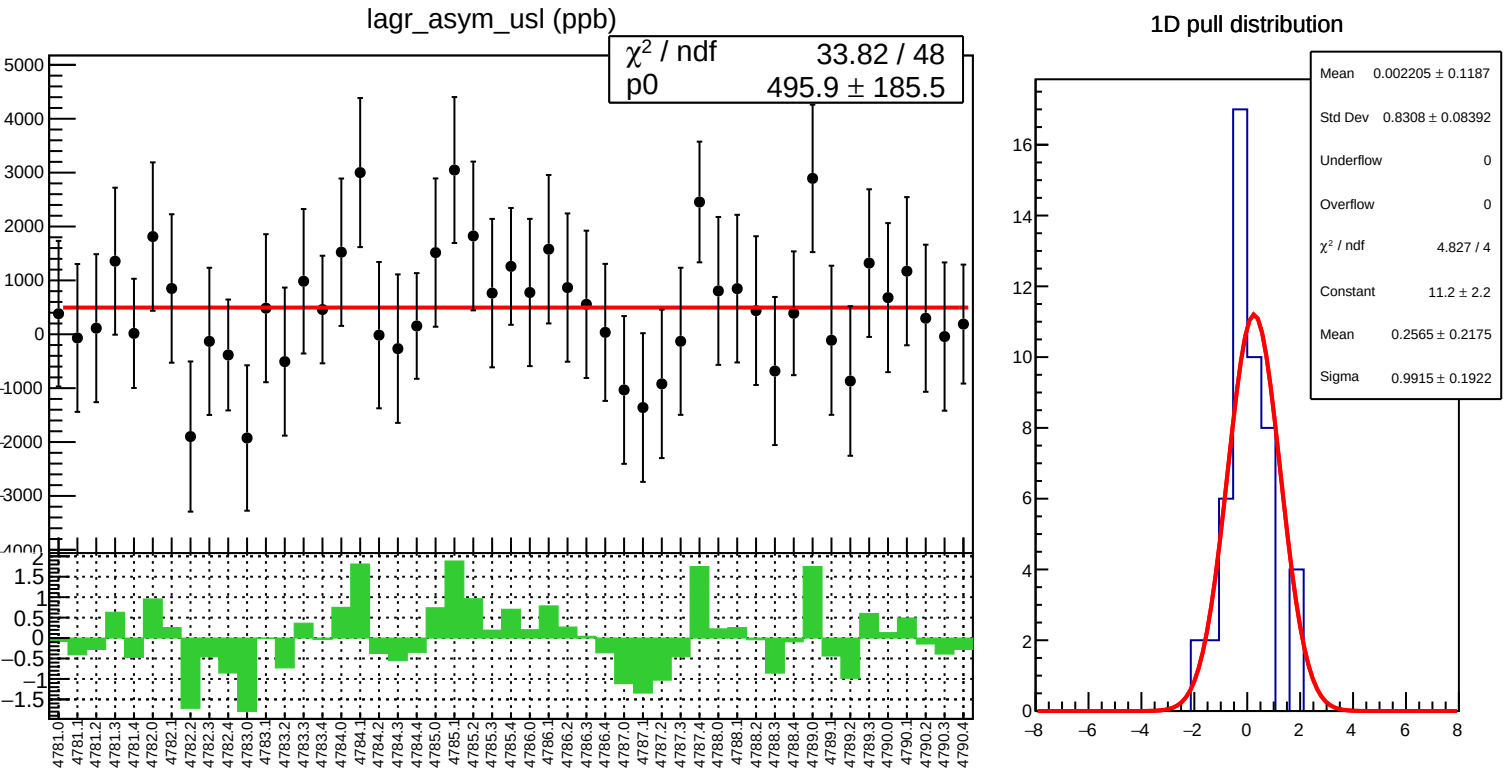
lagr_asym_usl (ppb)
χ² / ndf 33.82 / 48
p0 495.9 ± 185.5
1D pull distribution
Mean 0.002205 ± 0.1187
Std Dev 0.8308 ± 0.08392
Underflow 0
Overflow 0
χ² / ndf 4.827 / 4
Constant 11.2 ± 2.2
Mean 0.2565 ± 0.2175
Sigma 0.9915 ± 0.1922

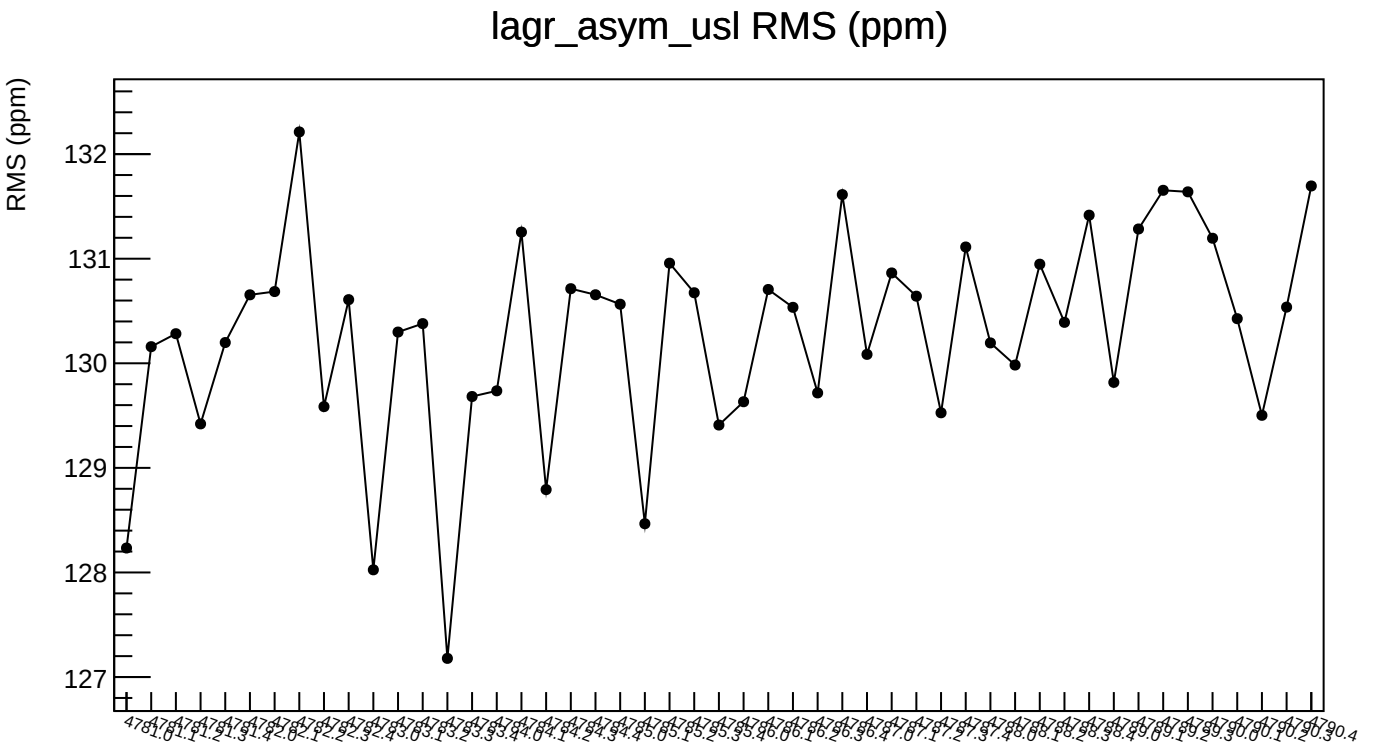
lagr_asym_usl RMS (ppm)
RMS (ppm)
132
131
130
129
128
127