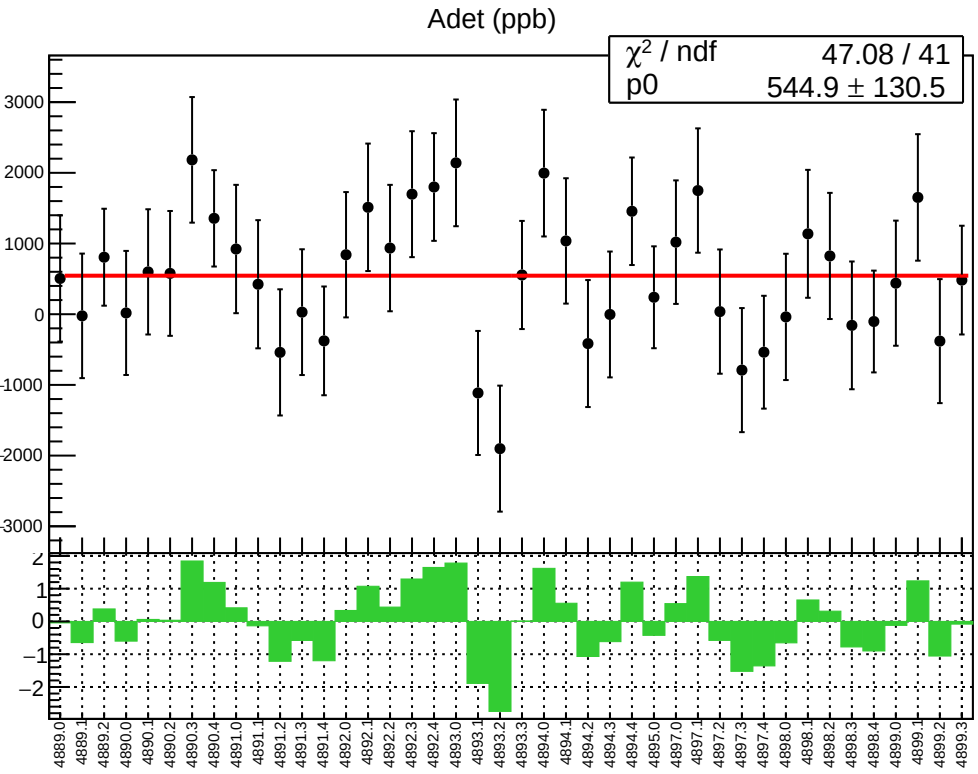
Adet (ppb)
χ² / ndf 47.08 / 41
p0 544.9 ± 130.5
3000
2000
1000
0
-1000
-2000
-3000
2
1
0
−1
−2
4889.0
4889.1
4889.2
4890.0
4890.1
4890.2
4890.3
4890.4
4891.0
4891.1
4891.2
4891.3
4891.4
4892.0
4892.1
4892.2
4892.3
4892.4
4893.0
4893.1
4893.2
4893.3
4894.0
4894.1
4894.2
4894.3
4894.4
4895.0
4897.0
4897.1
4897.2
4897.3
4897.4
4898.0
4898.1
4898.2
4898.3
4898.4
4899.0
4899.1
4899.2
4899.3

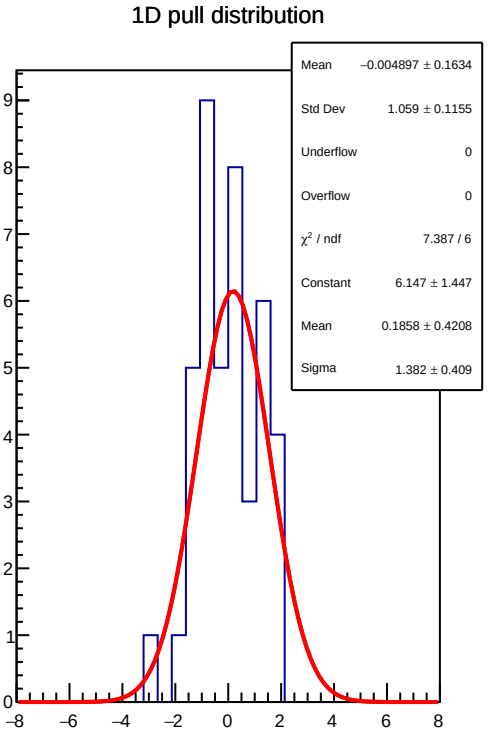
1D pull distribution
Mean −0.004897 ± 0.1634
Std Dev 1.059 ± 0.1155
Underflow 0
Overflow 0
χ² / ndf 7.387 / 6
Constant 6.147 ± 1.447
Mean 0.1858 ± 0.4208
Sigma 1.382 ± 0.409
9
8
7
6
5
4
3
2
1
0
−8
−6
−4
−2
0
2
4
6
8

Adet RMS (ppm)

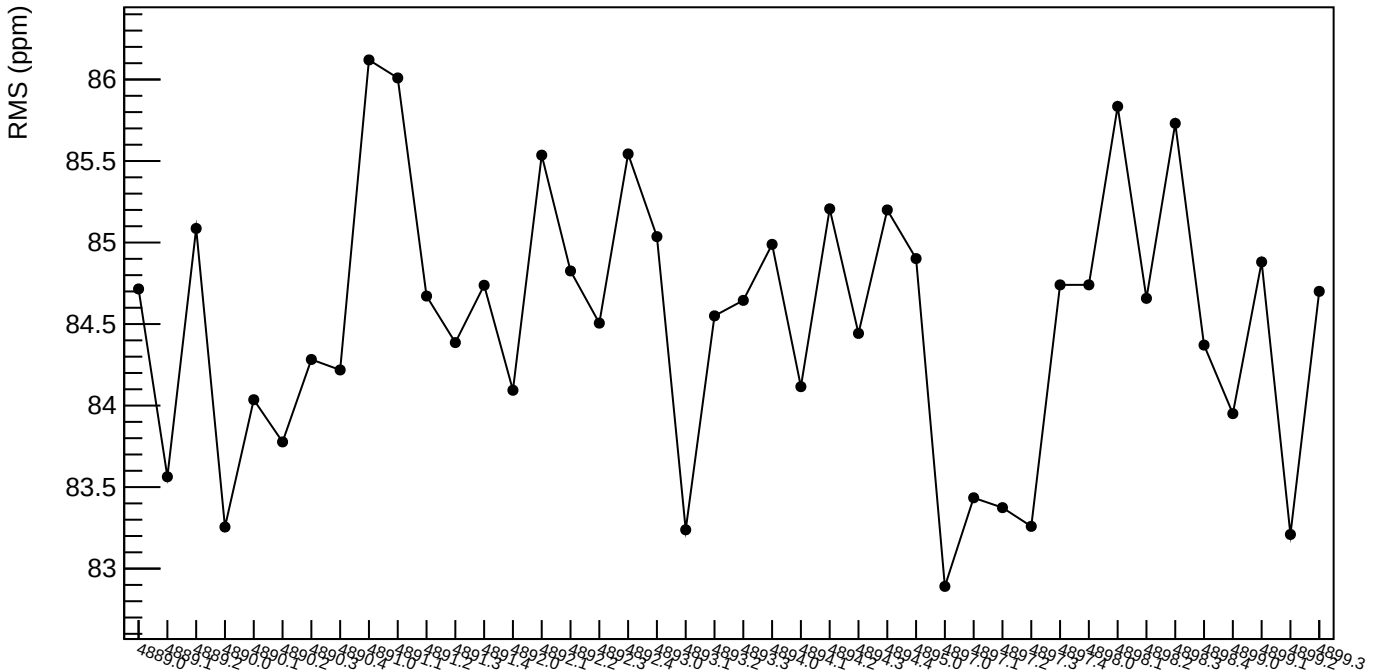

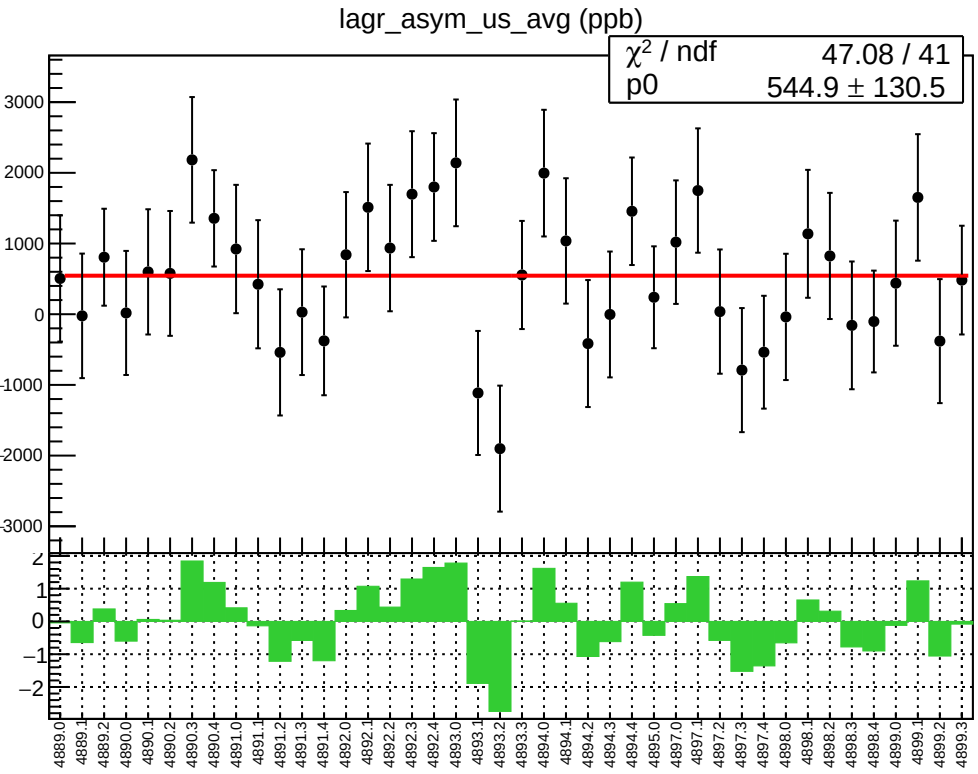
lagr_asym_us_avg (ppb)
χ² / ndf 47.08 / 41
p0 544.9 ± 130.5
3000
2000
1000
0
-1000
-2000
-3000
2
1
0
−1
−2
4889.0
4889.1
4889.2
4890.0
4890.1
4890.2
4890.3
4890.4
4891.0
4891.1
4891.2
4891.3
4891.4
4892.0
4892.1
4892.2
4892.3
4892.4
4893.0
4893.1
4893.2
4893.3
4894.0
4894.1
4894.2
4894.3
4894.4
4895.0
4897.0
4897.1
4897.2
4897.3
4897.4
4898.0
4898.1
4898.2
4898.3
4898.4
4899.0
4899.1
4899.2
4899.3

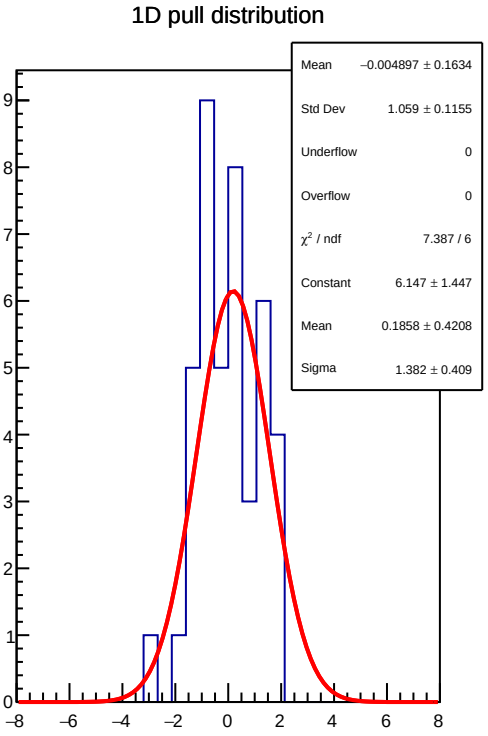
1D pull distribution
Mean −0.004897 ± 0.1634
Std Dev 1.059 ± 0.1155
Underflow 0
Overflow 0
χ² / ndf 7.387 / 6
Constant 6.147 ± 1.447
Mean 0.1858 ± 0.4208
Sigma 1.382 ± 0.409
9
8
7
6
5
4
3
2
1
0
−8
−6
−4
−2
0
2
4
6
8

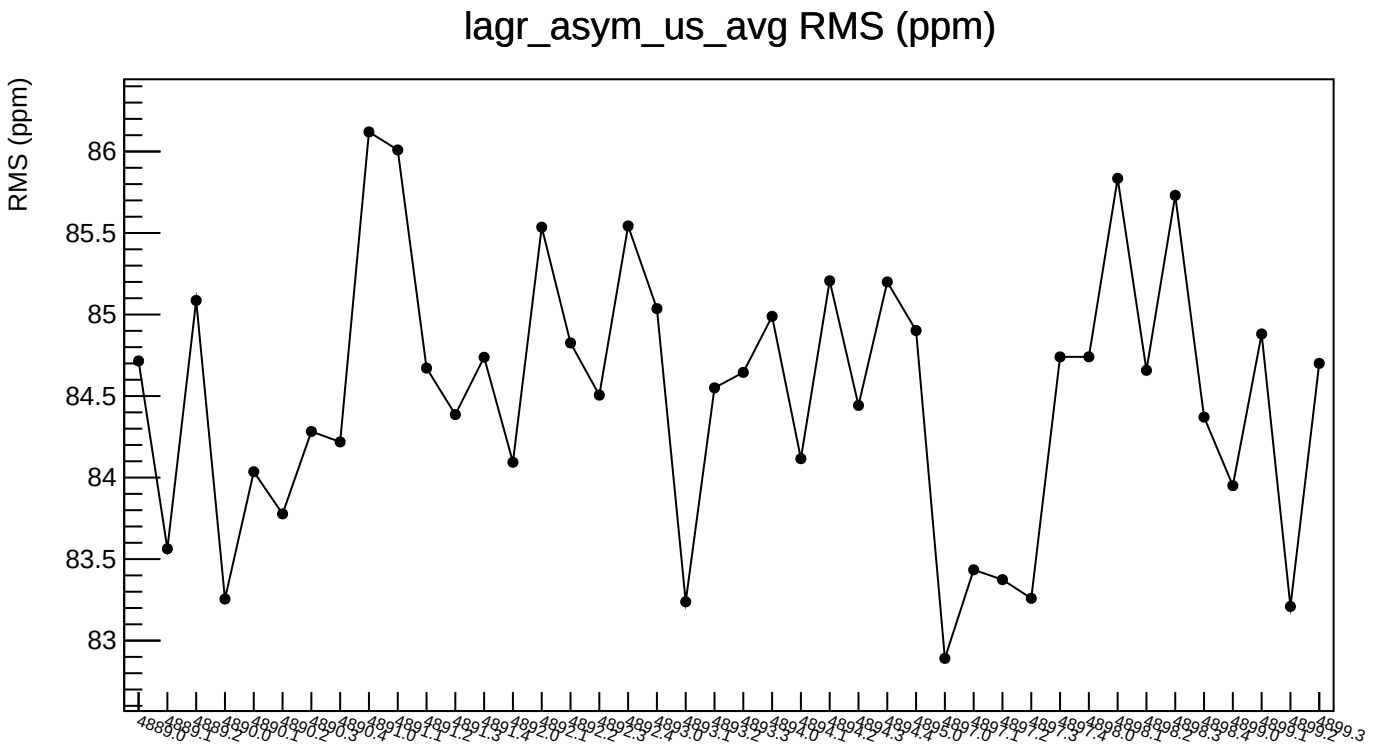
lagr_asym_us_avg RMS (ppm)
RMS (ppm)
86
85.5
85
84.5
84
83.5
83

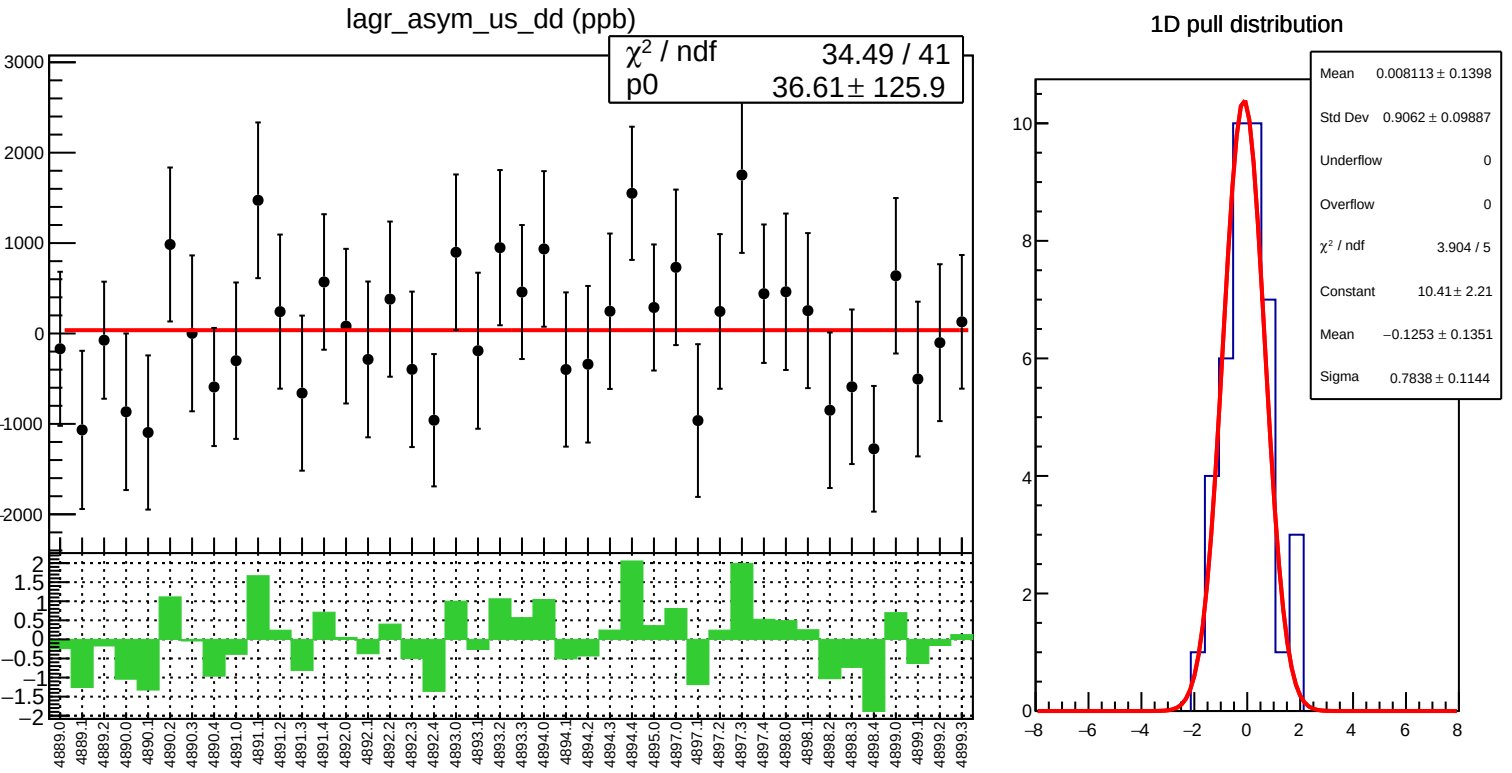
lagr_asym_us_dd (ppb)
χ² / ndf 34.49 / 41
p0 36.61 ± 125.9
1D pull distribution
Mean 0.008113 ± 0.1398
Std Dev 0.9062 ± 0.09887
Underflow 0
Overflow 0
χ² / ndf 3.904 / 5
Constant 10.41 ± 2.21
Mean −0.1253 ± 0.1351
Sigma 0.7838 ± 0.1144

lagr_asym_us_dd RMS (ppm)

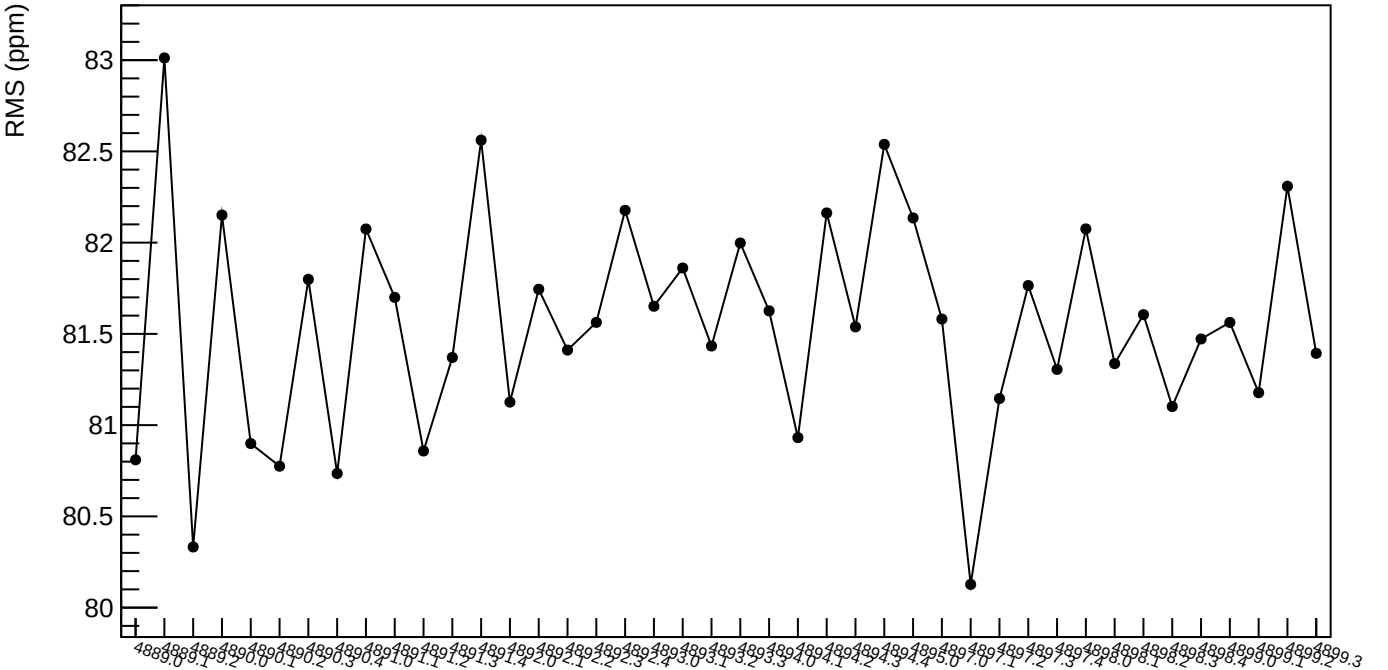

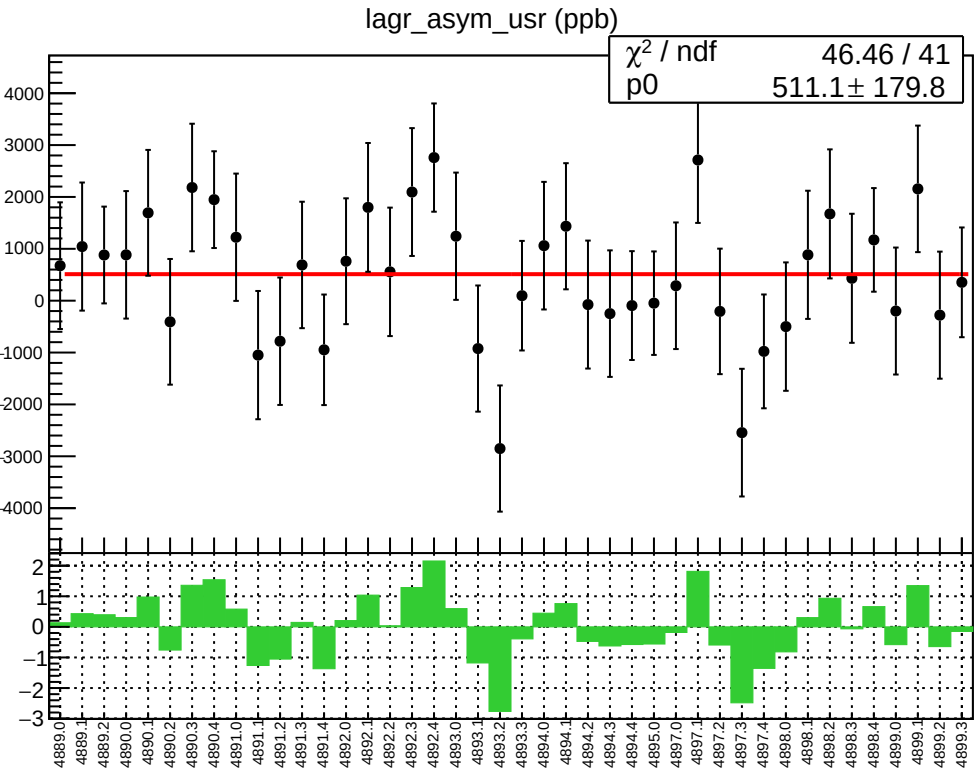
lagr_asym_usr (ppb)
χ² / ndf 46.46 / 41
p0 511.1 ± 179.8
4000
3000
2000
1000
0
-1000
-2000
-3000
-4000
2
1
0
−1
−2
−3
4889.0
4889.1
4889.2
4890.0
4890.1
4890.2
4890.3
4890.4
4891.0
4891.1
4891.2
4891.3
4891.4
4892.0
4892.1
4892.2
4892.3
4892.4
4893.0
4893.1
4893.2
4893.3
4894.0
4894.1
4894.2
4894.3
4894.4
4895.0
4897.0
4897.1
4897.2
4897.3
4897.4
4898.0
4898.1
4898.2
4898.3
4898.4
4899.0
4899.1
4899.2
4899.3

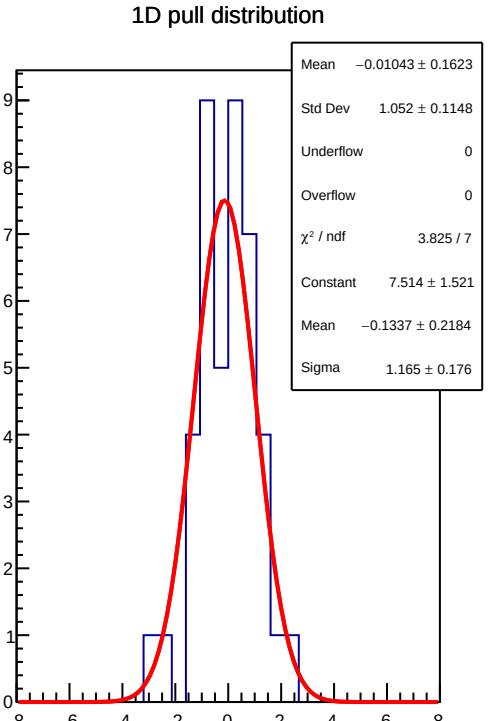
1D pull distribution
Mean −0.01043 ± 0.1623
Std Dev 1.052 ± 0.1148
Underflow 0
Overflow 0
χ² / ndf 3.825 / 7
Constant 7.514 ± 1.521
Mean −0.1337 ± 0.2184
Sigma 1.165 ± 0.176
9
8
7
6
5
4
3
2
1
0
−8
−6
−4
−2
0
2
4
6
8

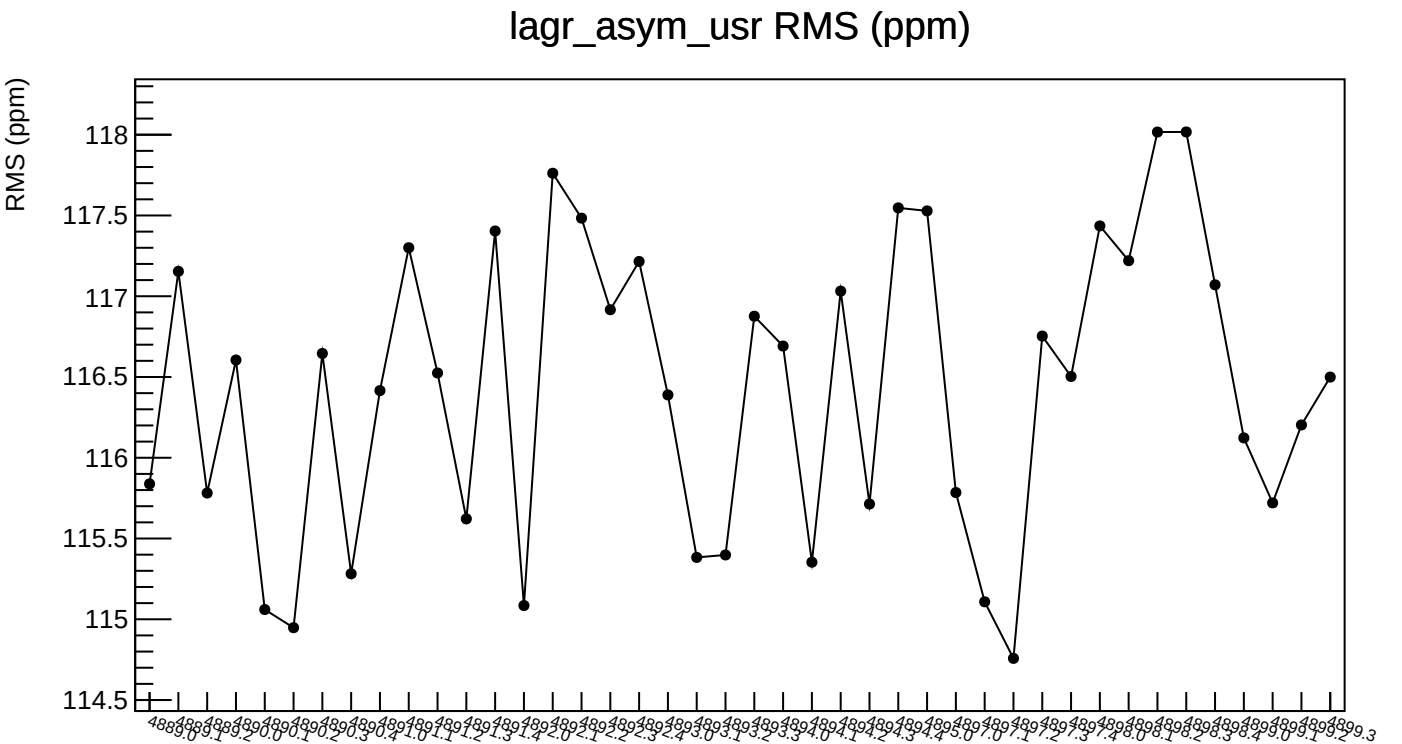
lagr_asym_usr RMS (ppm)
RMS (ppm)
118
117.5
117
116.5
116
115.5
115
114.5

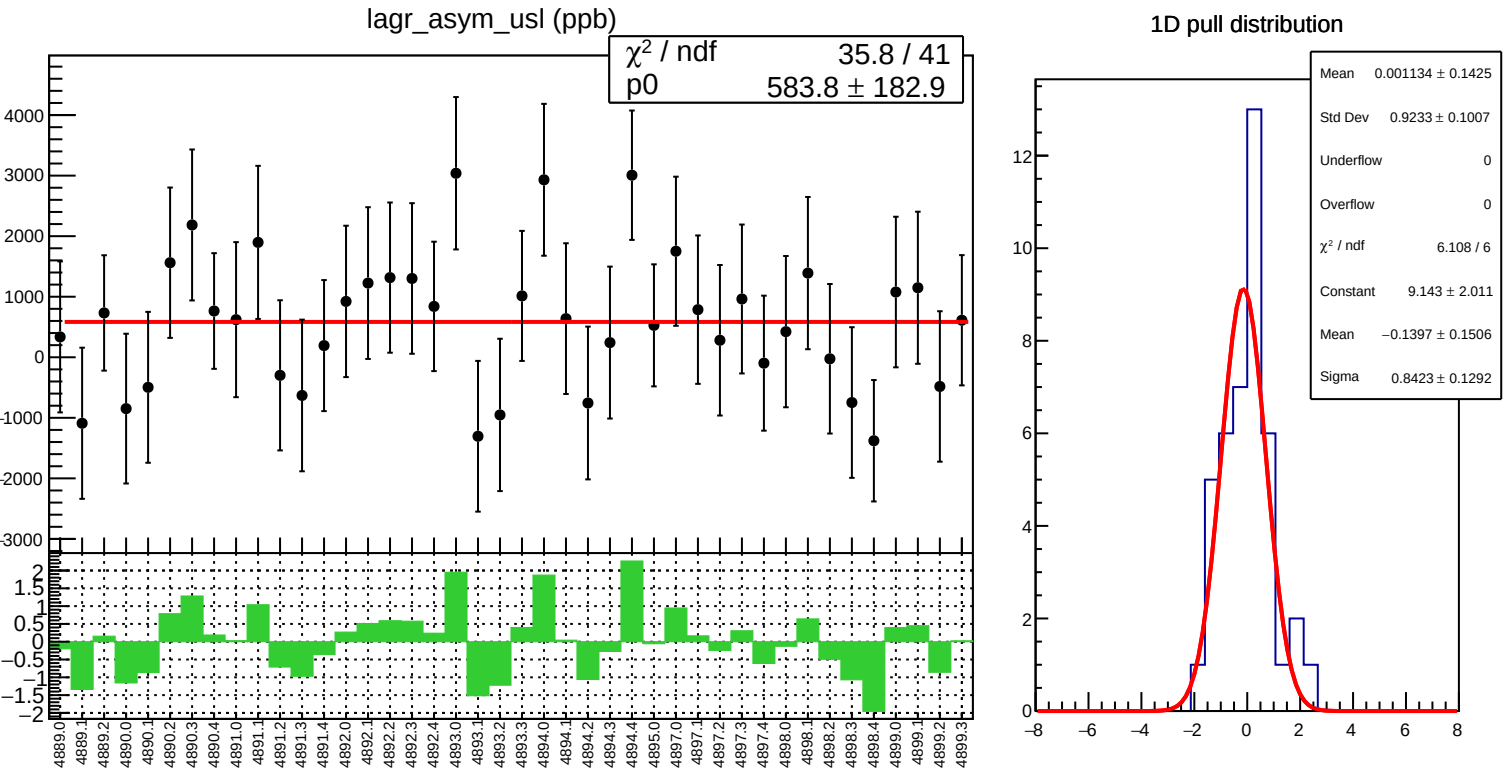
lagr_asym_usl (ppb)
χ² / ndf 35.8 / 41
p0 583.8 ± 182.9
1D pull distribution
Mean 0.001134 ± 0.1425
Std Dev 0.9233 ± 0.1007
Underflow 0
Overflow 0
χ² / ndf 6.108 / 6
Constant 9.143 ± 2.011
Mean −0.1397 ± 0.1506
Sigma 0.8423 ± 0.1292
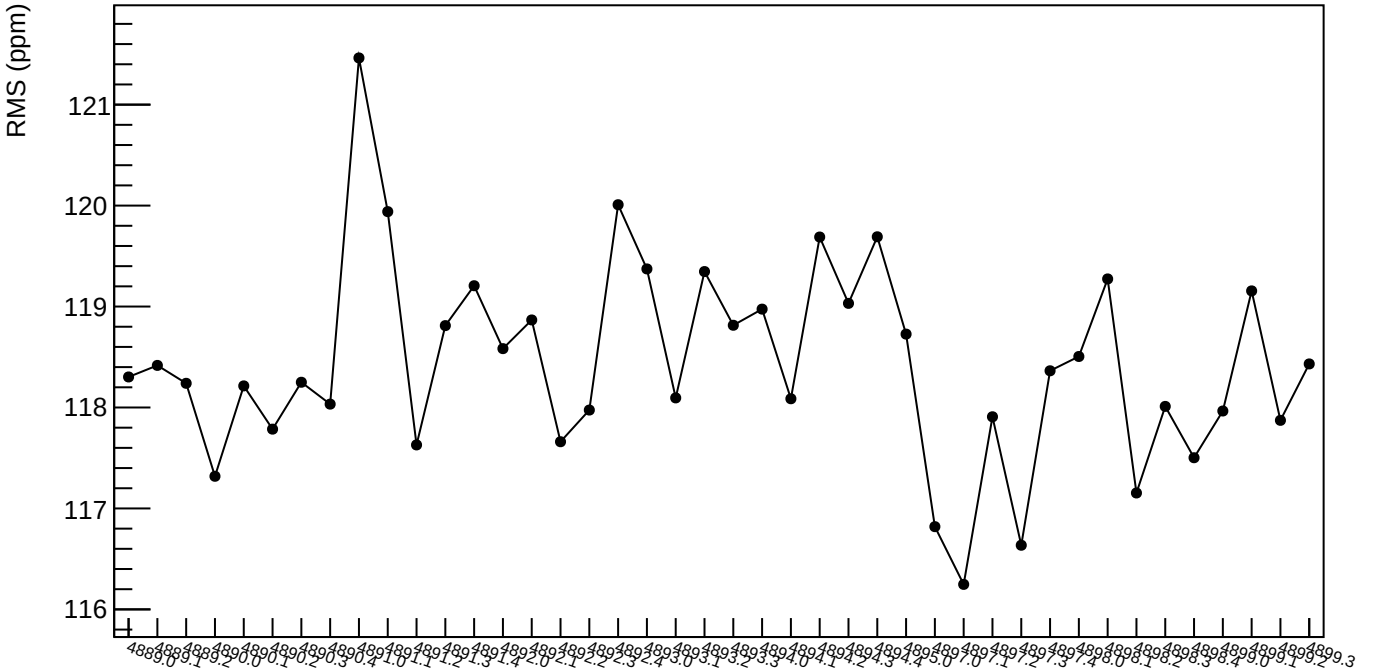
lagr_asym_usl RMS (ppm)