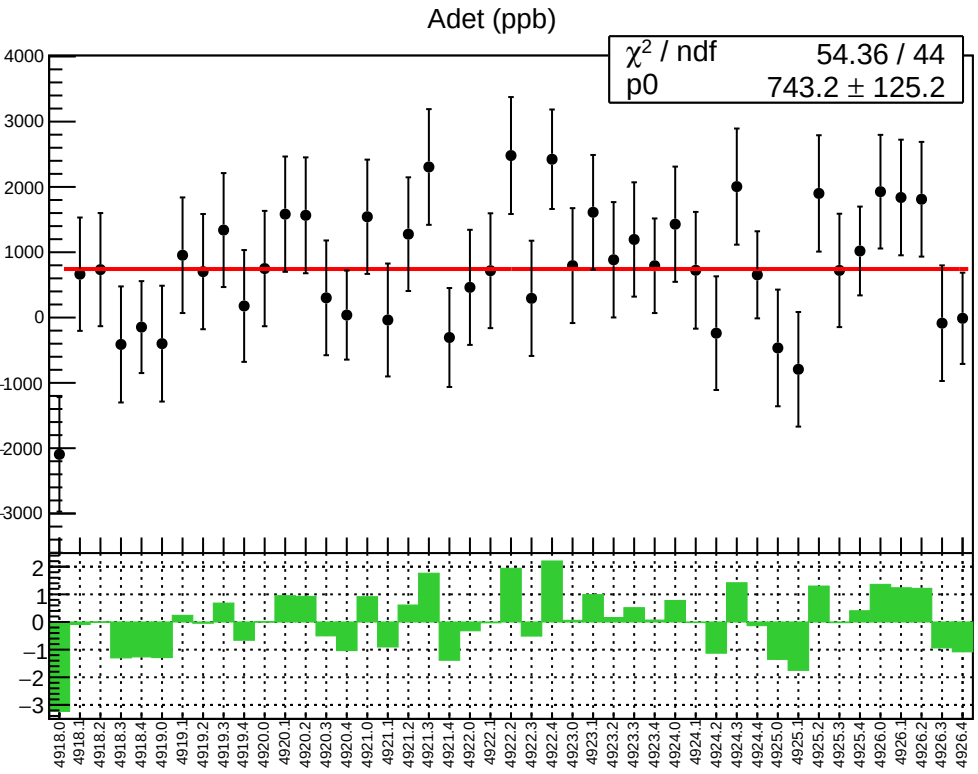
Adet (ppb)
χ² / ndf 54.36 / 44
p0 743.2 ± 125.2
4000
3000
2000
1000
0
-1000
-2000
-3000
2
1
0
−1
−2
−3
4918.0
4918.1
4918.2
4918.3
4918.4
4919.0
4919.1
4919.2
4919.3
4919.4
4920.0
4920.1
4920.2
4920.3
4920.4
4921.0
4921.1
4921.2
4921.3
4921.4
4922.0
4922.1
4922.2
4922.3
4922.4
4923.0
4923.1
4923.2
4923.3
4923.4
4924.0
4924.1
4924.2
4924.3
4924.4
4925.0
4925.1
4925.2
4925.3
4925.4
4926.0
4926.1
4926.2
4926.3
4926.4

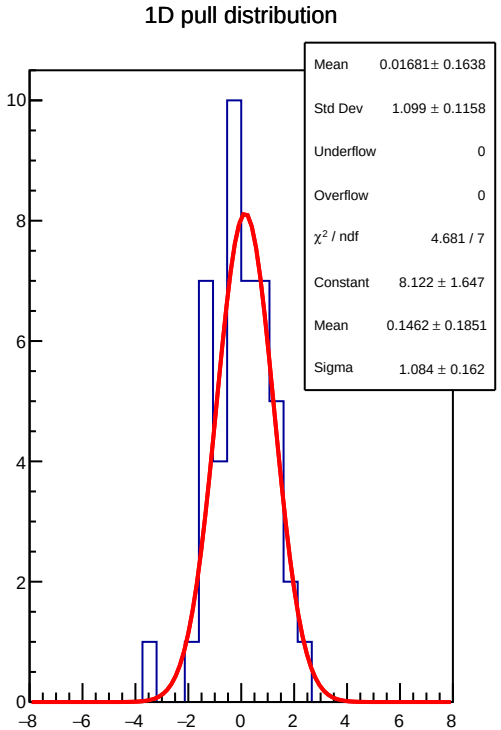
1D pull distribution
Mean 0.01681 ± 0.1638
Std Dev 1.099 ± 0.1158
Underflow 0
Overflow 0
χ² / ndf 4.681 / 7
Constant 8.122 ± 1.647
Mean 0.1462 ± 0.1851
Sigma 1.084 ± 0.162
10
8
6
4
2
0
−8
−6
−4
−2
0
2
4
6
8

Adet RMS (ppm)

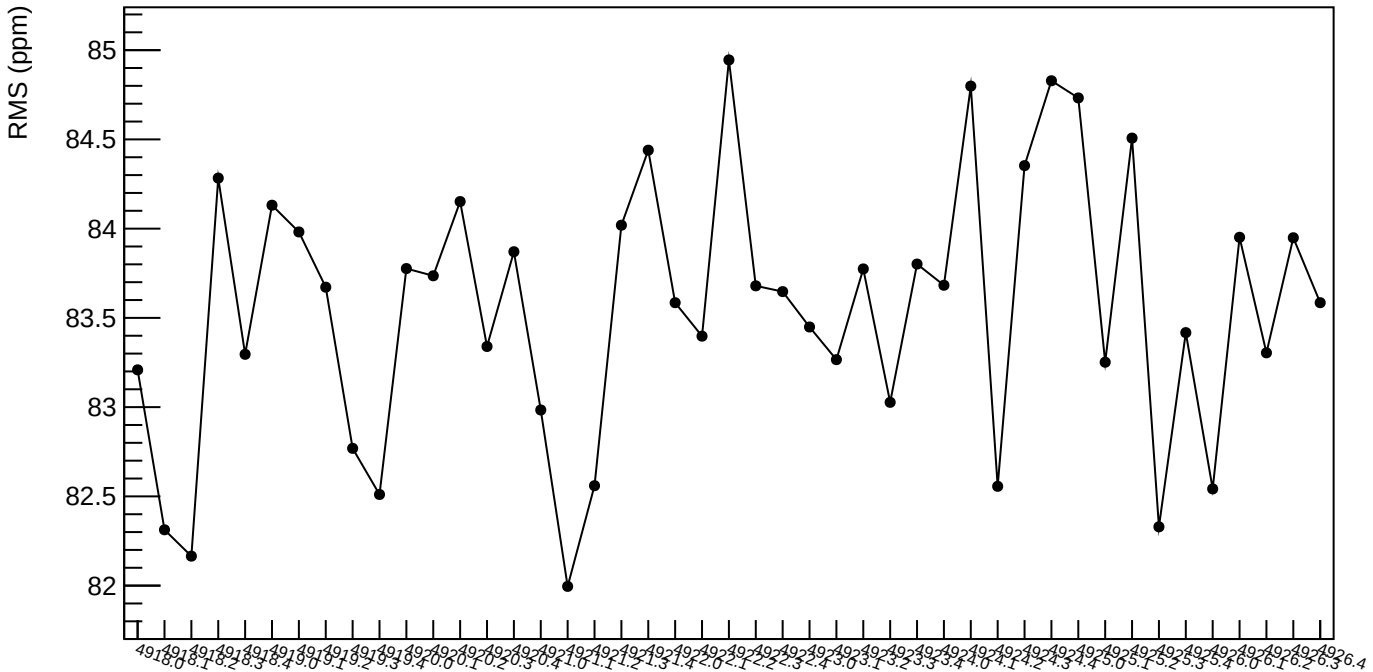

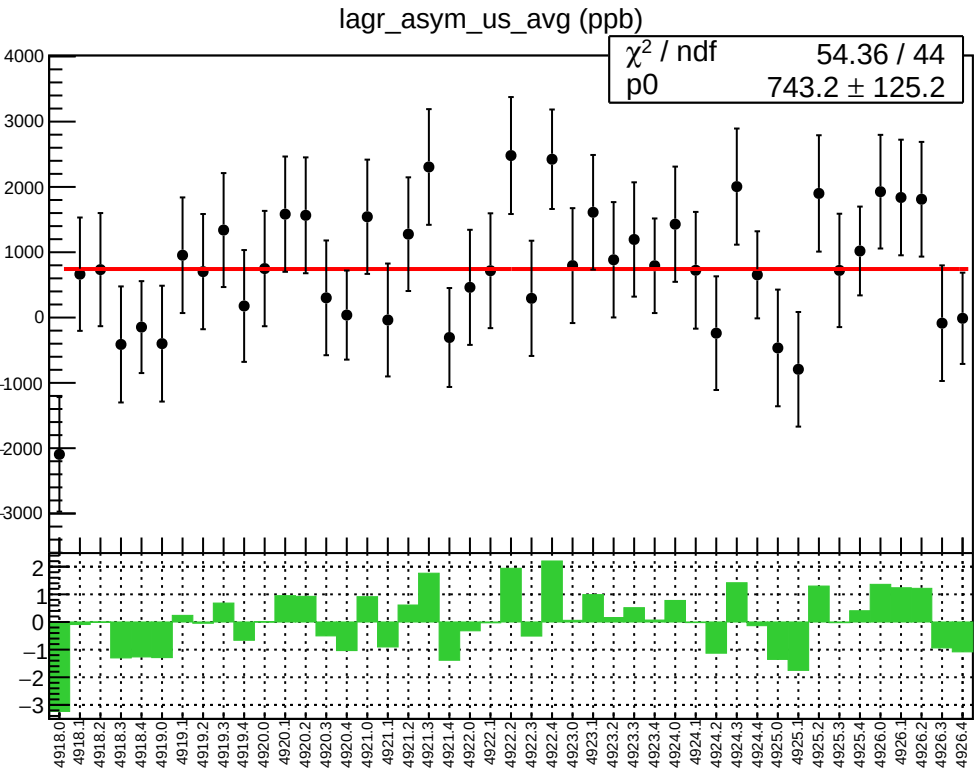
lagr_asym_us_avg (ppb)
χ² / ndf 54.36 / 44
p0 743.2 ± 125.2
4000
3000
2000
1000
0
-1000
-2000
-3000
Pull
2
1
0
−1
−2
−3
4918.0
4918.1
4918.2
4918.3
4918.4
4919.0
4919.1
4919.2
4919.3
4919.4
4920.0
4920.1
4920.2
4920.3
4920.4
4921.0
4921.1
4921.2
4921.3
4921.4
4922.0
4922.1
4922.2
4922.3
4922.4
4923.0
4923.1
4923.2
4923.3
4923.4
4924.0
4924.1
4924.2
4924.3
4924.4
4925.0
4925.1
4925.2
4925.3
4925.4
4926.0
4926.1
4926.2
4926.3
4926.4

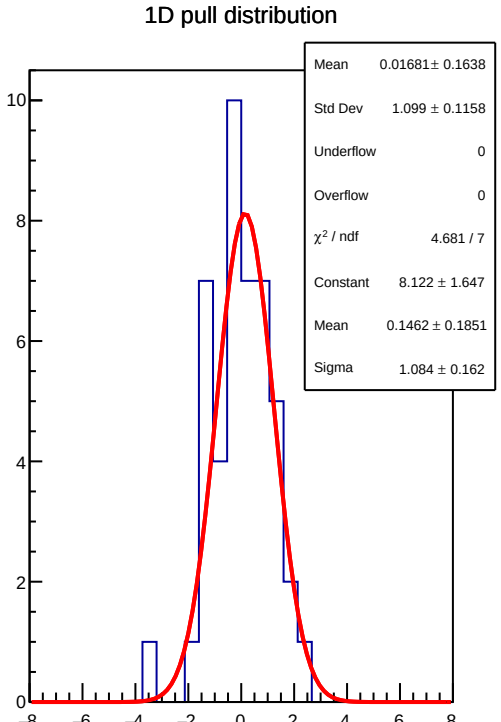
1D pull distribution
Mean 0.01681 ± 0.1638
Std Dev 1.099 ± 0.1158
Underflow 0
Overflow 0
χ² / ndf 4.681 / 7
Constant 8.122 ± 1.647
Mean 0.1462 ± 0.1851
Sigma 1.084 ± 0.162
10
8
6
4
2
0
−8
−6
−4
−2
0
2
4
6
8

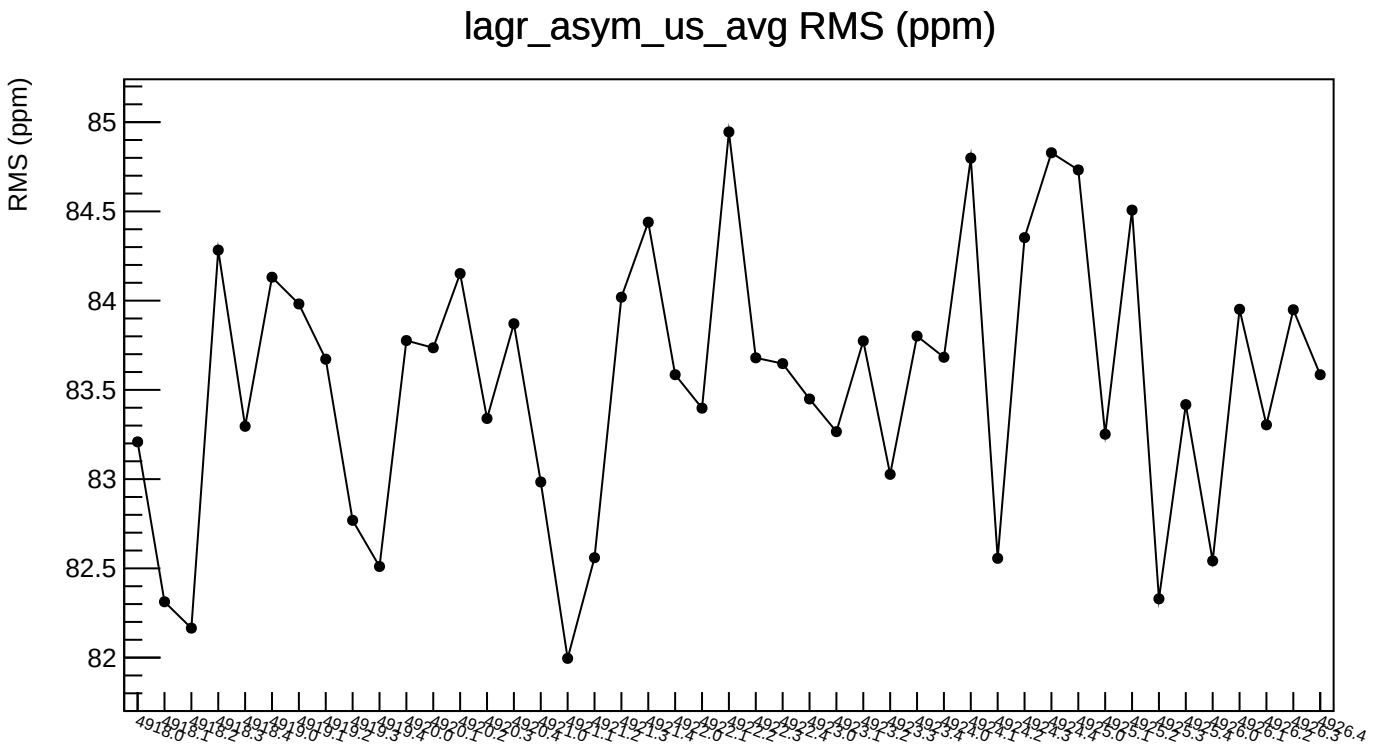
lagr_asym_us_avg RMS (ppm)
RMS (ppm)
85
84.5
84
83.5
83
82.5
82

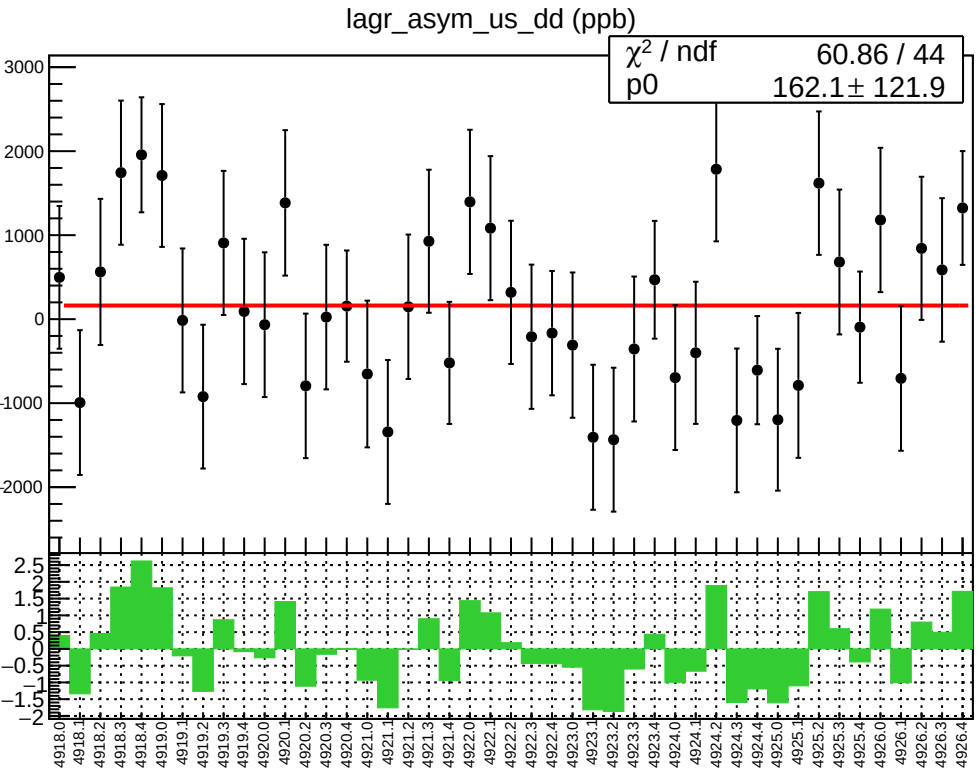
lagr_asym_us_dd (ppb)
χ² / ndf 60.86 / 44
p0 162.1 ± 121.9

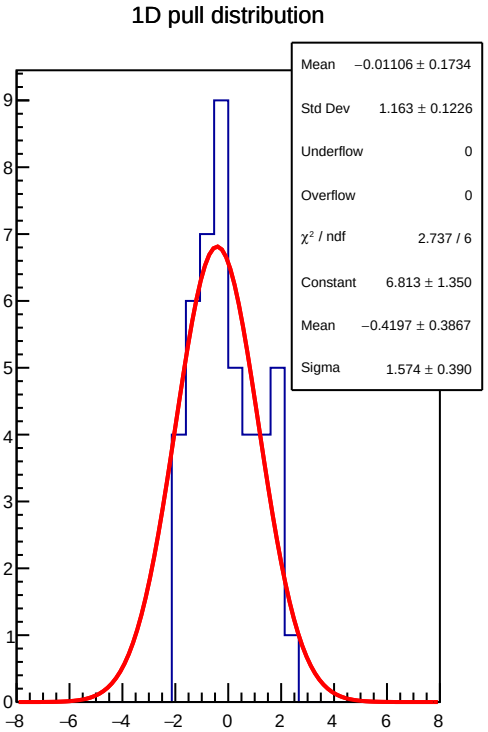
1D pull distribution
Mean −0.01106 ± 0.1734
Std Dev 1.163 ± 0.1226
Underflow 0
Overflow 0
χ² / ndf 2.737 / 6
Constant 6.813 ± 1.350
Mean −0.4197 ± 0.3867
Sigma 1.574 ± 0.390

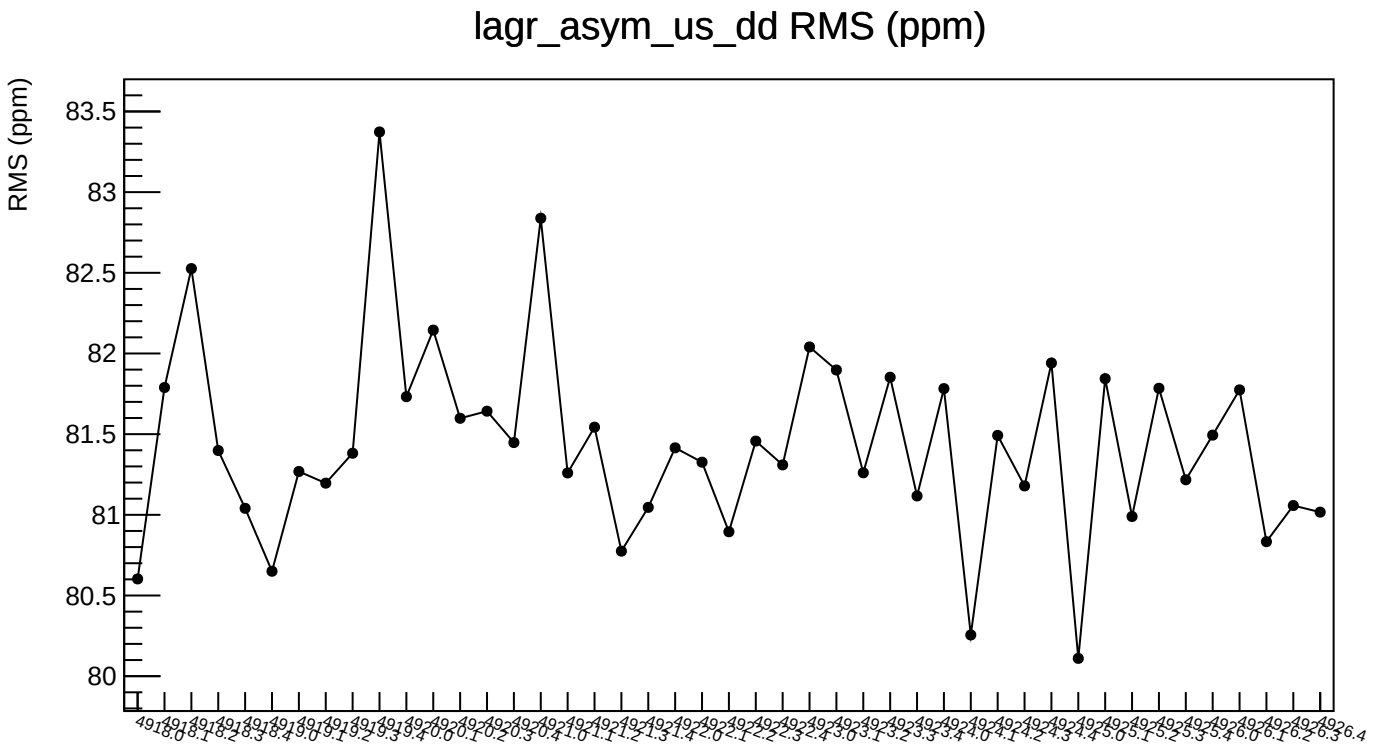
lagr_asym_us_dd RMS (ppm)
RMS (ppm)
83.5
83
82.5
82
81.5
81
80.5
80

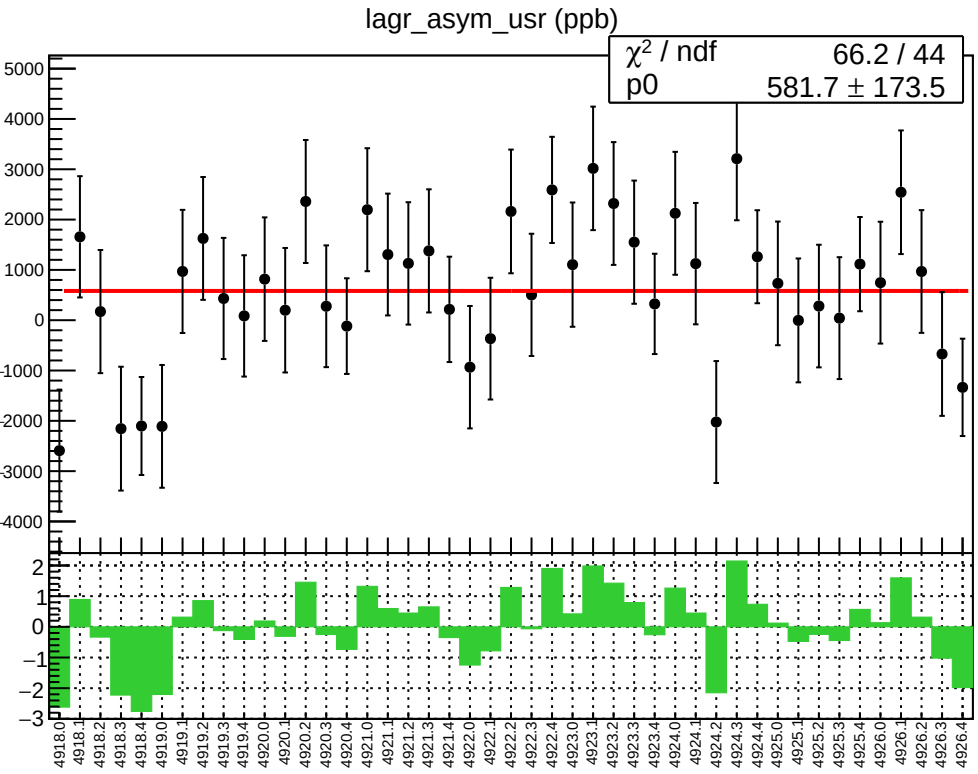
lagr_asym_usr (ppb)
χ² / ndf 66.2 / 44
p0 581.7 ± 173.5
5000
4000
3000
2000
1000
0
-1000
-2000
-3000
-4000
2
1
0
−1
−2
−3
4918.0
4918.1
4918.2
4918.3
4918.4
4919.0
4919.1
4919.2
4919.3
4919.4
4920.0
4920.1
4920.2
4920.3
4920.4
4921.0
4921.1
4921.2
4921.3
4921.4
4922.0
4922.1
4922.2
4922.3
4922.4
4923.0
4923.1
4923.2
4923.3
4923.4
4924.0
4924.1
4924.2
4924.3
4924.4
4925.0
4925.1
4925.2
4925.3
4925.4
4926.0
4926.1
4926.2
4926.3
4926.4

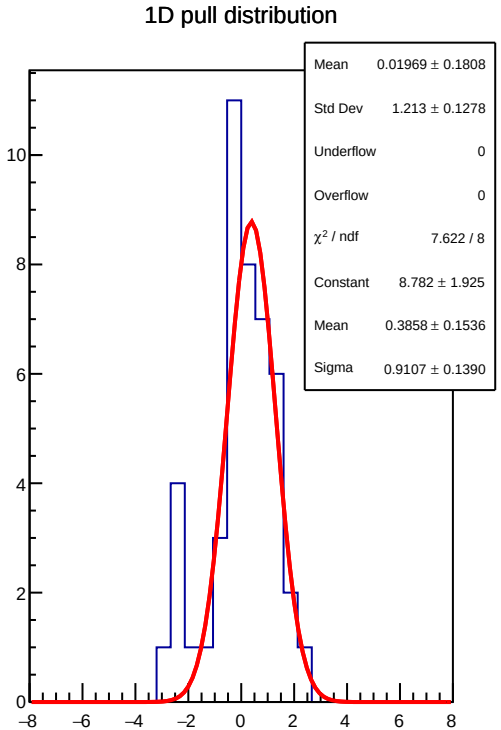
1D pull distribution
Mean 0.01969 ± 0.1808
Std Dev 1.213 ± 0.1278
Underflow 0
Overflow 0
χ² / ndf 7.622 / 8
Constant 8.782 ± 1.925
Mean 0.3858 ± 0.1536
Sigma 0.9107 ± 0.1390
10
8
6
4
2
0
−8
−6
−4
−2
0
2
4
6
8

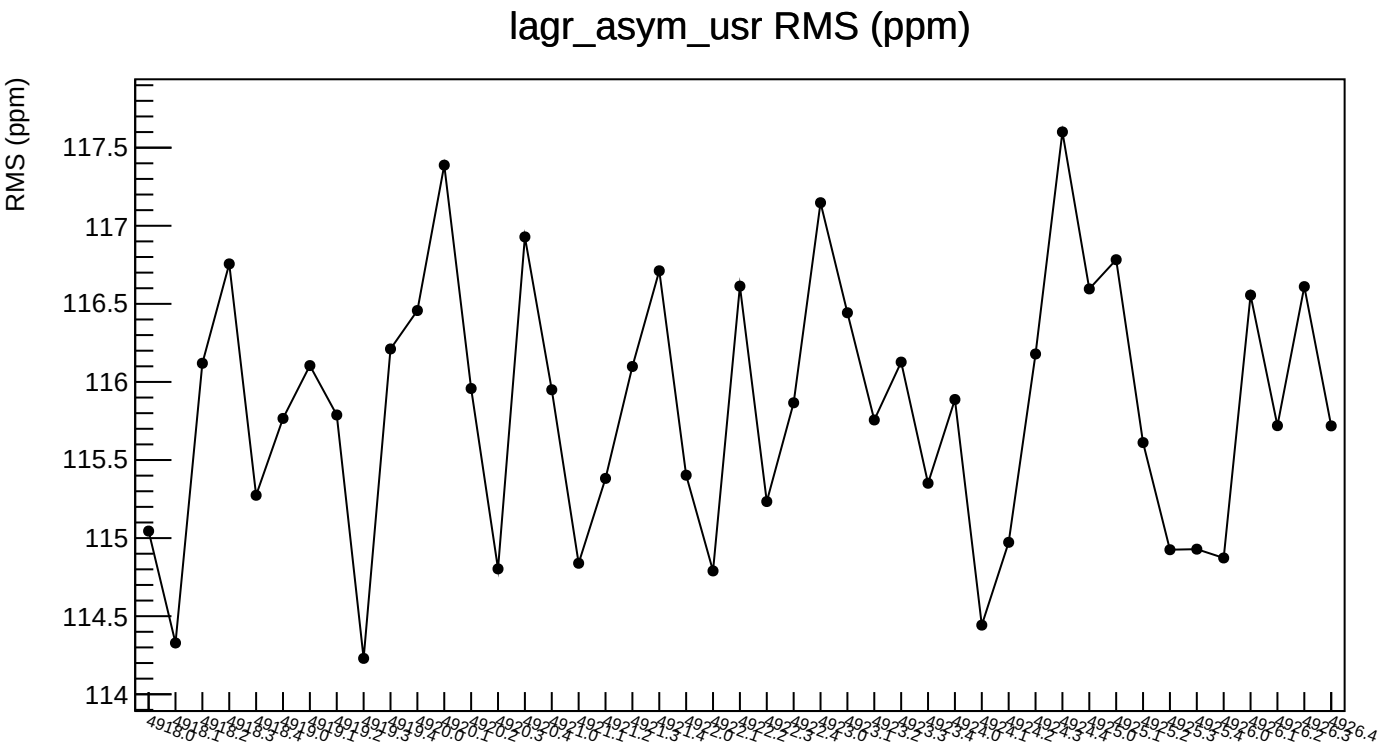
lagr_asym_usr RMS (ppm)
RMS (ppm)
117.5
117
116.5
116
115.5
115
114.5
114

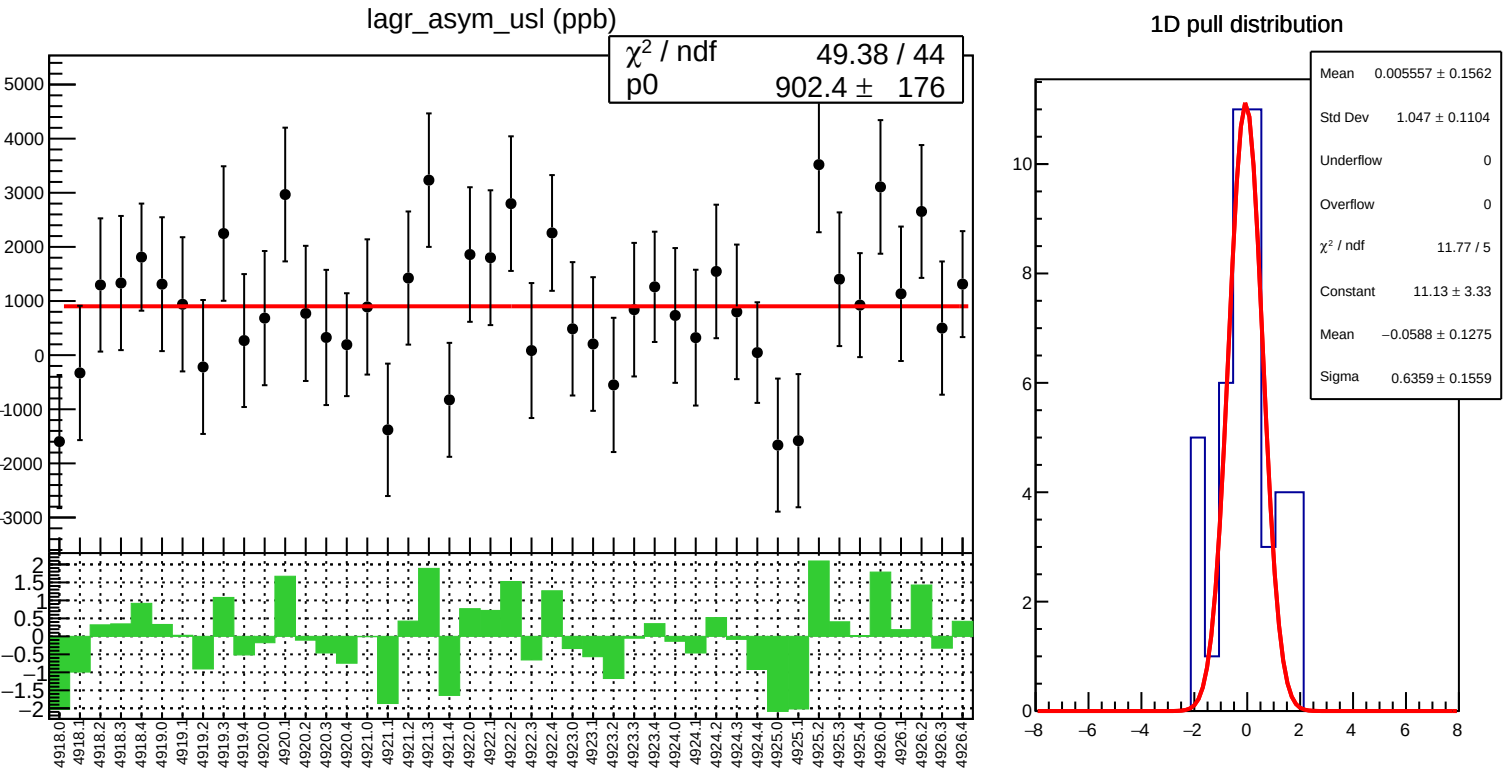
lagr_asym_usl (ppb)
χ² / ndf 49.38 / 44
p0 902.4 ± 176
1D pull distribution
Mean 0.005557 ± 0.1562
Std Dev 1.047 ± 0.1104
Underflow 0
Overflow 0
χ² / ndf 11.77 / 5
Constant 11.13 ± 3.33
Mean −0.0588 ± 0.1275
Sigma 0.6359 ± 0.1559

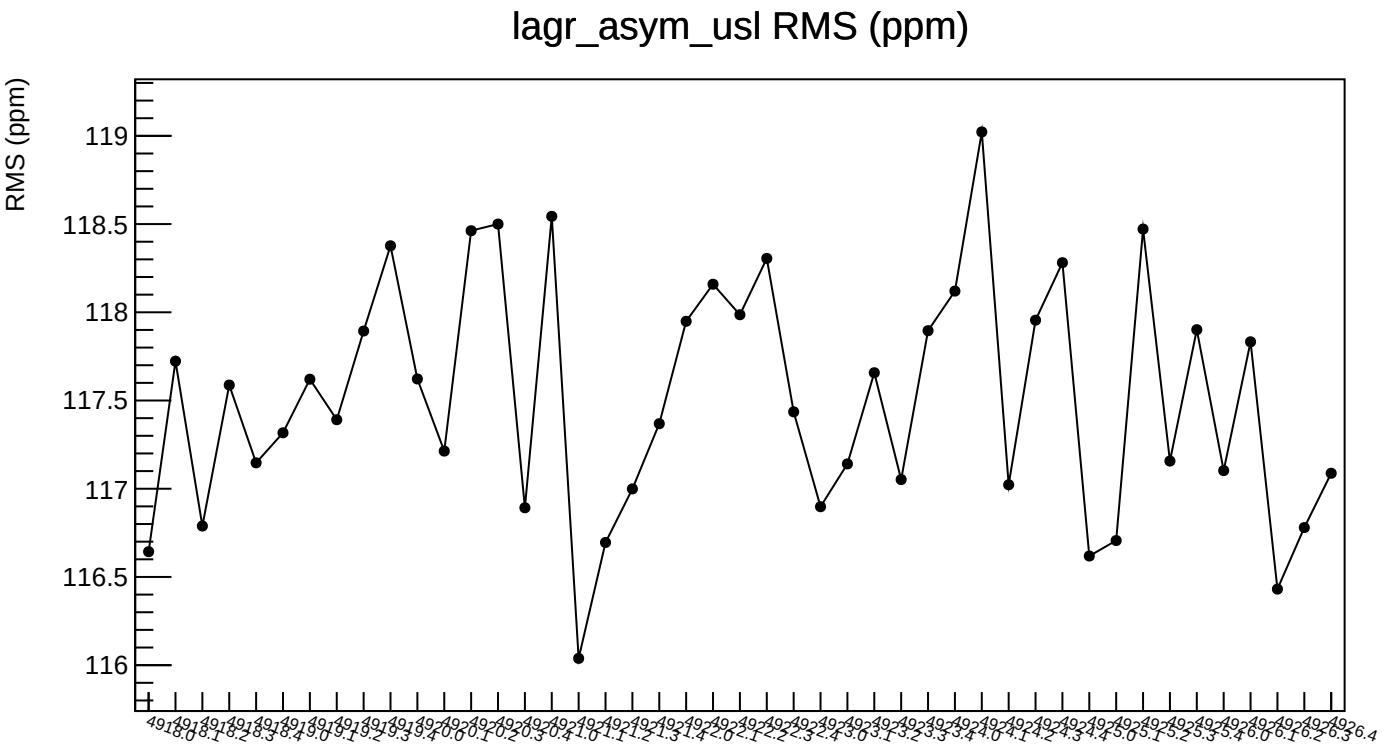
lagr_asym_usl RMS (ppm)
RMS (ppm)
119
118.5
118
117.5
117
116.5
116