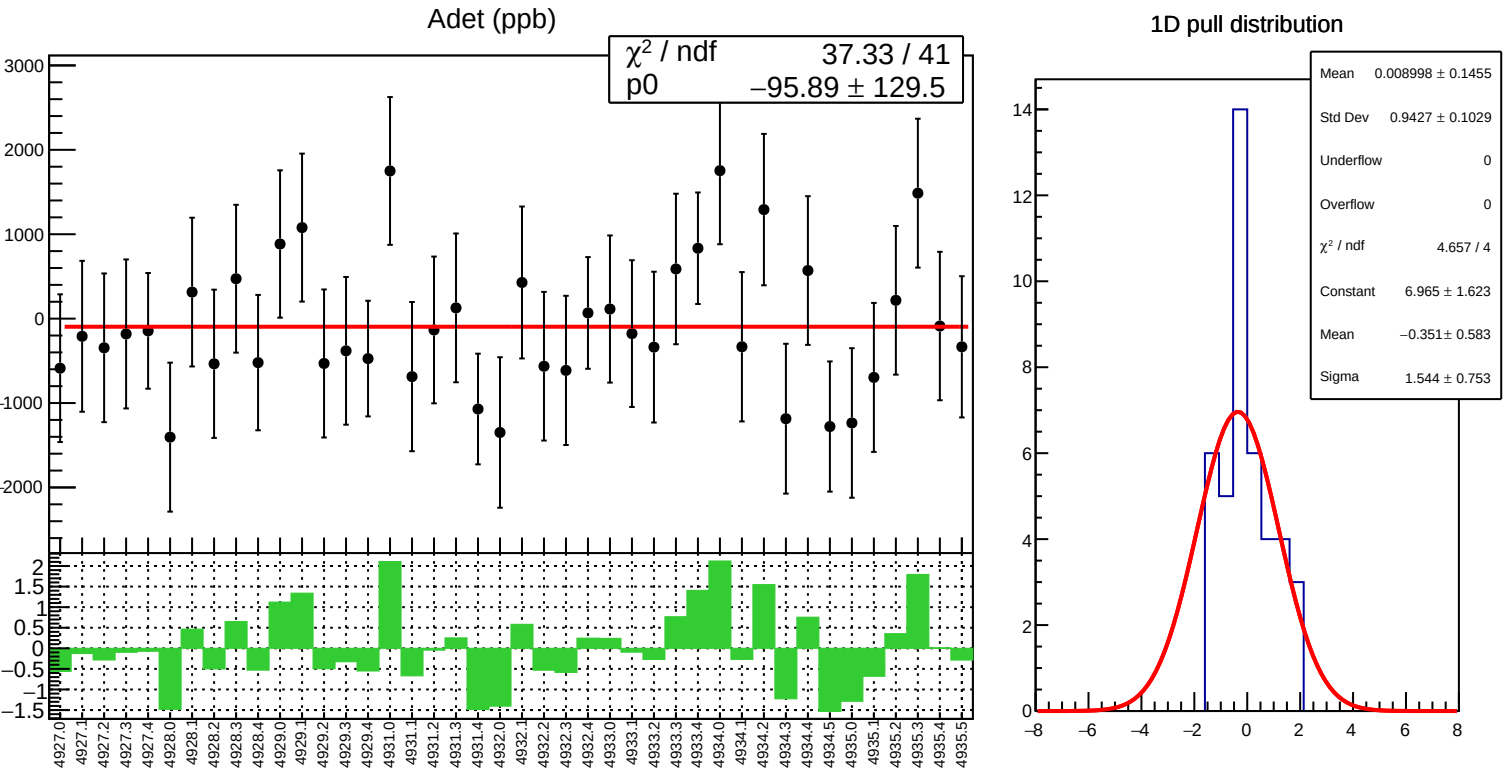
Adet (ppb)
χ² / ndf 37.33 / 41
p0 −95.89 ± 129.5
1D pull distribution
Mean 0.008998 ± 0.1455
Std Dev 0.9427 ± 0.1029
Underflow 0
Overflow 0
χ² / ndf 4.657 / 4
Constant 6.965 ± 1.623
Mean −0.351 ± 0.583
Sigma 1.544 ± 0.753

Adet RMS (ppm)

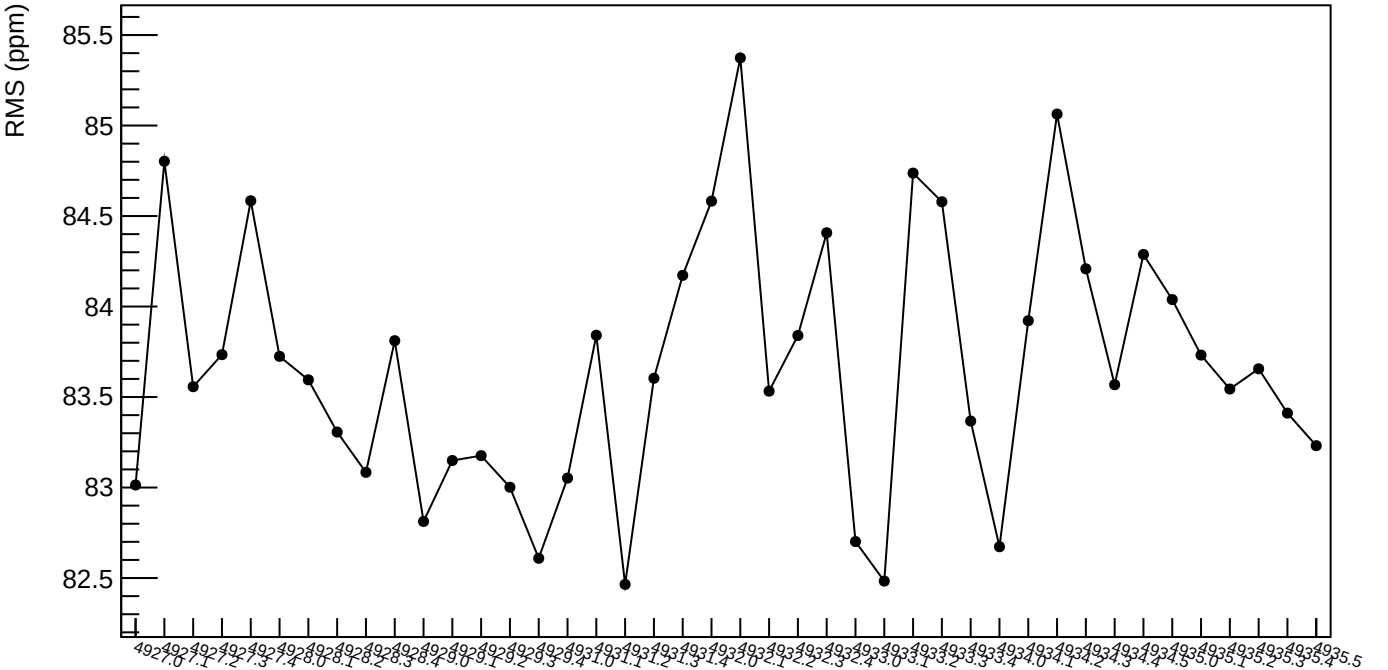
RMS (ppm)
85.5
85
84.5
84
83.5
83
82.5
4927.0
4927.1
4927.2
4927.3
4927.4
4928.0
4928.1
4928.2
4928.3
4928.4
4929.0
4929.1
4929.2
4929.3
4929.4
4931.0
4931.1
4931.2
4931.3
4931.4
4932.0
4932.1
4932.2
4932.3
4932.4
4933.0
4933.1
4933.2
4933.3
4933.4
4934.0
4934.1
4934.2
4934.3
4934.4
4935.0
4935.1
4935.2
4935.3
4935.4
4935.5

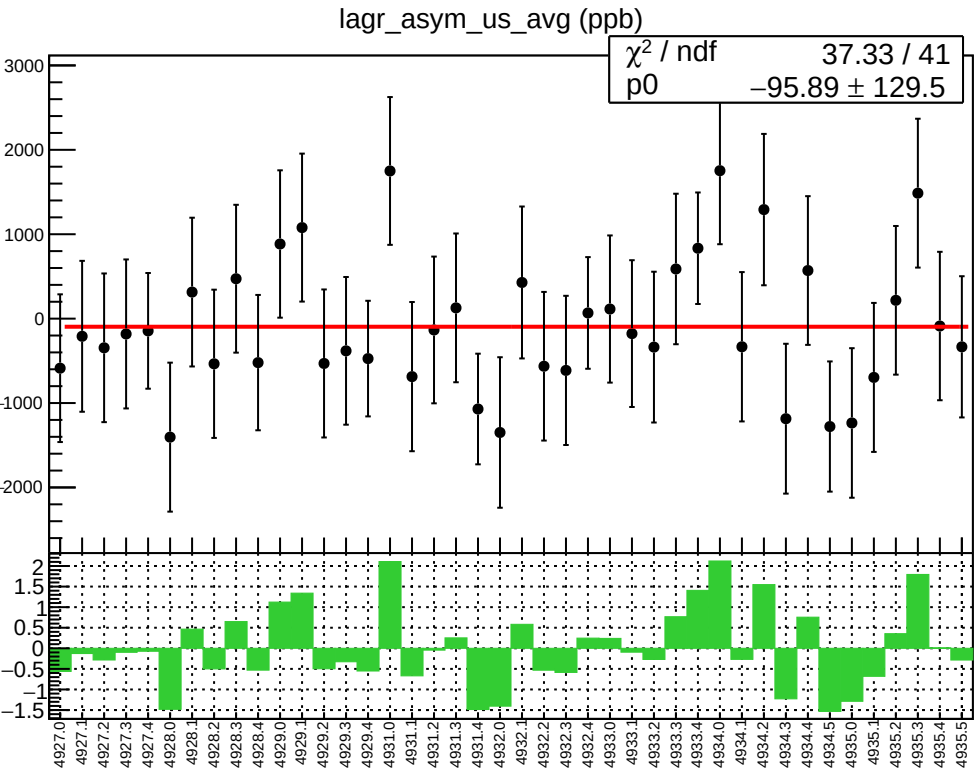
lagr_asym_us_avg (ppb)
χ² / ndf 37.33 / 41
p0 −95.89 ± 129.5
3000
2000
1000
0
-1000
-2000
2
1.5
1
0.5
0
−0.5
−1
−1.5
4927.0
4927.1
4927.2
4927.3
4927.4
4928.0
4928.1
4928.2
4928.3
4928.4
4929.0
4929.1
4929.2
4929.3
4929.4
4931.0
4931.1
4931.2
4931.3
4931.4
4932.0
4932.1
4932.2
4932.3
4932.4
4933.0
4933.1
4933.2
4933.3
4933.4
4934.0
4934.1
4934.2
4934.3
4934.4
4934.5
4935.0
4935.1
4935.2
4935.3
4935.4
4935.5

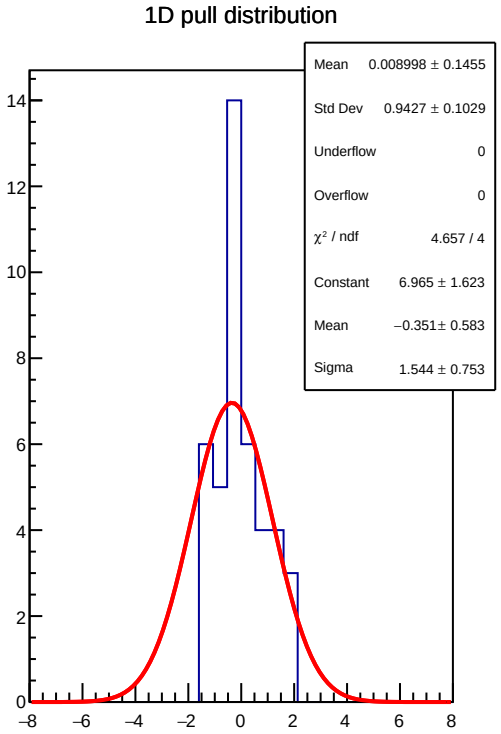
1D pull distribution
Mean 0.008998 ± 0.1455
Std Dev 0.9427 ± 0.1029
Underflow 0
Overflow 0
χ² / ndf 4.657 / 4
Constant 6.965 ± 1.623
Mean −0.351± 0.583
Sigma 1.544 ± 0.753
14
12
10
8
6
4
2
0
−8
−6
−4
−2
0
2
4
6
8

lagr_asym_us_avg RMS (ppm)

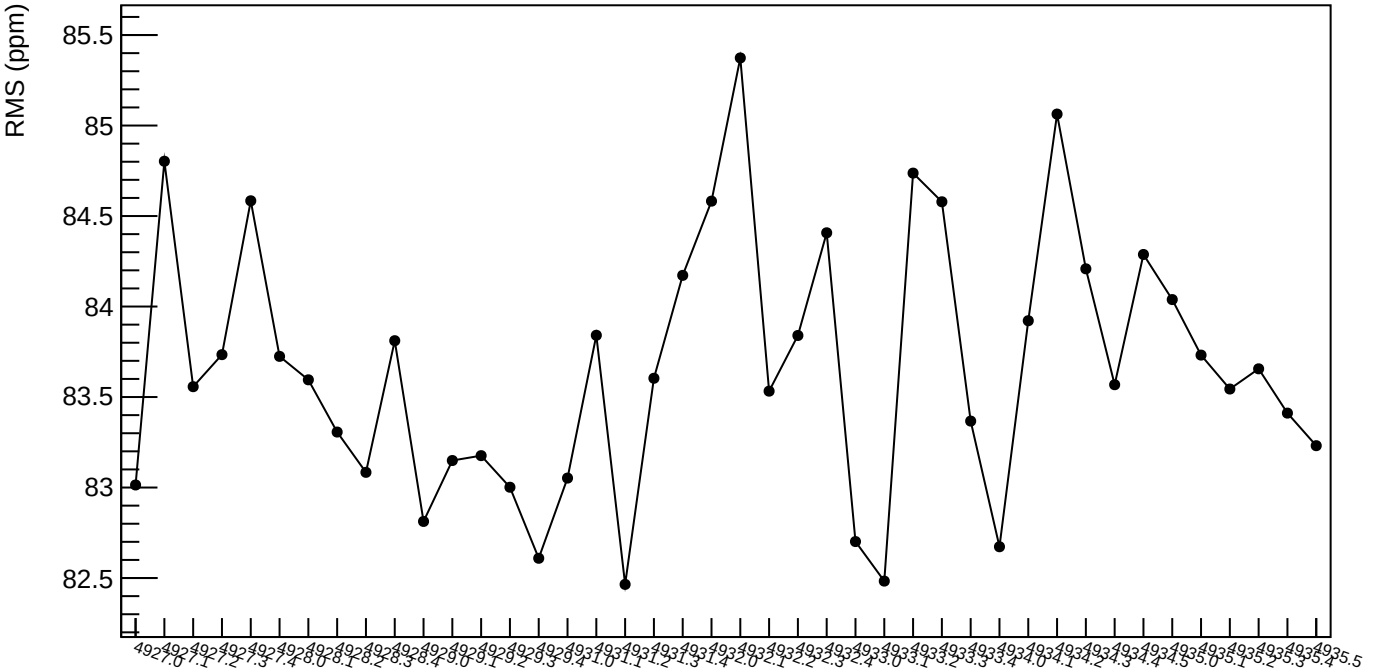

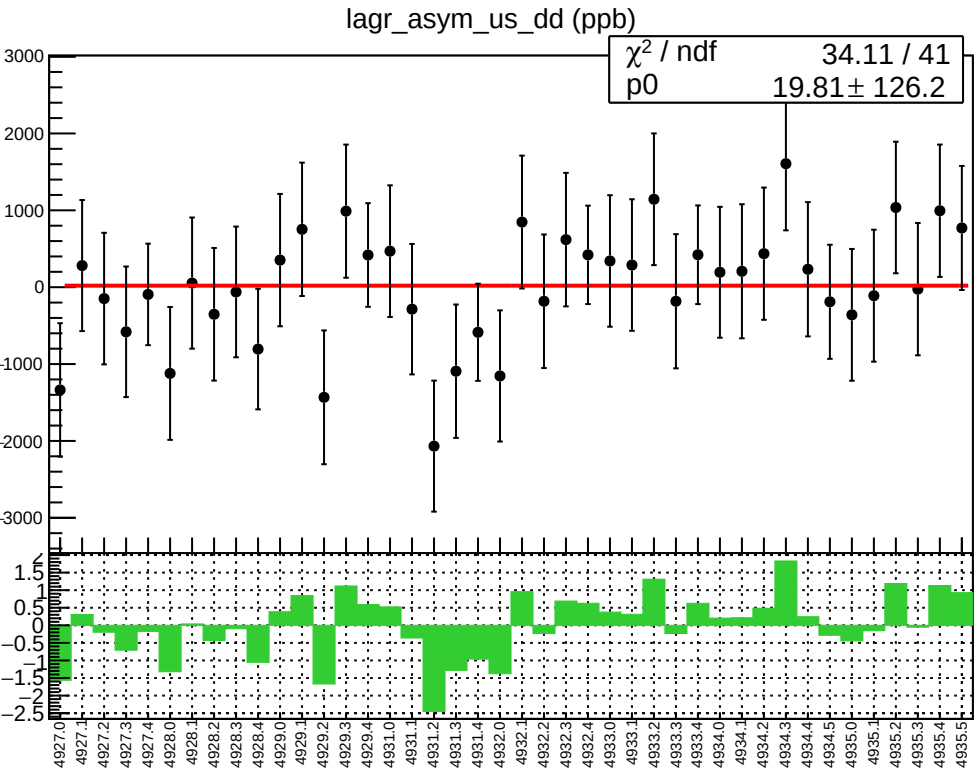
lagr_asym_us_dd (ppb)
χ² / ndf 34.11 / 41
p0 19.81 ± 126.2
3000
2000
1000
0
-1000
-2000
-3000
1.5
1
0.5
0
−0.5
−1
−1.5
−2
−2.5
4927.0
4927.1
4927.2
4927.3
4927.4
4928.0
4928.1
4928.2
4928.3
4928.4
4929.0
4929.1
4929.2
4929.3
4929.4
4931.0
4931.1
4931.2
4931.3
4931.4
4932.0
4932.1
4932.2
4932.3
4932.4
4933.0
4933.1
4933.2
4933.3
4933.4
4934.0
4934.1
4934.2
4934.3
4934.4
4934.5
4935.0
4935.1
4935.2
4935.3
4935.4
4935.5

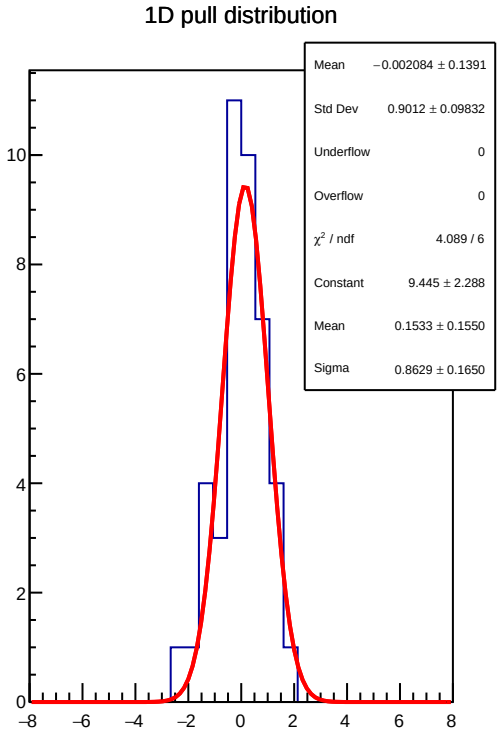
1D pull distribution
Mean −0.002084 ± 0.1391
Std Dev 0.9012 ± 0.09832
Underflow 0
Overflow 0
χ² / ndf 4.089 / 6
Constant 9.445 ± 2.288
Mean 0.1533 ± 0.1550
Sigma 0.8629 ± 0.1650
10
8
6
4
2
0
−8
−6
−4
−2
0
2
4
6
8

lagr_asym_us_dd RMS (ppm)

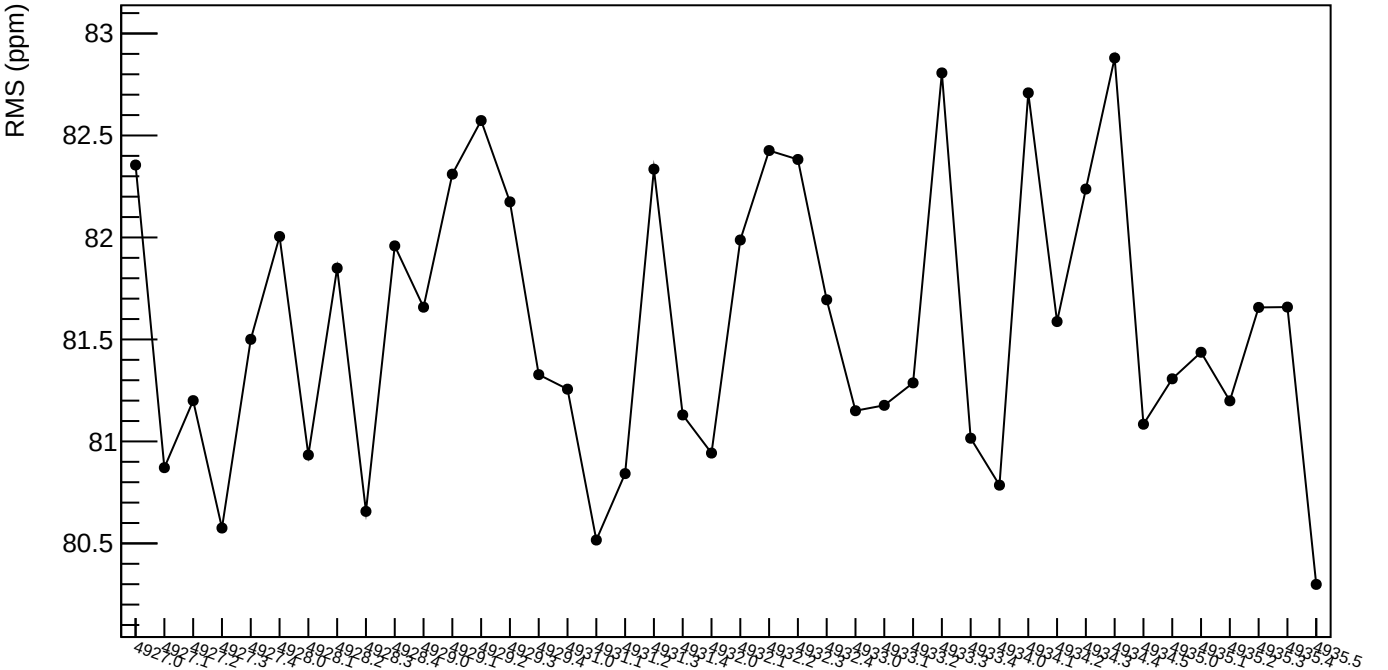

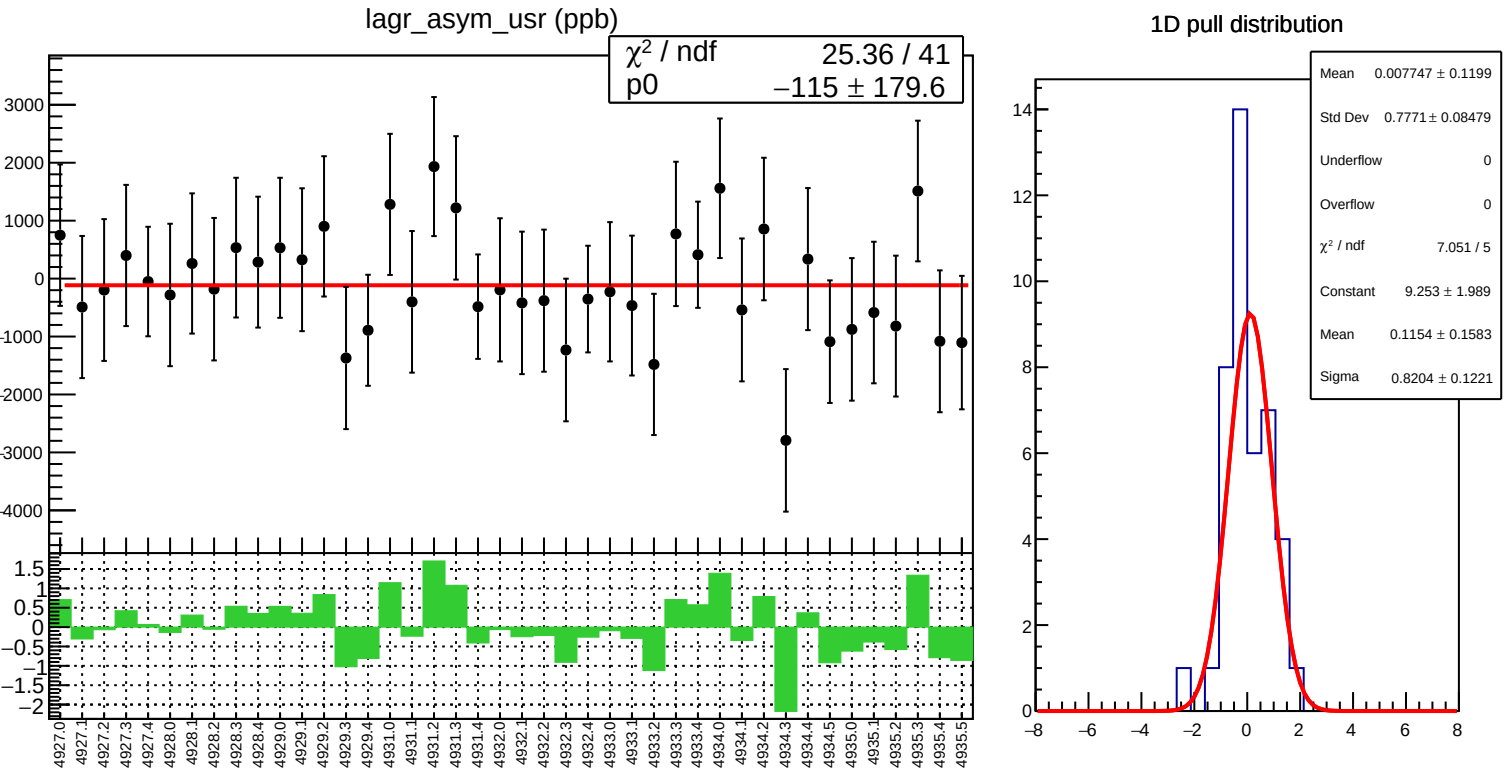
lagr_asym_usr (ppb)
χ² / ndf 25.36 / 41
p0 −115 ± 179.6
1D pull distribution
Mean 0.007747 ± 0.1199
Std Dev 0.7771 ± 0.08479
Underflow 0
Overflow 0
χ² / ndf 7.051 / 5
Constant 9.253 ± 1.989
Mean 0.1154 ± 0.1583
Sigma 0.8204 ± 0.1221

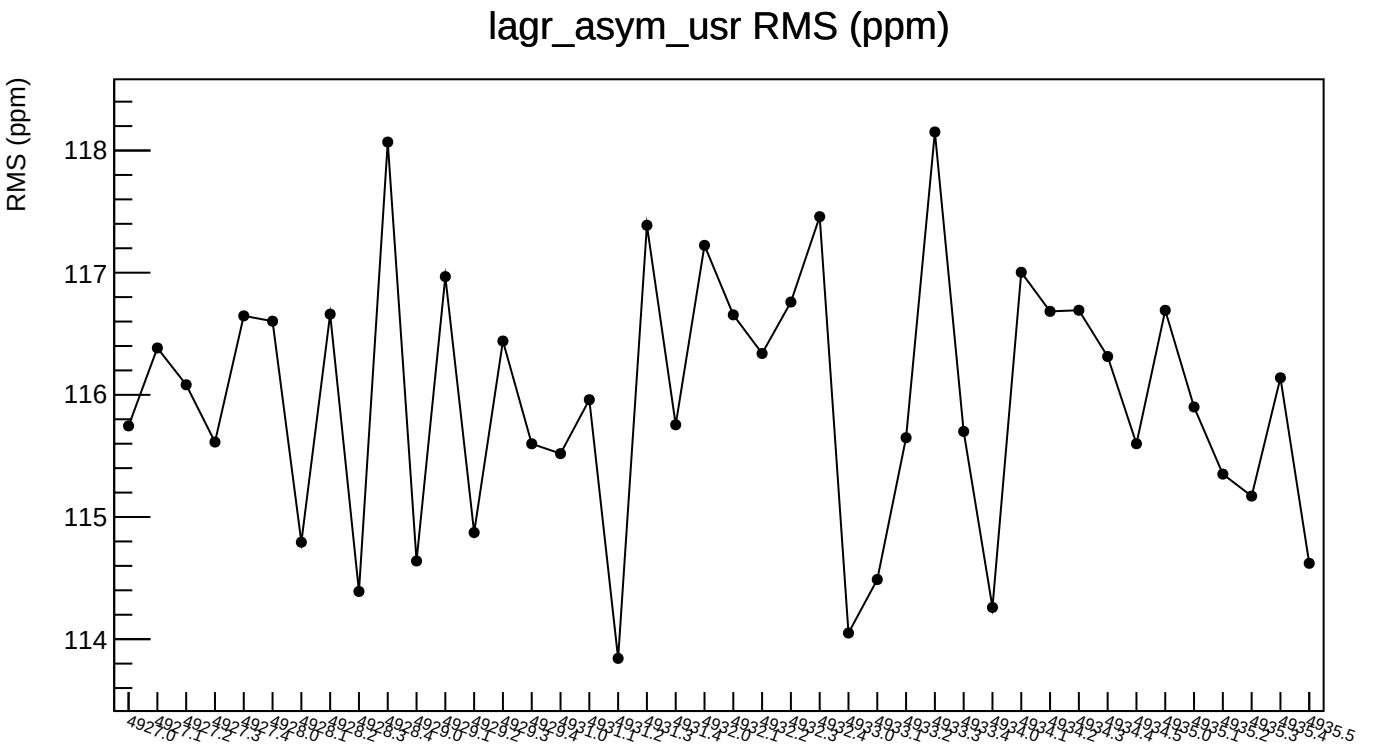
lagr_asym_usr RMS (ppm)
RMS (ppm)
118
117
116
115
114

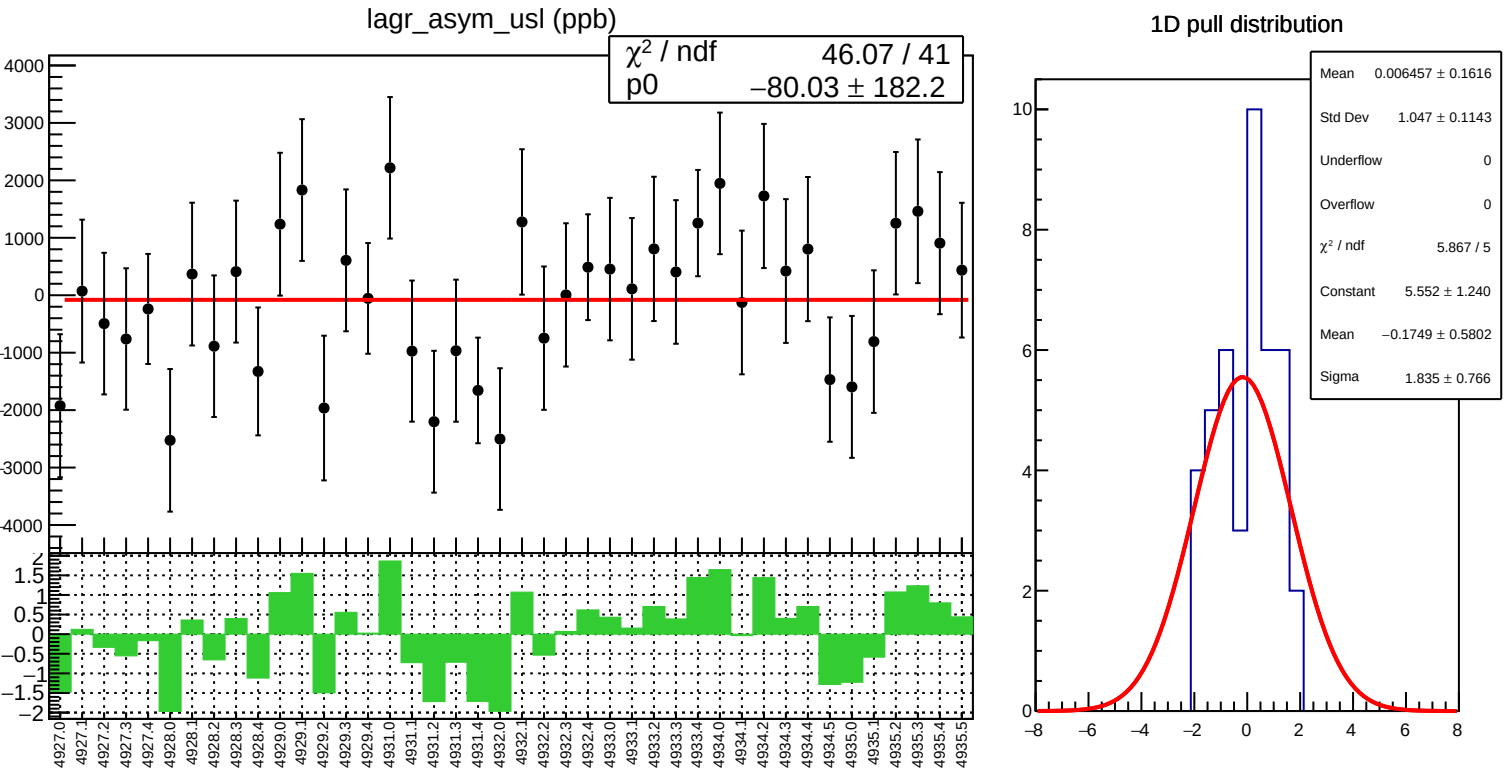
lagr_asym_usl (ppb)
χ² / ndf 46.07 / 41
p0 −80.03 ± 182.2
1D pull distribution
Mean 0.006457 ± 0.1616
Std Dev 1.047 ± 0.1143
Underflow 0
Overflow 0
χ² / ndf 5.867 / 5
Constant 5.552 ± 1.240
Mean −0.1749 ± 0.5802
Sigma 1.835 ± 0.766

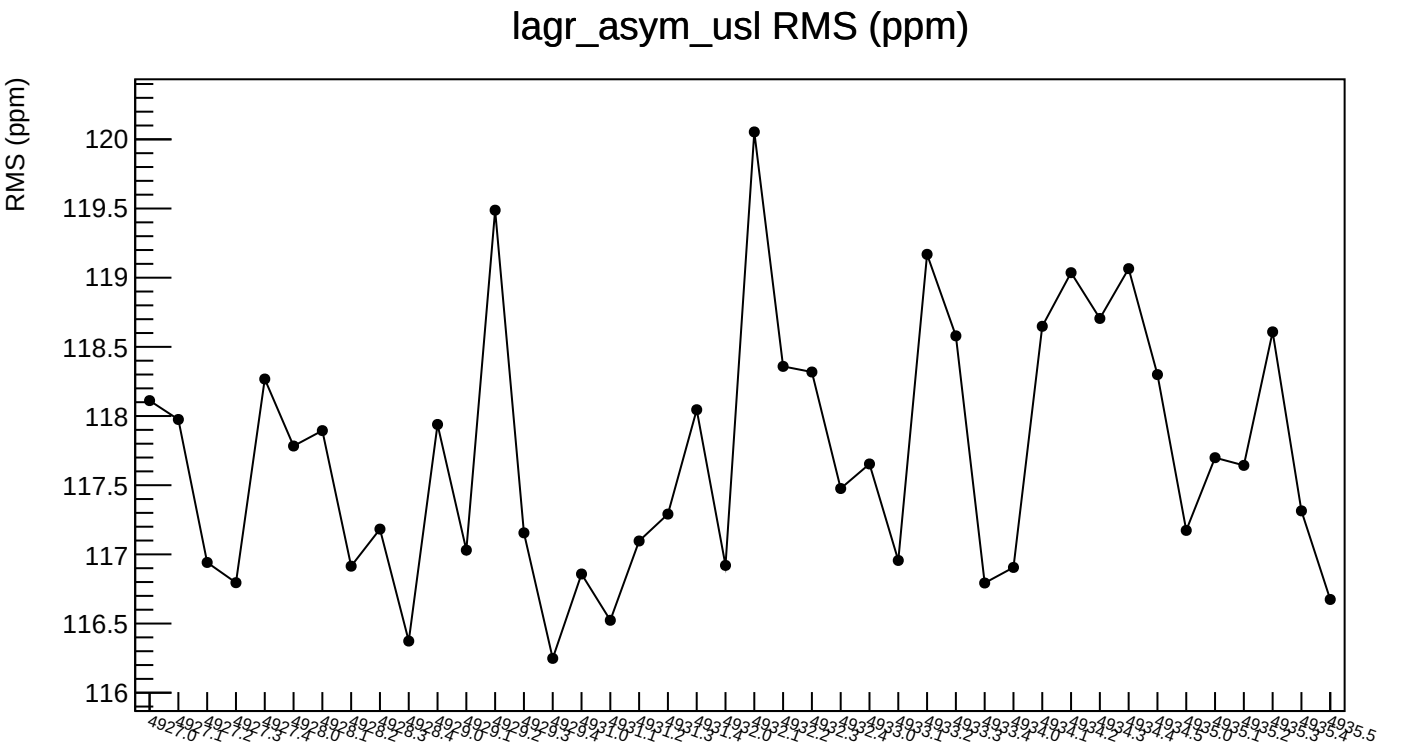
lagr_asym_usl RMS (ppm)
RMS (ppm)
120
119.5
119
118.5
118
117.5
117
116.5
116