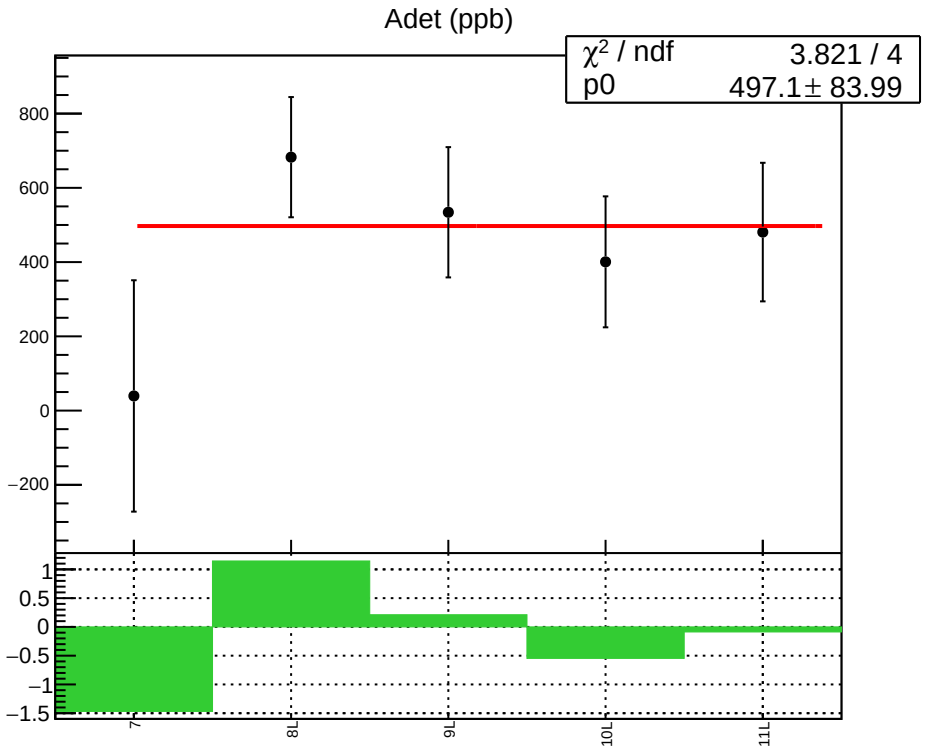
Adet (ppb)
χ² / ndf 3.821 / 4
p0 497.1 ± 83.99
800
600
400
200
0
−200
1
0.5
0
−0.5
−1
−1.5
7
8L
9L
10L
11L

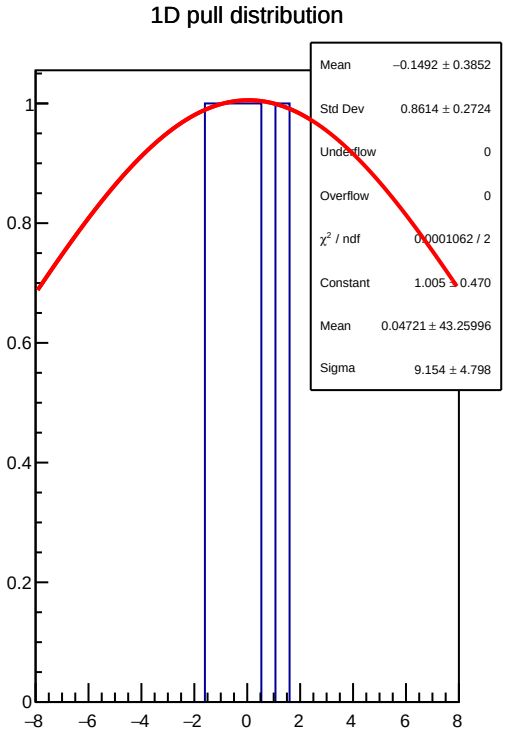
1D pull distribution
Mean −0.1492 ± 0.3852
Std Dev 0.8614 ± 0.2724
Underflow 0
Overflow 0
χ² / ndf 0.0001062 / 2
Constant 1.005 ± 0.470
Mean 0.04721 ± 43.25996
Sigma 9.154 ± 4.798
1
0.8
0.6
0.4
0.2
0
−8
−6
−4
−2
0
2
4
6
8

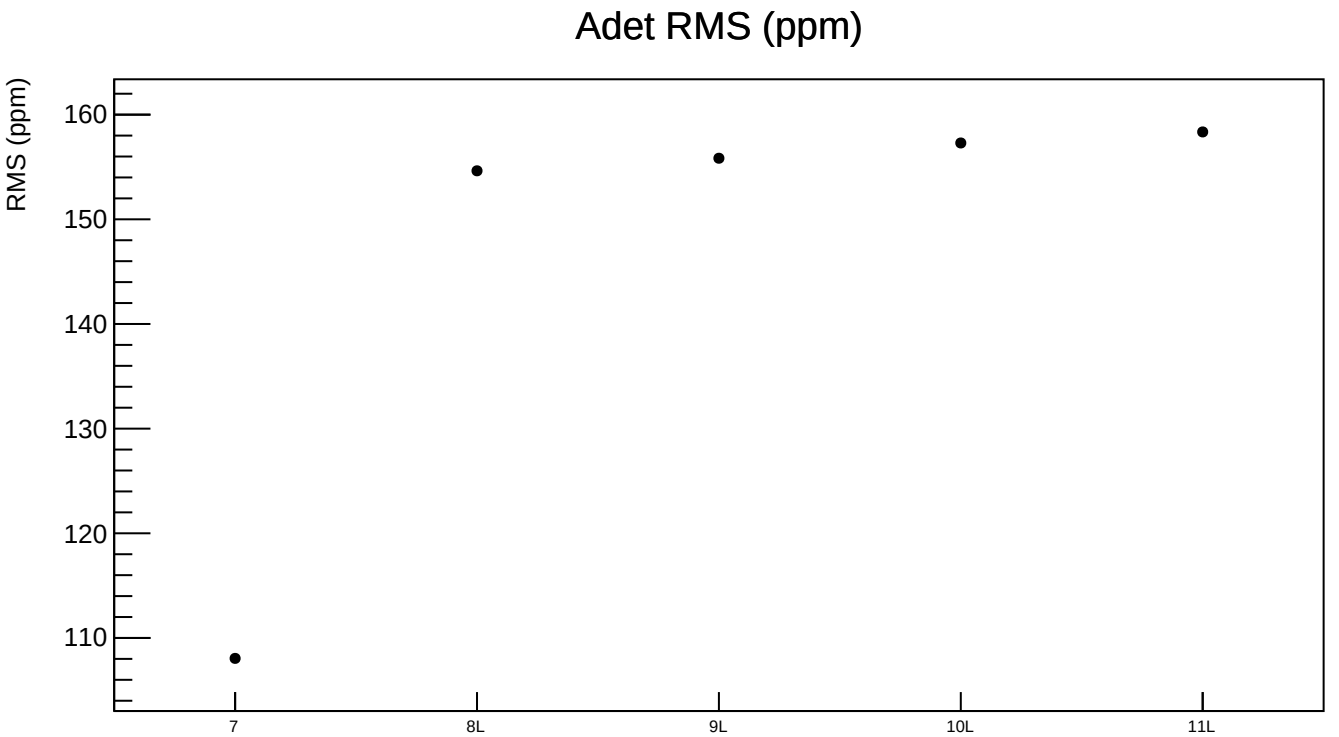
Adet RMS (ppm)
RMS (ppm)
160
150
140
130
120
110
7
8L
9L
10L
11L

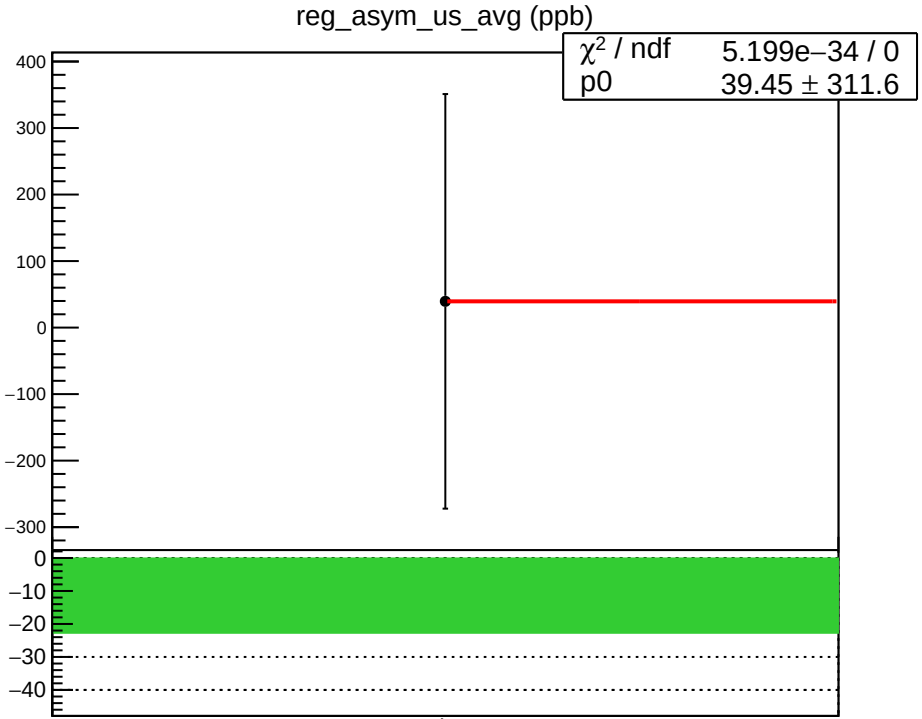
reg_asym_us_avg (ppb)
χ² / ndf 5.199e−34 / 0
p0 39.45 ± 311.6
400
300
200
100
0
−100
−200
−300
0
−10
−20
−30
−40

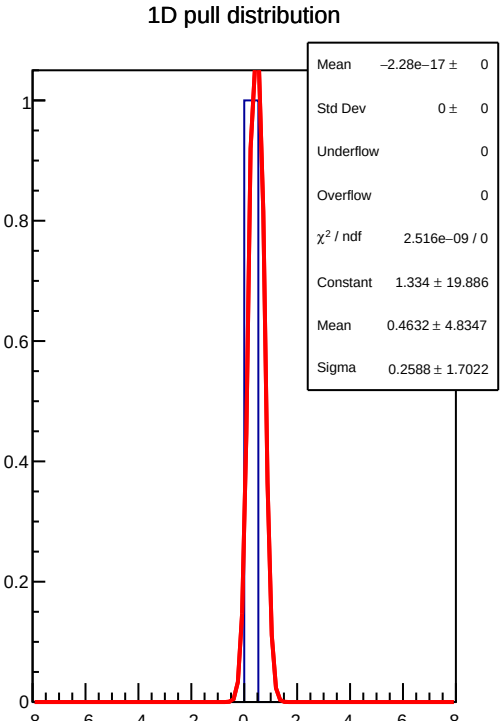
1D pull distribution
Mean −2.28e−17 ± 0
Std Dev 0 ± 0
Underflow 0
Overflow 0
χ² / ndf 2.516e−09 / 0
Constant 1.334 ± 19.886
Mean 0.4632 ± 4.8347
Sigma 0.2588 ± 1.7022
1
0.8
0.6
0.4
0.2
0
−8
−6
−4
−2
0
2
4
6
8

reg_asym_us_avg RMS (ppm)



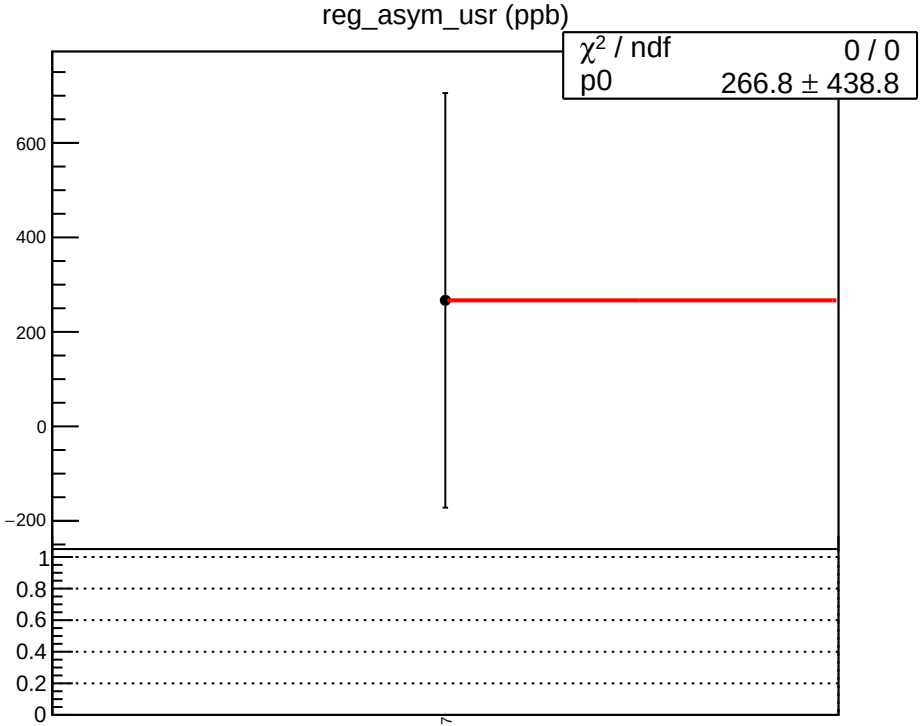
reg_asym_usr (ppb)
χ² / ndf 0 / 0
p0 266.8 ± 438.8
600
400
200
0
−200
1
0.8
0.6
0.4
0.2
0

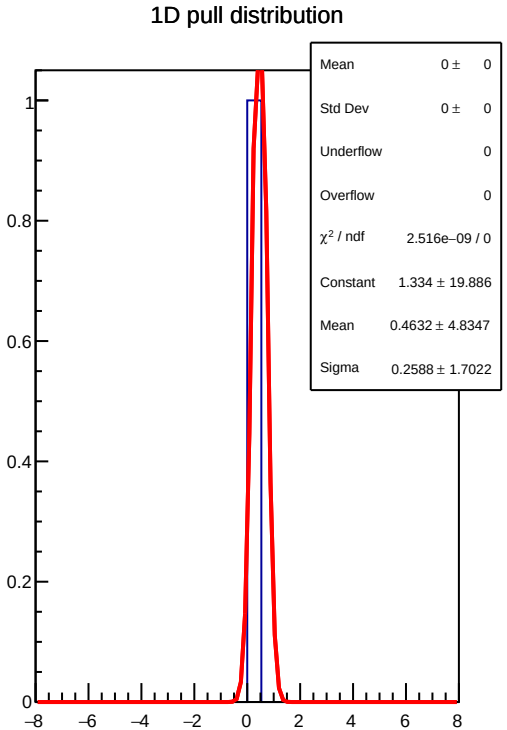
1D pull distribution
Mean 0 ± 0
Std Dev 0 ± 0
Underflow 0
Overflow 0
χ² / ndf 2.516e−09 / 0
Constant 1.334 ± 19.886
Mean 0.4632 ± 4.8347
Sigma 0.2588 ± 1.7022
1
0.8
0.6
0.4
0.2
0
−8
−6
−4
−2
0
2
4
6
8

reg_asym_usr RMS (ppm)



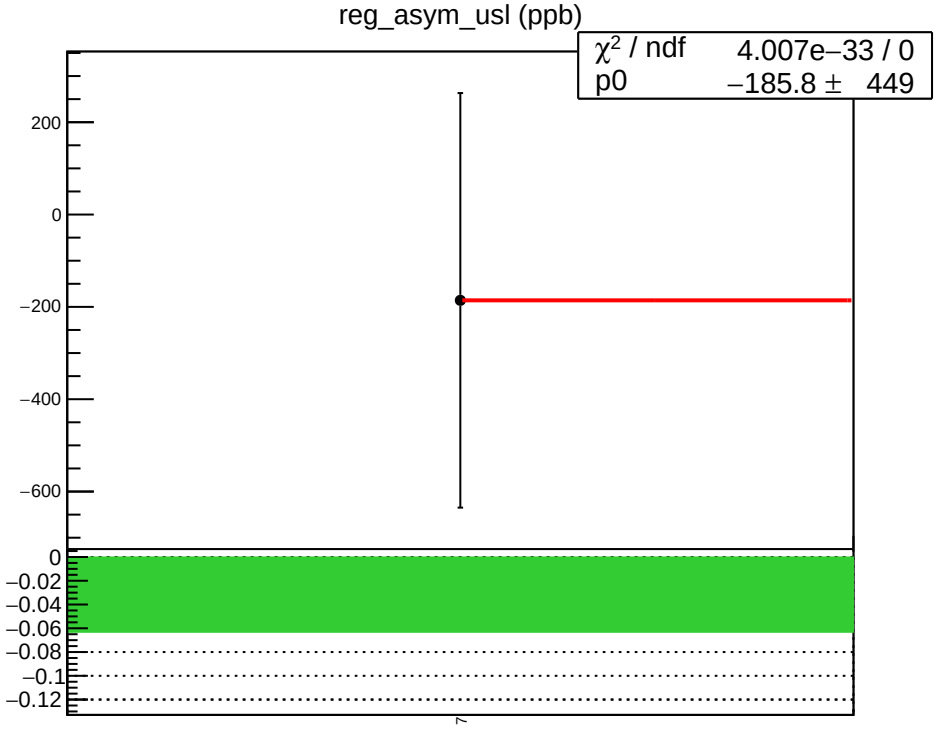
reg_asym_usl (ppb)
χ² / ndf 4.007e−33 / 0
p0 −185.8 ± 449
200
0
−200
−400
−600
0
−0.02
−0.04
−0.06
−0.08
−0.1
−0.12

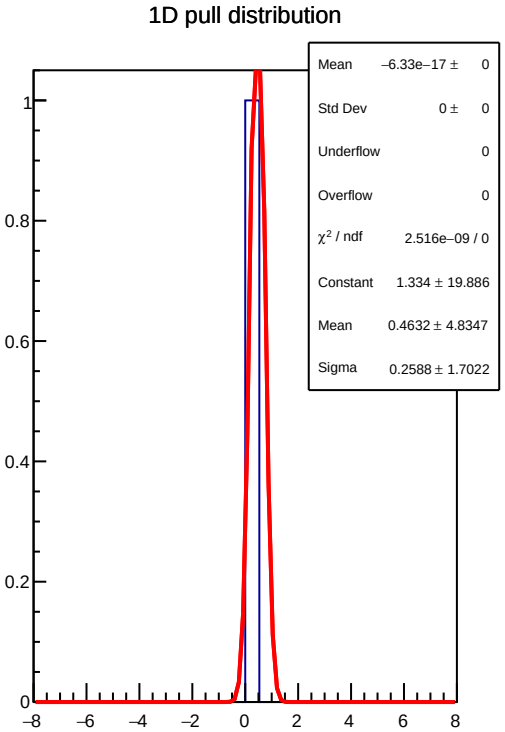
1D pull distribution
Mean −6.33e−17 ± 0
Std Dev 0 ± 0
Underflow 0
Overflow 0
χ² / ndf 2.516e−09 / 0
Constant 1.334 ± 19.886
Mean 0.4632 ± 4.8347
Sigma 0.2588 ± 1.7022
1
0.8
0.6
0.4
0.2
0
−8
−6
−4
−2
0
2
4
6
8

reg_asym_usl RMS (ppm)

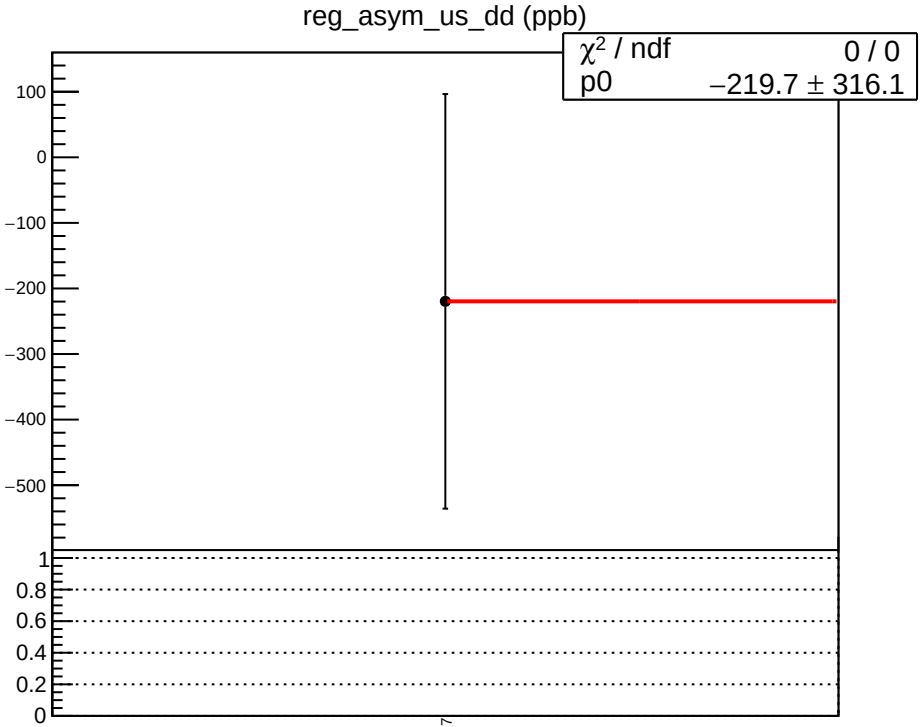
reg_asym_us_dd (ppb)
χ² / ndf 0 / 0
p0 −219.7 ± 316.1
100
0
−100
−200
−300
−400
−500
1
0.8
0.6
0.4
0.2
0

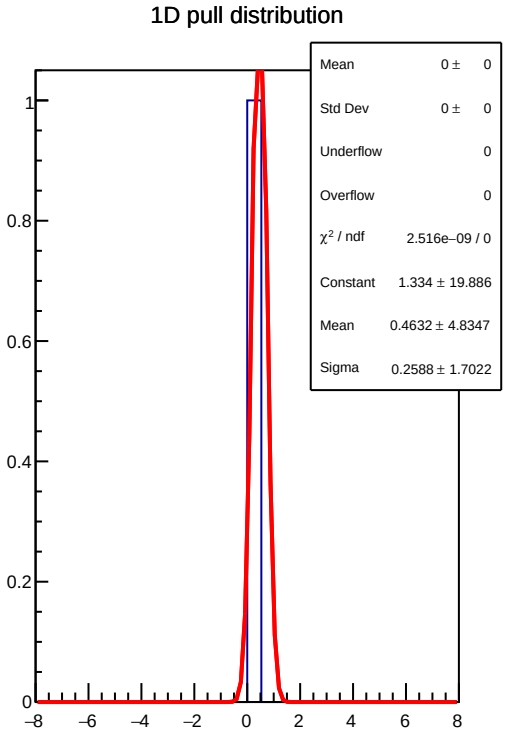
1D pull distribution
Mean 0 ± 0
Std Dev 0 ± 0
Underflow 0
Overflow 0
χ² / ndf 2.516e−09 / 0
Constant 1.334 ± 19.886
Mean 0.4632 ± 4.8347
Sigma 0.2588 ± 1.7022
1
0.8
0.6
0.4
0.2
0
−8
−6
−4
−2
0
2
4
6
8

reg_asym_us_dd RMS (ppm)