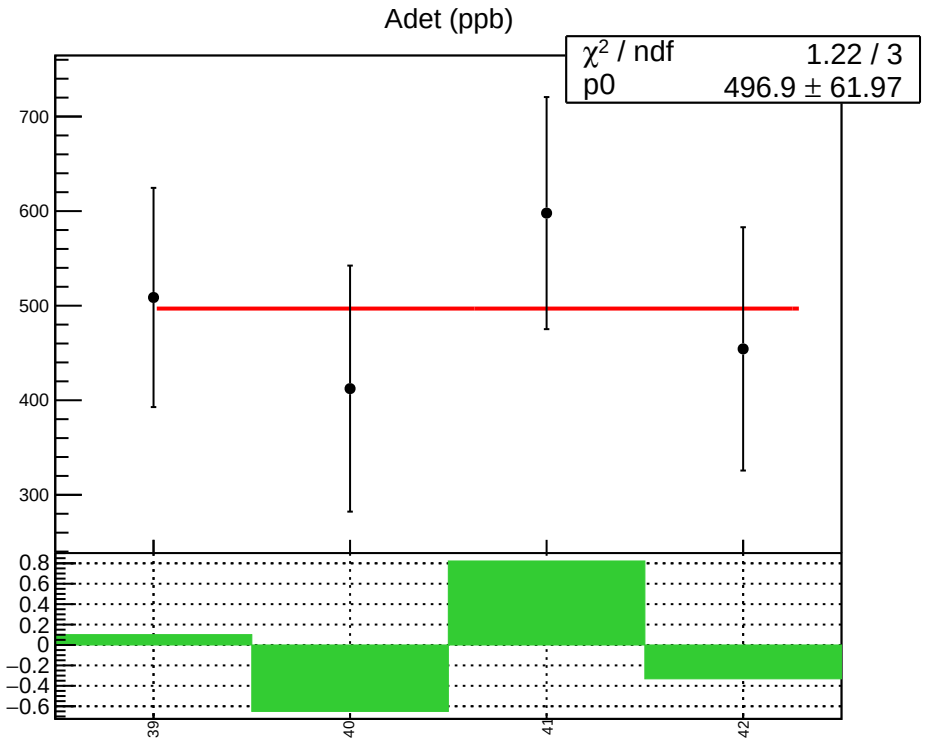
Adet (ppb)
χ² / ndf 1.22 / 3
p0 496.9 ± 61.97
700
600
500
400
300
0.8
0.6
0.4
0.2
0
−0.2
−0.4
−0.6
39
40
41
42

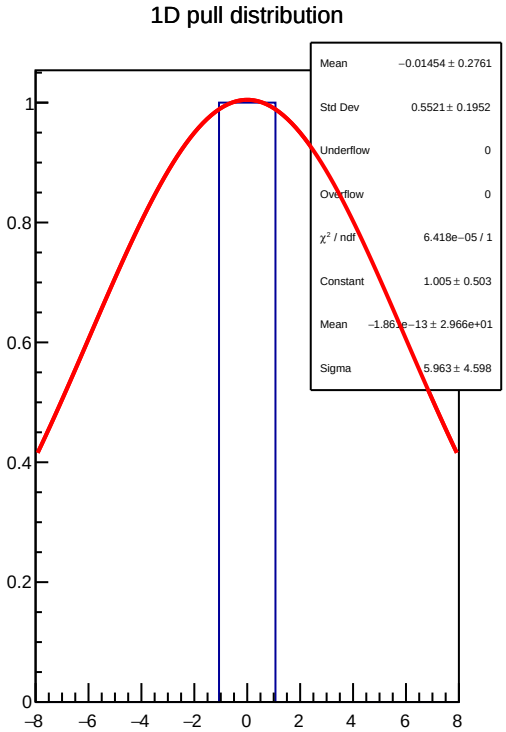
1D pull distribution
Mean −0.01454 ± 0.2761
Std Dev 0.5521 ± 0.1952
Underflow 0
Overflow 0
χ² / ndf 6.418e−05 / 1
Constant 1.005 ± 0.503
Mean −1.861e−13 ± 2.966e+01
Sigma 5.963 ± 4.598
1
0.8
0.6
0.4
0.2
0
−8
−6
−4
−2
0
2
4
6
8

Adet RMS (ppm)

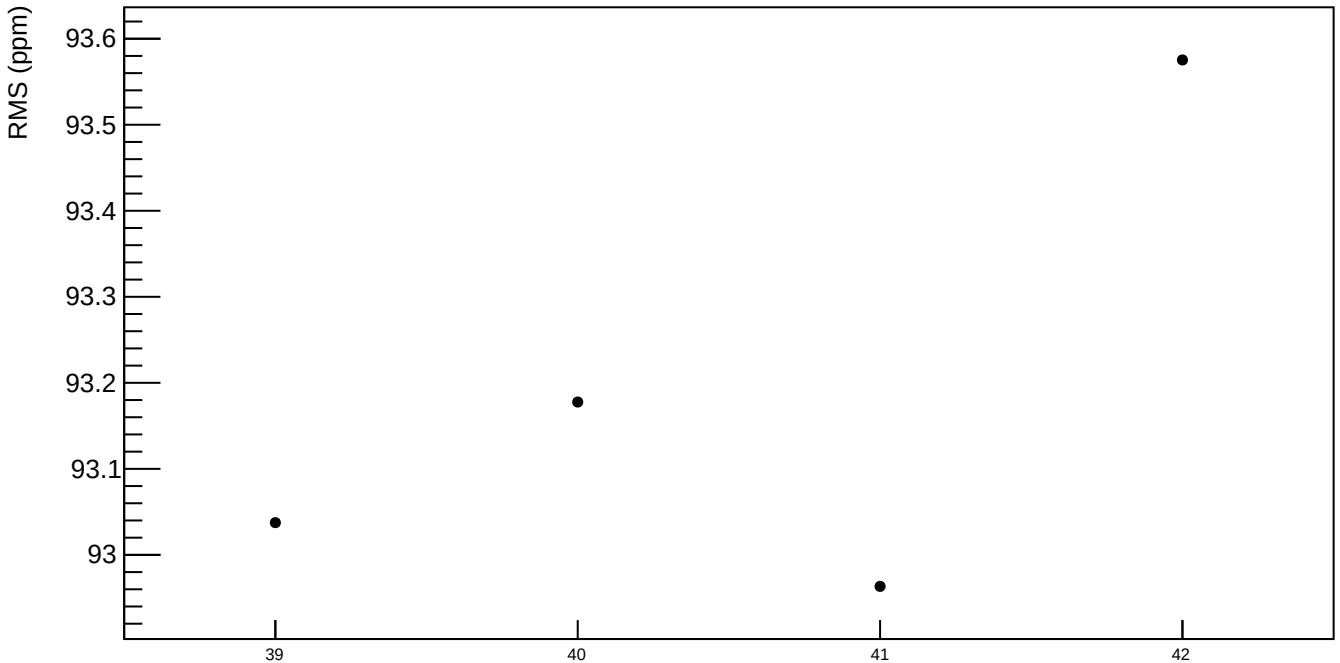

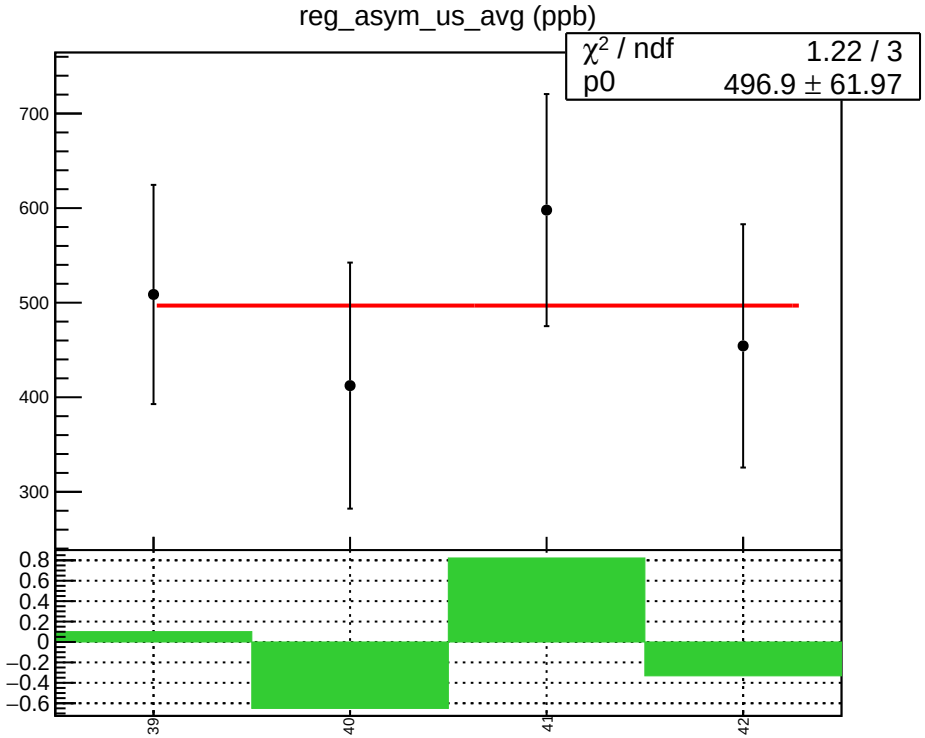
reg_asym_us_avg (ppb)
χ² / ndf 1.22 / 3
p0 496.9 ± 61.97
700
600
500
400
300
0.8
0.6
0.4
0.2
0
−0.2
−0.4
−0.6
39
40
41
42

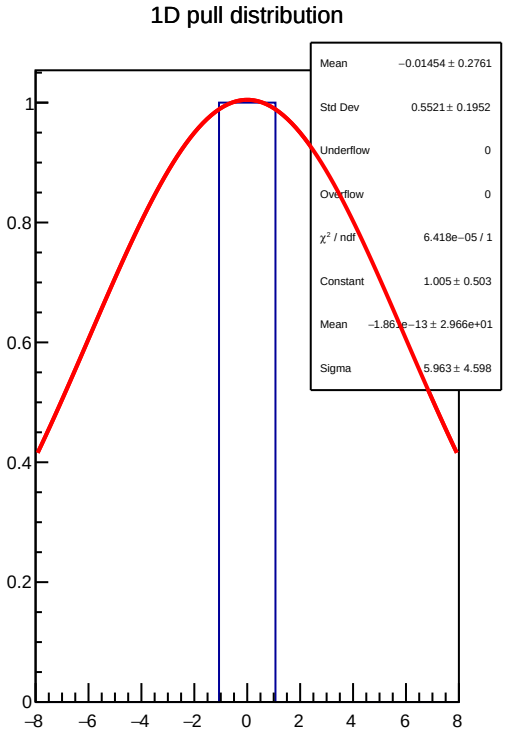
1D pull distribution
Mean −0.01454 ± 0.2761
Std Dev 0.5521 ± 0.1952
Underflow 0
Overflow 0
χ² / ndf 6.418e−05 / 1
Constant 1.005 ± 0.503
Mean −1.861e−13 ± 2.966e+01
Sigma 5.963 ± 4.598
1
0.8
0.6
0.4
0.2
0
−8
−6
−4
−2
0
2
4
6
8

reg_asym_us_avg RMS (ppm)

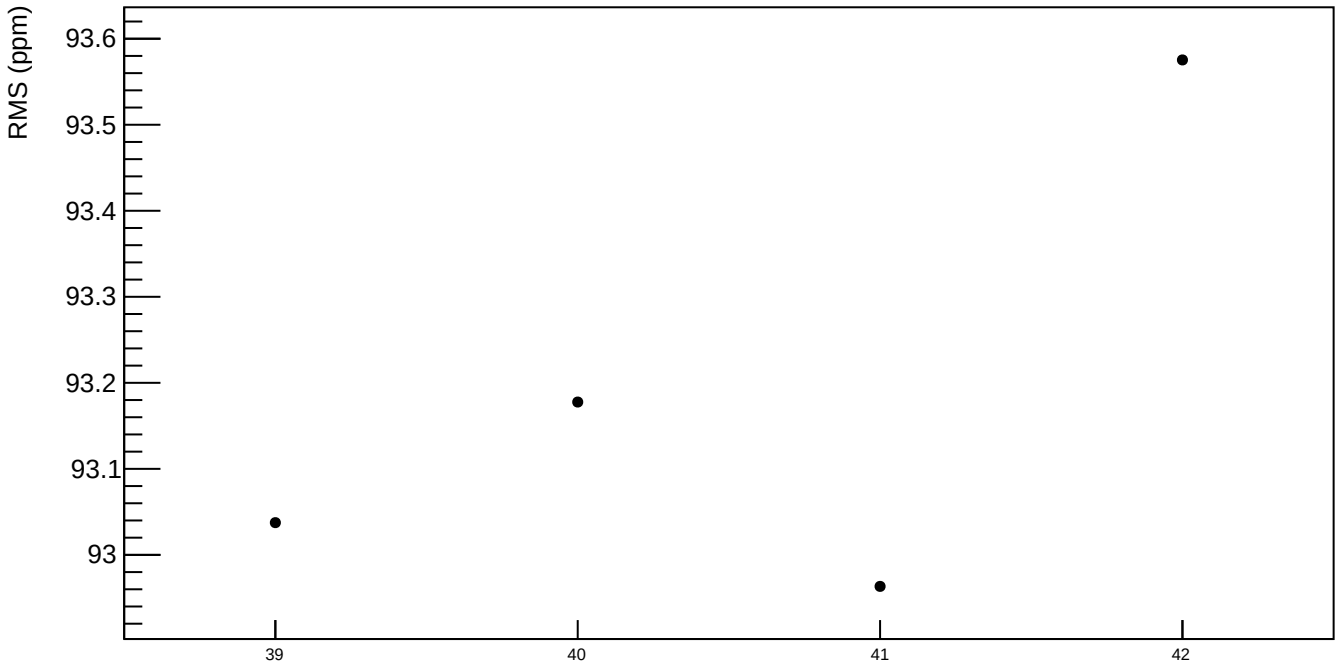

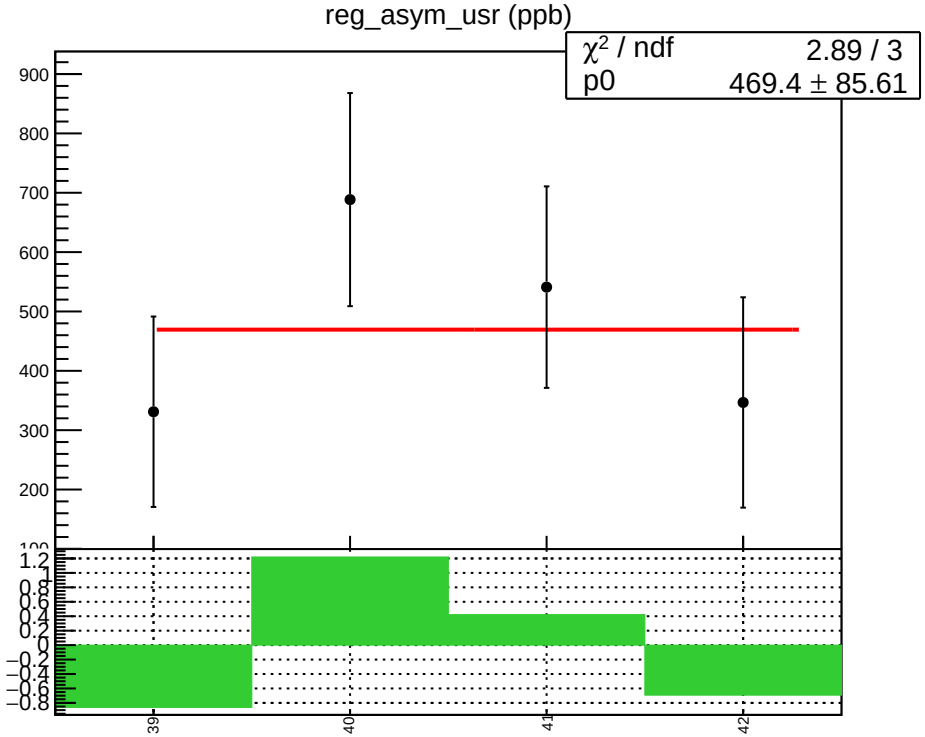
reg_asym_usr (ppb)
χ² / ndf 2.89 / 3
p0 469.4 ± 85.61
900
800
700
600
500
400
300
200
100
1.2
1
0.8
0.6
0.4
0.2
0
−0.2
−0.4
−0.6
−0.8
39
40
41
42

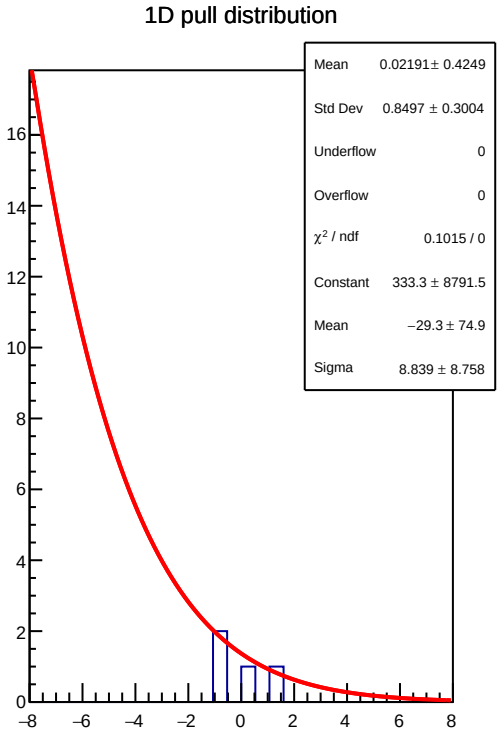
1D pull distribution
Mean 0.02191 ± 0.4249
Std Dev 0.8497 ± 0.3004
Underflow 0
Overflow 0
χ² / ndf 0.1015 / 0
Constant 333.3 ± 8791.5
Mean −29.3 ± 74.9
Sigma 8.839 ± 8.758
16
14
12
10
8
6
4
2
0
−8
−6
−4
−2
0
2
4
6
8

reg_asym_usr RMS (ppm)

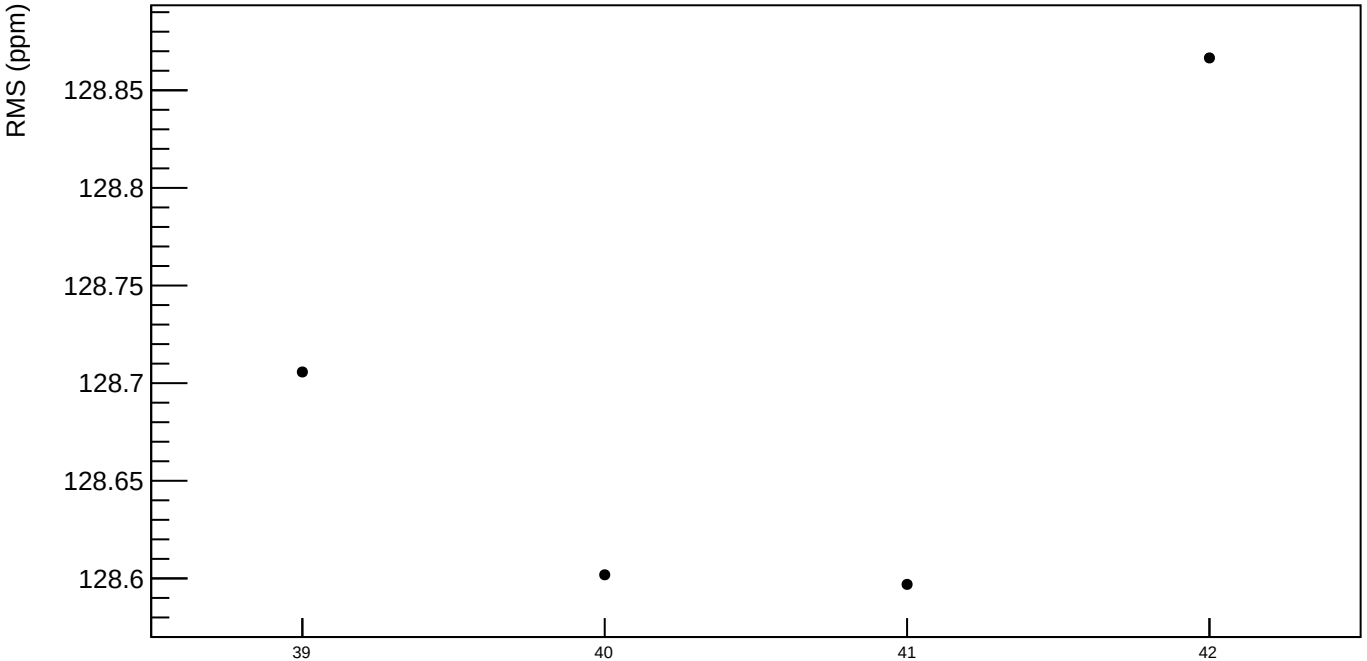

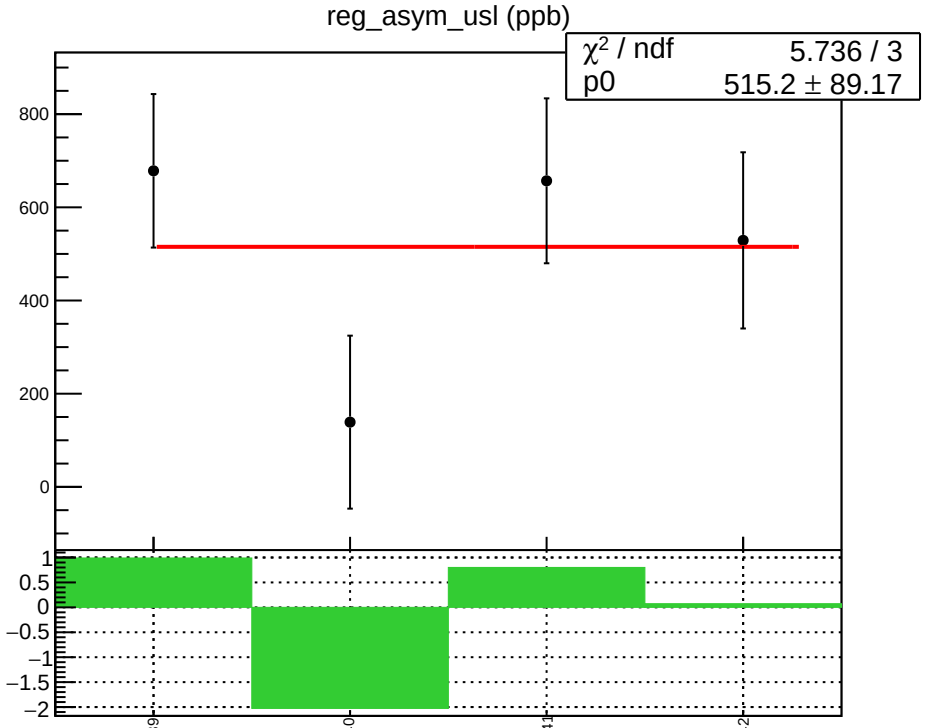
reg_asym_usl (ppb)
χ² / ndf 5.736 / 3
p0 515.2 ± 89.17
800
600
400
200
0
1
0.5
0
−0.5
−1
−1.5
−2
39
40
41
42

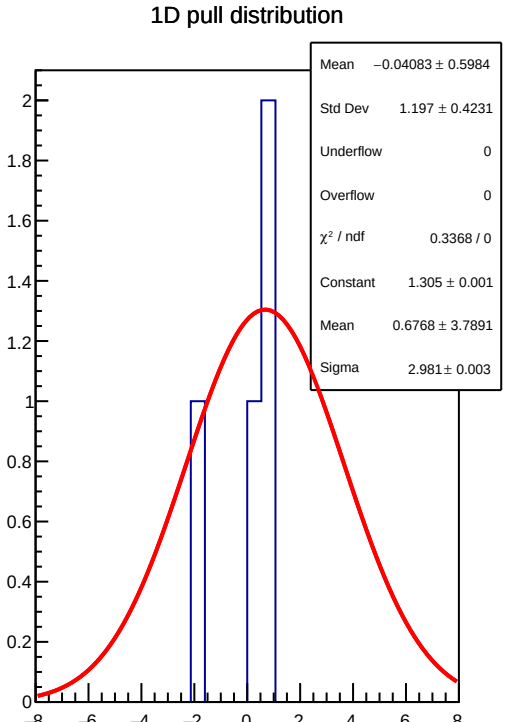
1D pull distribution
Mean −0.04083 ± 0.5984
Std Dev 1.197 ± 0.4231
Underflow 0
Overflow 0
χ² / ndf 0.3368 / 0
Constant 1.305 ± 0.001
Mean 0.6768 ± 3.7891
Sigma 2.981 ± 0.003
2
1.8
1.6
1.4
1.2
1
0.8
0.6
0.4
0.2
0
−8
−6
−4
−2
0
2
4
6
8

reg_asym_usl RMS (ppm)

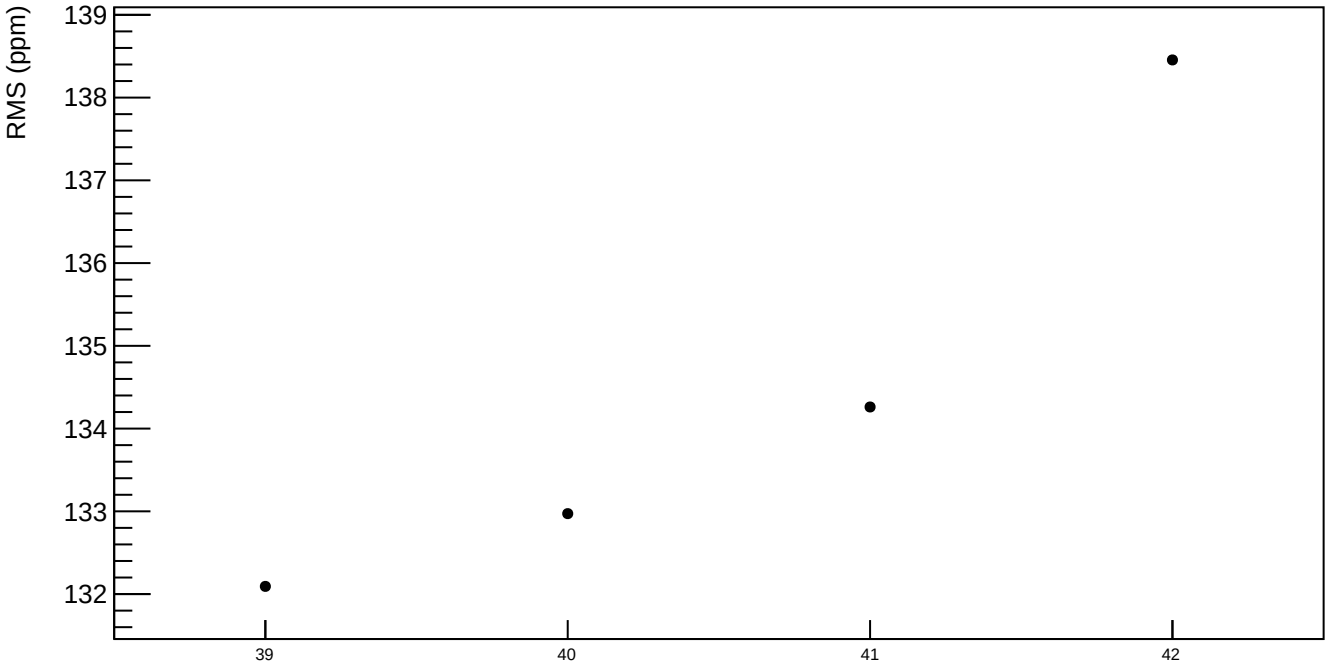

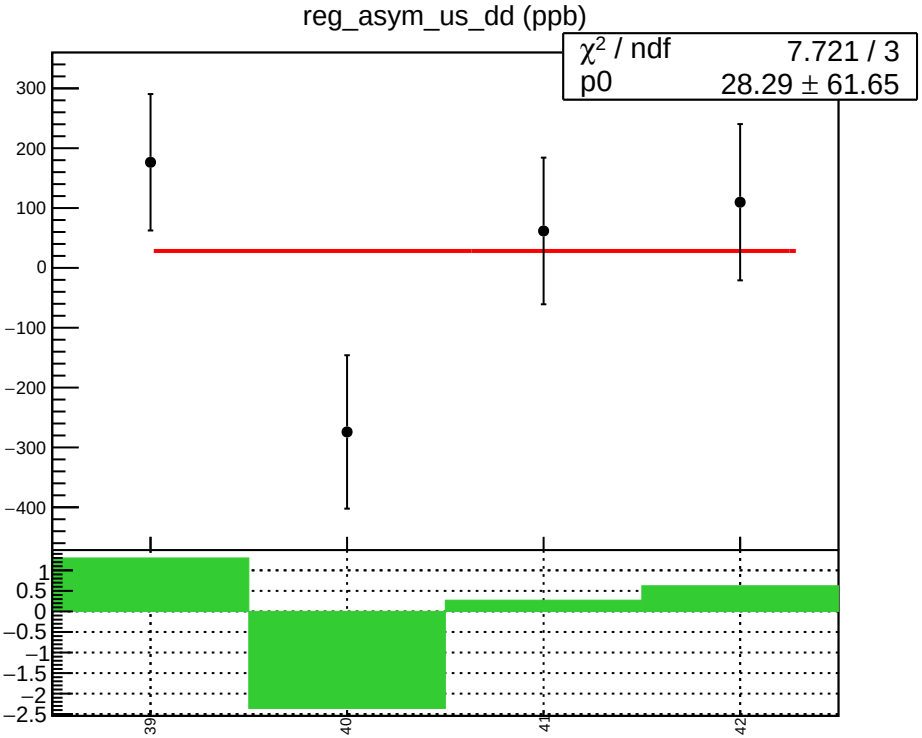
reg_asym_us_dd (ppb)
χ² / ndf 7.721 / 3
p0 28.29 ± 61.65
300
200
100
0
−100
−200
−300
−400
1
0.5
0
−0.5
−1
−1.5
−2
−2.5
39
40
41
42

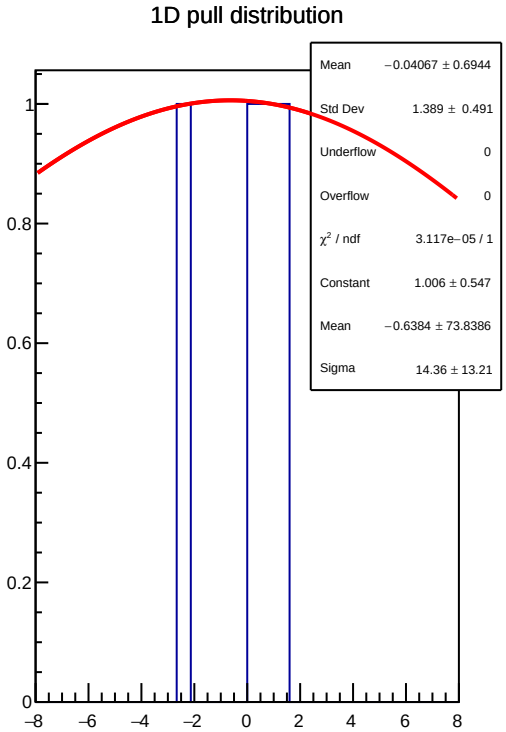
1D pull distribution
Mean −0.04067 ± 0.6944
Std Dev 1.389 ± 0.491
Underflow 0
Overflow 0
χ² / ndf 3.117e−05 / 1
Constant 1.006 ± 0.547
Mean −0.6384 ± 73.8386
Sigma 14.36 ± 13.21
1
0.8
0.6
0.4
0.2
0
−8
−6
−4
−2
0
2
4
6
8
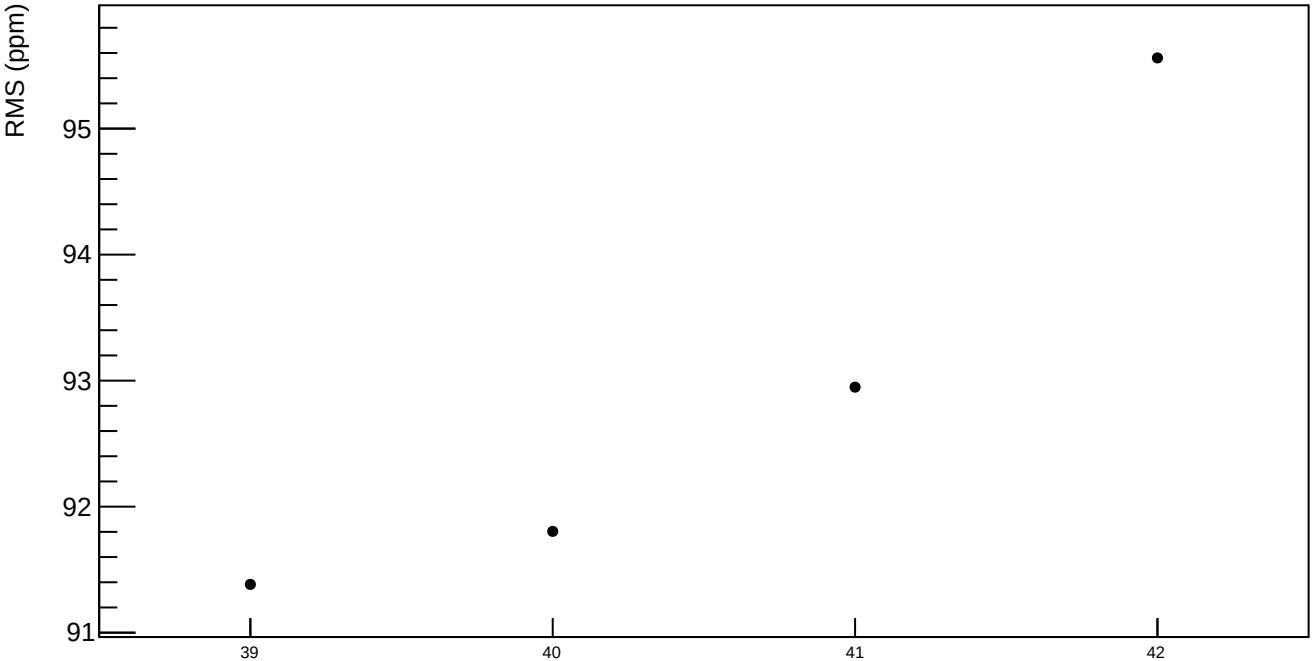
reg_asym_us_dd RMS (ppm)