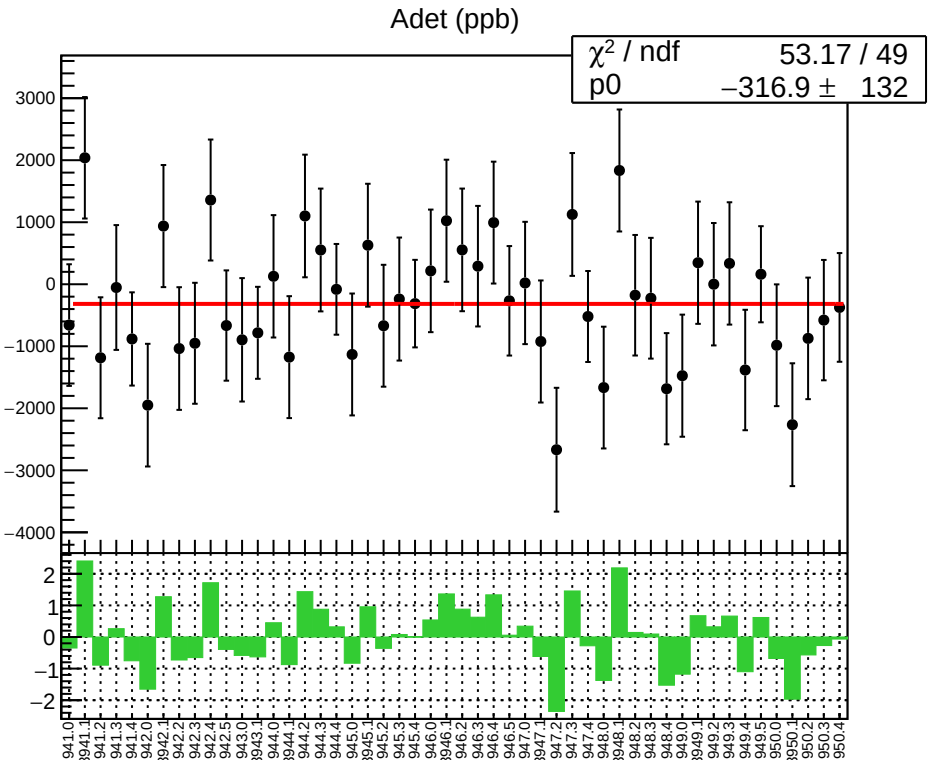
Adet (ppb)
χ² / ndf 53.17 / 49
p0 −316.9 ± 132
3000
2000
1000
0
−1000
−2000
−3000
−4000
2
1
0
−1
−2
3941.0
3941.1
3941.2
3941.3
3941.4
3942.0
3942.1
3942.2
3942.3
3942.4
3942.5
3943.0
3943.1
3944.0
3944.1
3944.2
3944.3
3944.4
3945.0
3945.1
3945.2
3945.3
3945.4
3946.0
3946.1
3946.2
3946.3
3946.4
3946.5
3947.0
3947.1
3947.2
3947.3
3947.4
3948.0
3948.1
3948.2
3948.3
3948.4
3949.0
3949.1
3949.2
3949.3
3949.4
3949.5
3950.0
3950.1
3950.2
3950.3
3950.4

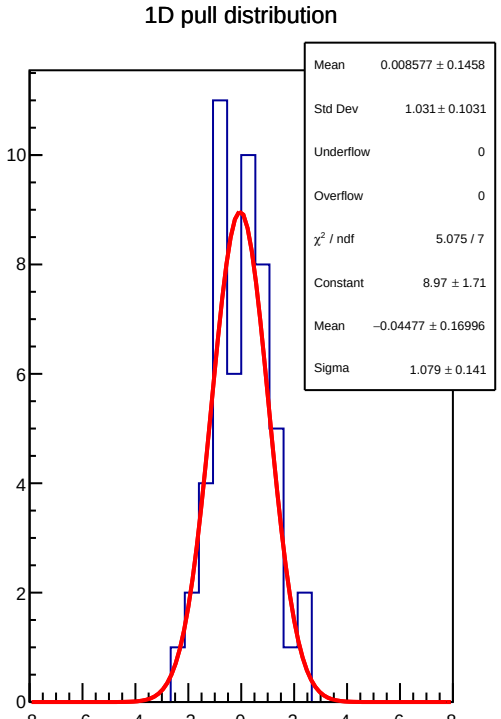
1D pull distribution
Mean 0.008577 ± 0.1458
Std Dev 1.031 ± 0.1031
Underflow 0
Overflow 0
χ² / ndf 5.075 / 7
Constant 8.97 ± 1.71
Mean −0.04477 ± 0.16996
Sigma 1.079 ± 0.141
10
8
6
4
2
0
−8
−6
−4
−2
0
2
4
6
8

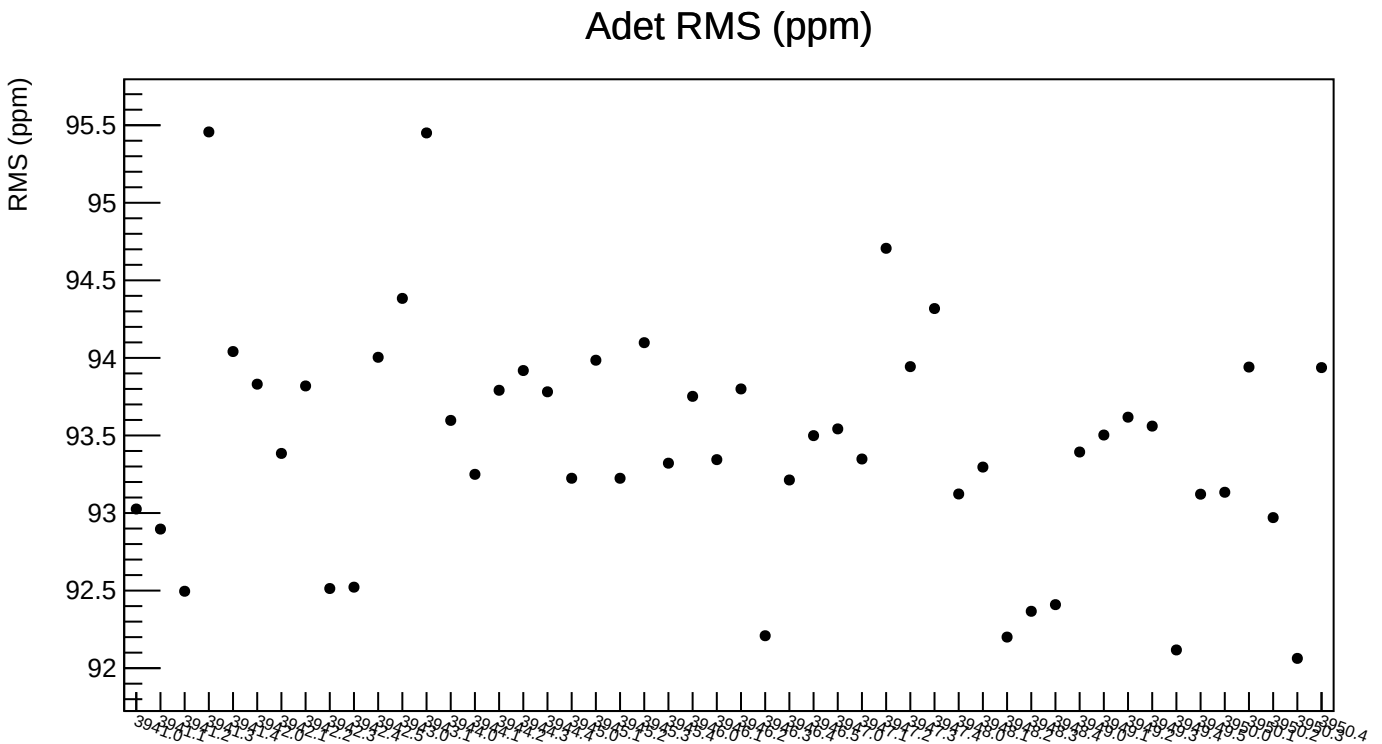
Adet RMS (ppm)
RMS (ppm)
95.5
95
94.5
94
93.5
93
92.5
92

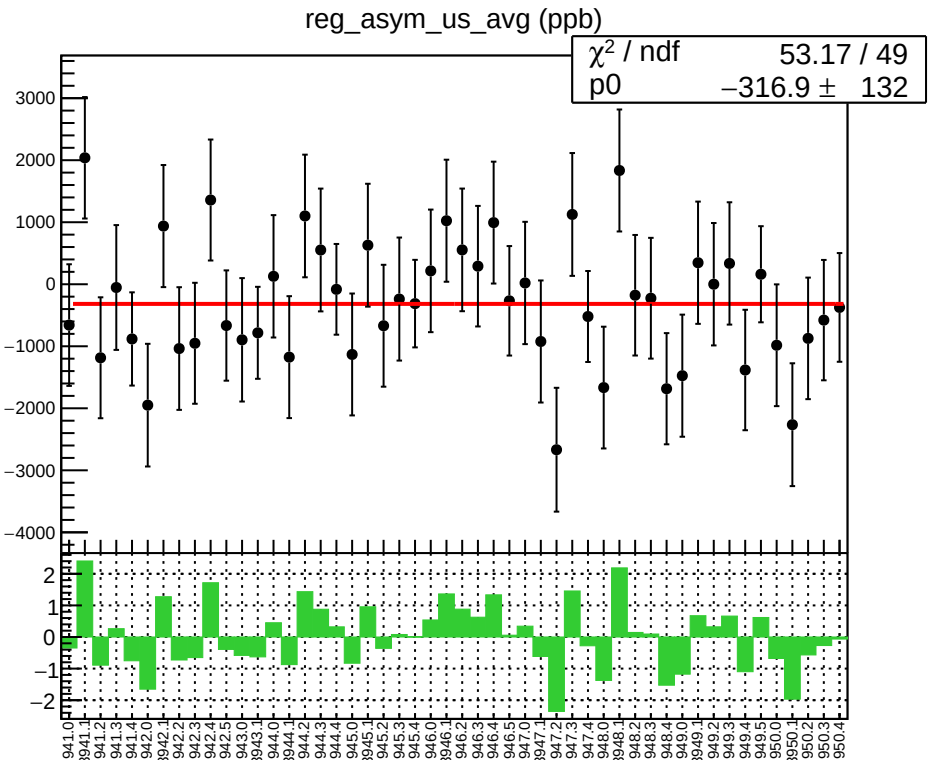
reg_asym_us_avg (ppb)
χ² / ndf 53.17 / 49
p0 −316.9 ± 132
3000
2000
1000
0
−1000
−2000
−3000
−4000
2
1
0
−1
−2
3941.0
3941.1
3941.2
3941.3
3941.4
3942.0
3942.1
3942.2
3942.3
3942.4
3942.5
3943.0
3943.1
3944.0
3944.1
3944.2
3944.3
3944.4
3945.0
3945.1
3945.2
3945.3
3945.4
3946.0
3946.1
3946.2
3946.3
3946.4
3946.5
3947.0
3947.1
3947.2
3947.3
3947.4
3948.0
3948.1
3948.2
3948.3
3948.4
3949.0
3949.1
3949.2
3949.3
3949.4
3949.5
3950.0
3950.1
3950.2
3950.3
3950.4

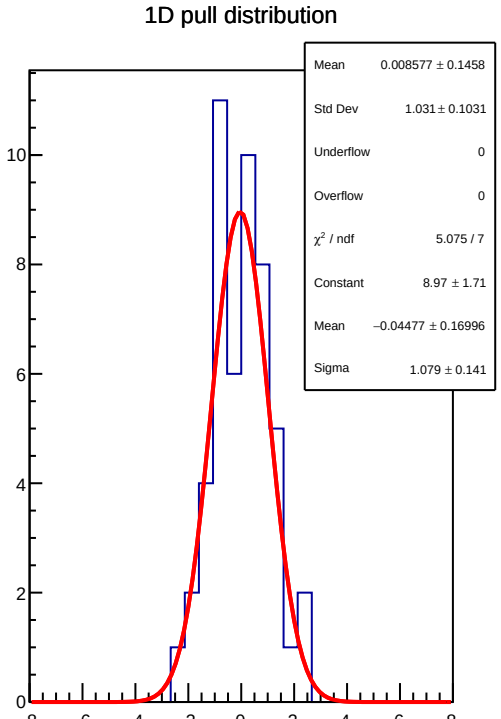
1D pull distribution
Mean 0.008577 ± 0.1458
Std Dev 1.031 ± 0.1031
Underflow 0
Overflow 0
χ² / ndf 5.075 / 7
Constant 8.97 ± 1.71
Mean −0.04477 ± 0.16996
Sigma 1.079 ± 0.141
10
8
6
4
2
0
−8
−6
−4
−2
0
2
4
6
8

reg_asym_us_avg RMS (ppm)

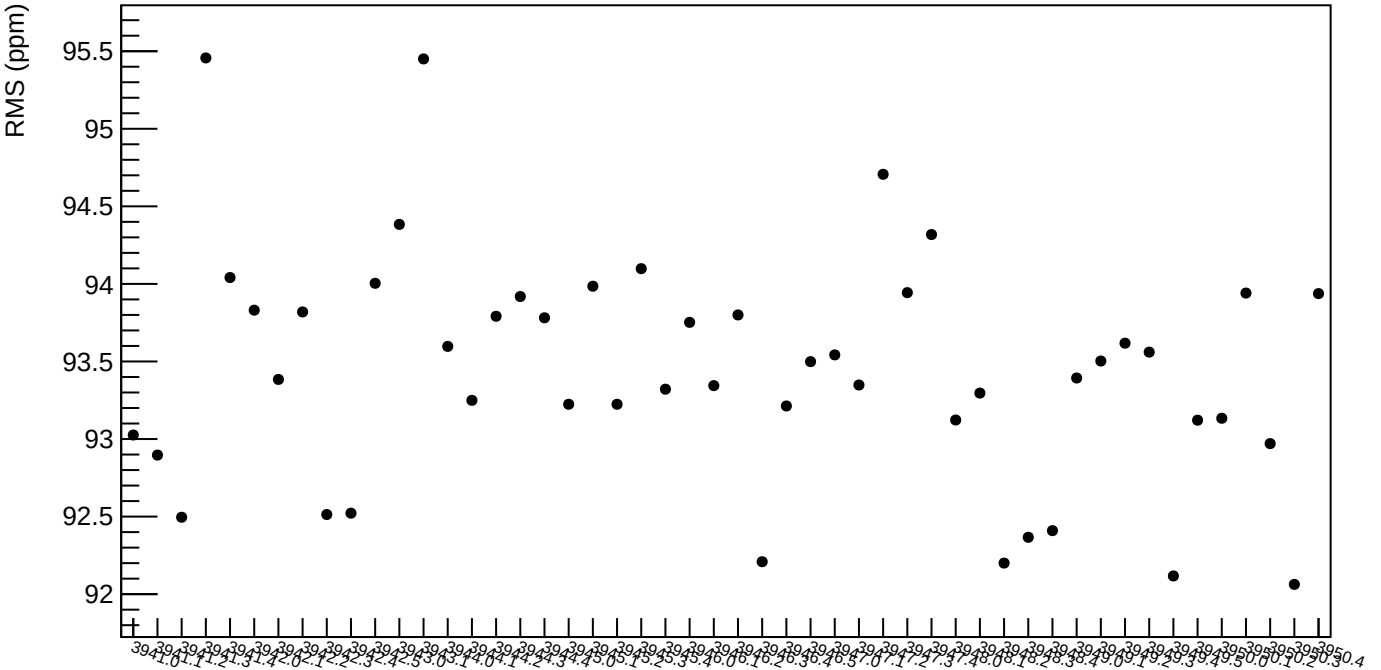

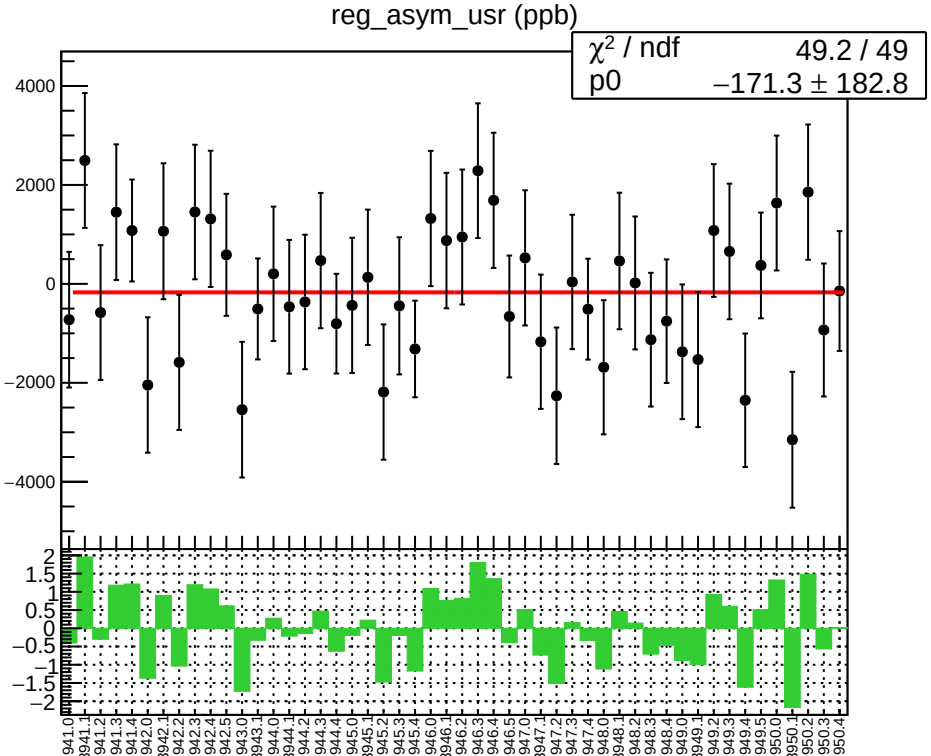
reg_asym_usr (ppb)
χ² / ndf 49.2 / 49
p0 −171.3 ± 182.8
4000
2000
0
−2000
−4000
2
1.5
1
0.5
0
−0.5
−1
−1.5
−2
3941.0
3941.1
3941.2
3941.3
3941.4
3942.0
3942.1
3942.2
3942.3
3942.4
3942.5
3943.0
3943.1
3944.0
3944.1
3944.2
3944.3
3944.4
3945.0
3945.1
3945.2
3945.3
3945.4
3946.0
3946.1
3946.2
3946.3
3946.4
3946.5
3947.0
3947.1
3947.2
3947.3
3947.4
3948.0
3948.1
3948.2
3948.3
3948.4
3949.0
3949.1
3949.2
3949.3
3949.4
3949.5
3950.0
3950.1
3950.2
3950.3
3950.4

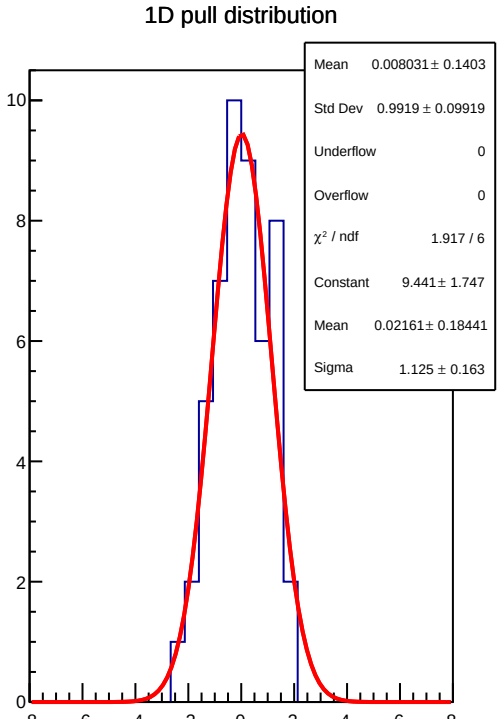
1D pull distribution
Mean 0.008031 ± 0.1403
Std Dev 0.9919 ± 0.09919
Underflow 0
Overflow 0
χ² / ndf 1.917 / 6
Constant 9.441 ± 1.747
Mean 0.02161 ± 0.18441
Sigma 1.125 ± 0.163
10
8
6
4
2
0
−8
−6
−4
−2
0
2
4
6
8

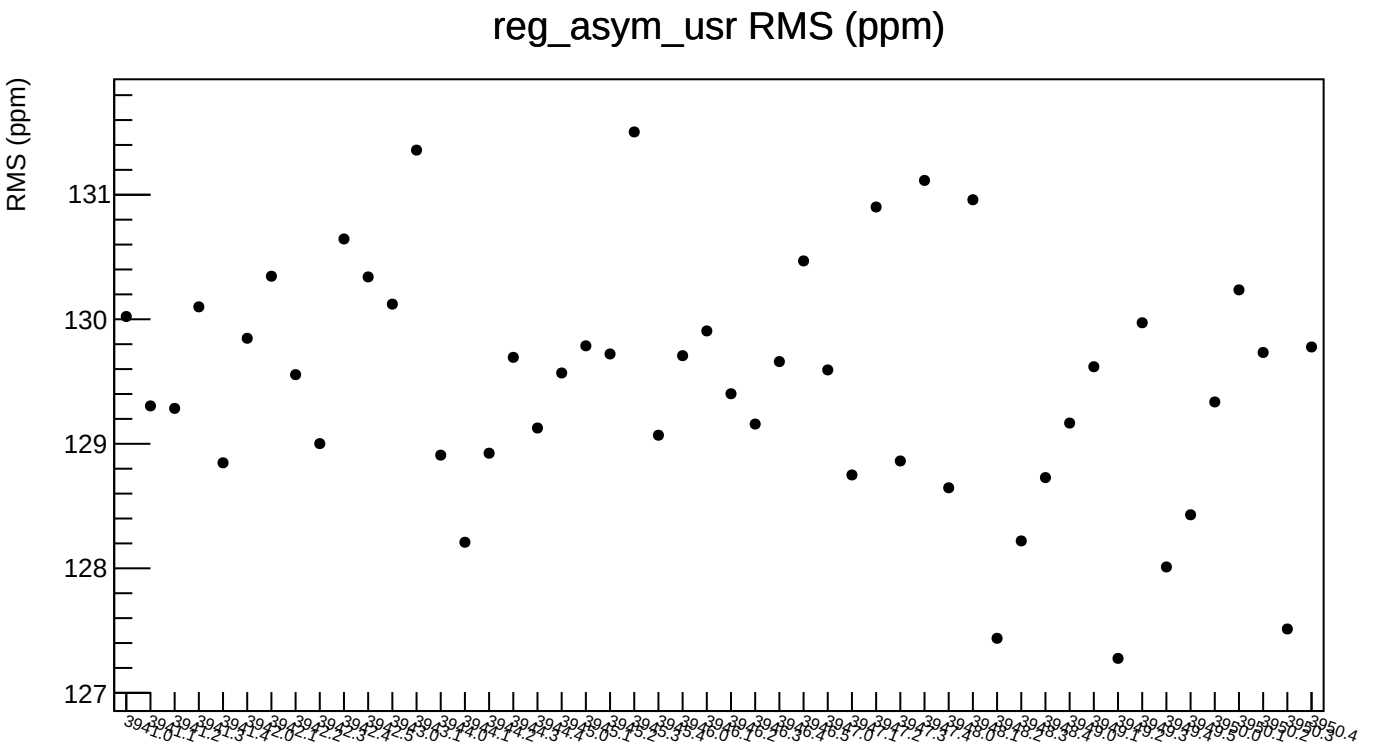
reg_asym_usr RMS (ppm)
RMS (ppm)
131
130
129
128
127

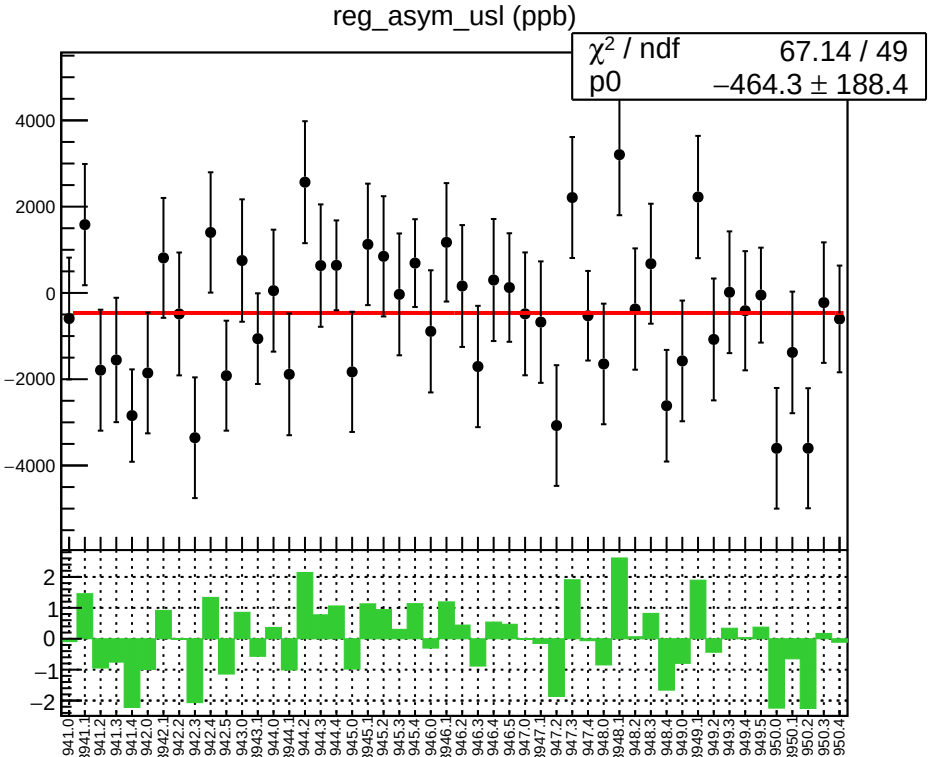
reg_asym_usl (ppb)
χ² / ndf 67.14 / 49
p0 −464.3 ± 188.4
4000
2000
0
−2000
−4000
2
1
0
−1
−2
3941.0
3941.1
3941.2
3941.3
3941.4
3942.0
3942.1
3942.2
3942.3
3942.4
3942.5
3943.0
3943.1
3944.0
3944.1
3944.2
3944.3
3944.4
3945.0
3945.1
3945.2
3945.3
3945.4
3946.0
3946.1
3946.2
3946.3
3946.4
3946.5
3947.0
3947.1
3947.2
3947.3
3947.4
3948.0
3948.1
3948.2
3948.3
3948.4
3949.0
3949.1
3949.2
3949.3
3949.4
3949.5
3950.0
3950.1
3950.2
3950.3
3950.4

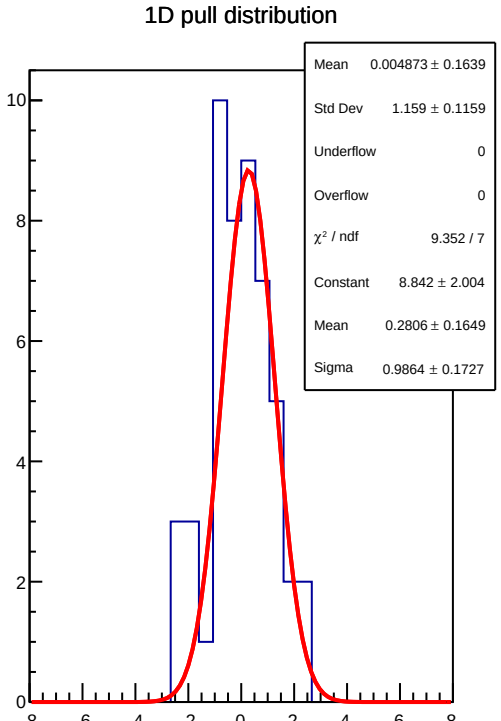
1D pull distribution
Mean 0.004873 ± 0.1639
Std Dev 1.159 ± 0.1159
Underflow 0
Overflow 0
χ² / ndf 9.352 / 7
Constant 8.842 ± 2.004
Mean 0.2806 ± 0.1649
Sigma 0.9864 ± 0.1727
10
8
6
4
2
0
−8
−6
−4
−2
0
2
4
6
8

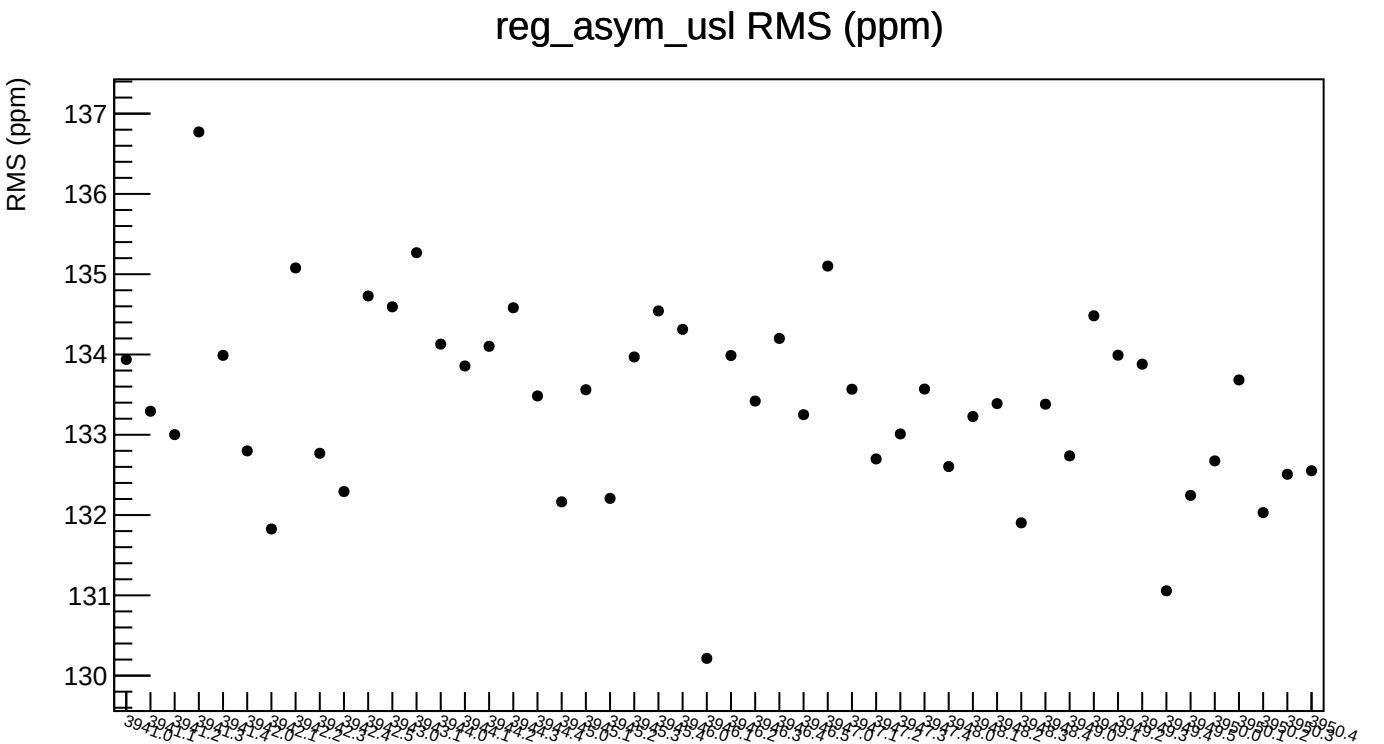
reg_asym_usl RMS (ppm)
RMS (ppm)
137
136
135
134
133
132
131
130

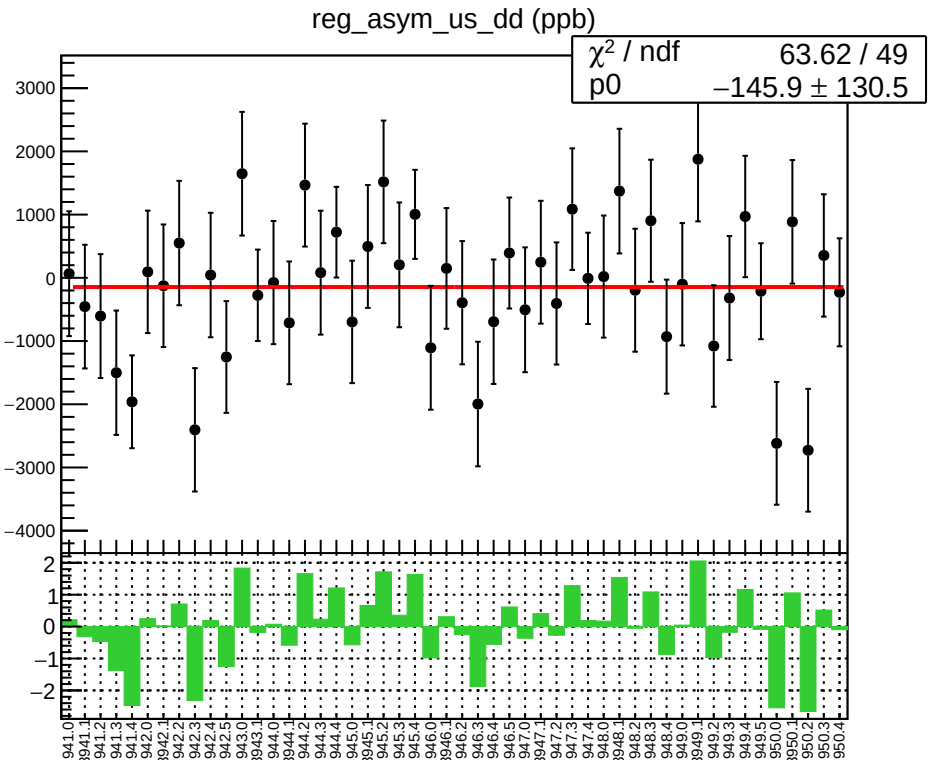
reg_asym_us_dd (ppb)
χ² / ndf 63.62 / 49
p0 −145.9 ± 130.5
3000
2000
1000
0
−1000
−2000
−3000
−4000
2
1
0
−1
−2
3941.0
3941.1
3941.2
3941.3
3941.4
3942.0
3942.1
3942.2
3942.3
3942.4
3942.5
3943.0
3943.1
3944.0
3944.1
3944.2
3944.3
3944.4
3945.0
3945.1
3945.2
3945.3
3945.4
3946.0
3946.1
3946.2
3946.3
3946.4
3946.5
3947.0
3947.1
3947.2
3947.3
3947.4
3948.0
3948.1
3948.2
3948.3
3948.4
3949.0
3949.1
3949.2
3949.3
3949.4
3949.5
3950.0
3950.1
3950.2
3950.3
3950.4

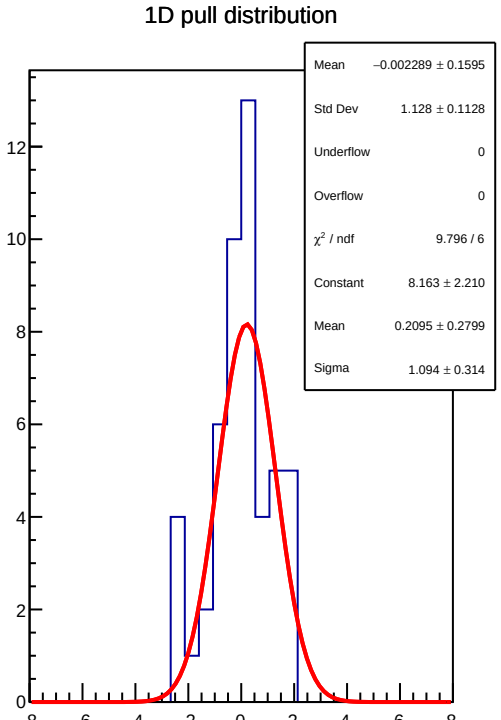
1D pull distribution
Mean −0.002289 ± 0.1595
Std Dev 1.128 ± 0.1128
Underflow 0
Overflow 0
χ² / ndf 9.796 / 6
Constant 8.163 ± 2.210
Mean 0.2095 ± 0.2799
Sigma 1.094 ± 0.314
12
10
8
6
4
2
0
−8
−6
−4
−2
0
2
4
6
8
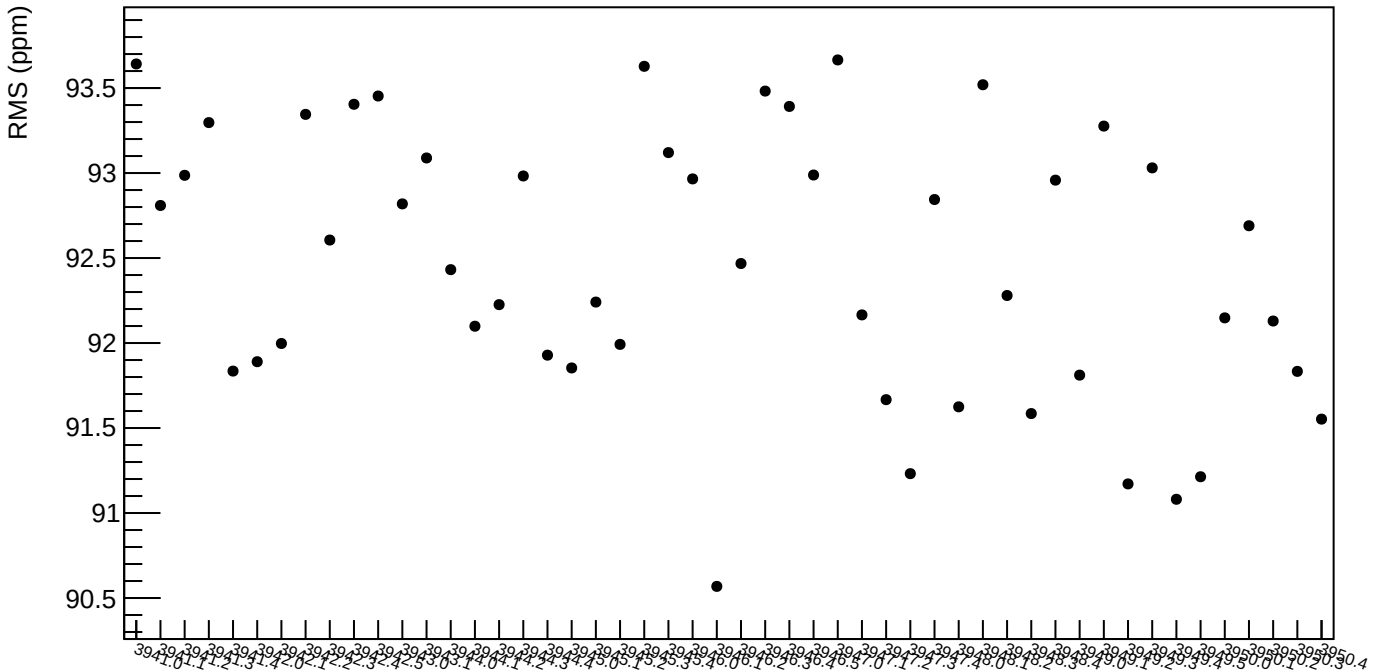
reg_asym_us_dd RMS (ppm)