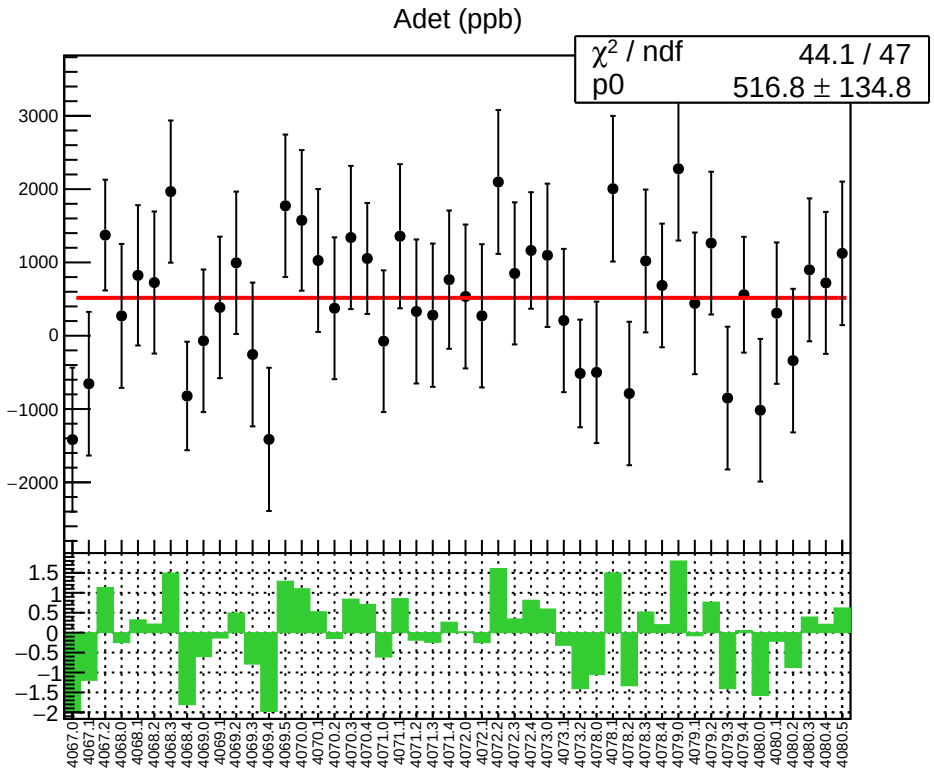
Adet (ppb)
χ² / ndf 44.1 / 47
p0 516.8 ± 134.8
3000
2000
1000
0
−1000
−2000
1.5
1
0.5
0
−0.5
−1
−1.5
−2
4067.0
4067.1
4067.2
4068.0
4068.1
4068.2
4068.3
4068.4
4069.0
4069.1
4069.2
4069.3
4069.4
4069.5
4070.0
4070.1
4070.2
4070.3
4070.4
4071.0
4071.1
4071.2
4071.3
4071.4
4072.0
4072.1
4072.2
4072.3
4072.4
4073.0
4073.1
4073.2
4078.0
4078.1
4078.2
4078.3
4078.4
4079.0
4079.1
4079.2
4079.3
4079.4
4080.0
4080.1
4080.2
4080.3
4080.4
4080.5

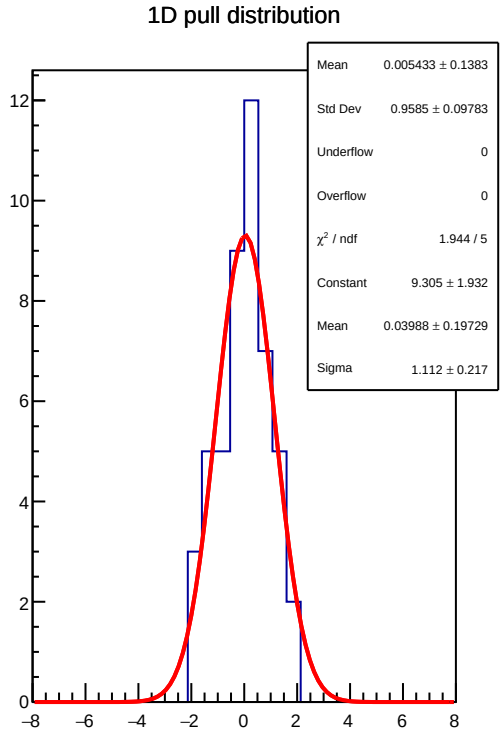
1D pull distribution
Mean 0.005433 ± 0.1383
Std Dev 0.9585 ± 0.09783
Underflow 0
Overflow 0
χ² / ndf 1.944 / 5
Constant 9.305 ± 1.932
Mean 0.03988 ± 0.19729
Sigma 1.112 ± 0.217
12
10
8
6
4
2
0
−8
−6
−4
−2
0
2
4
6
8

Adet RMS (ppm)

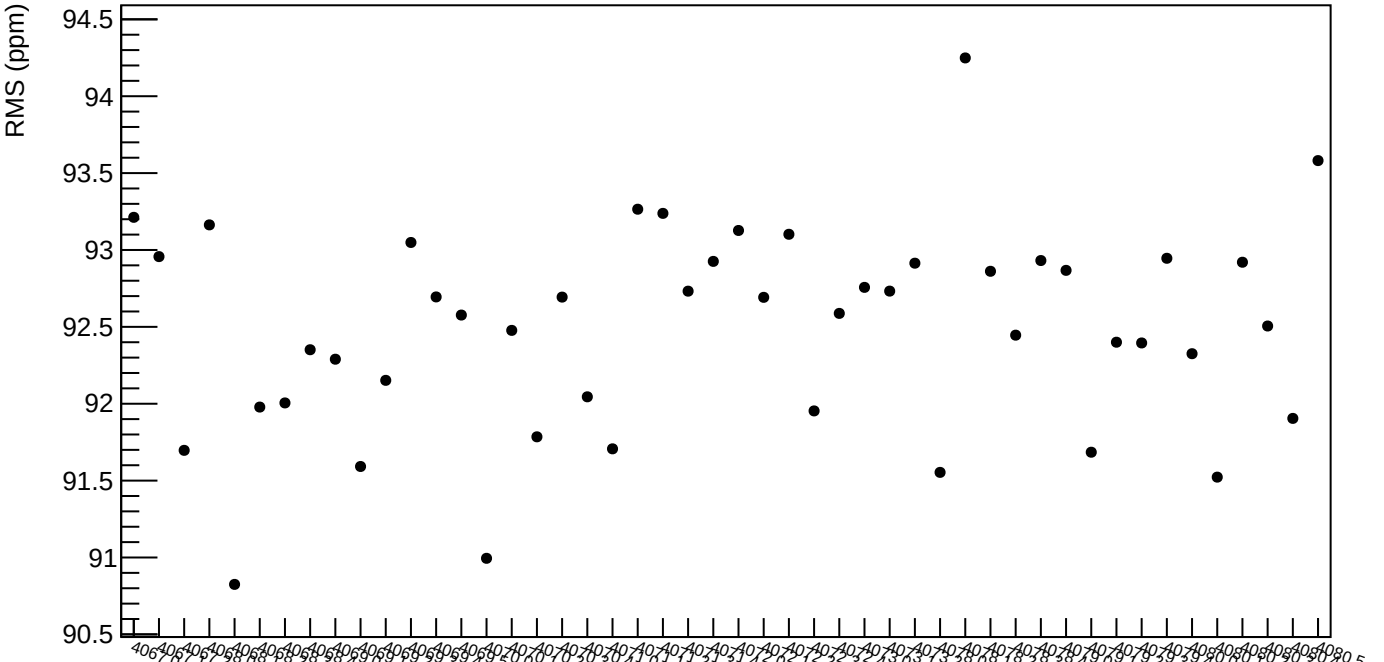

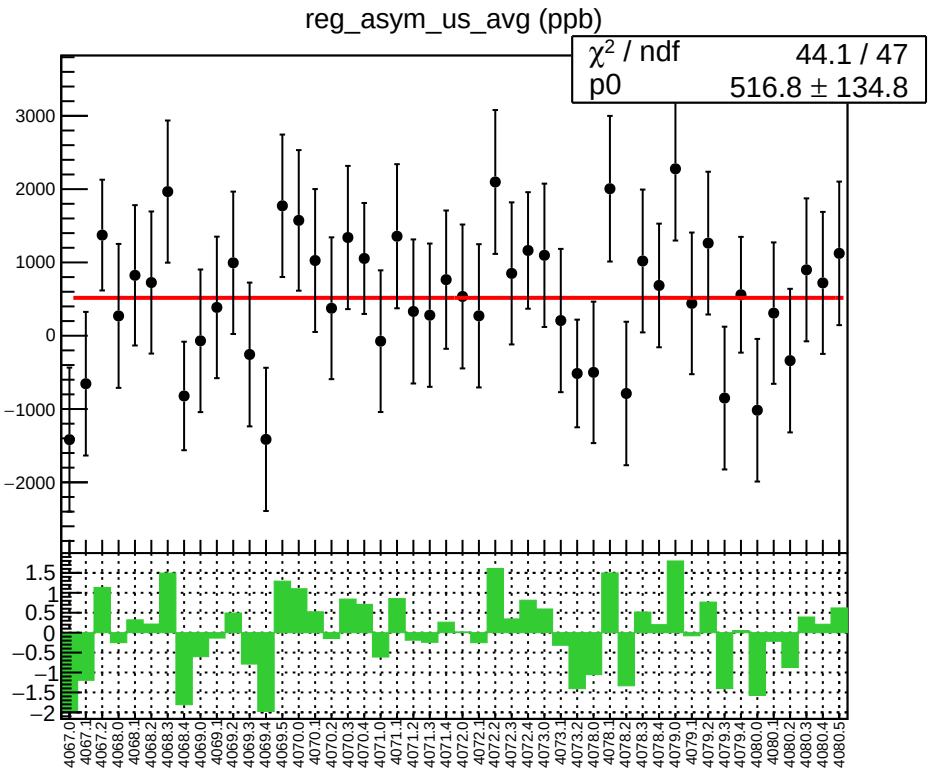
reg_asym_us_avg (ppb)
χ² / ndf 44.1 / 47
p0 516.8 ± 134.8

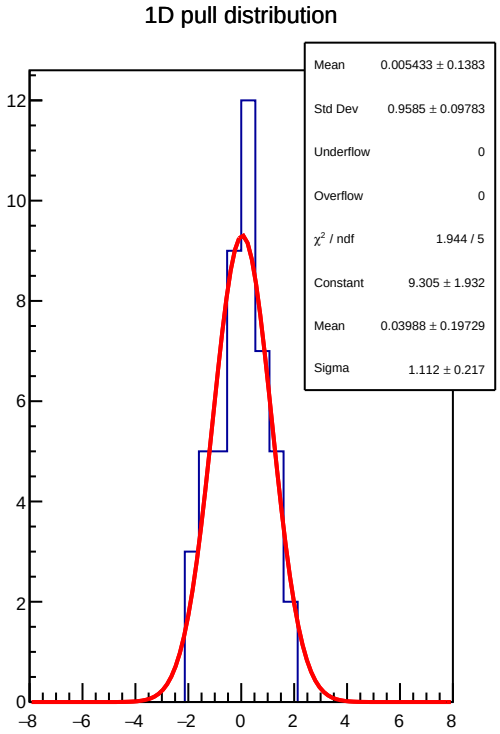
1D pull distribution
Mean 0.005433 ± 0.1383
Std Dev 0.9585 ± 0.09783
Underflow 0
Overflow 0
χ² / ndf 1.944 / 5
Constant 9.305 ± 1.932
Mean 0.03988 ± 0.19729
Sigma 1.112 ± 0.217

reg_asym_us_avg RMS (ppm)

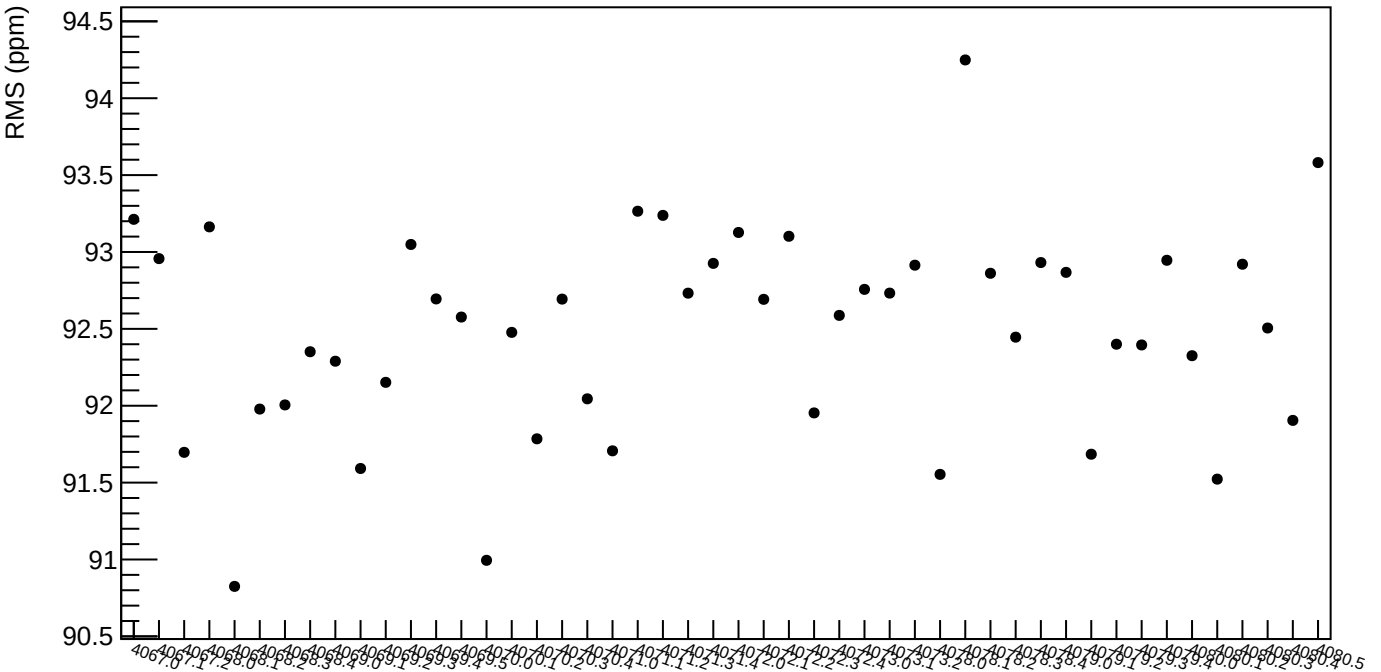

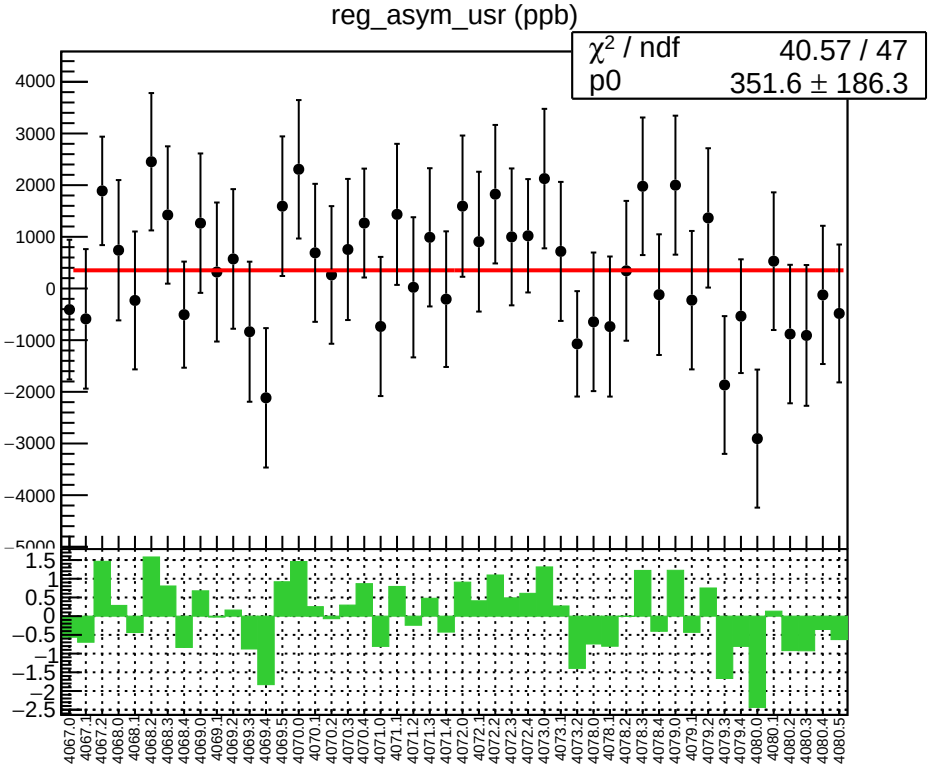
reg_asym_usr (ppb)
χ² / ndf 40.57 / 47
p0 351.6 ± 186.3

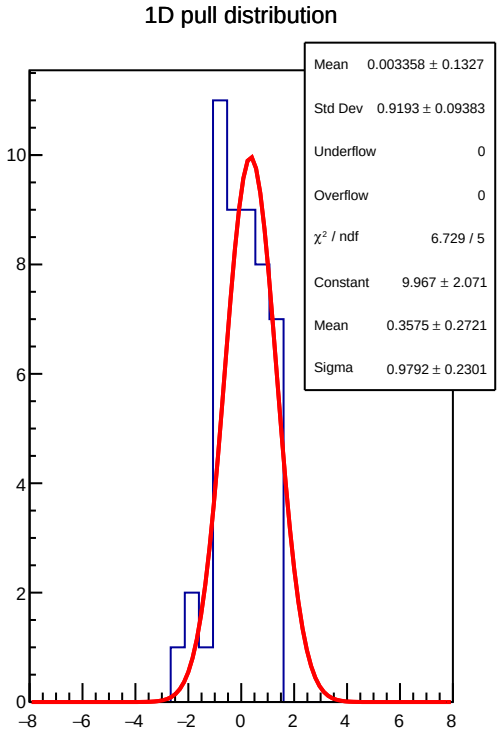
1D pull distribution
Mean 0.003358 ± 0.1327
Std Dev 0.9193 ± 0.09383
Underflow 0
Overflow 0
χ² / ndf 6.729 / 5
Constant 9.967 ± 2.071
Mean 0.3575 ± 0.2721
Sigma 0.9792 ± 0.2301

reg_asym_usr RMS (ppm)

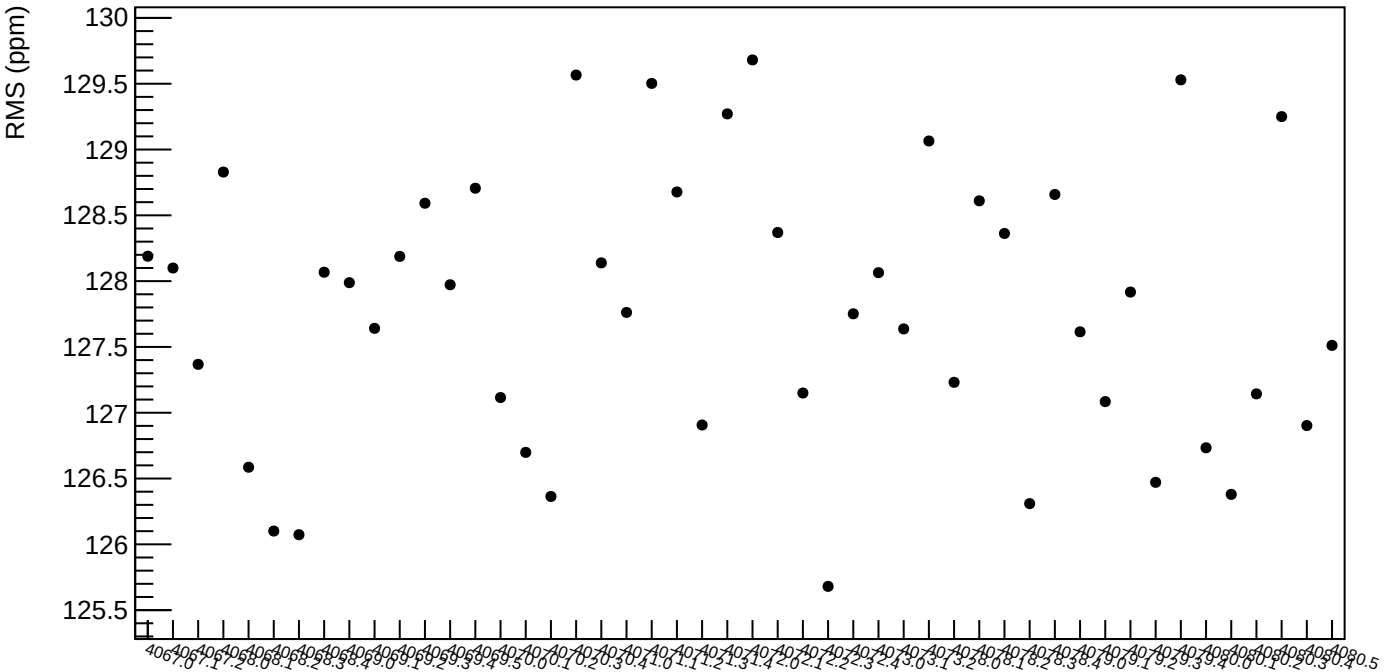

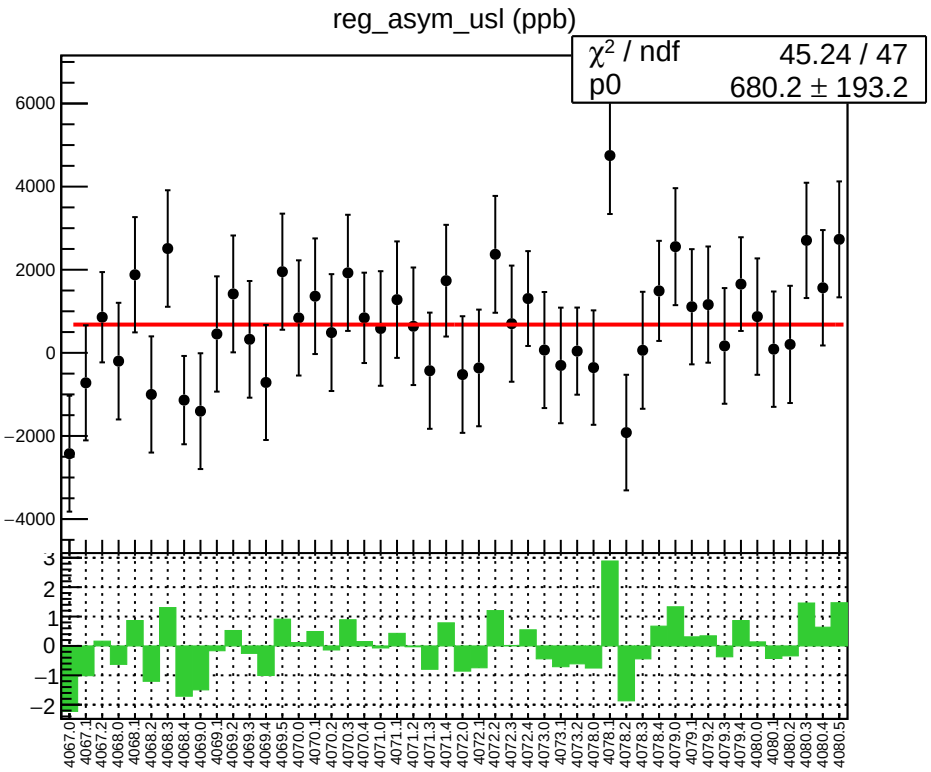
reg_asym_usl (ppb)
χ² / ndf 45.24 / 47
p0 680.2 ± 193.2
6000
4000
2000
0
−2000
−4000
3
2
1
0
−1
−2
4067.0
4067.1
4067.2
4068.0
4068.1
4068.2
4068.3
4068.4
4069.0
4069.1
4069.2
4069.3
4069.4
4069.5
4070.0
4070.1
4070.2
4070.3
4070.4
4071.0
4071.1
4071.2
4071.3
4071.4
4072.0
4072.1
4072.2
4072.3
4072.4
4073.0
4073.1
4073.2
4078.0
4078.1
4078.2
4078.3
4078.4
4079.0
4079.1
4079.2
4079.3
4079.4
4080.0
4080.1
4080.2
4080.3
4080.4
4080.5

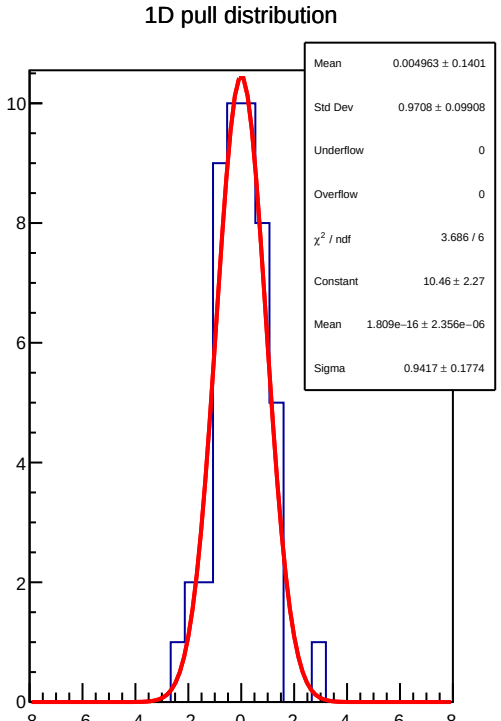
1D pull distribution
Mean 0.004963 ± 0.1401
Std Dev 0.9708 ± 0.09908
Underflow 0
Overflow 0
χ² / ndf 3.686 / 6
Constant 10.46 ± 2.27
Mean 1.809e−16 ± 2.356e−06
Sigma 0.9417 ± 0.1774
10
8
6
4
2
0
−8
−6
−4
−2
0
2
4
6
8

reg_asym_usl RMS (ppm)

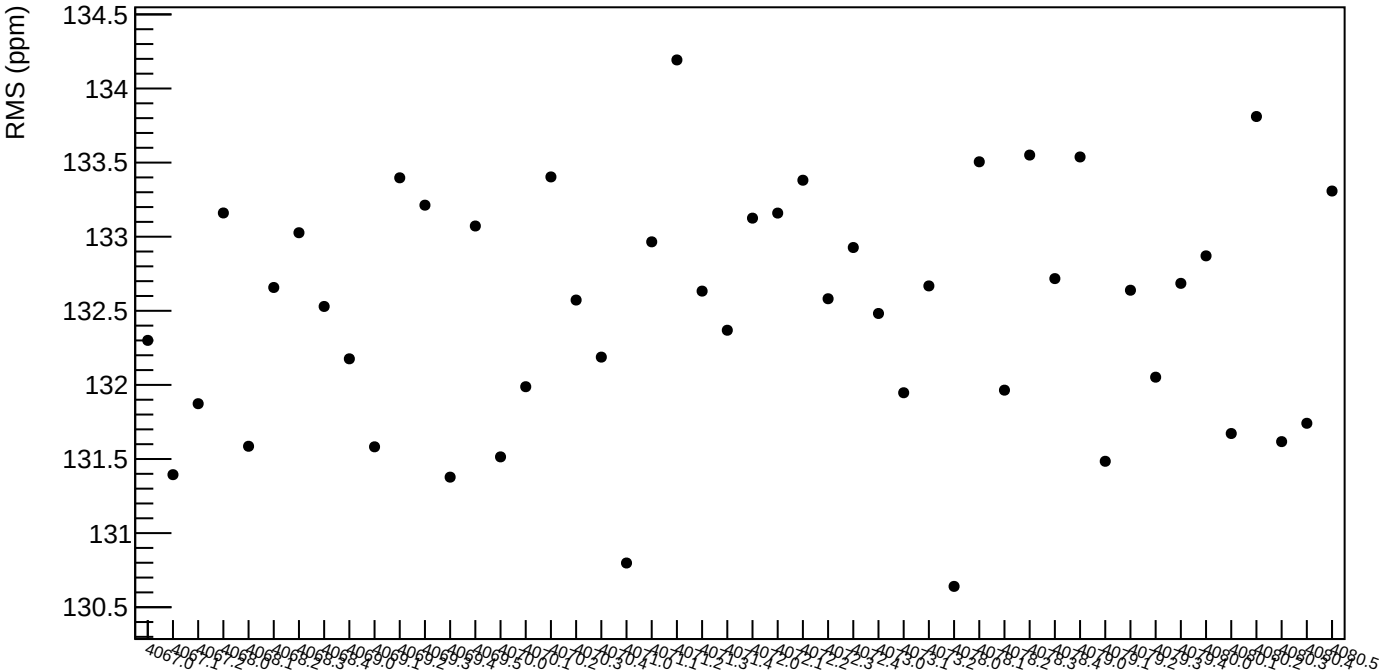

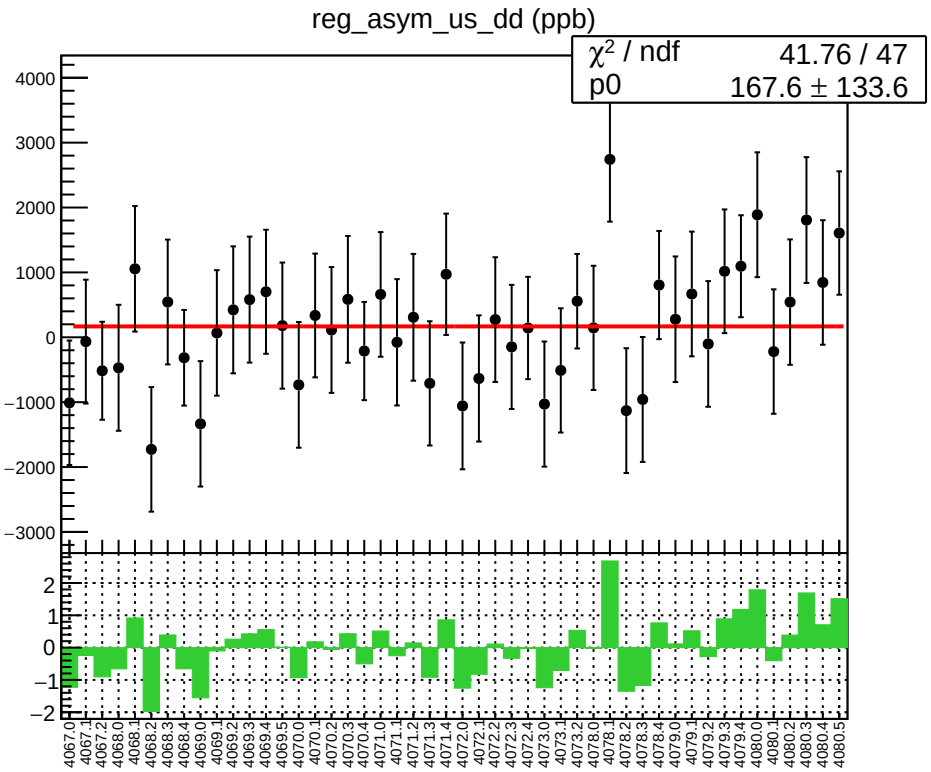
reg_asym_us_dd (ppb)
χ² / ndf 41.76 / 47
p0 167.6 ± 133.6
4000
3000
2000
1000
0
−1000
−2000
−3000
2
1
0
−1
−2
4067.0
4067.1
4067.2
4068.0
4068.1
4068.2
4068.3
4068.4
4069.0
4069.1
4069.2
4069.3
4069.4
4069.5
4070.0
4070.1
4070.2
4070.3
4070.4
4071.0
4071.1
4071.2
4071.3
4071.4
4072.0
4072.1
4072.2
4072.3
4072.4
4073.0
4073.1
4073.2
4078.0
4078.1
4078.2
4078.3
4078.4
4079.0
4079.1
4079.2
4079.3
4079.4
4080.0
4080.1
4080.2
4080.3
4080.4
4080.5

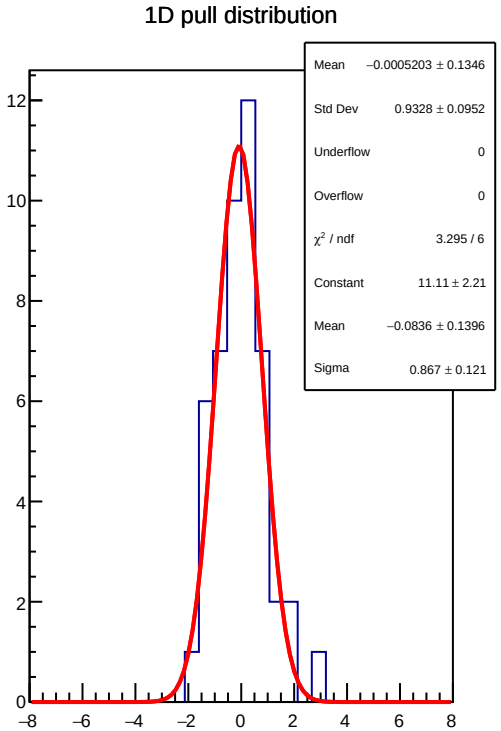
1D pull distribution
Mean −0.0005203 ± 0.1346
Std Dev 0.9328 ± 0.0952
Underflow 0
Overflow 0
χ² / ndf 3.295 / 6
Constant 11.11 ± 2.21
Mean −0.0836 ± 0.1396
Sigma 0.867 ± 0.121
12
10
8
6
4
2
0
−8
−6
−4
−2
0
2
4
6
8
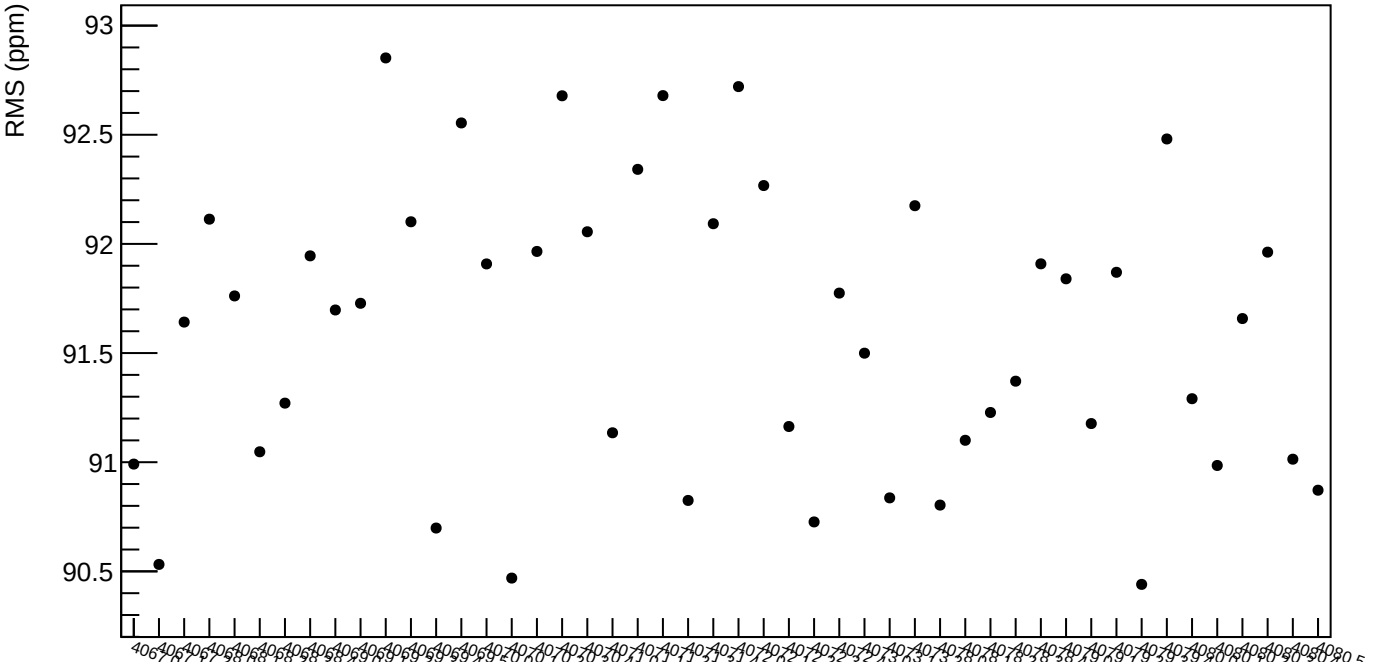
reg_asym_us_dd RMS (ppm)