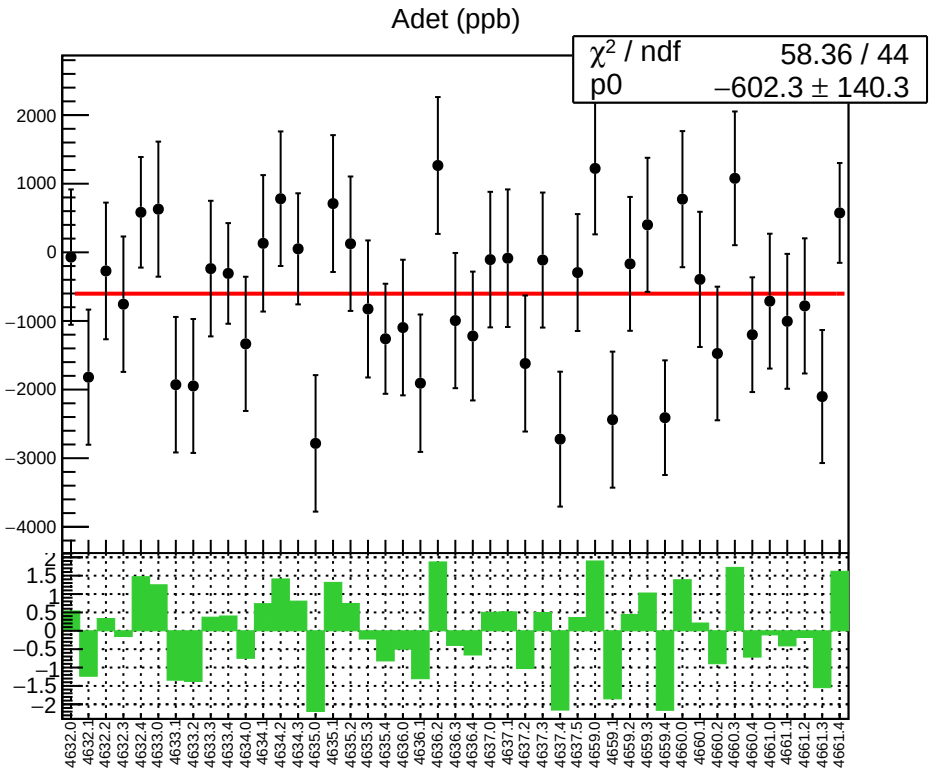
Adet (ppb)
χ² / ndf 58.36 / 44
p0 −602.3 ± 140.3
2000
1000
0
−1000
−2000
−3000
−4000
1.5
1
0.5
0
−0.5
−1
−1.5
−2
4632.0
4632.1
4632.2
4632.3
4632.4
4633.0
4633.1
4633.2
4633.3
4633.4
4634.0
4634.1
4634.2
4634.3
4635.0
4635.1
4635.2
4635.3
4635.4
4636.0
4636.1
4636.2
4636.3
4636.4
4637.0
4637.1
4637.2
4637.3
4637.4
4637.5
4659.0
4659.1
4659.2
4659.3
4659.4
4660.0
4660.1
4660.2
4660.3
4660.4
4661.0
4661.1
4661.2
4661.3
4661.4

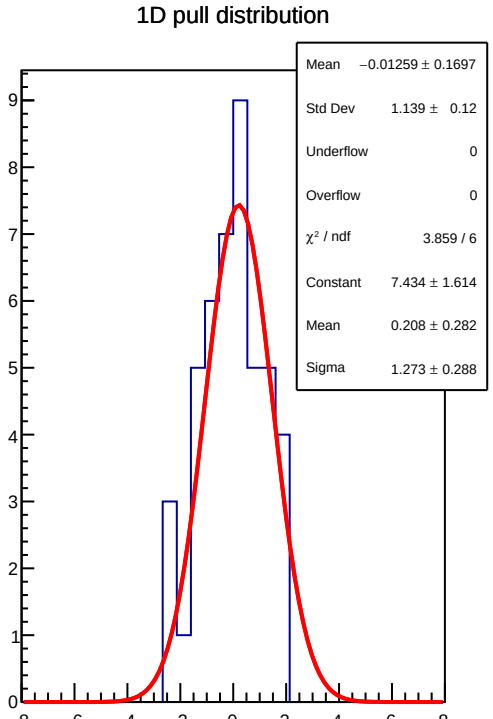
1D pull distribution
Mean −0.01259 ± 0.1697
Std Dev 1.139 ± 0.12
Underflow 0
Overflow 0
χ² / ndf 3.859 / 6
Constant 7.434 ± 1.614
Mean 0.208 ± 0.282
Sigma 1.273 ± 0.288
9
8
7
6
5
4
3
2
1
0
−8
−6
−4
−2
0
2
4
6
8

Adet RMS (ppm)

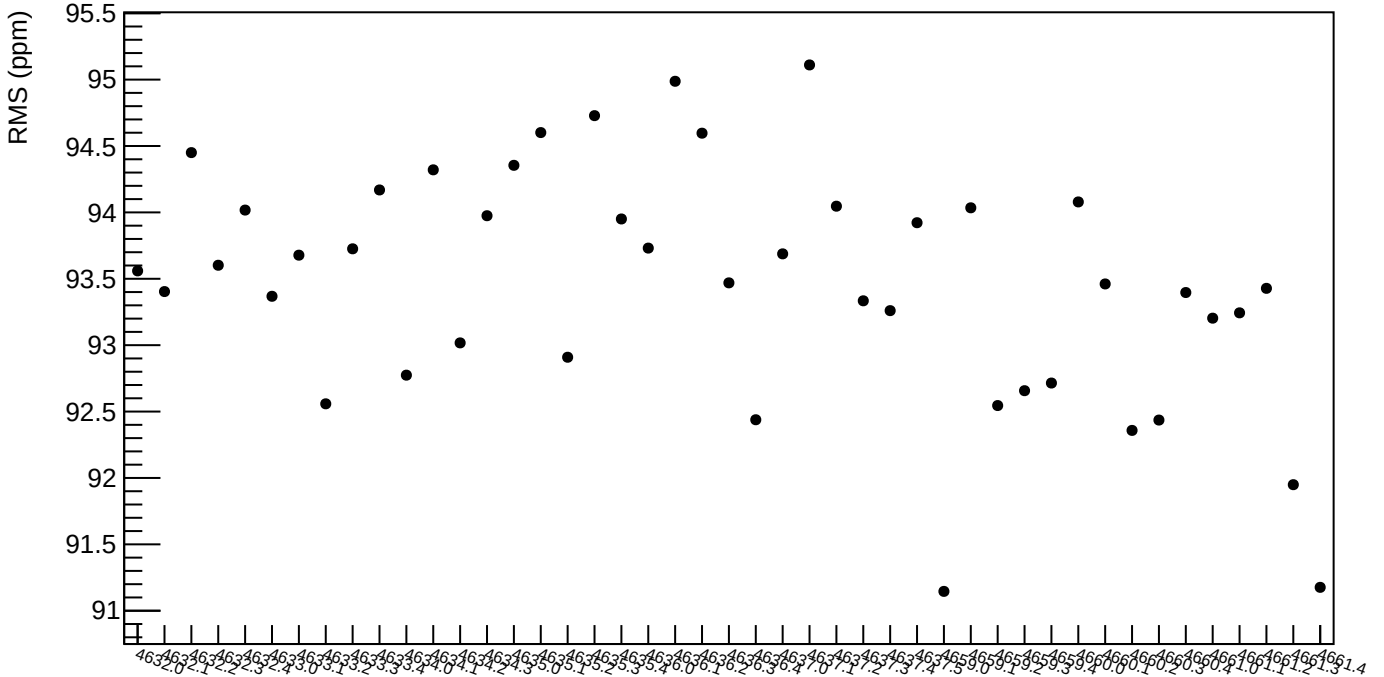

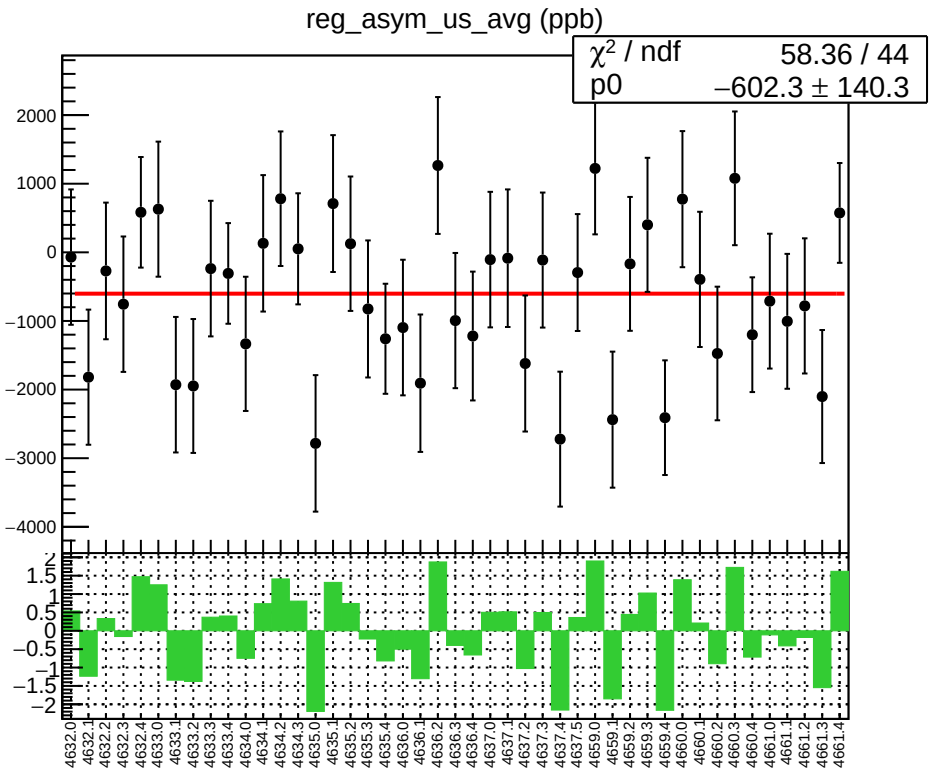
reg_asym_us_avg (ppb)
χ² / ndf 58.36 / 44
p0 −602.3 ± 140.3
2000
1000
0
−1000
−2000
−3000
−4000
1.5
1
0.5
0
−0.5
−1
−1.5
−2
4632.0
4632.1
4632.2
4632.3
4632.4
4633.0
4633.1
4633.2
4633.3
4633.4
4634.0
4634.1
4634.2
4634.3
4635.0
4635.1
4635.2
4635.3
4635.4
4636.0
4636.1
4636.2
4636.3
4636.4
4637.0
4637.1
4637.2
4637.3
4637.4
4637.5
4659.0
4659.1
4659.2
4659.3
4659.4
4660.0
4660.1
4660.2
4660.3
4660.4
4661.0
4661.1
4661.2
4661.3
4661.4

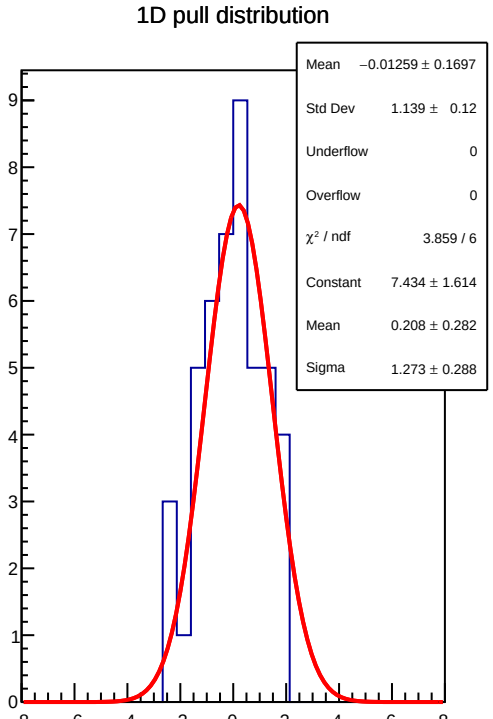
1D pull distribution
Mean −0.01259 ± 0.1697
Std Dev 1.139 ± 0.12
Underflow 0
Overflow 0
χ² / ndf 3.859 / 6
Constant 7.434 ± 1.614
Mean 0.208 ± 0.282
Sigma 1.273 ± 0.288
9
8
7
6
5
4
3
2
1
0
−8
−6
−4
−2
0
2
4
6
8

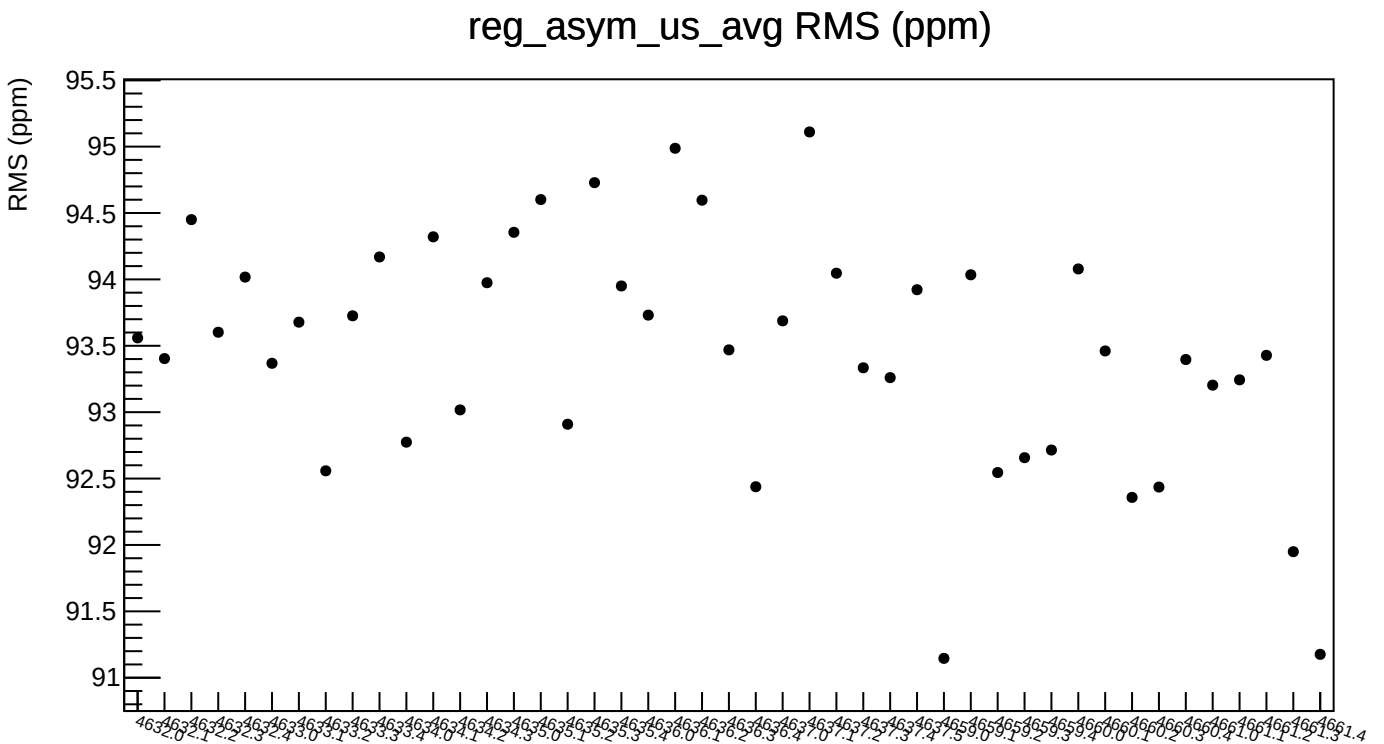
reg_asym_us_avg RMS (ppm)
RMS (ppm)
95.5
95
94.5
94
93.5
93
92.5
92
91.5
91

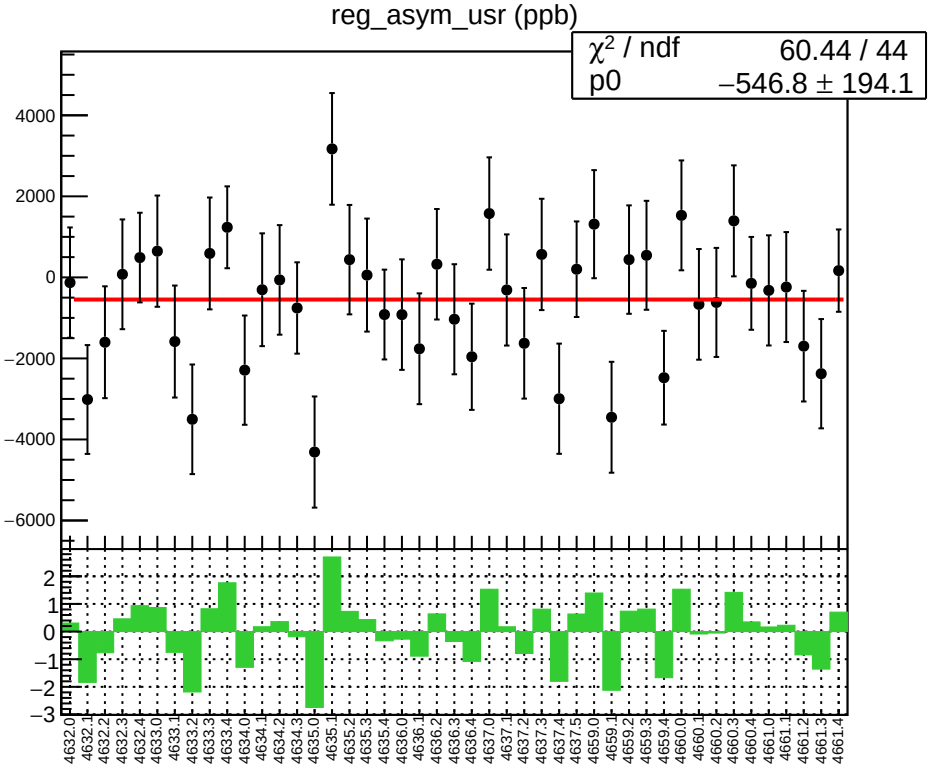
reg_asym_usr (ppb)
χ² / ndf 60.44 / 44
p0 −546.8 ± 194.1
4000
2000
0
−2000
−4000
−6000
2
1
0
−1
−2
−3
4632.0
4632.1
4632.2
4632.3
4632.4
4633.0
4633.1
4633.2
4633.3
4633.4
4634.0
4634.1
4634.2
4634.3
4635.0
4635.1
4635.2
4635.3
4635.4
4636.0
4636.1
4636.2
4636.3
4636.4
4637.0
4637.1
4637.2
4637.3
4637.4
4637.5
4659.0
4659.1
4659.2
4659.3
4659.4
4660.0
4660.1
4660.2
4660.3
4660.4
4661.0
4661.1
4661.2
4661.3
4661.4

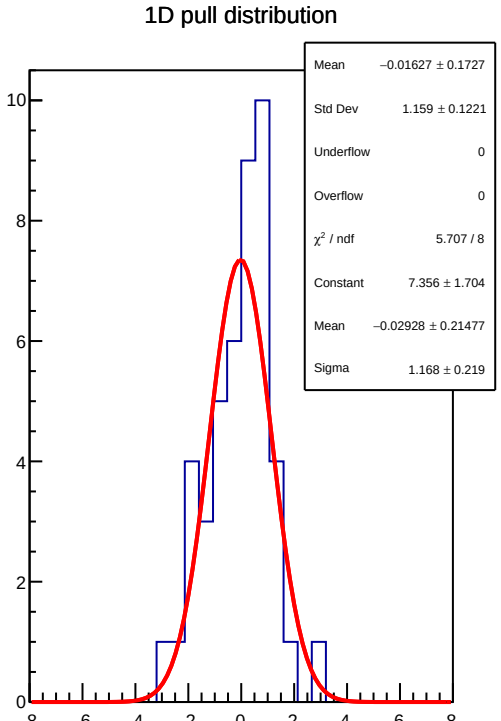
1D pull distribution
Mean −0.01627 ± 0.1727
Std Dev 1.159 ± 0.1221
Underflow 0
Overflow 0
χ² / ndf 5.707 / 8
Constant 7.356 ± 1.704
Mean −0.02928 ± 0.21477
Sigma 1.168 ± 0.219
10
8
6
4
2
0
−8
−6
−4
−2
0
2
4
6
8

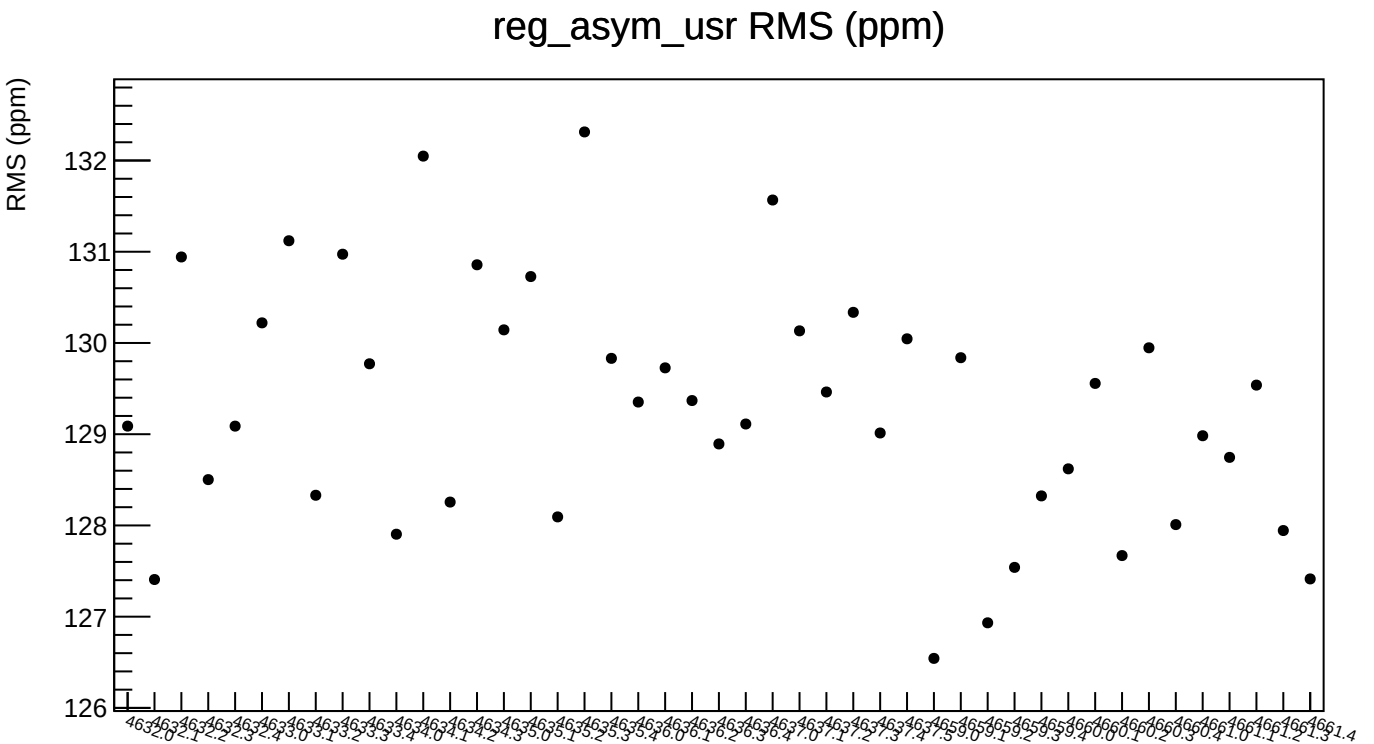
reg_asym_usr RMS (ppm)
RMS (ppm)
132
131
130
129
128
127
126

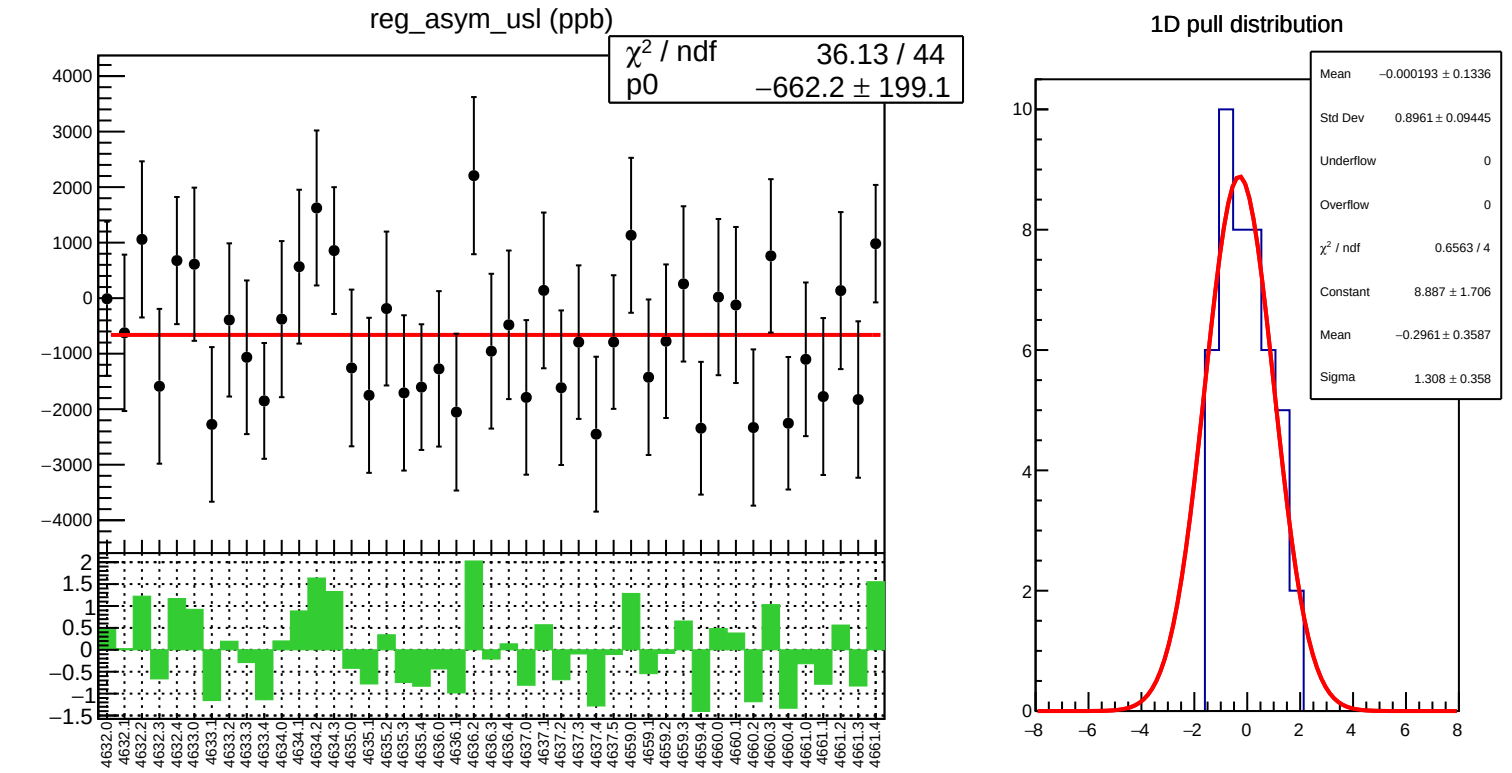
reg_asym_usl (ppb)
χ² / ndf 36.13 / 44
p0 −662.2 ± 199.1
1D pull distribution
Mean −0.000193 ± 0.1336
Std Dev 0.8961 ± 0.09445
Underflow 0
Overflow 0
χ² / ndf 0.6563 / 4
Constant 8.887 ± 1.706
Mean −0.2961 ± 0.3587
Sigma 1.308 ± 0.358

reg_asym_usl RMS (ppm)

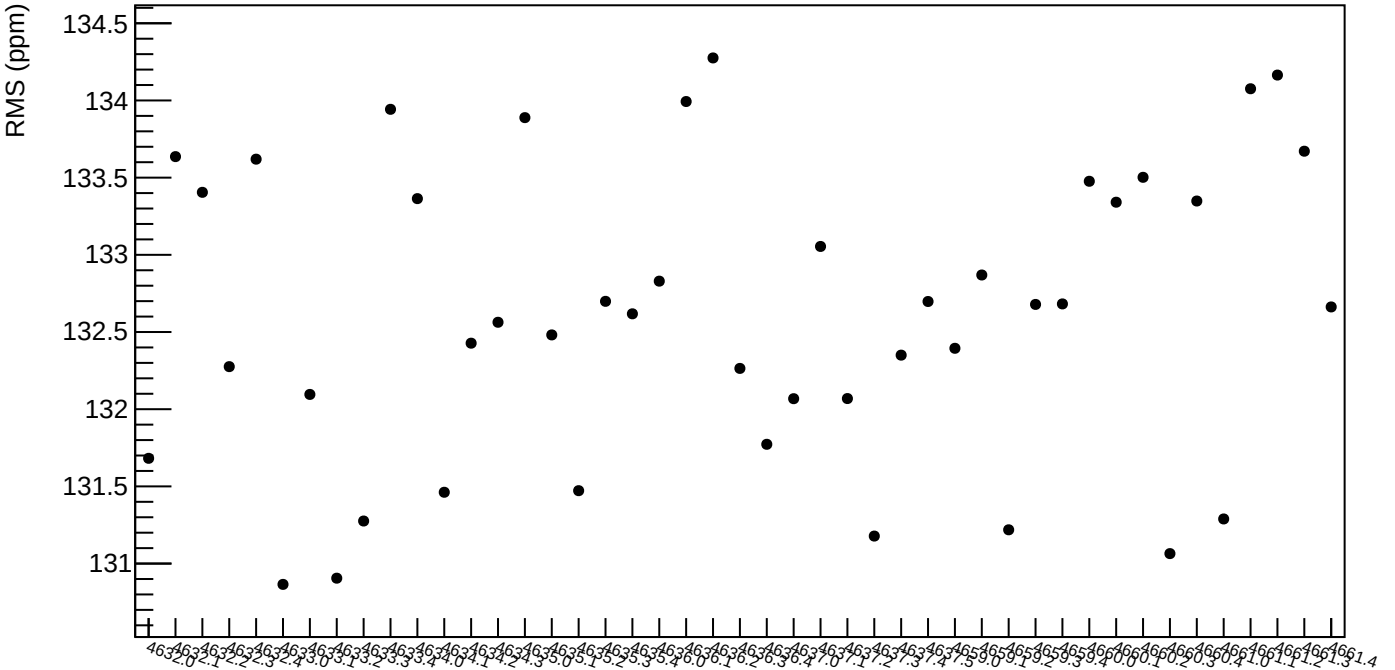

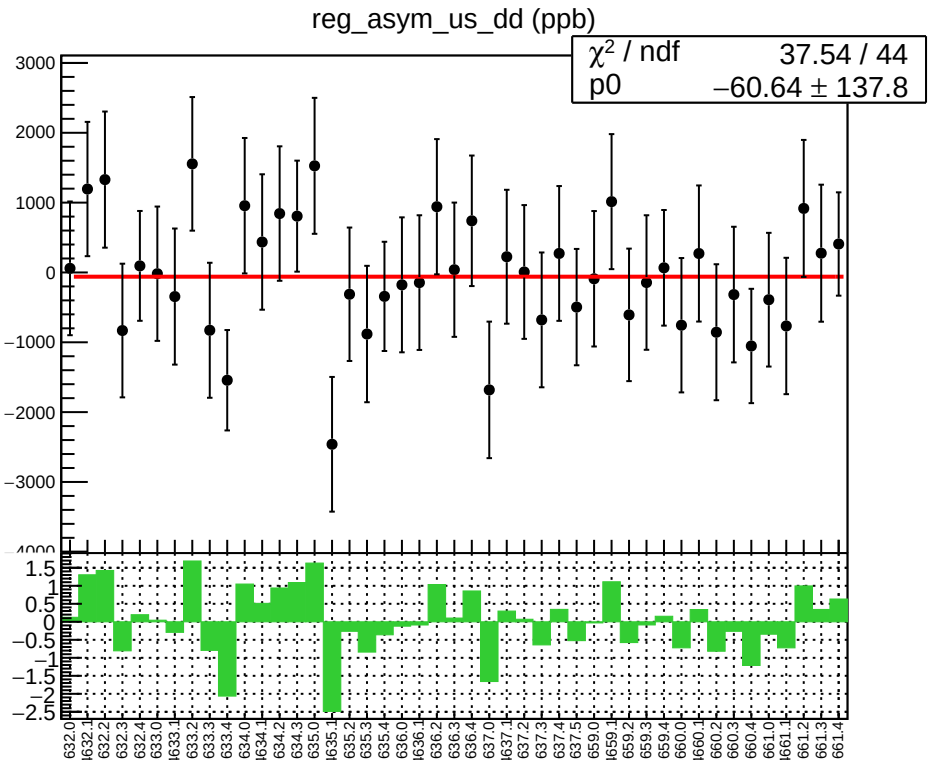
reg_asym_us_dd (ppb)
χ² / ndf 37.54 / 44
p0 −60.64 ± 137.8

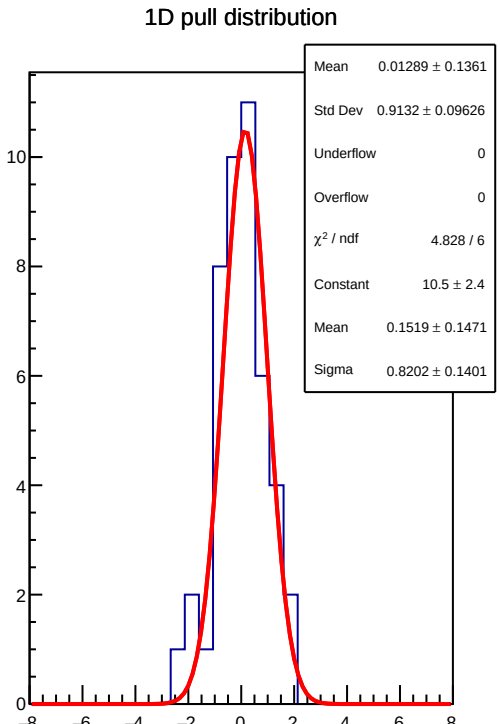
1D pull distribution
Mean 0.01289 ± 0.1361
Std Dev 0.9132 ± 0.09626
Underflow 0
Overflow 0
χ² / ndf 4.828 / 6
Constant 10.5 ± 2.4
Mean 0.1519 ± 0.1471
Sigma 0.8202 ± 0.1401
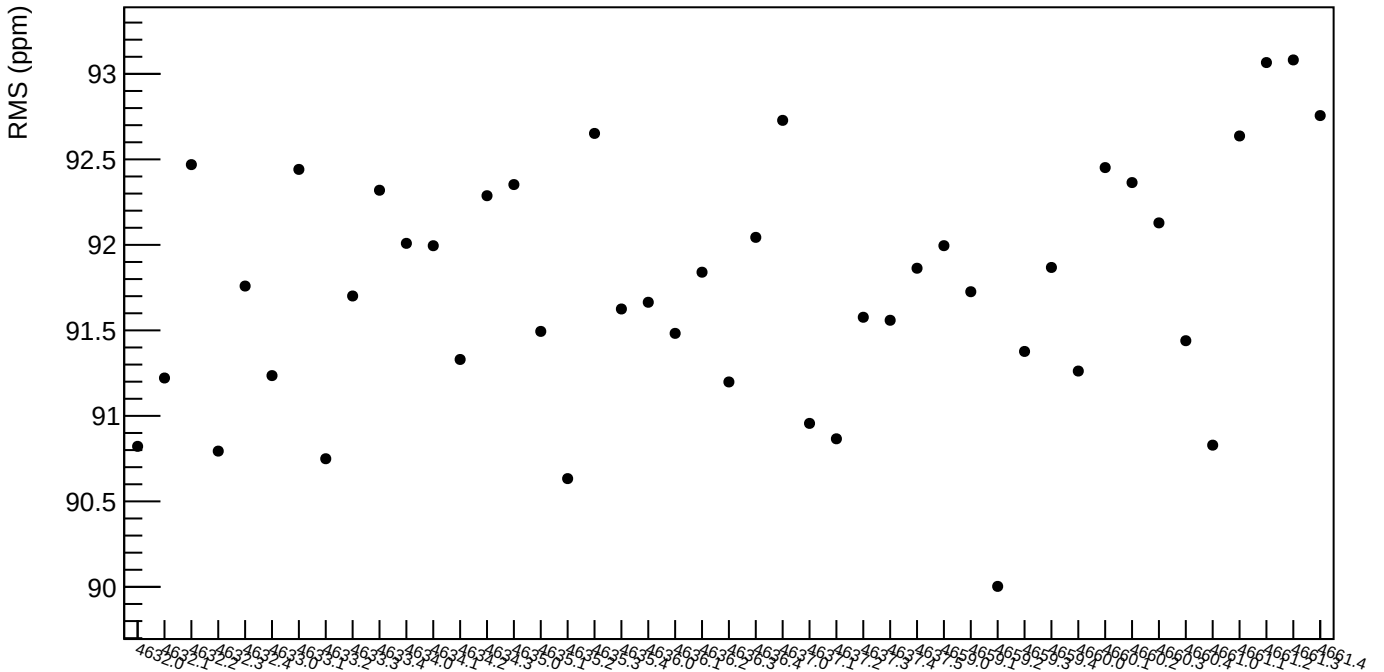
reg_asym_us_dd RMS (ppm)