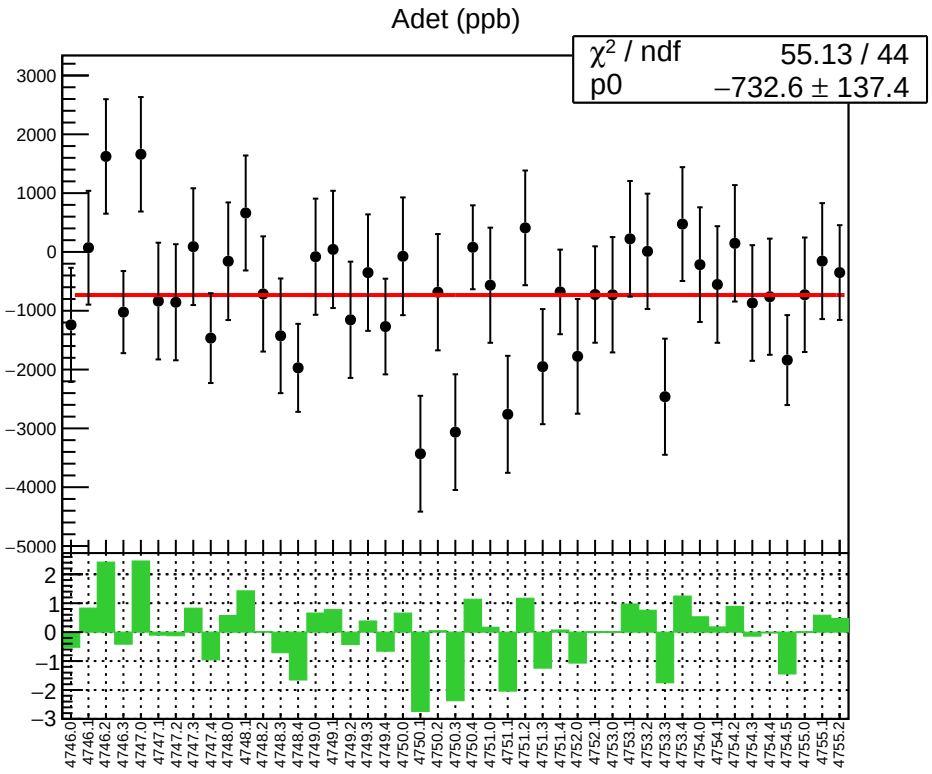
Adet (ppb)
χ² / ndf 55.13 / 44
p0 −732.6 ± 137.4
3000
2000
1000
0
−1000
−2000
−3000
−4000
−5000
2
1
0
−1
−2
−3
4746.0
4746.1
4746.2
4746.3
4747.0
4747.1
4747.2
4747.3
4747.4
4748.0
4748.1
4748.2
4748.3
4748.4
4749.0
4749.1
4749.2
4749.3
4749.4
4750.0
4750.1
4750.2
4750.3
4750.4
4751.0
4751.1
4751.2
4751.3
4751.4
4752.0
4752.1
4753.0
4753.1
4753.2
4753.3
4753.4
4754.0
4754.1
4754.2
4754.3
4754.4
4754.5
4755.0
4755.1
4755.2

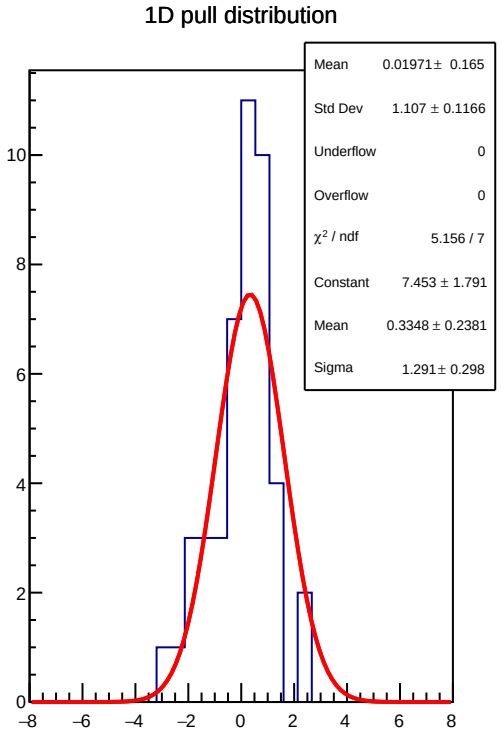
1D pull distribution
Mean 0.01971 ± 0.165
Std Dev 1.107 ± 0.1166
Underflow 0
Overflow 0
χ² / ndf 5.156 / 7
Constant 7.453 ± 1.791
Mean 0.3348 ± 0.2381
Sigma 1.291 ± 0.298
10
8
6
4
2
0
−8
−6
−4
−2
0
2
4
6
8

Adet RMS (ppm)

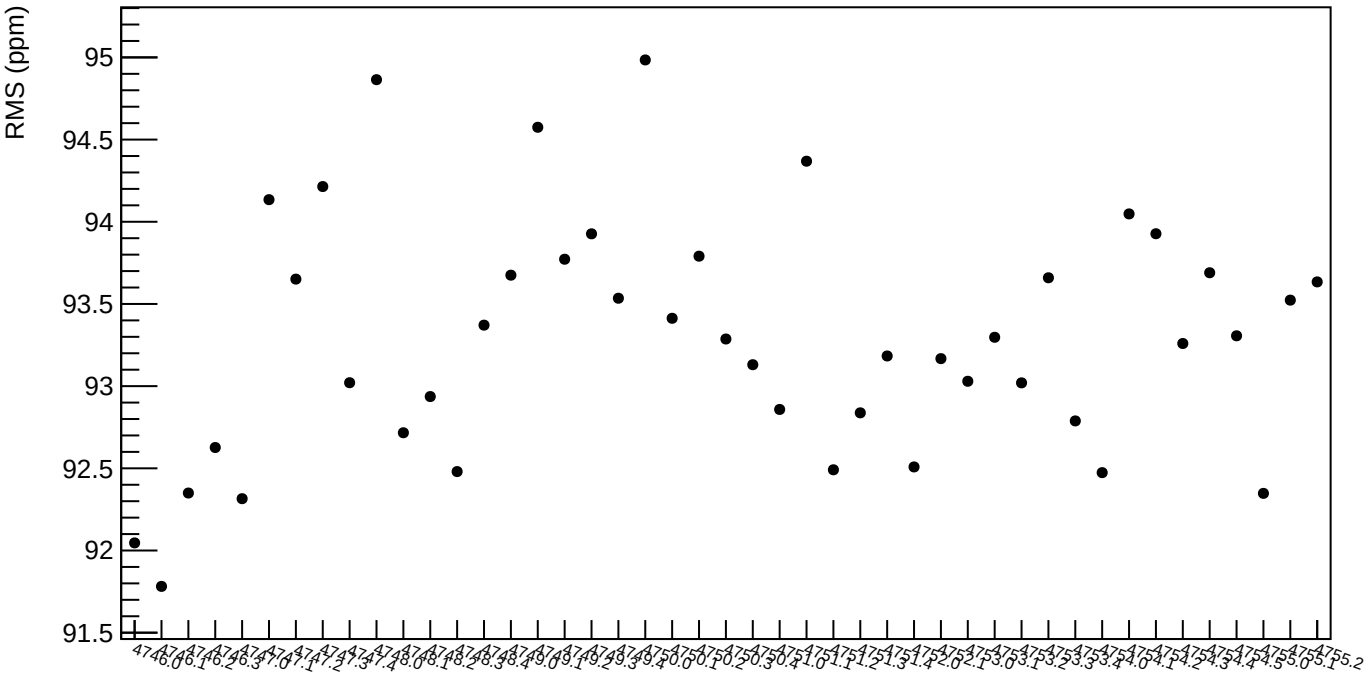
RMS (ppm)
95
94.5
94
93.5
93
92.5
92
91.5
474 6.0
474 6.1
474 6.2
474 6.3
474 7.0
474 7.1
474 7.2
474 7.3
474 7.4
474 8.0
474 8.1
474 8.2
474 8.3
474 8.4
474 9.0
474 9.1
474 9.2
474 9.3
474 9.4
475 0.0
475 0.1
475 0.2
475 0.3
475 0.4
475 1.0
475 1.1
475 1.2
475 1.3
475 1.4
475 2.0
475 2.1
475 3.0
475 3.1
475 3.2
475 3.3
475 3.4
475 4.0
475 4.1
475 4.2
475 4.3
475 4.4
475 4.5
475 5.0
475 5.1
475 5.2

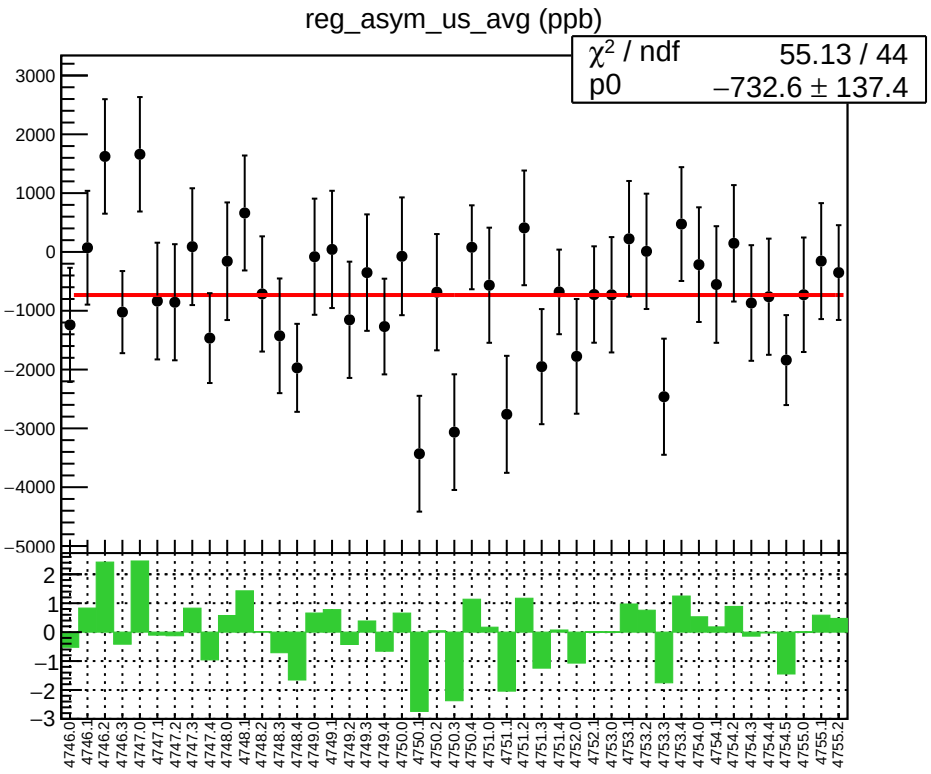
reg_asym_us_avg (ppb)
χ² / ndf 55.13 / 44
p0 −732.6 ± 137.4

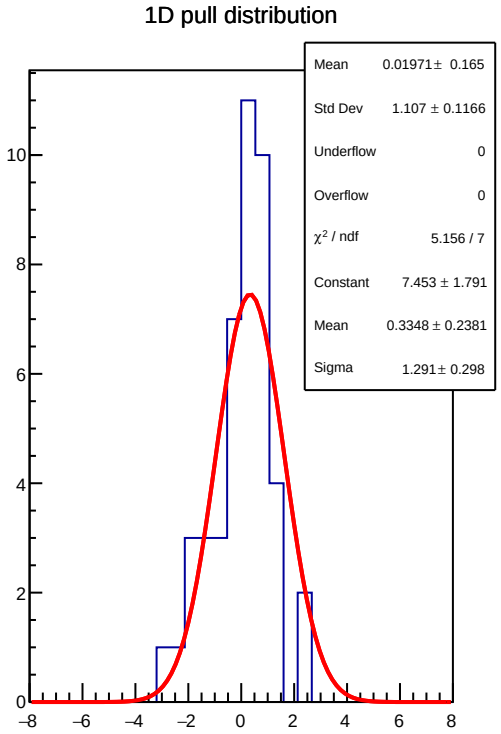
1D pull distribution
Mean 0.01971 ± 0.165
Std Dev 1.107 ± 0.1166
Underflow 0
Overflow 0
χ² / ndf 5.156 / 7
Constant 7.453 ± 1.791
Mean 0.3348 ± 0.2381
Sigma 1.291 ± 0.298

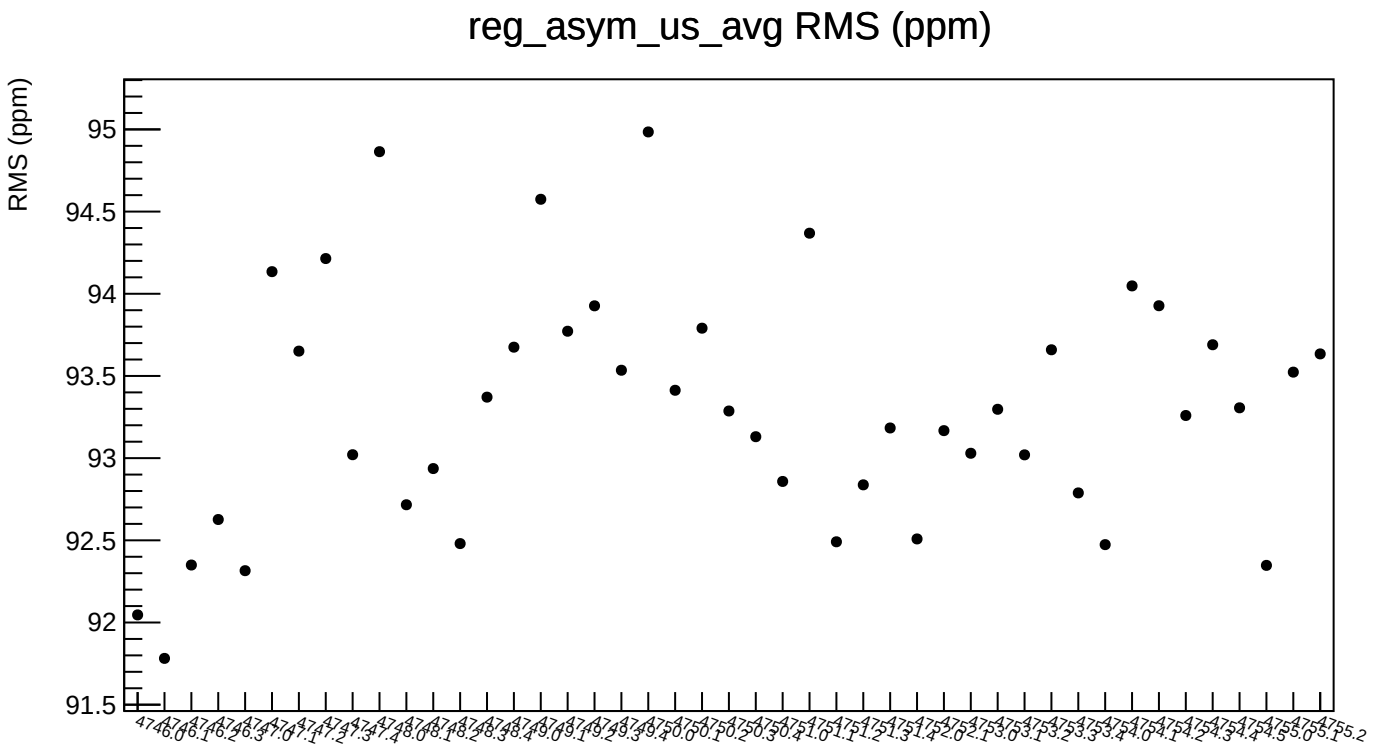
reg_asym_us_avg RMS (ppm)
RMS (ppm)
95
94.5
94
93.5
93
92.5
92
91.5

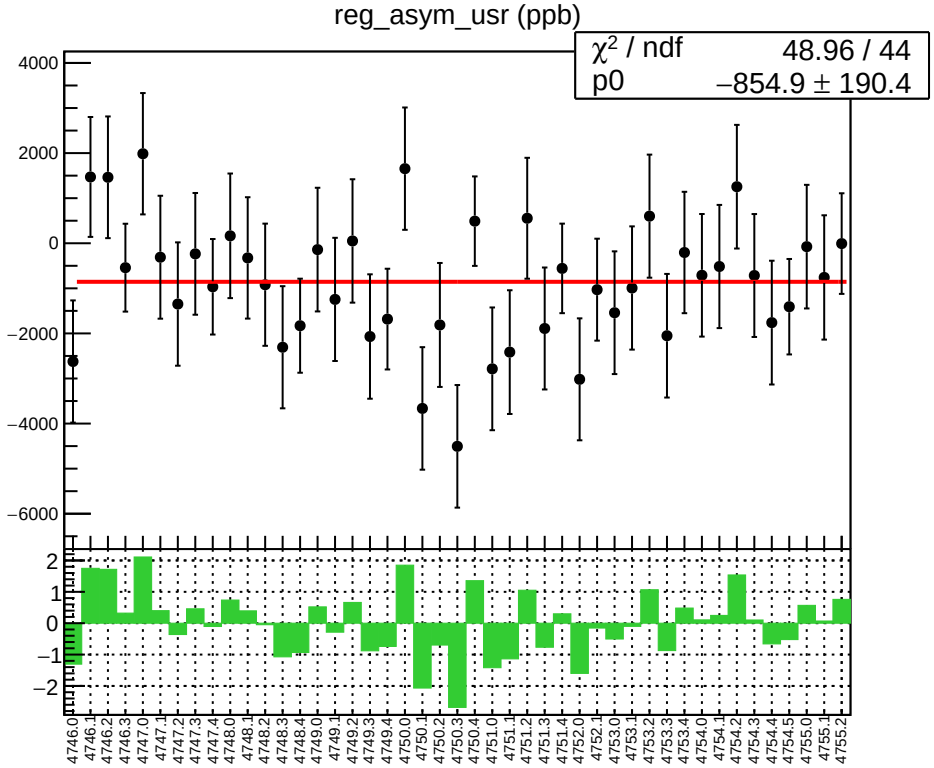
reg_asym_usr (ppb)
χ² / ndf 48.96 / 44
p0 −854.9 ± 190.4
4000
2000
0
−2000
−4000
−6000
2
1
0
−1
−2
4746.0
4746.1
4746.2
4746.3
4747.0
4747.1
4747.2
4747.3
4747.4
4748.0
4748.1
4748.2
4748.3
4748.4
4749.0
4749.1
4749.2
4749.3
4749.4
4750.0
4750.1
4750.2
4750.3
4750.4
4751.0
4751.1
4751.2
4751.3
4751.4
4752.0
4752.1
4753.0
4753.1
4753.2
4753.3
4753.4
4754.0
4754.1
4754.2
4754.3
4754.4
4754.5
4755.0
4755.1
4755.2

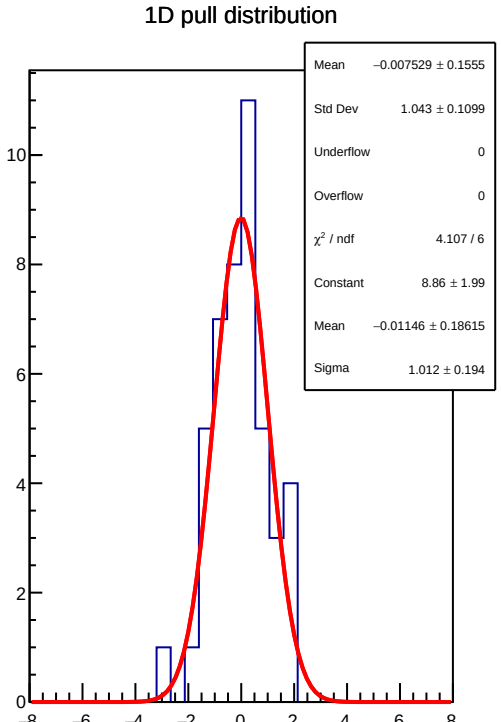
1D pull distribution
Mean −0.007529 ± 0.1555
Std Dev 1.043 ± 0.1099
Underflow 0
Overflow 0
χ² / ndf 4.107 / 6
Constant 8.86 ± 1.99
Mean −0.01146 ± 0.18615
Sigma 1.012 ± 0.194
10
8
6
4
2
0
−8
−6
−4
−2
0
2
4
6
8

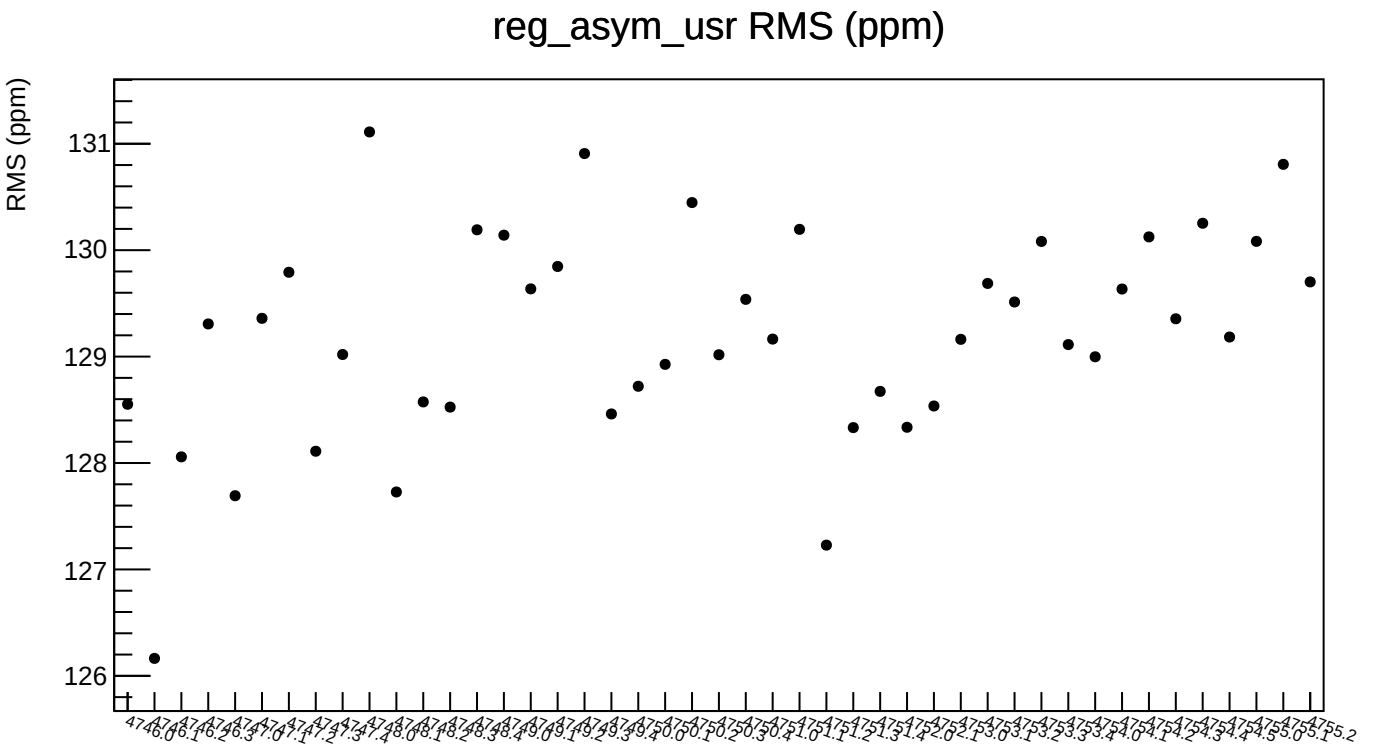
reg_asym_usr RMS (ppm)
RMS (ppm)
131
130
129
128
127
126

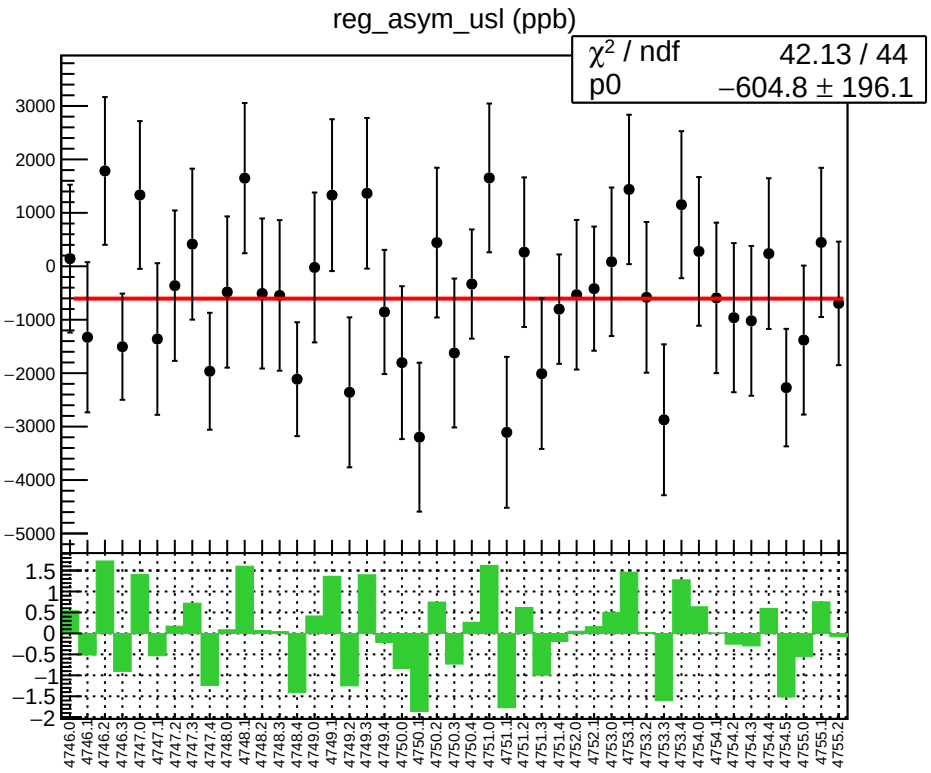
reg_asym_usl (ppb)
χ² / ndf 42.13 / 44
p0 −604.8 ± 196.1

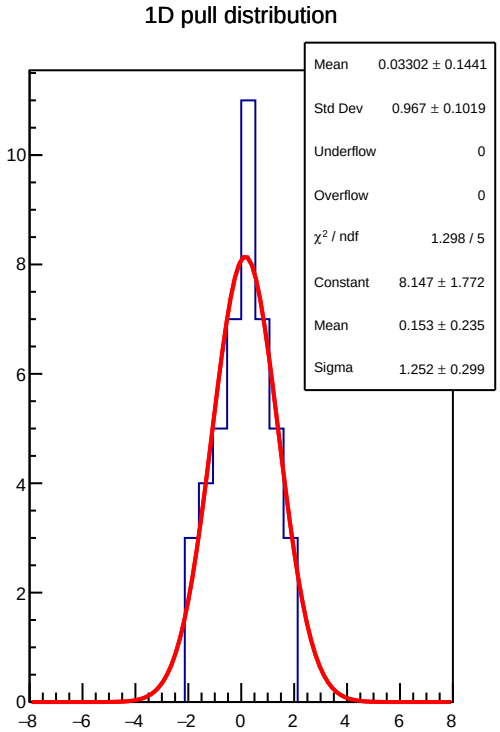
1D pull distribution
Mean 0.03302 ± 0.1441
Std Dev 0.967 ± 0.1019
Underflow 0
Overflow 0
χ² / ndf 1.298 / 5
Constant 8.147 ± 1.772
Mean 0.153 ± 0.235
Sigma 1.252 ± 0.299

reg_asym_usl RMS (ppm)

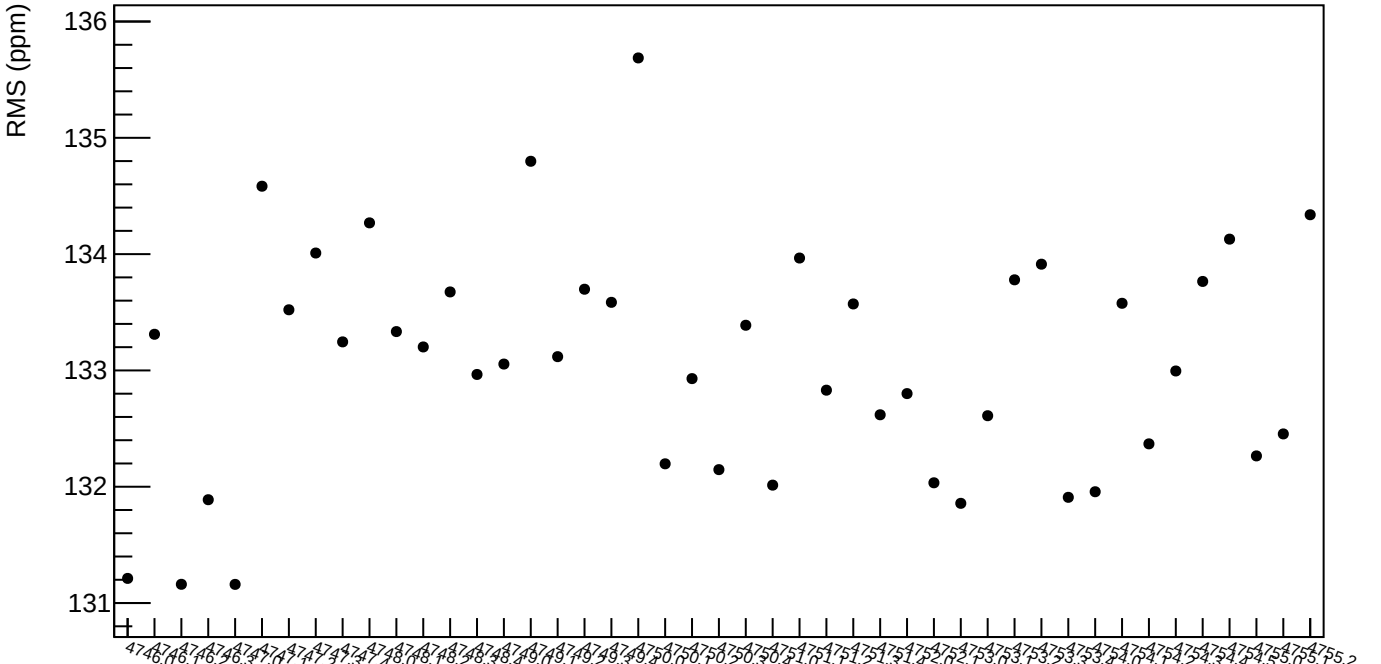

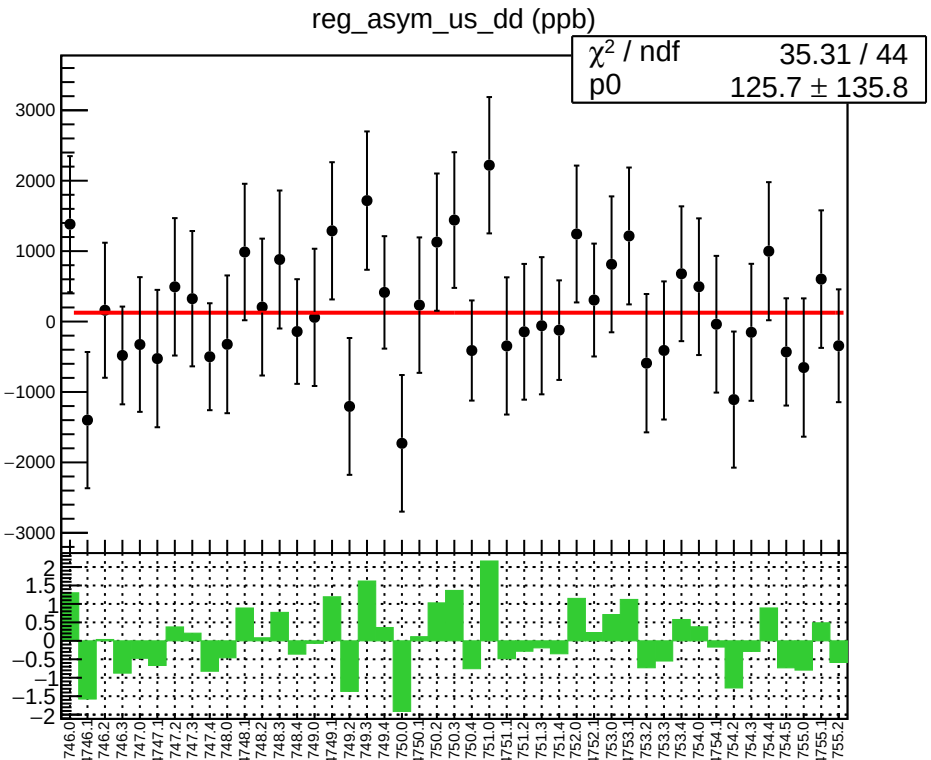
reg_asym_us_dd (ppb)
χ² / ndf 35.31 / 44
p0 125.7 ± 135.8

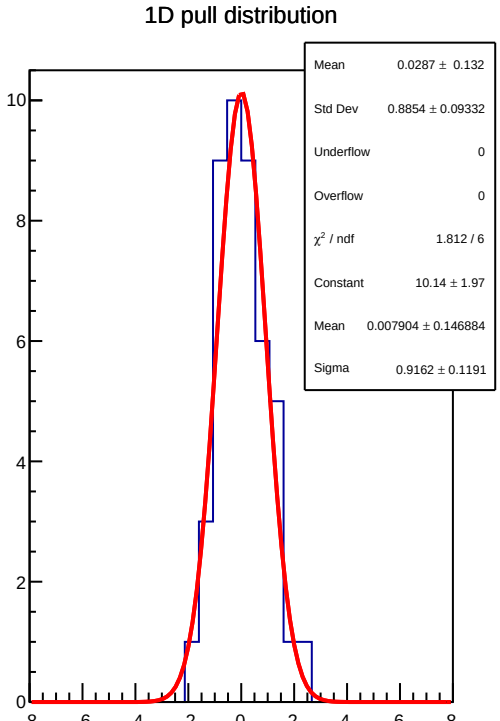
1D pull distribution
Mean 0.0287 ± 0.132
Std Dev 0.8854 ± 0.09332
Underflow 0
Overflow 0
χ² / ndf 1.812 / 6
Constant 10.14 ± 1.97
Mean 0.007904 ± 0.146884
Sigma 0.9162 ± 0.1191

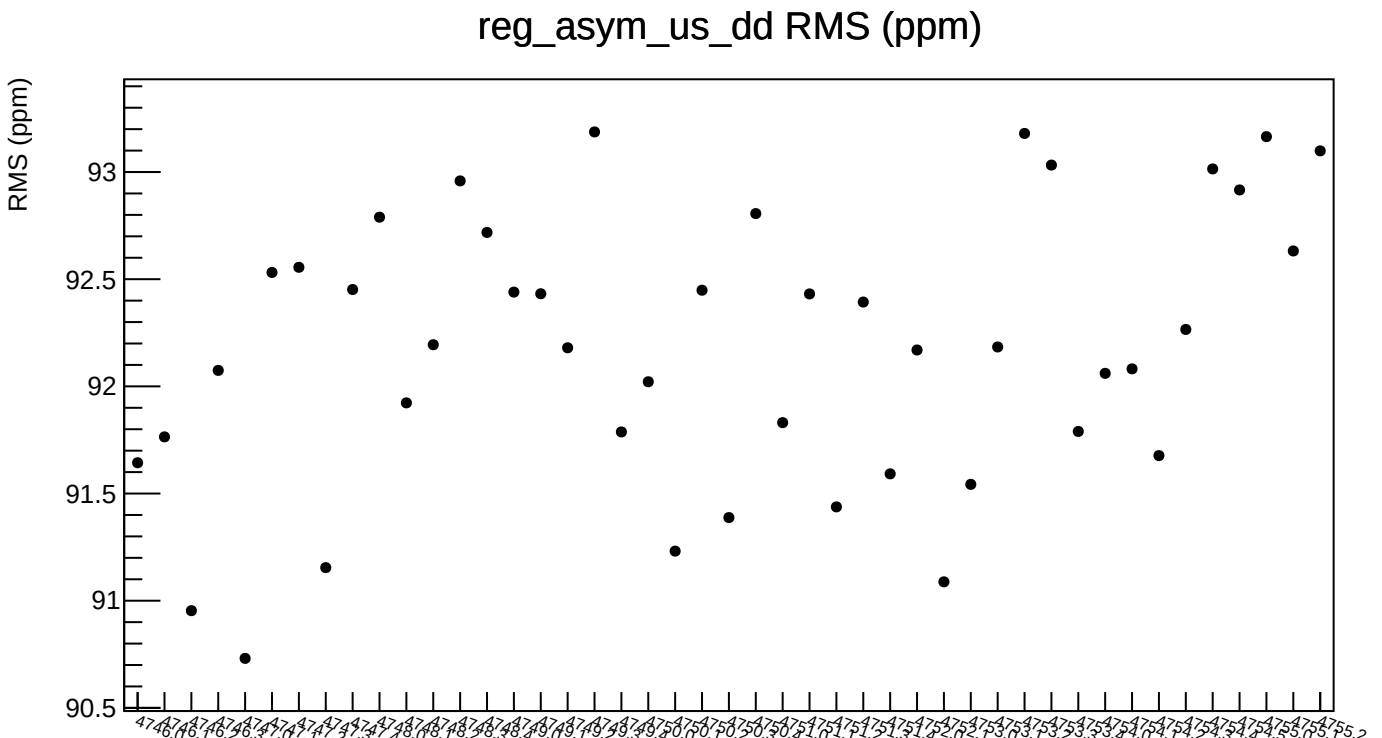
reg_asym_us_dd RMS (ppm)
RMS (ppm)
93
92.5
92
91.5
91
90.5