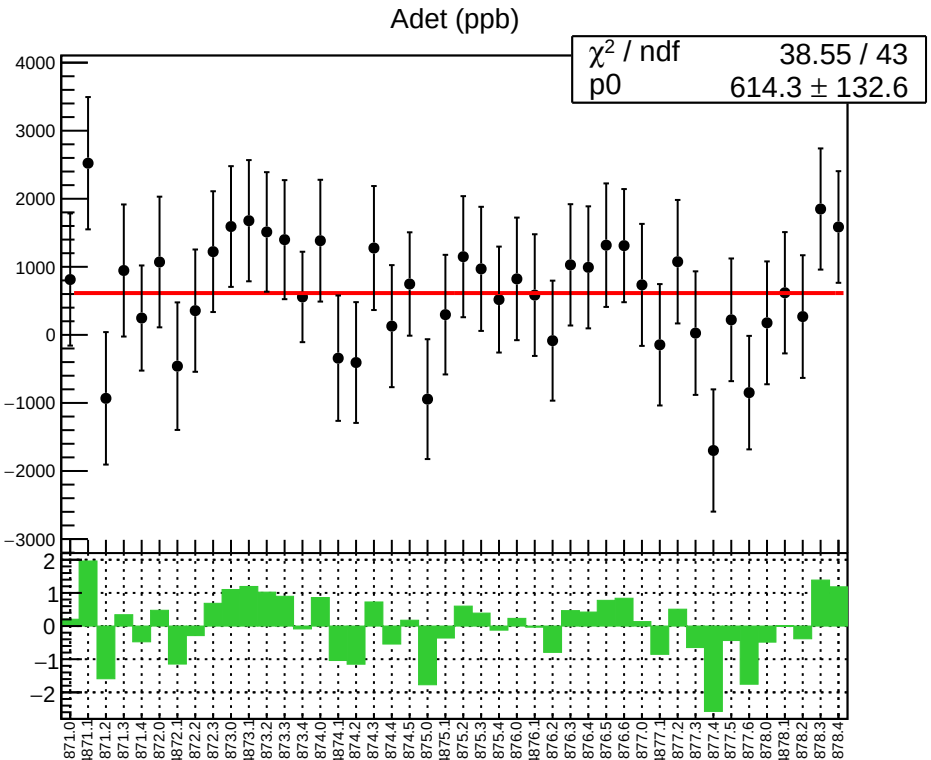
Adet (ppb)
χ² / ndf 38.55 / 43
p0 614.3 ± 132.6
4000
3000
2000
1000
0
−1000
−2000
−3000
2
1
0
−1
−2
4871.0
4871.1
4871.2
4871.3
4871.4
4872.0
4872.1
4872.2
4872.3
4873.0
4873.1
4873.2
4873.3
4873.4
4874.0
4874.1
4874.2
4874.3
4874.4
4874.5
4875.0
4875.1
4875.2
4875.3
4875.4
4876.0
4876.1
4876.2
4876.3
4876.4
4876.5
4876.6
4877.0
4877.1
4877.2
4877.3
4877.4
4877.5
4877.6
4878.0
4878.1
4878.2
4878.3
4878.4

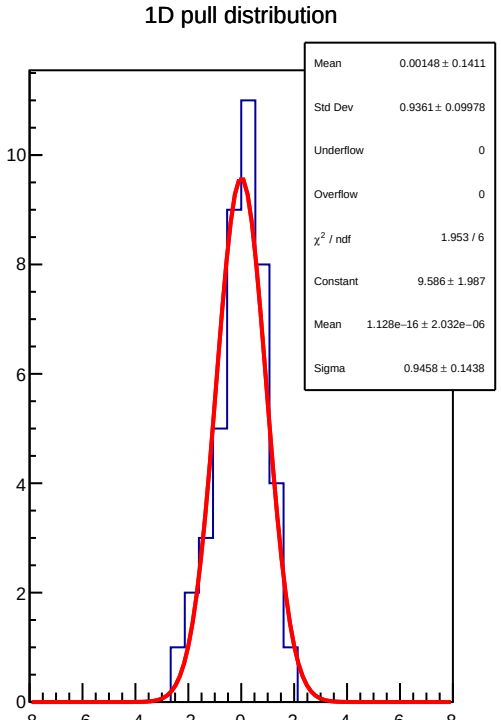
1D pull distribution
Mean 0.00148 ± 0.1411
Std Dev 0.9361 ± 0.09978
Underflow 0
Overflow 0
χ² / ndf 1.953 / 6
Constant 9.586 ± 1.987
Mean 1.128e−16 ± 2.032e−06
Sigma 0.9458 ± 0.1438
10
8
6
4
2
0
−8
−6
−4
−2
0
2
4
6
8

Adet RMS (ppm)

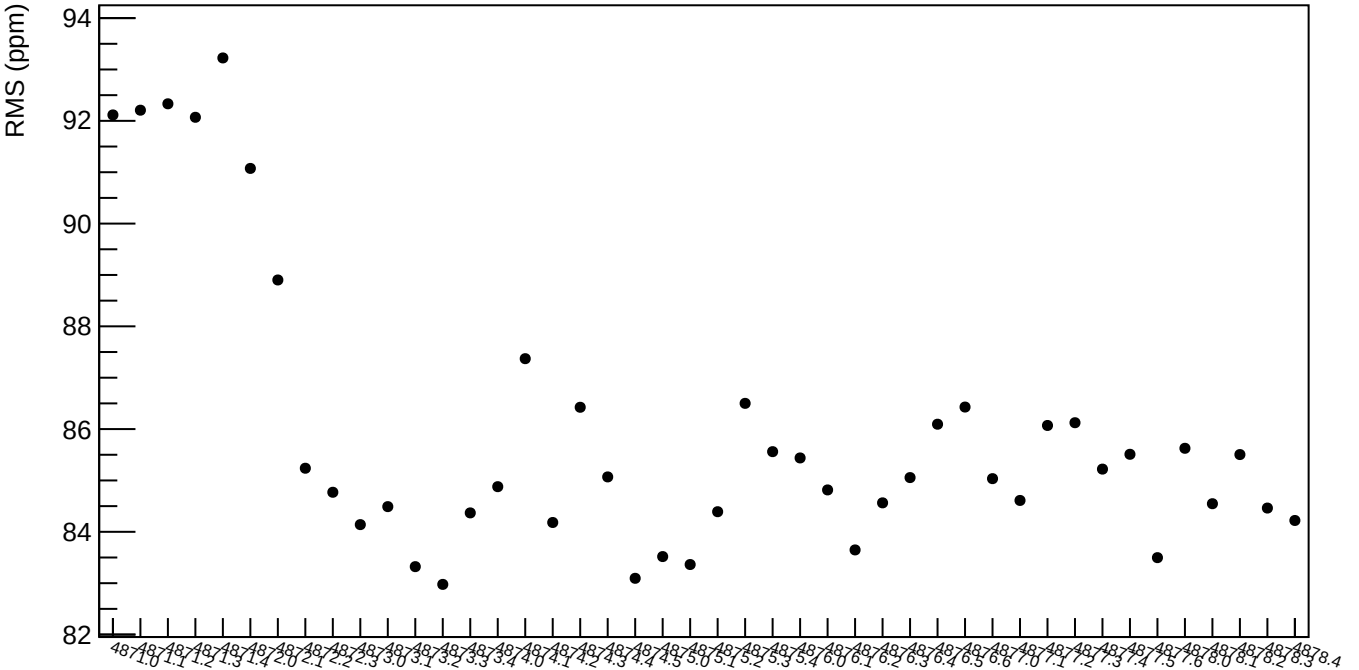
RMS (ppm)
94
92
90
88
86
84
82
48-1.0
48-1.1
48-1.2
48-1.3
48-1.4
48-2.0
48-2.1
48-2.2
48-2.3
48-3.0
48-3.1
48-3.2
48-3.3
48-3.4
48-4.0
48-4.1
48-4.2
48-4.3
48-4.4
48-4.5
48-5.0
48-5.1
48-5.2
48-5.3
48-5.4
48-6.0
48-6.1
48-6.2
48-6.3
48-6.4
48-6.5
48-6.6
48-7.0
48-7.1
48-7.2
48-7.3
48-7.4
48-7.5
48-7.6
48-8.0
48-8.1
48-8.2
48-8.3
48-8.4

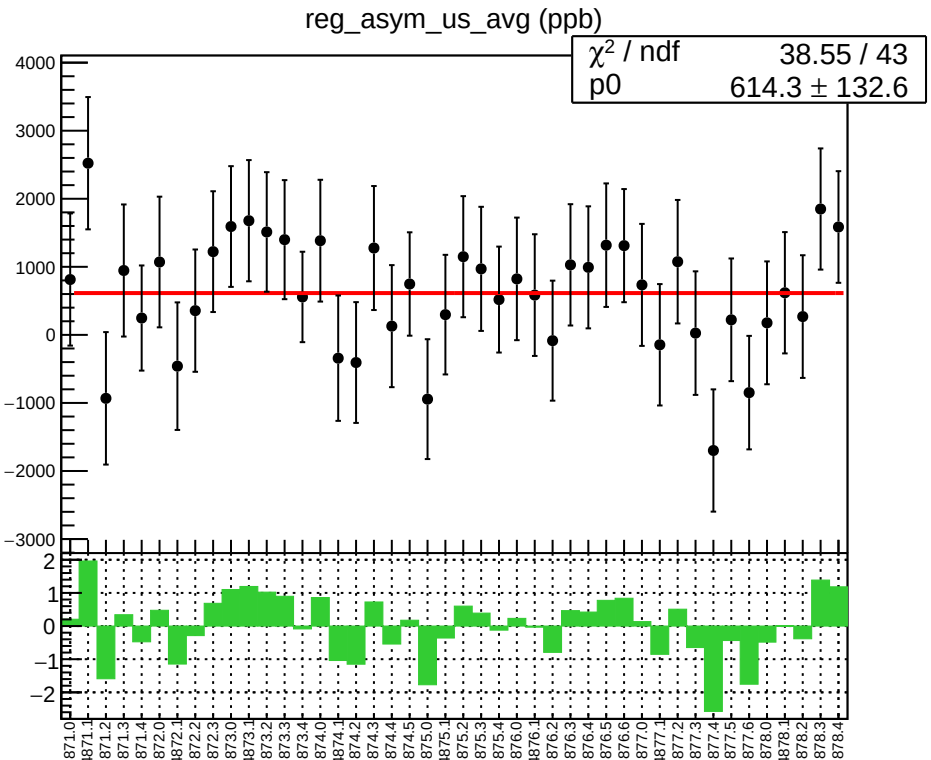
reg_asym_us_avg (ppb)
χ² / ndf 38.55 / 43
p0 614.3 ± 132.6

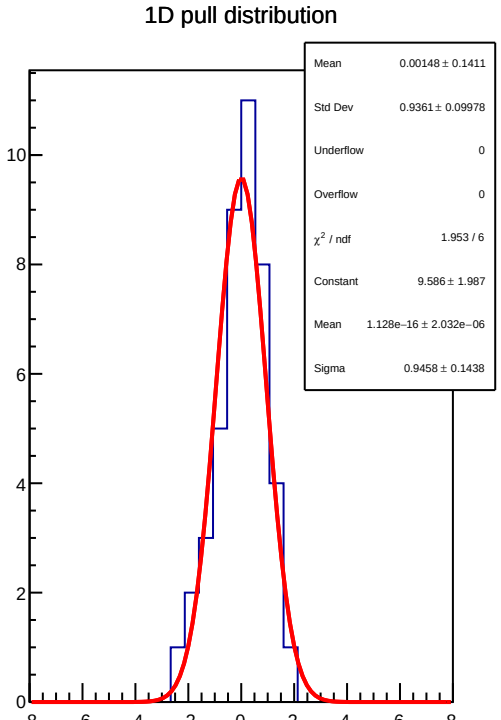
1D pull distribution
Mean 0.00148 ± 0.1411
Std Dev 0.9361 ± 0.09978
Underflow 0
Overflow 0
χ² / ndf 1.953 / 6
Constant 9.586 ± 1.987
Mean 1.128e−16 ± 2.032e−06
Sigma 0.9458 ± 0.1438

reg_asym_us_avg RMS (ppm)

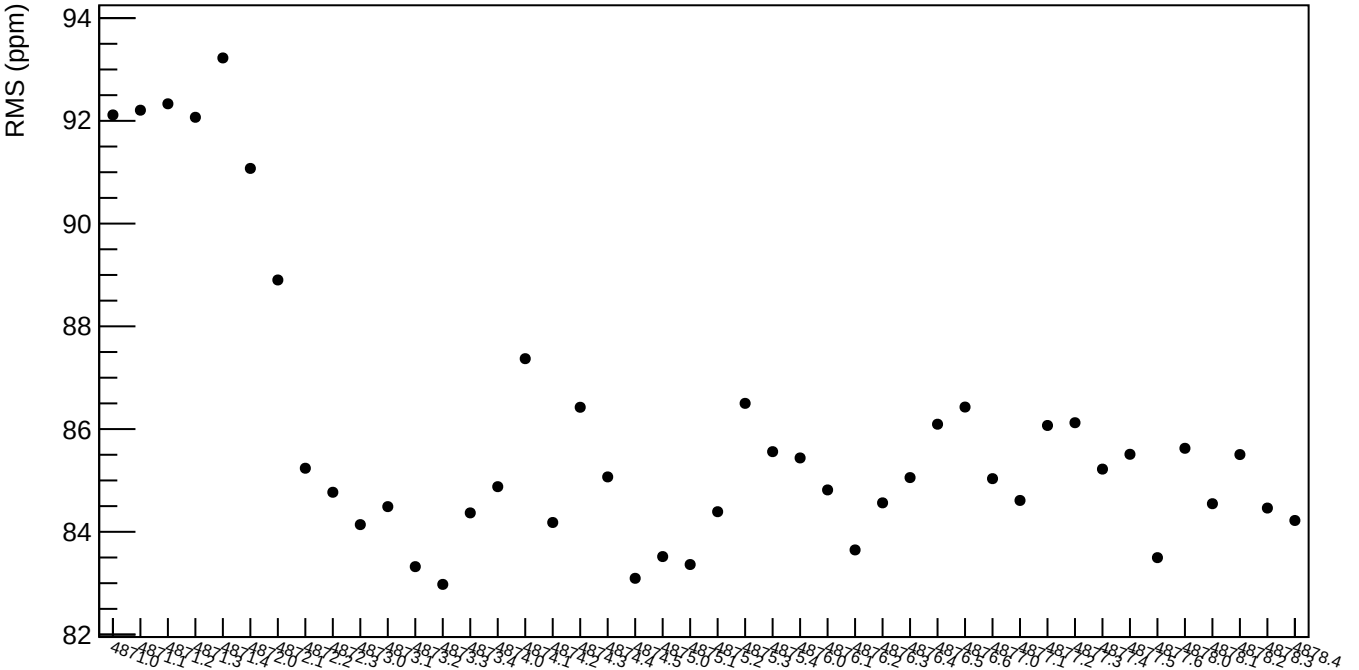

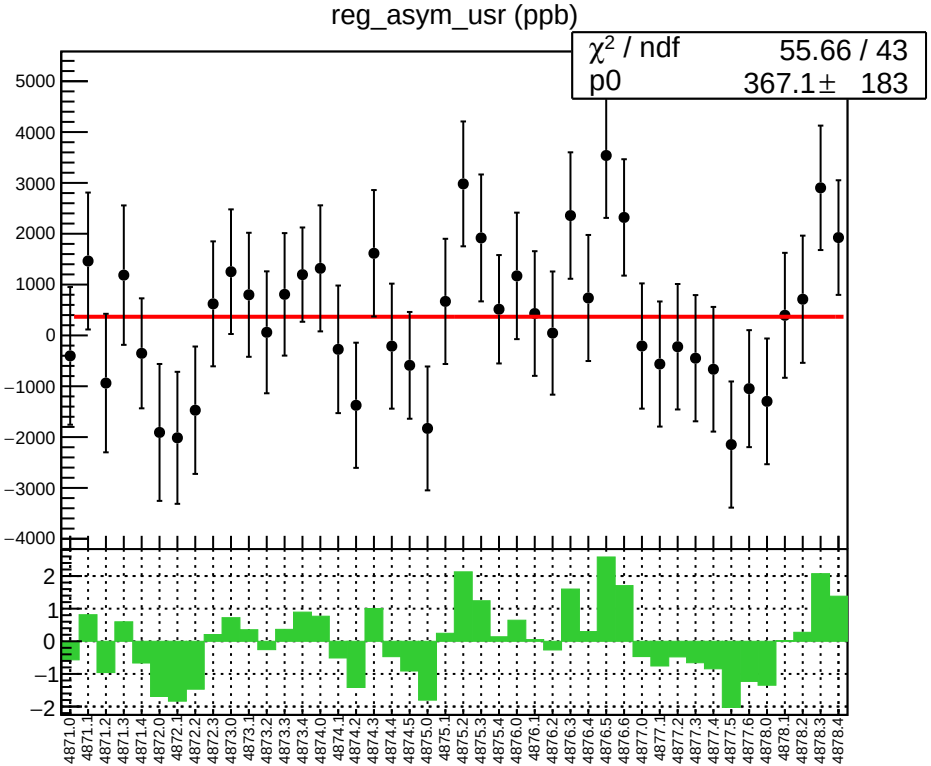
reg_asym_usr (ppb)
χ² / ndf 55.66 / 43
p0 367.1 ± 183
5000
4000
3000
2000
1000
0
−1000
−2000
−3000
−4000
2
1
0
−1
−2
4871.0
4871.1
4871.2
4871.3
4871.4
4872.0
4872.1
4872.2
4872.3
4873.0
4873.1
4873.2
4873.3
4873.4
4874.0
4874.1
4874.2
4874.3
4874.4
4874.5
4875.0
4875.1
4875.2
4875.3
4875.4
4876.0
4876.1
4876.2
4876.3
4876.4
4876.5
4876.6
4877.0
4877.1
4877.2
4877.3
4877.4
4877.5
4877.6
4878.0
4878.1
4878.2
4878.3
4878.4

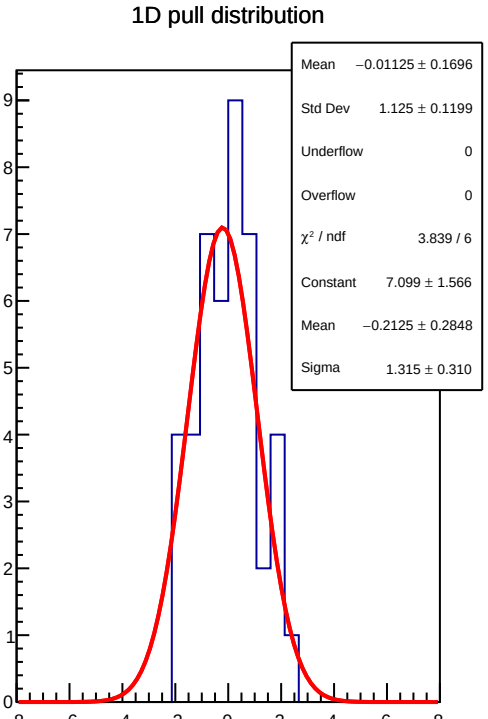
1D pull distribution
Mean −0.01125 ± 0.1696
Std Dev 1.125 ± 0.1199
Underflow 0
Overflow 0
χ² / ndf 3.839 / 6
Constant 7.099 ± 1.566
Mean −0.2125 ± 0.2848
Sigma 1.315 ± 0.310
9
8
7
6
5
4
3
2
1
0
−8
−6
−4
−2
0
2
4
6
8

reg_asym_usr RMS (ppm)

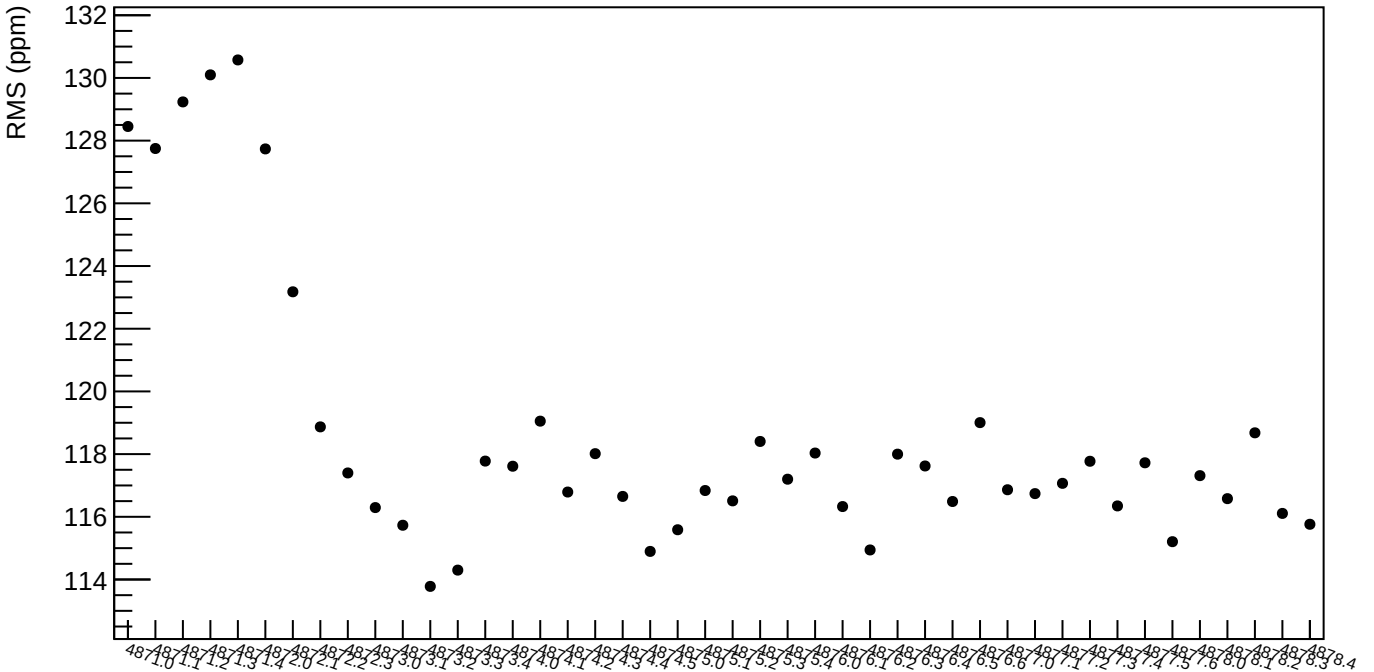

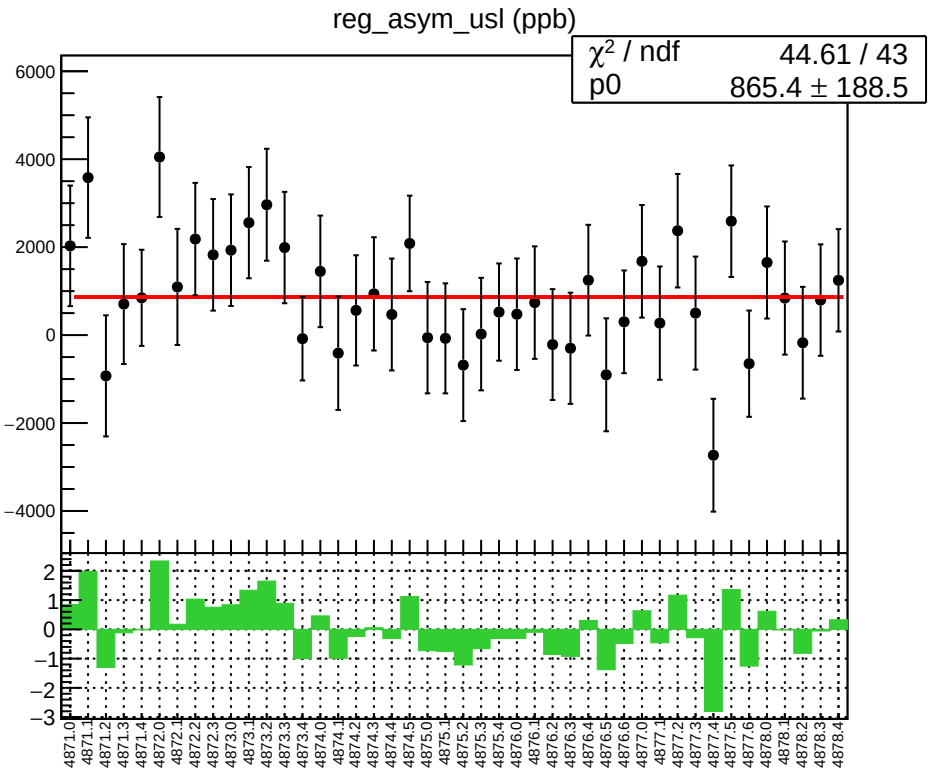
reg_asym_usl (ppb)
χ² / ndf 44.61 / 43
p0 865.4 ± 188.5
6000
4000
2000
0
−2000
−4000
2
1
0
−1
−2
−3
4871.0
4871.1
4871.2
4871.3
4871.4
4872.0
4872.1
4872.2
4872.3
4873.0
4873.1
4873.2
4873.3
4873.4
4874.0
4874.1
4874.2
4874.3
4874.4
4874.5
4875.0
4875.1
4875.2
4875.3
4875.4
4876.0
4876.1
4876.2
4876.3
4876.4
4876.5
4876.6
4877.0
4877.1
4877.2
4877.3
4877.4
4877.5
4877.6
4878.0
4878.1
4878.2
4878.3
4878.4

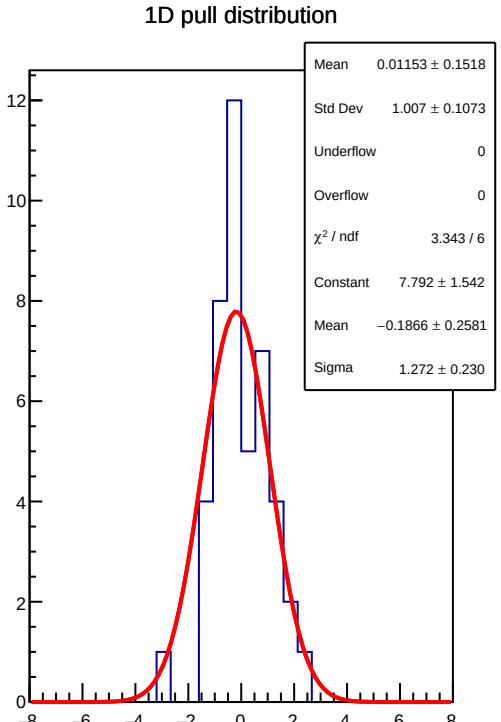
1D pull distribution
Mean 0.01153 ± 0.1518
Std Dev 1.007 ± 0.1073
Underflow 0
Overflow 0
χ² / ndf 3.343 / 6
Constant 7.792 ± 1.542
Mean −0.1866 ± 0.2581
Sigma 1.272 ± 0.230
12
10
8
6
4
2
0
−8
−6
−4
−2
0
2
4
6
8

reg_asym_usl RMS (ppm)

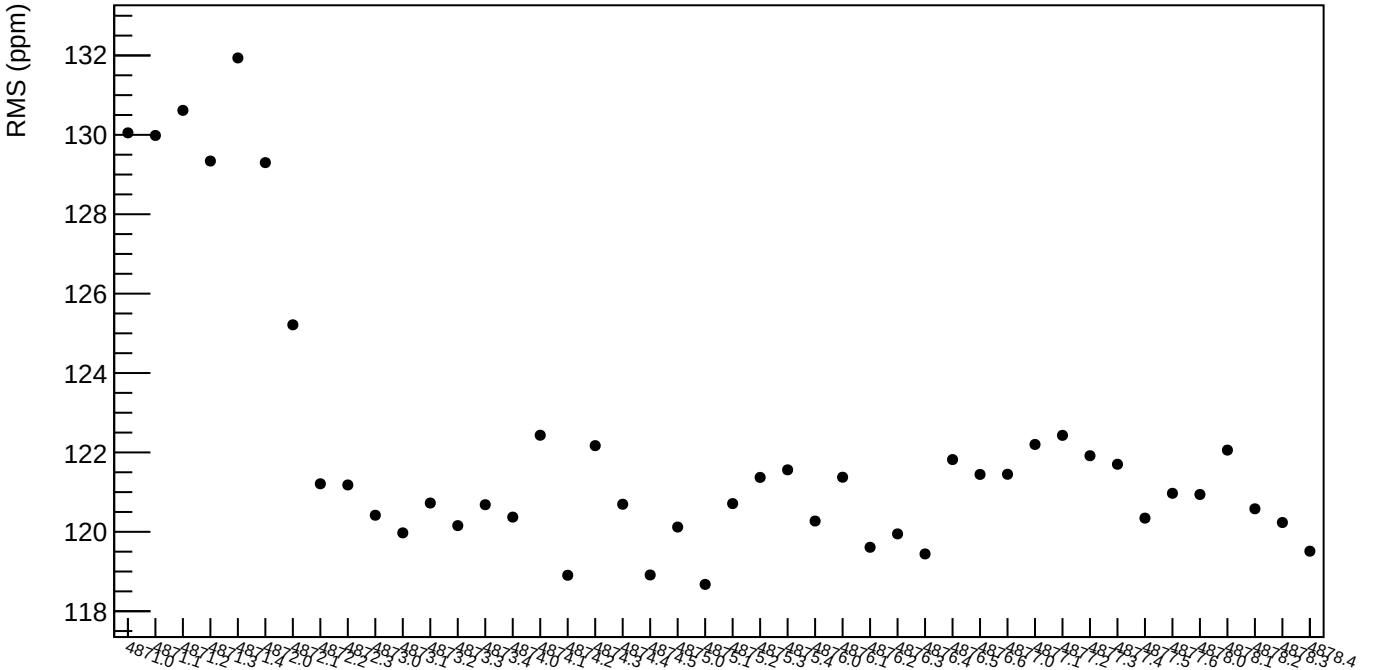

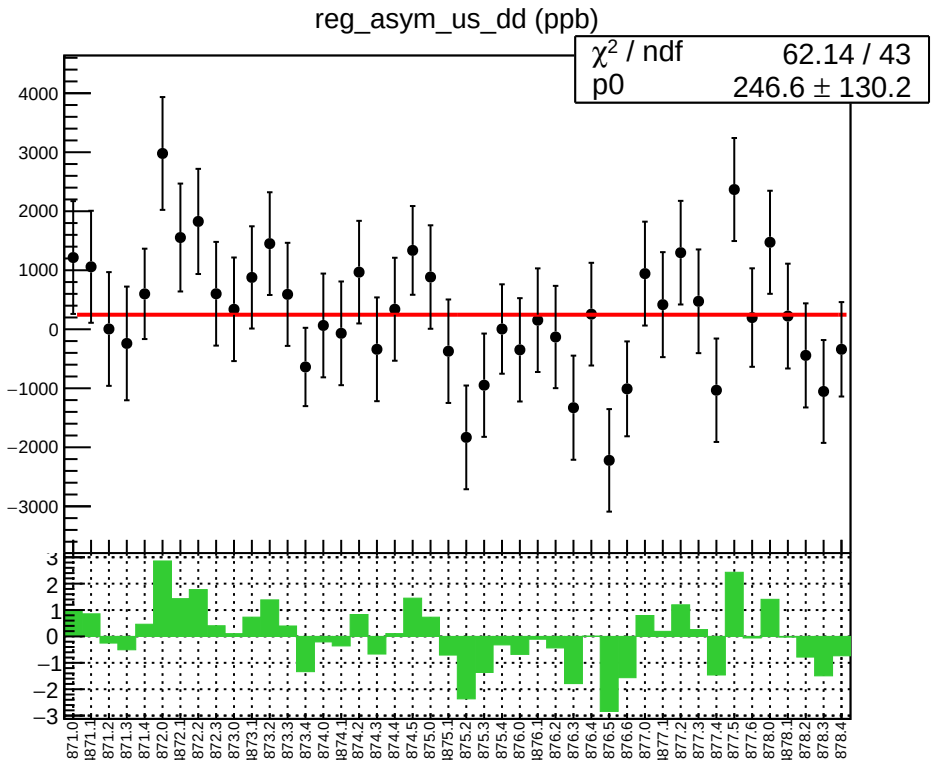
reg_asym_us_dd (ppb)
χ² / ndf 62.14 / 43
p0 246.6 ± 130.2

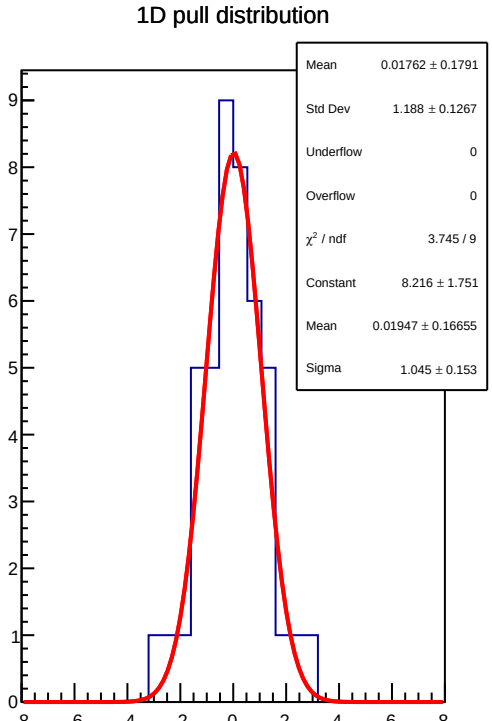
1D pull distribution
Mean 0.01762 ± 0.1791
Std Dev 1.188 ± 0.1267
Underflow 0
Overflow 0
χ² / ndf 3.745 / 9
Constant 8.216 ± 1.751
Mean 0.01947 ± 0.16655
Sigma 1.045 ± 0.153
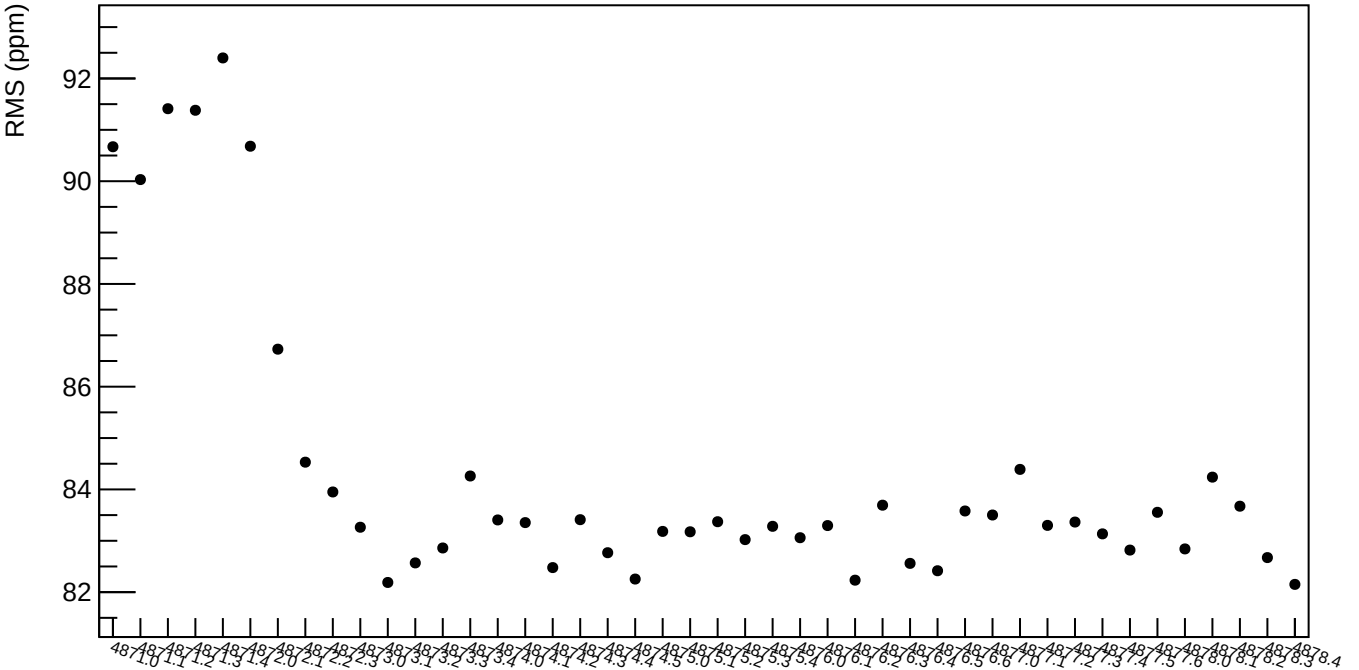
reg_asym_us_dd RMS (ppm)