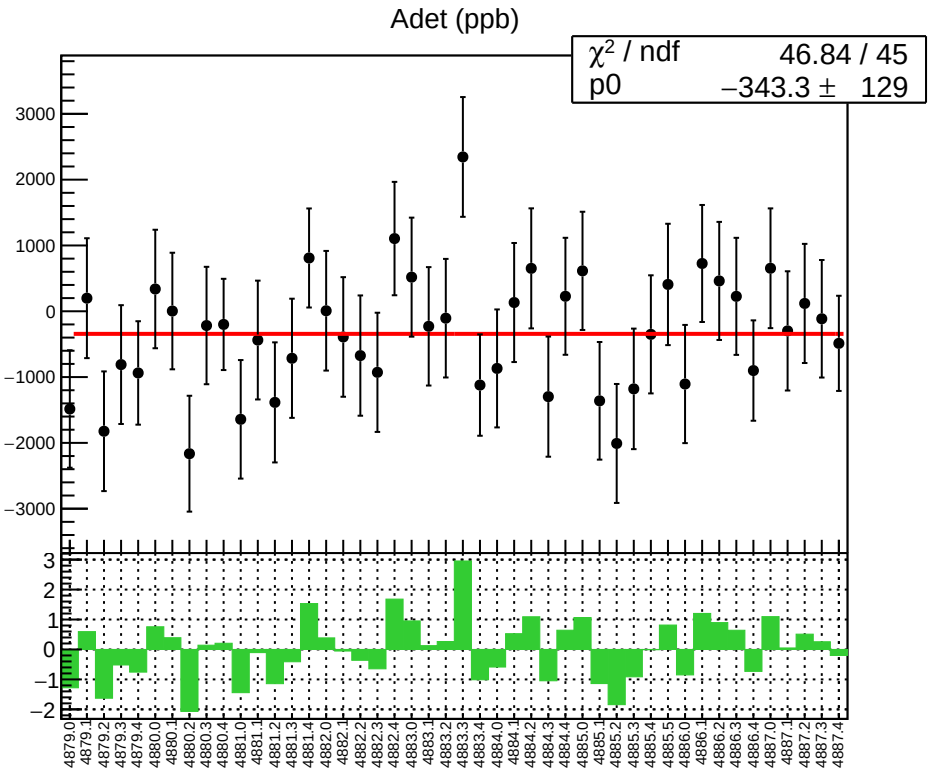
Adet (ppb)
χ² / ndf 46.84 / 45
p0 −343.3 ± 129
3000
2000
1000
0
−1000
−2000
−3000
3
2
1
0
−1
−2
4879.0
4879.1
4879.2
4879.3
4879.4
4880.0
4880.1
4880.2
4880.3
4880.4
4881.0
4881.1
4881.2
4881.3
4881.4
4882.0
4882.1
4882.2
4882.3
4882.4
4883.0
4883.1
4883.2
4883.3
4883.4
4884.0
4884.1
4884.2
4884.3
4884.4
4885.0
4885.1
4885.2
4885.3
4885.4
4885.5
4886.0
4886.1
4886.2
4886.3
4886.4
4887.0
4887.1
4887.2
4887.3
4887.4

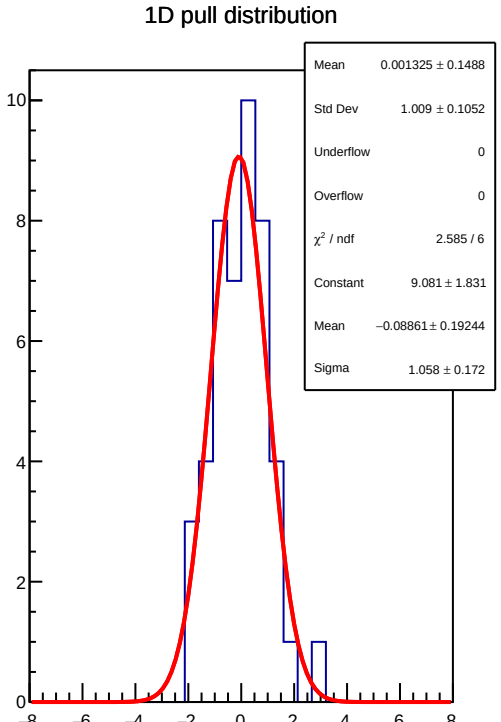
1D pull distribution
Mean 0.001325 ± 0.1488
Std Dev 1.009 ± 0.1052
Underflow 0
Overflow 0
χ² / ndf 2.585 / 6
Constant 9.081 ± 1.831
Mean −0.08861 ± 0.19244
Sigma 1.058 ± 0.172
10
8
6
4
2
0
−8
−6
−4
−2
0
2
4
6
8

Adet RMS (ppm)

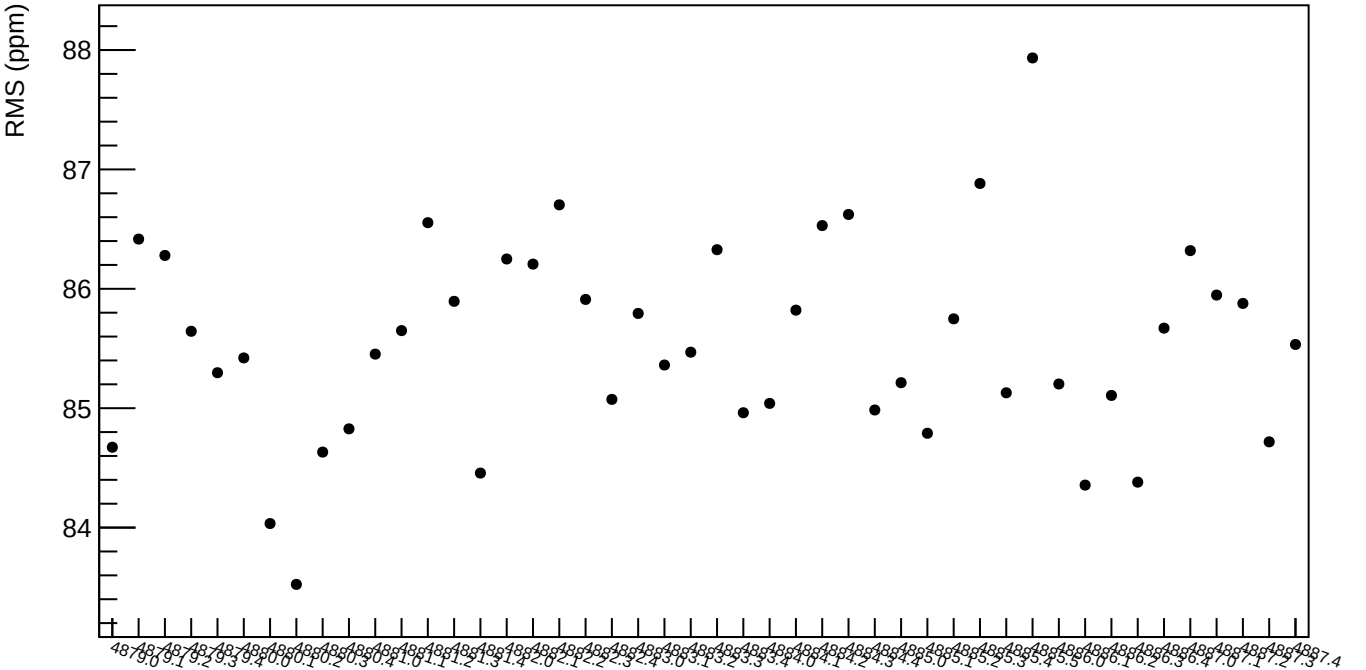

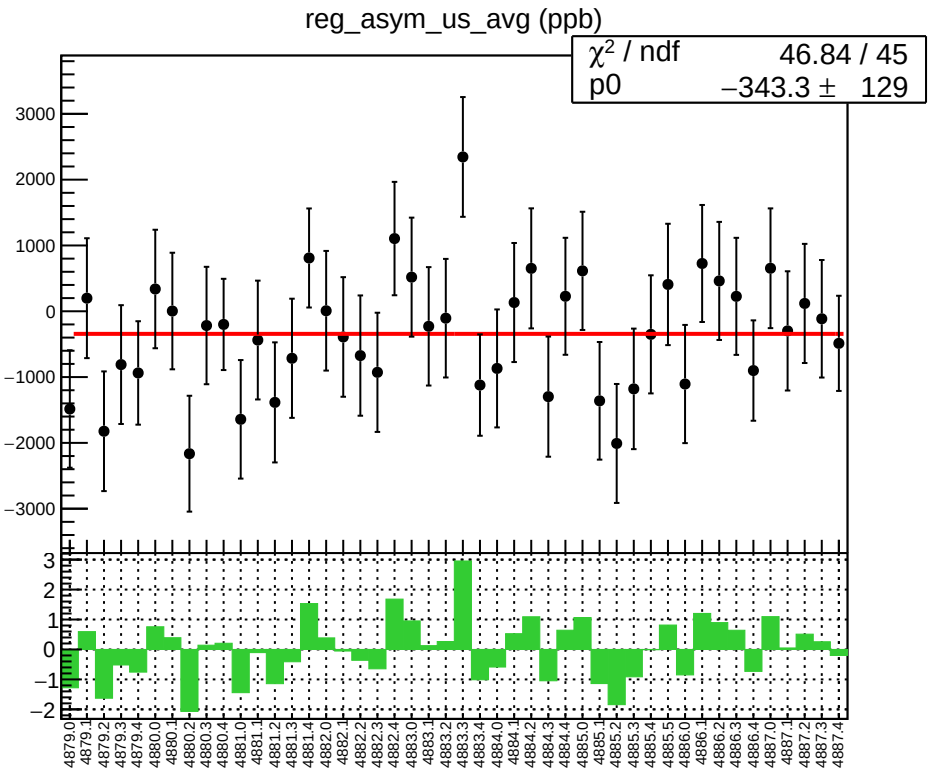
reg_asym_us_avg (ppb)
χ² / ndf 46.84 / 45
p0 −343.3 ± 129
3000
2000
1000
0
−1000
−2000
−3000
3
2
1
0
−1
−2
4879.0
4879.1
4879.2
4879.3
4879.4
4880.0
4880.1
4880.2
4880.3
4880.4
4881.0
4881.1
4881.2
4881.3
4881.4
4882.0
4882.1
4882.2
4882.3
4882.4
4883.0
4883.1
4883.2
4883.3
4883.4
4884.0
4884.1
4884.2
4884.3
4884.4
4885.0
4885.1
4885.2
4885.3
4885.4
4885.5
4886.0
4886.1
4886.2
4886.3
4886.4
4887.0
4887.1
4887.2
4887.3
4887.4

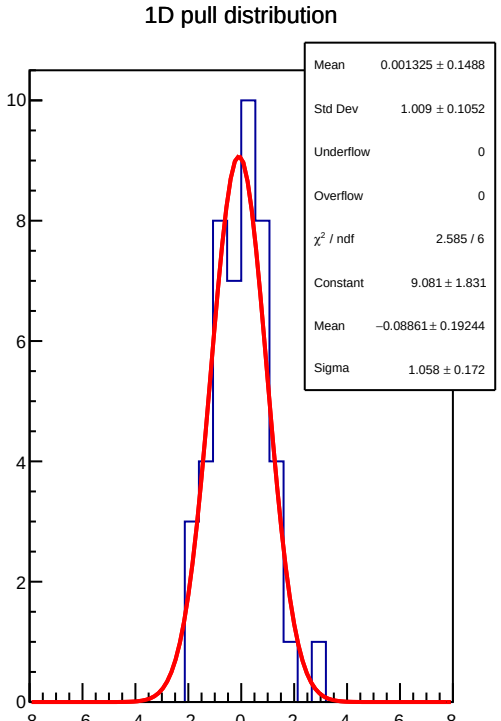
1D pull distribution
Mean 0.001325 ± 0.1488
Std Dev 1.009 ± 0.1052
Underflow 0
Overflow 0
χ² / ndf 2.585 / 6
Constant 9.081 ± 1.831
Mean −0.08861 ± 0.19244
Sigma 1.058 ± 0.172
10
8
6
4
2
0
−8
−6
−4
−2
0
2
4
6
8

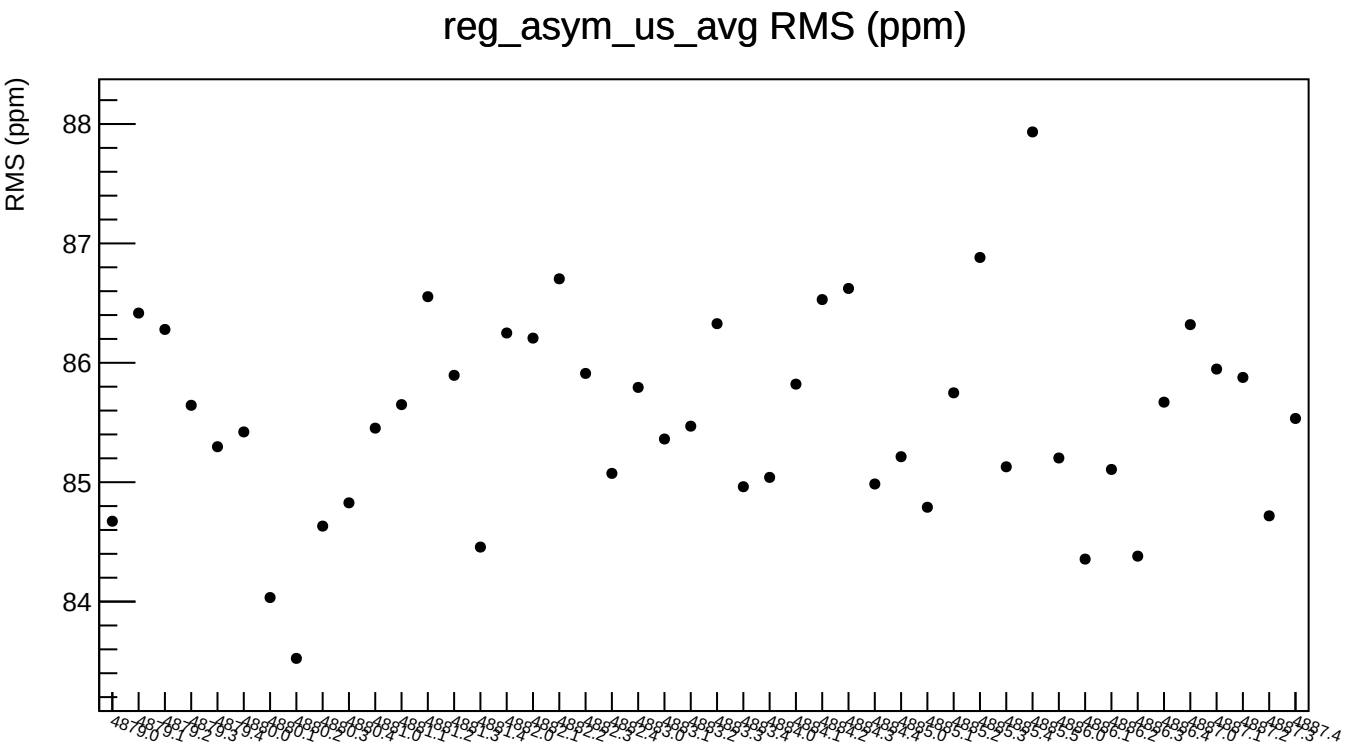
reg_asym_us_avg RMS (ppm)
RMS (ppm)
88
87
86
85
84

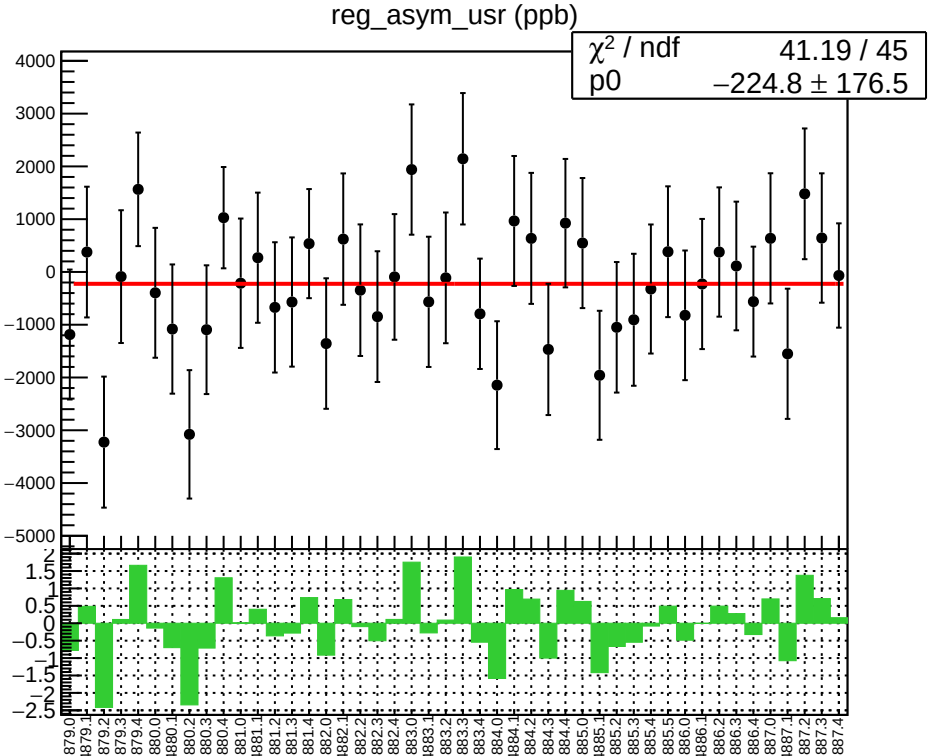
reg_asym_usr (ppb)
χ² / ndf 41.19 / 45
p0 −224.8 ± 176.5

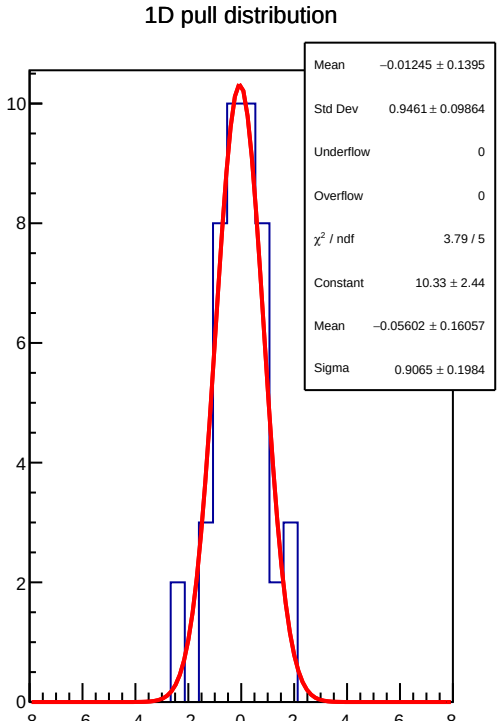
1D pull distribution
Mean −0.01245 ± 0.1395
Std Dev 0.9461 ± 0.09864
Underflow 0
Overflow 0
χ² / ndf 3.79 / 5
Constant 10.33 ± 2.44
Mean −0.05602 ± 0.16057
Sigma 0.9065 ± 0.1984

reg_asym_usr RMS (ppm)

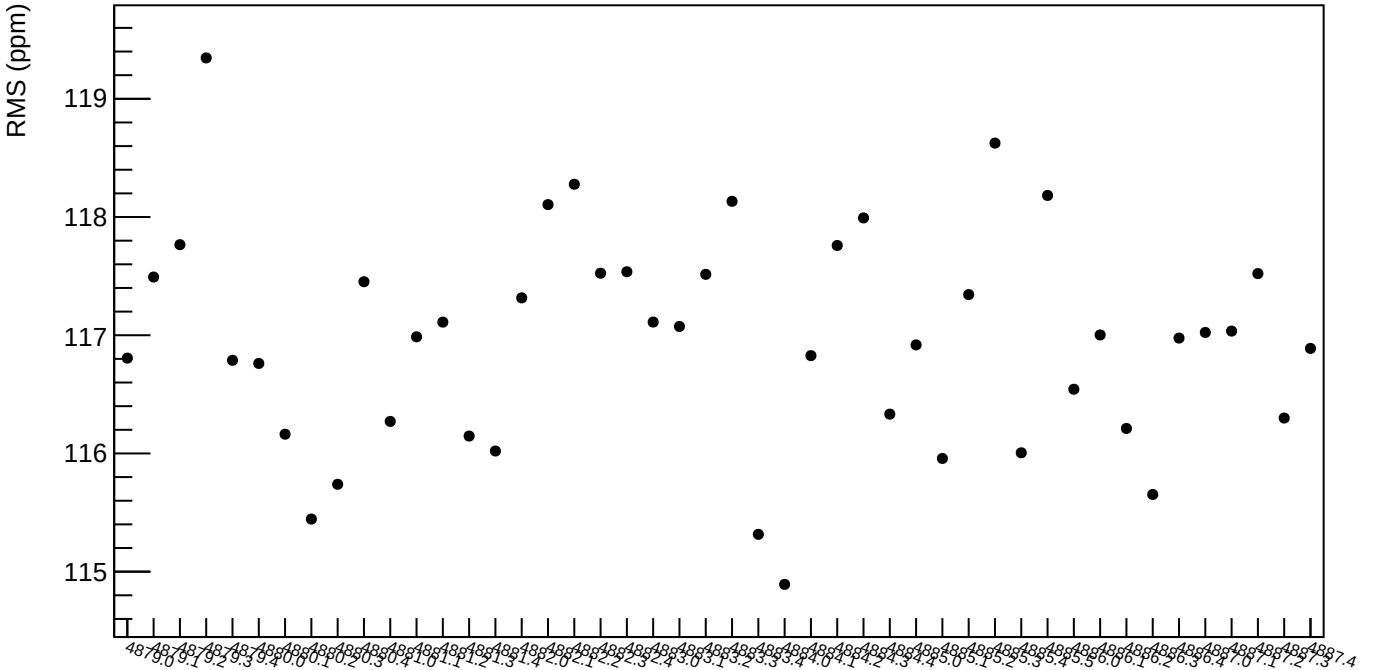

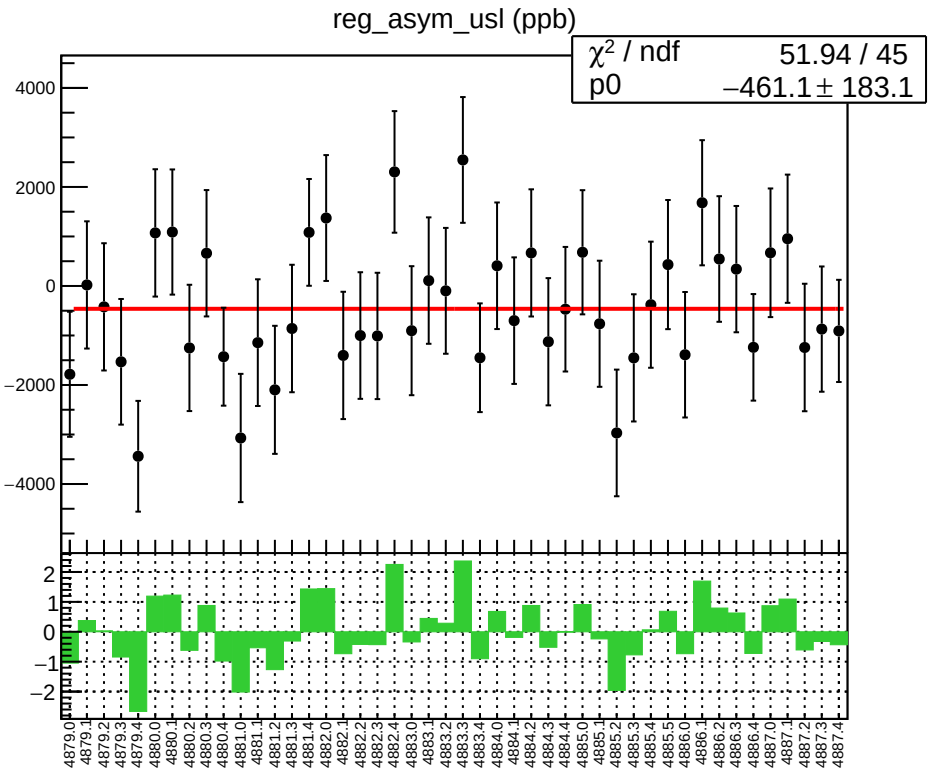
reg_asym_usl (ppb)
χ² / ndf 51.94 / 45
p0 −461.1 ± 183.1
4000
2000
0
−2000
−4000
2
1
0
−1
−2
4879.0
4879.1
4879.2
4879.3
4879.4
4880.0
4880.1
4880.2
4880.3
4880.4
4881.0
4881.1
4881.2
4881.3
4881.4
4882.0
4882.1
4882.2
4882.3
4882.4
4883.0
4883.1
4883.2
4883.3
4883.4
4884.0
4884.1
4884.2
4884.3
4884.4
4885.0
4885.1
4885.2
4885.3
4885.4
4885.5
4886.0
4886.1
4886.2
4886.3
4886.4
4887.0
4887.1
4887.2
4887.3
4887.4

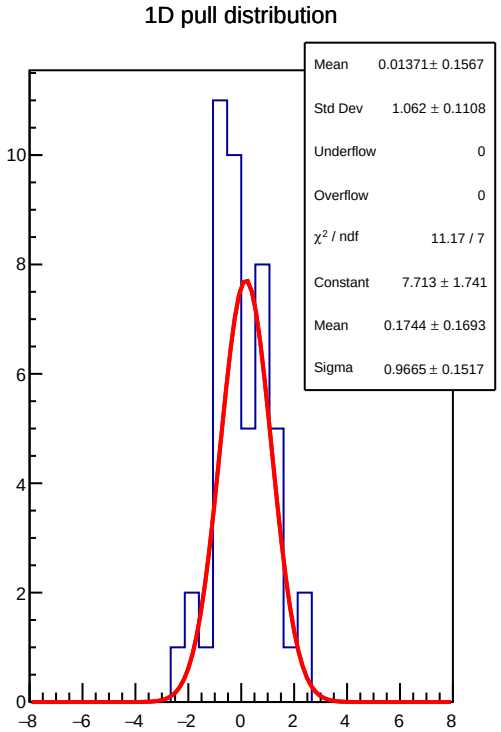
1D pull distribution
Mean 0.01371 ± 0.1567
Std Dev 1.062 ± 0.1108
Underflow 0
Overflow 0
χ² / ndf 11.17 / 7
Constant 7.713 ± 1.741
Mean 0.1744 ± 0.1693
Sigma 0.9665 ± 0.1517
10
8
6
4
2
0
−8
−6
−4
−2
0
2
4
6
8

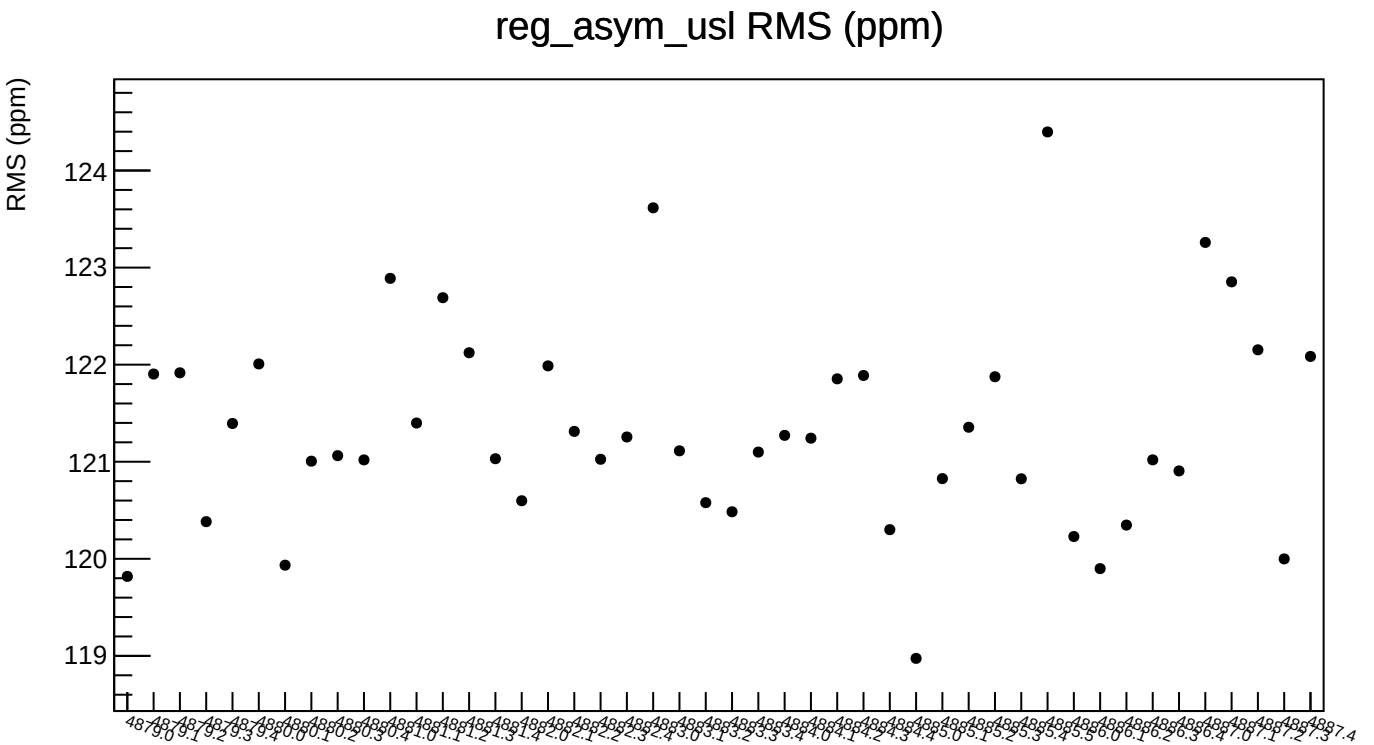
reg_asym_usl RMS (ppm)
RMS (ppm)
124
123
122
121
120
119

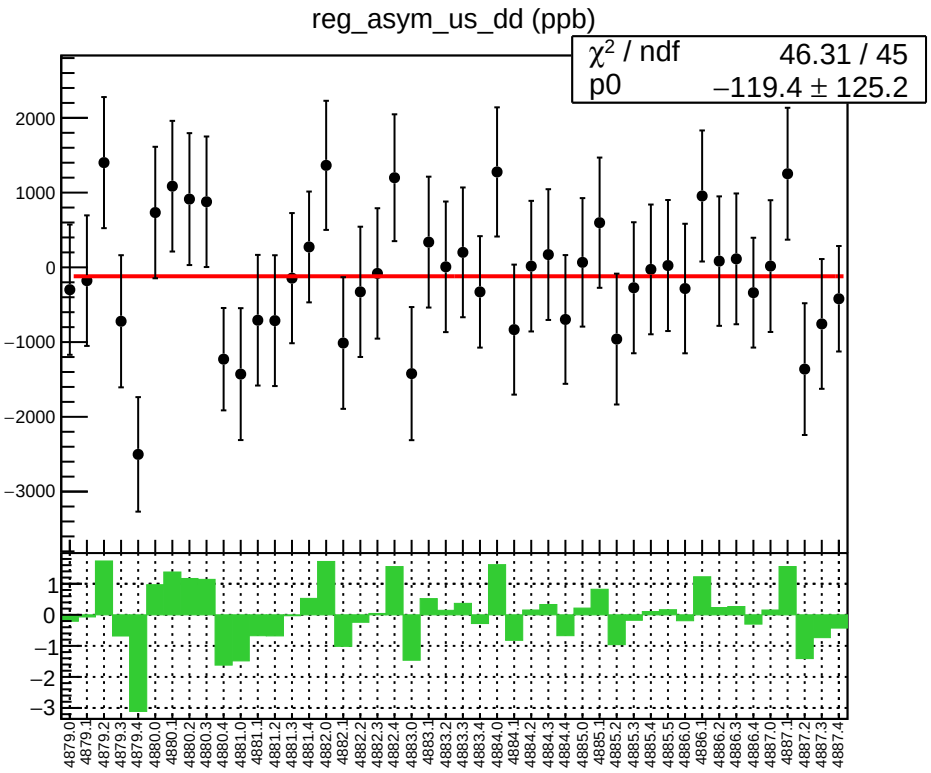
reg_asym_us_dd (ppb)
χ² / ndf 46.31 / 45
p0 −119.4 ± 125.2
2000
1000
0
−1000
−2000
−3000
1
0
−1
−2
−3
4879.0
4879.1
4879.2
4879.3
4879.4
4880.0
4880.1
4880.2
4880.3
4880.4
4881.0
4881.1
4881.2
4881.3
4881.4
4882.0
4882.1
4882.2
4882.3
4882.4
4883.0
4883.1
4883.2
4883.3
4883.4
4884.0
4884.1
4884.2
4884.3
4884.4
4885.0
4885.1
4885.2
4885.3
4885.4
4885.5
4886.0
4886.1
4886.2
4886.3
4886.4
4887.0
4887.1
4887.2
4887.3
4887.4

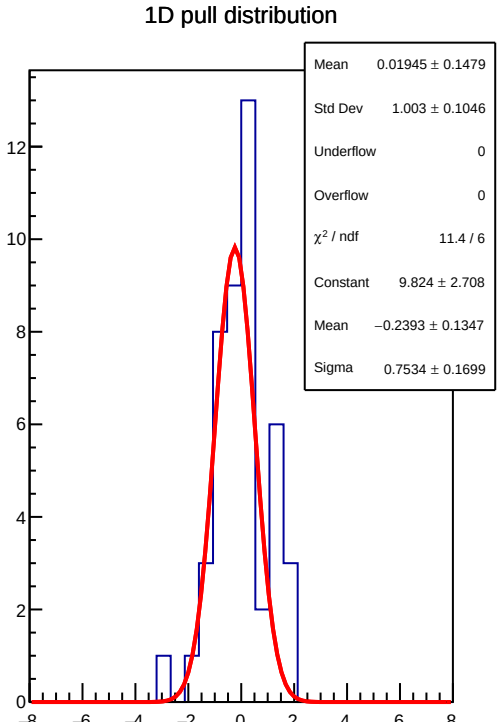
1D pull distribution
Mean 0.01945 ± 0.1479
Std Dev 1.003 ± 0.1046
Underflow 0
Overflow 0
χ² / ndf 11.4 / 6
Constant 9.824 ± 2.708
Mean −0.2393 ± 0.1347
Sigma 0.7534 ± 0.1699
12
10
8
6
4
2
0
−8
−6
−4
−2
0
2
4
6
8
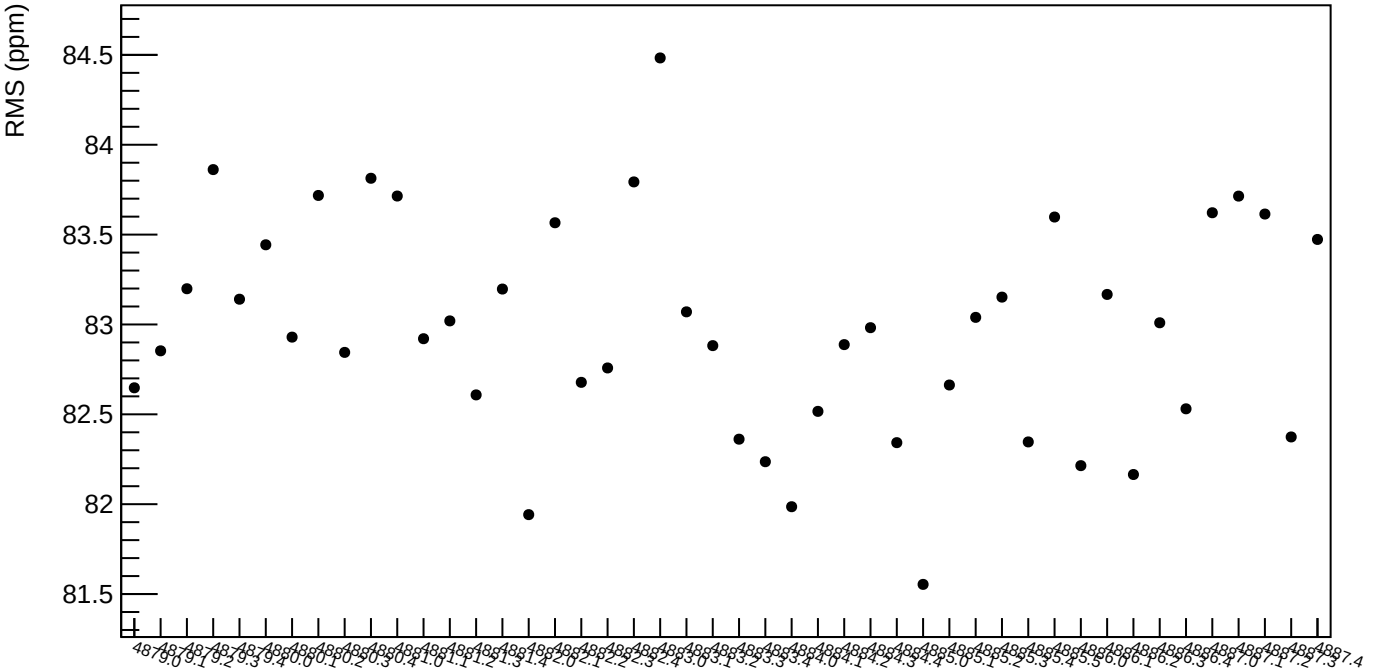
reg_asym_us_dd RMS (ppm)