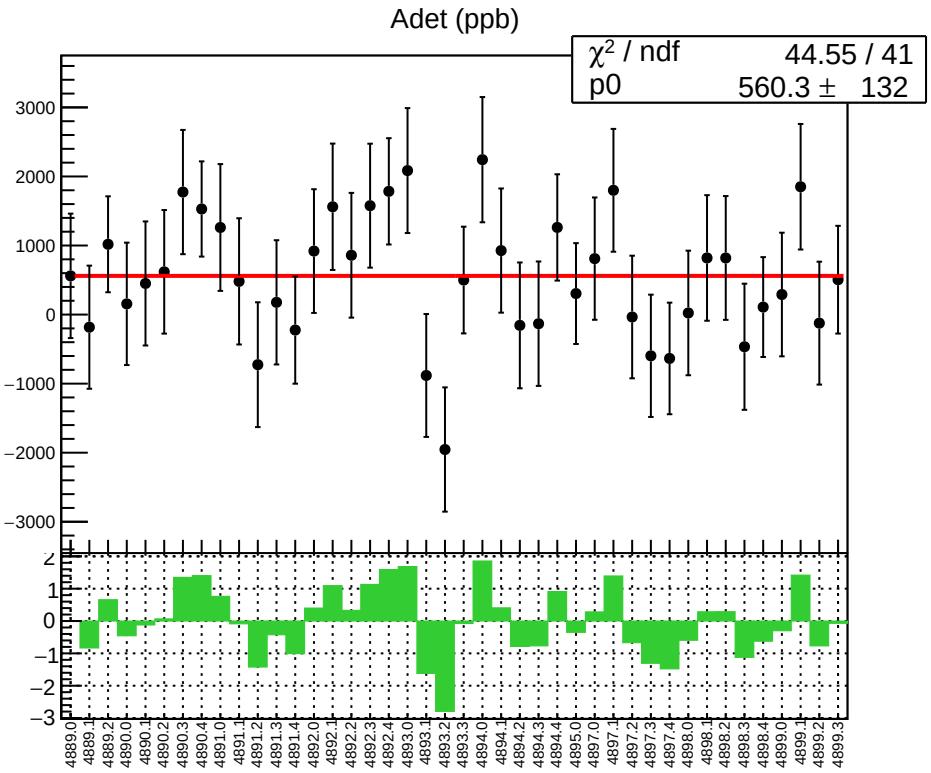
Adet (ppb)
χ² / ndf 44.55 / 41
p0 560.3 ± 132
3000
2000
1000
0
−1000
−2000
−3000
2
1
0
−1
−2
−3
4889.0
4889.1
4889.2
4890.0
4890.1
4890.2
4890.3
4890.4
4891.0
4891.1
4891.2
4891.3
4891.4
4892.0
4892.1
4892.2
4892.3
4892.4
4893.0
4893.1
4893.2
4893.3
4894.0
4894.1
4894.2
4894.3
4894.4
4895.0
4897.0
4897.1
4897.2
4897.3
4897.4
4898.0
4898.1
4898.2
4898.3
4898.4
4899.0
4899.1
4899.2
4899.3

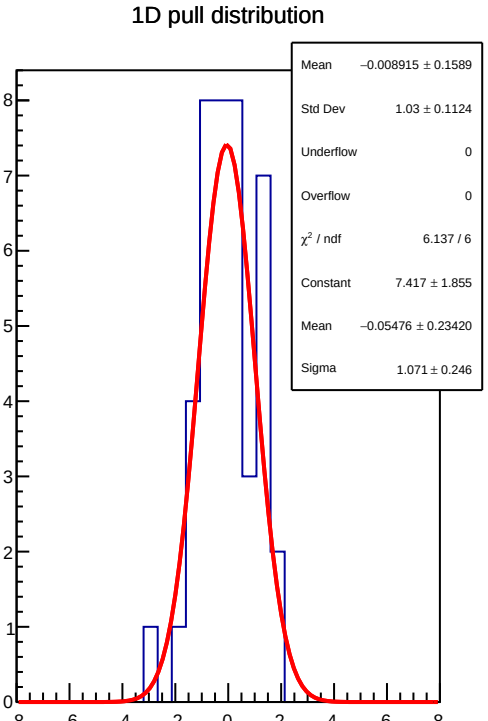
1D pull distribution
Mean −0.008915 ± 0.1589
Std Dev 1.03 ± 0.1124
Underflow 0
Overflow 0
χ² / ndf 6.137 / 6
Constant 7.417 ± 1.855
Mean −0.05476 ± 0.23420
Sigma 1.071 ± 0.246
8
7
6
5
4
3
2
1
0
−8
−6
−4
−2
0
2
4
6
8

# Adet RMS (ppm)

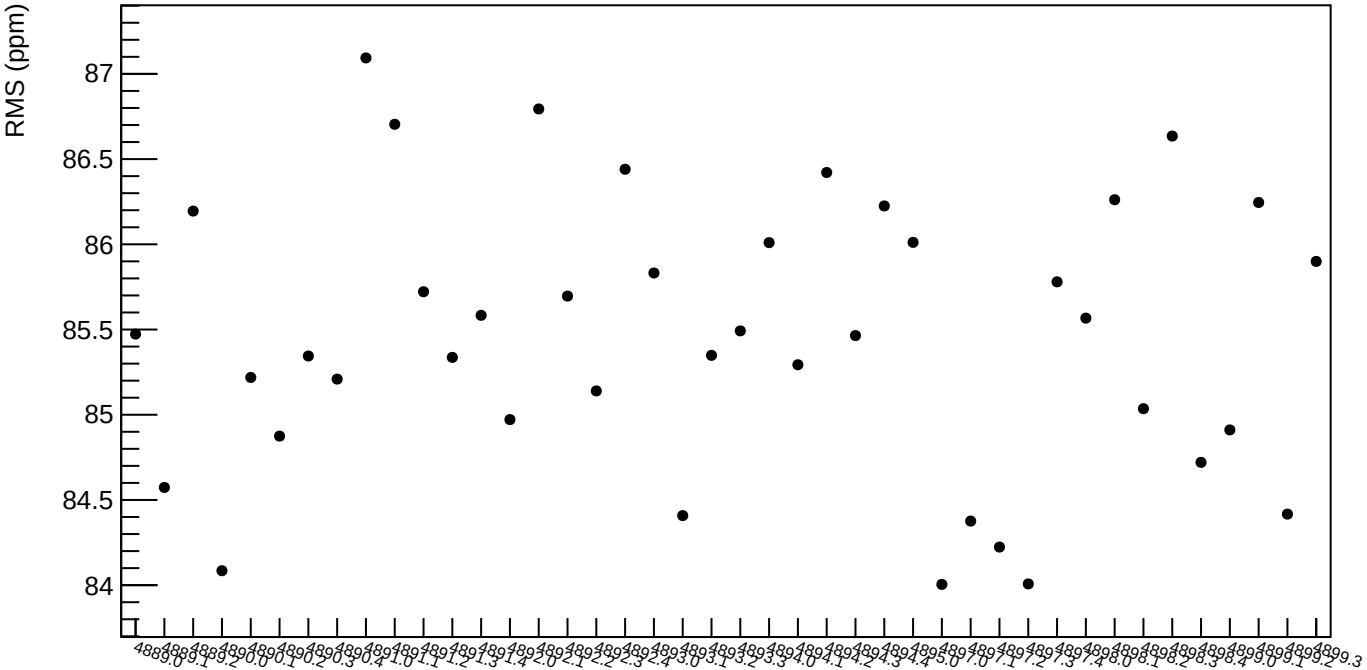

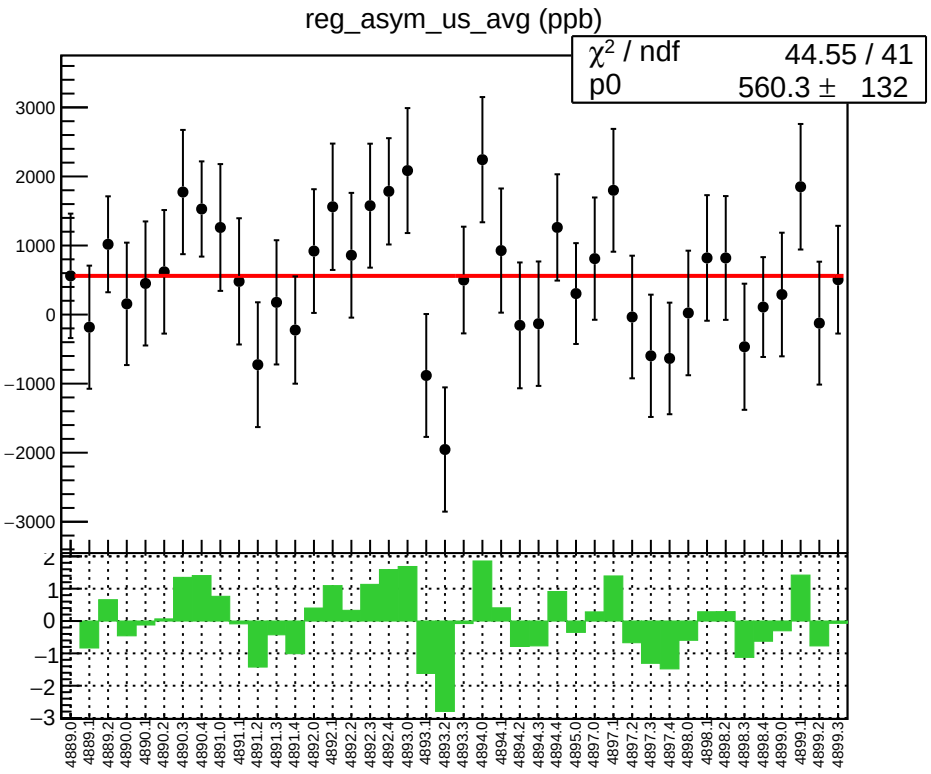
reg_asym_us_avg (ppb)
χ² / ndf 44.55 / 41
p0 560.3 ± 132

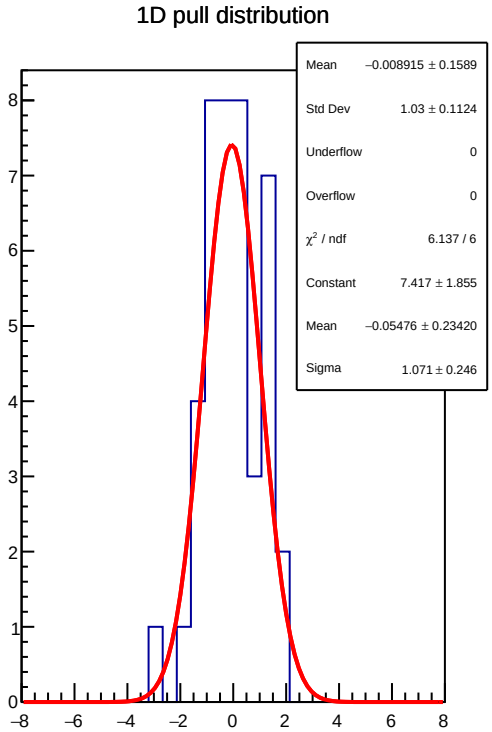
1D pull distribution
Mean −0.008915 ± 0.1589
Std Dev 1.03 ± 0.1124
Underflow 0
Overflow 0
χ² / ndf 6.137 / 6
Constant 7.417 ± 1.855
Mean −0.05476 ± 0.23420
Sigma 1.071 ± 0.246

# reg_asym_us_avg RMS (ppm)

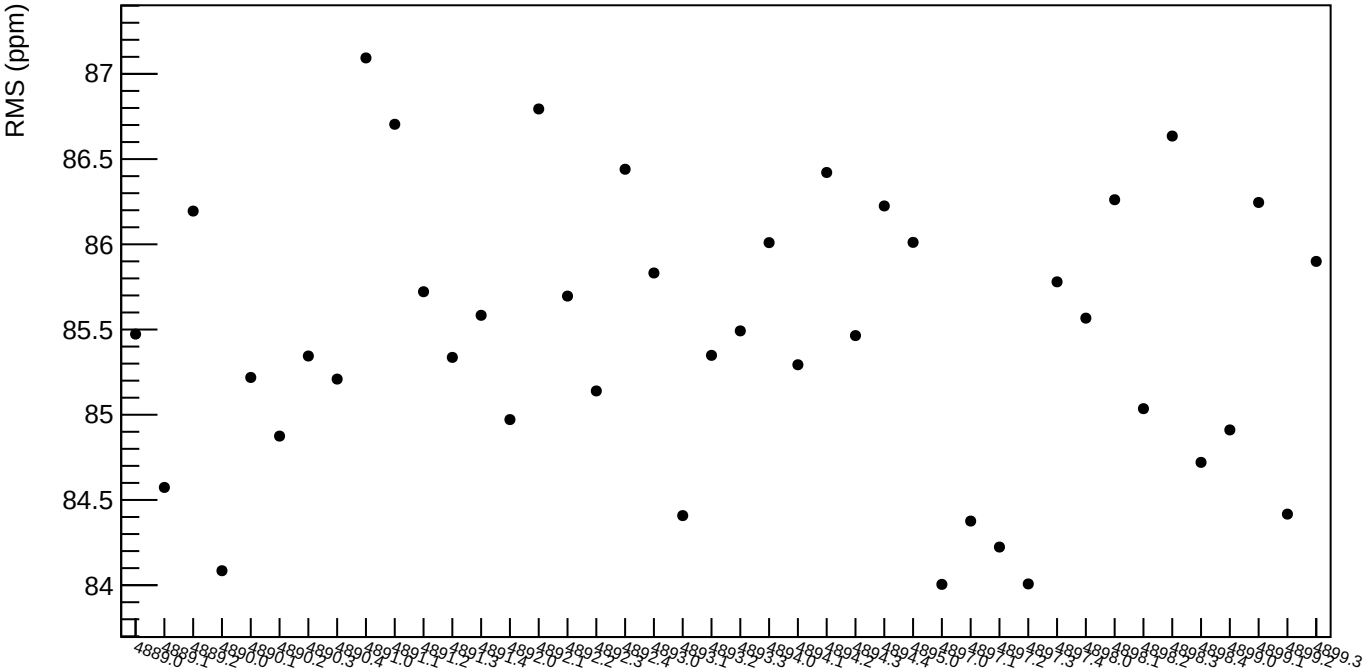

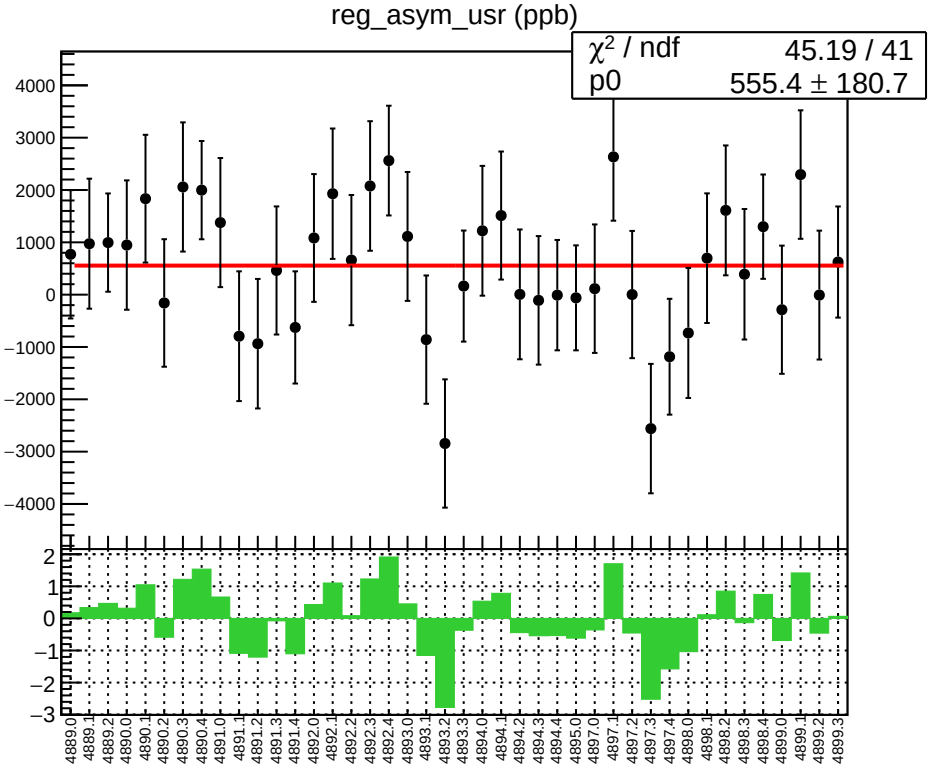
reg_asym_usr (ppb)
χ² / ndf 45.19 / 41
p0 555.4 ± 180.7

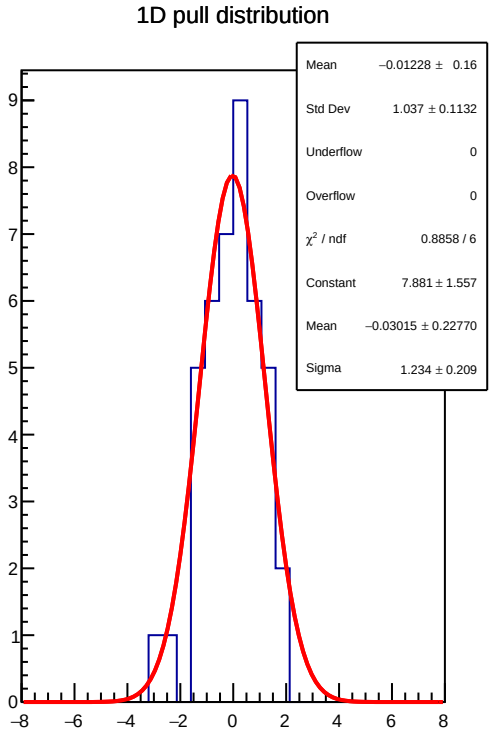
1D pull distribution
Mean −0.01228 ± 0.16
Std Dev 1.037 ± 0.1132
Underflow 0
Overflow 0
χ² / ndf 0.8858 / 6
Constant 7.881 ± 1.557
Mean −0.03015 ± 0.22770
Sigma 1.234 ± 0.209

# reg_asym_usr RMS (ppm)

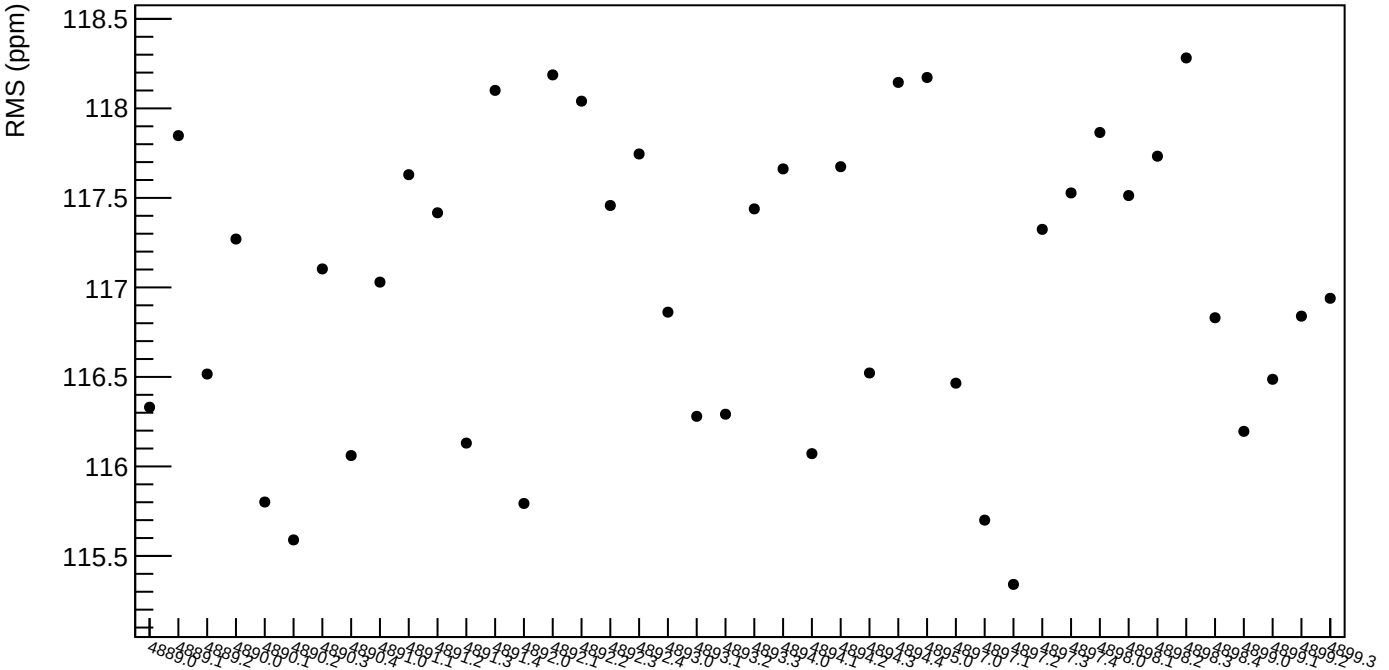

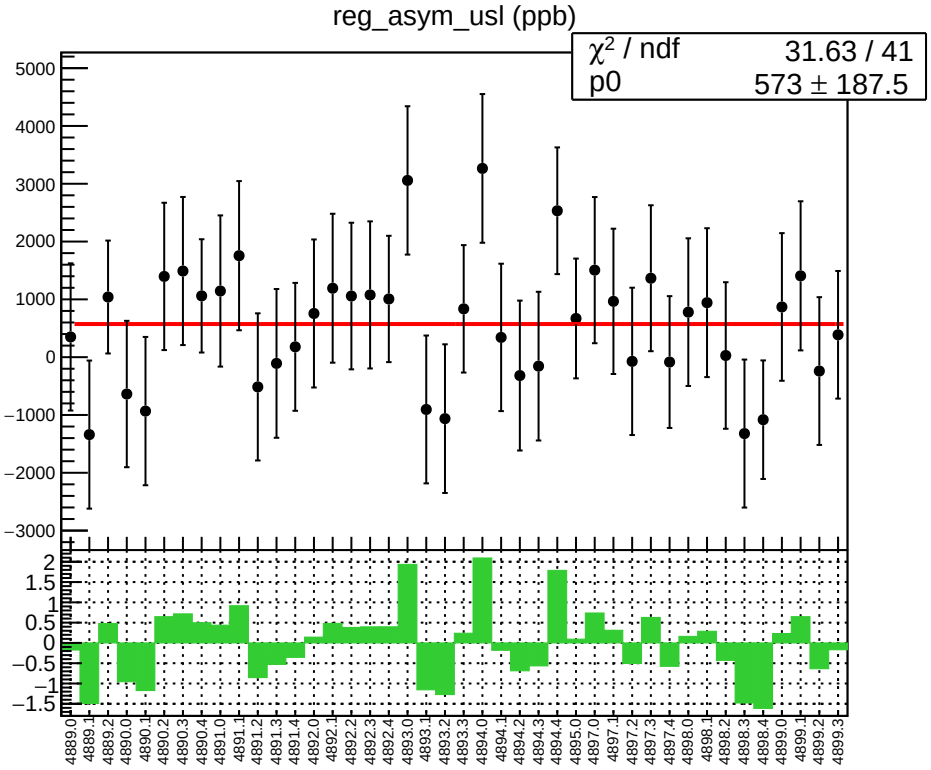
reg_asym_usl (ppb)
χ² / ndf 31.63 / 41
p0 573 ± 187.5
5000
4000
3000
2000
1000
0
−1000
−2000
−3000
2
1.5
1
0.5
0
−0.5
−1
−1.5
4889.0
4889.1
4889.2
4890.0
4890.1
4890.2
4890.3
4890.4
4891.0
4891.1
4891.2
4891.3
4891.4
4892.0
4892.1
4892.2
4892.3
4892.4
4893.0
4893.1
4893.2
4893.3
4894.0
4894.1
4894.2
4894.3
4894.4
4895.0
4897.0
4897.1
4897.2
4897.3
4897.4
4898.0
4898.1
4898.2
4898.3
4898.4
4899.0
4899.1
4899.2
4899.3

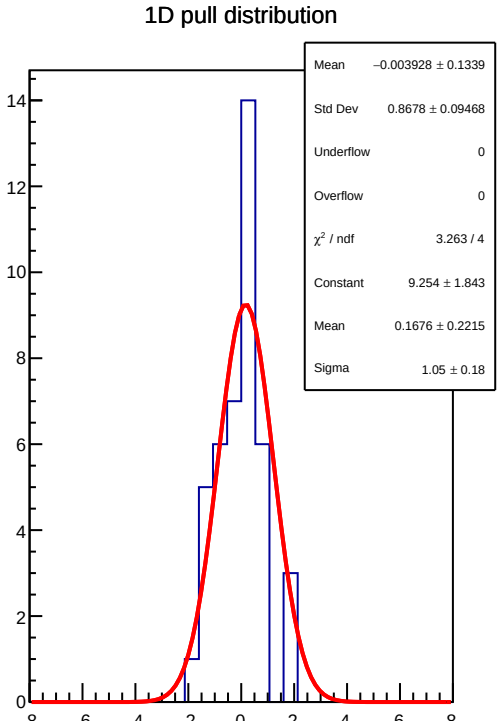
1D pull distribution
Mean −0.003928 ± 0.1339
Std Dev 0.8678 ± 0.09468
Underflow 0
Overflow 0
χ² / ndf 3.263 / 4
Constant 9.254 ± 1.843
Mean 0.1676 ± 0.2215
Sigma 1.05 ± 0.18
14
12
10
8
6
4
2
0
−8
−6
−4
−2
0
2
4
6
8

# reg_asym_usl RMS (ppm)

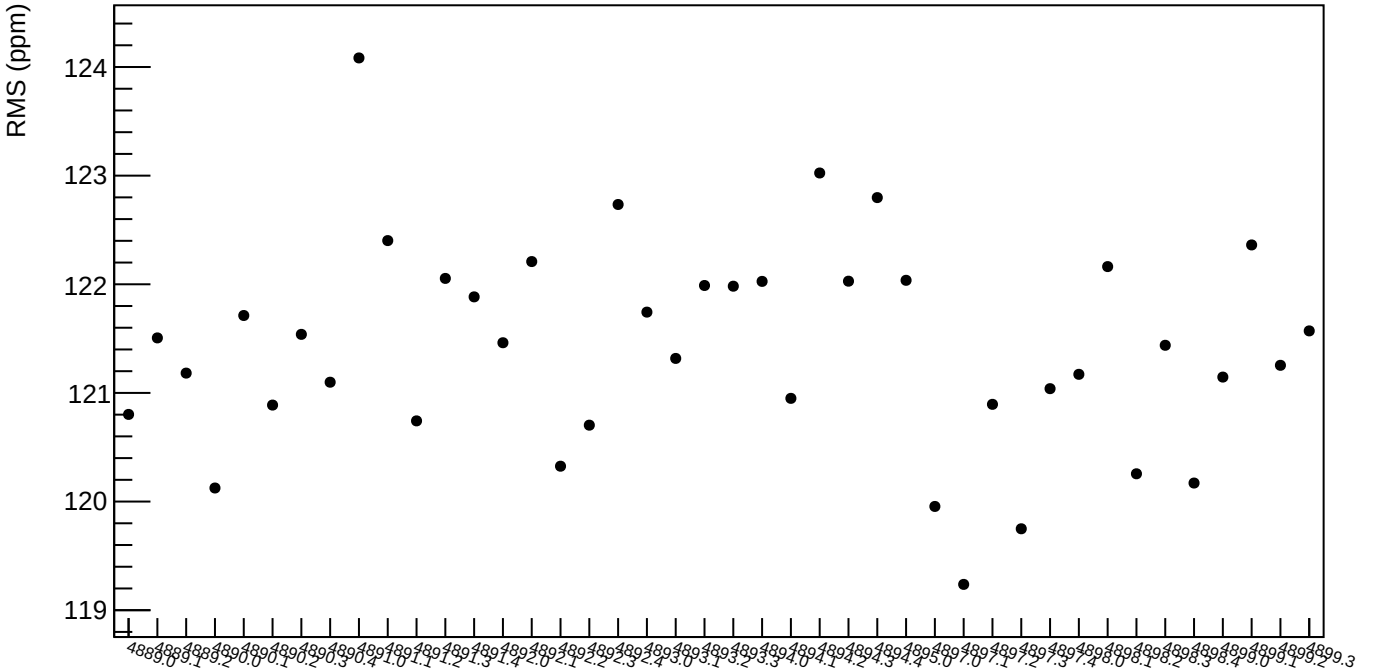

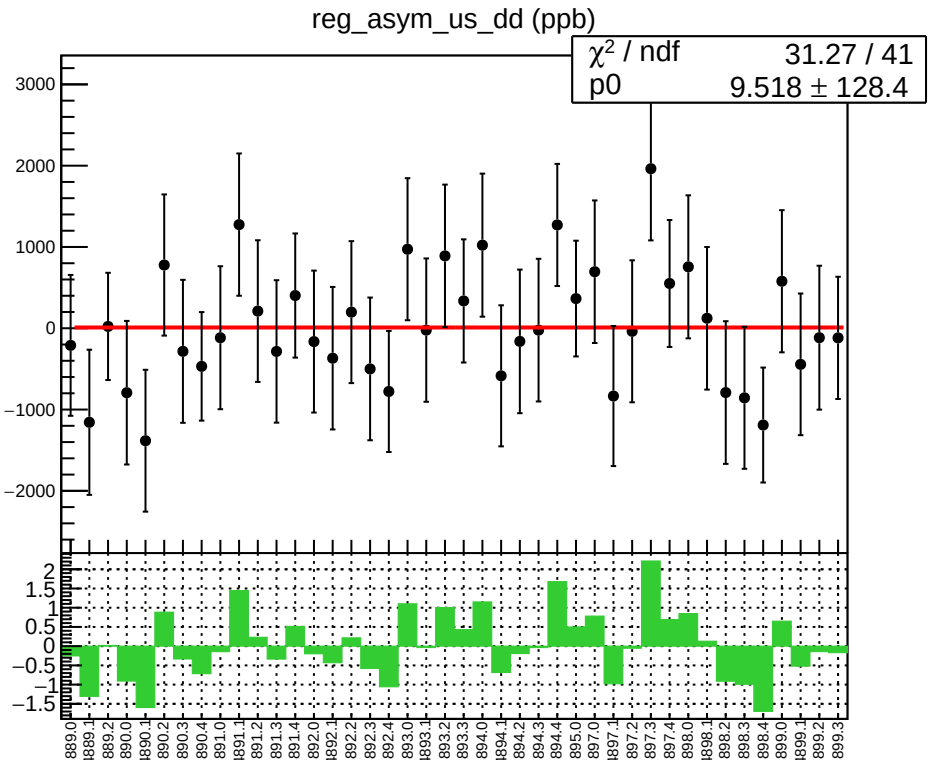
reg_asym_us_dd (ppb)
χ² / ndf 31.27 / 41
p0 9.518 ± 128.4
3000
2000
1000
0
−1000
−2000
2
1.5
1
0.5
0
−0.5
−1
−1.5
4889.0
4889.1
4889.2
4890.0
4890.1
4890.2
4890.3
4890.4
4891.0
4891.1
4891.2
4891.3
4891.4
4892.0
4892.1
4892.2
4892.3
4892.4
4893.0
4893.1
4893.2
4893.3
4894.0
4894.1
4894.2
4894.3
4894.4
4895.0
4897.0
4897.1
4897.2
4897.3
4897.4
4898.0
4898.1
4898.2
4898.3
4898.4
4899.0
4899.1
4899.2
4899.3

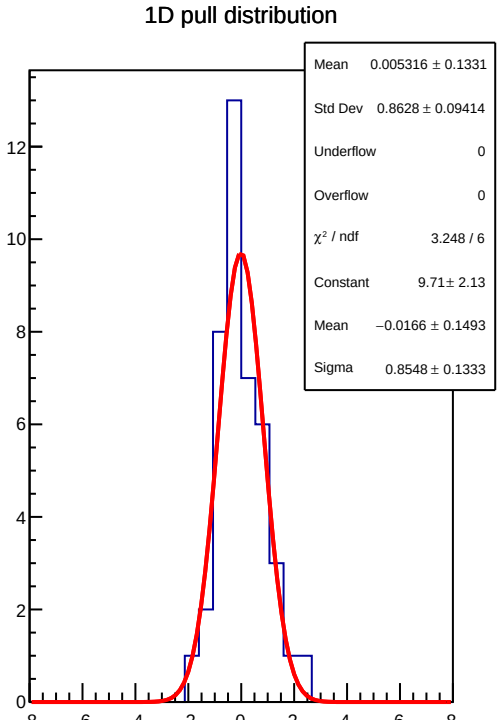
1D pull distribution
Mean 0.005316 ± 0.1331
Std Dev 0.8628 ± 0.09414
Underflow 0
Overflow 0
χ² / ndf 3.248 / 6
Constant 9.71 ± 2.13
Mean −0.0166 ± 0.1493
Sigma 0.8548 ± 0.1333
12
10
8
6
4
2
0
−8
−6
−4
−2
0
2
4
6
8
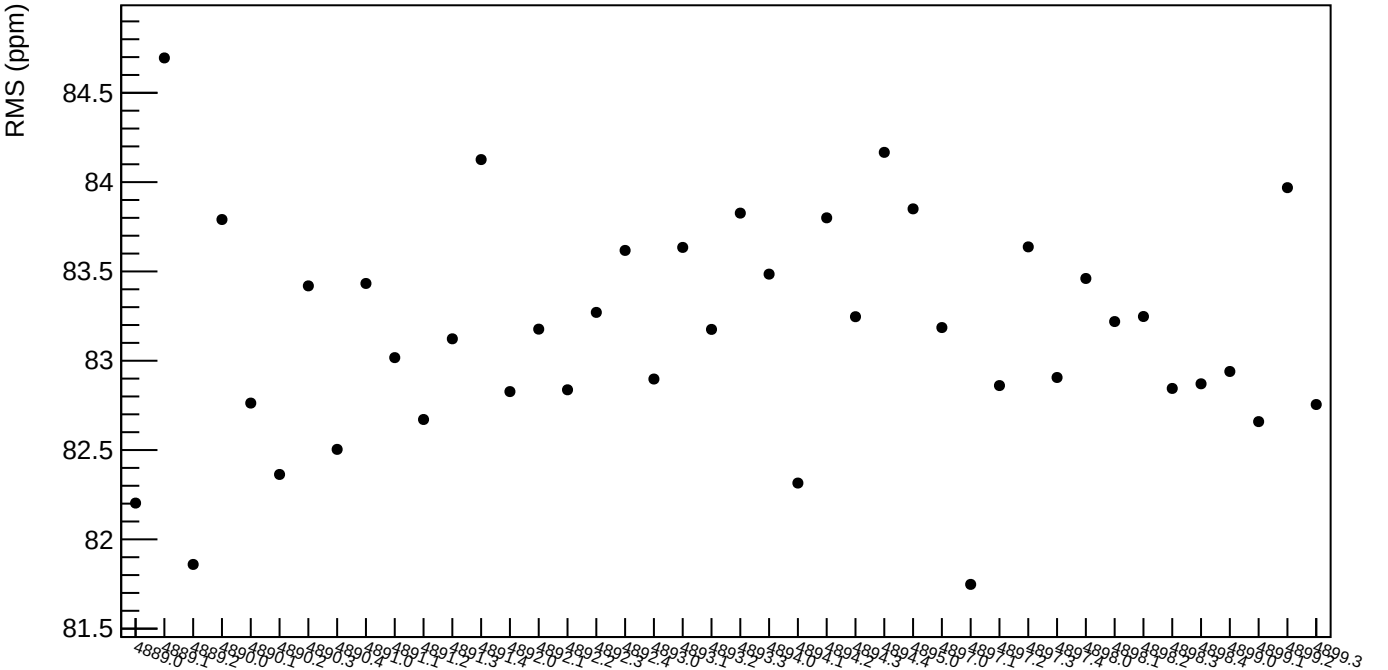
# reg_asym_us_dd RMS (ppm)