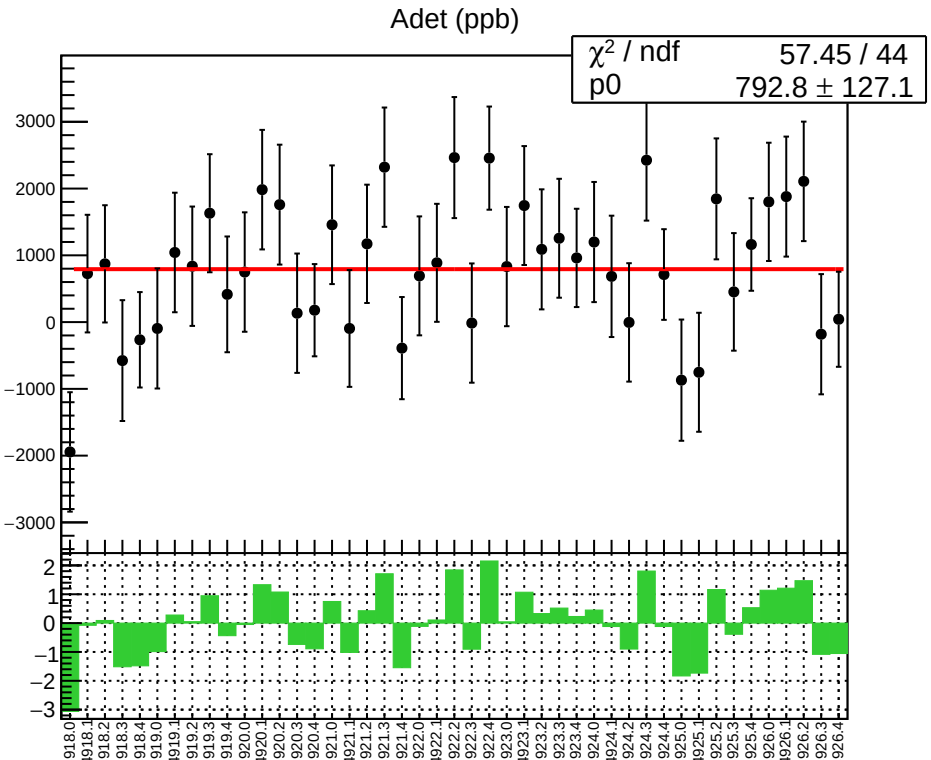
Adet (ppb)
χ² / ndf 57.45 / 44
p0 792.8 ± 127.1
3000
2000
1000
0
−1000
−2000
−3000
2
1
0
−1
−2
−3
4918.0
4918.1
4918.2
4918.3
4918.4
4919.0
4919.1
4919.2
4919.3
4919.4
4920.0
4920.1
4920.2
4920.3
4920.4
4921.0
4921.1
4921.2
4921.3
4921.4
4922.0
4922.1
4922.2
4922.3
4922.4
4923.0
4923.1
4923.2
4923.3
4923.4
4924.0
4924.1
4924.2
4924.3
4924.4
4925.0
4925.1
4925.2
4925.3
4925.4
4926.0
4926.1
4926.2
4926.3
4926.4

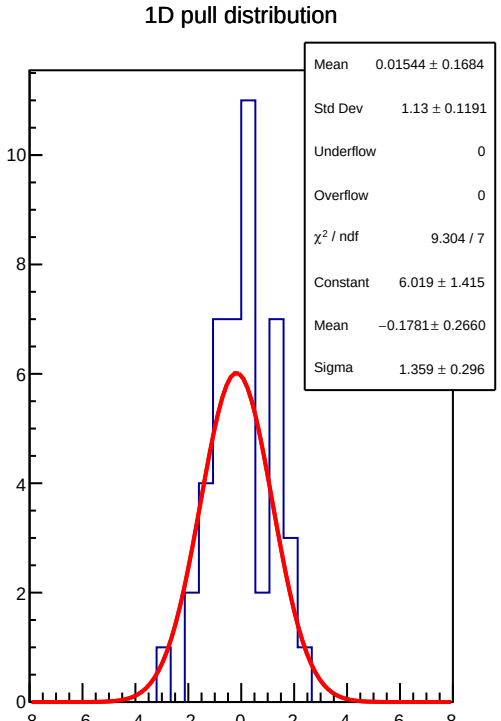
1D pull distribution
Mean 0.01544 ± 0.1684
Std Dev 1.13 ± 0.1191
Underflow 0
Overflow 0
χ² / ndf 9.304 / 7
Constant 6.019 ± 1.415
Mean −0.1781 ± 0.2660
Sigma 1.359 ± 0.296
10
8
6
4
2
0
−8
−6
−4
−2
0
2
4
6
8

# Adet RMS (ppm)

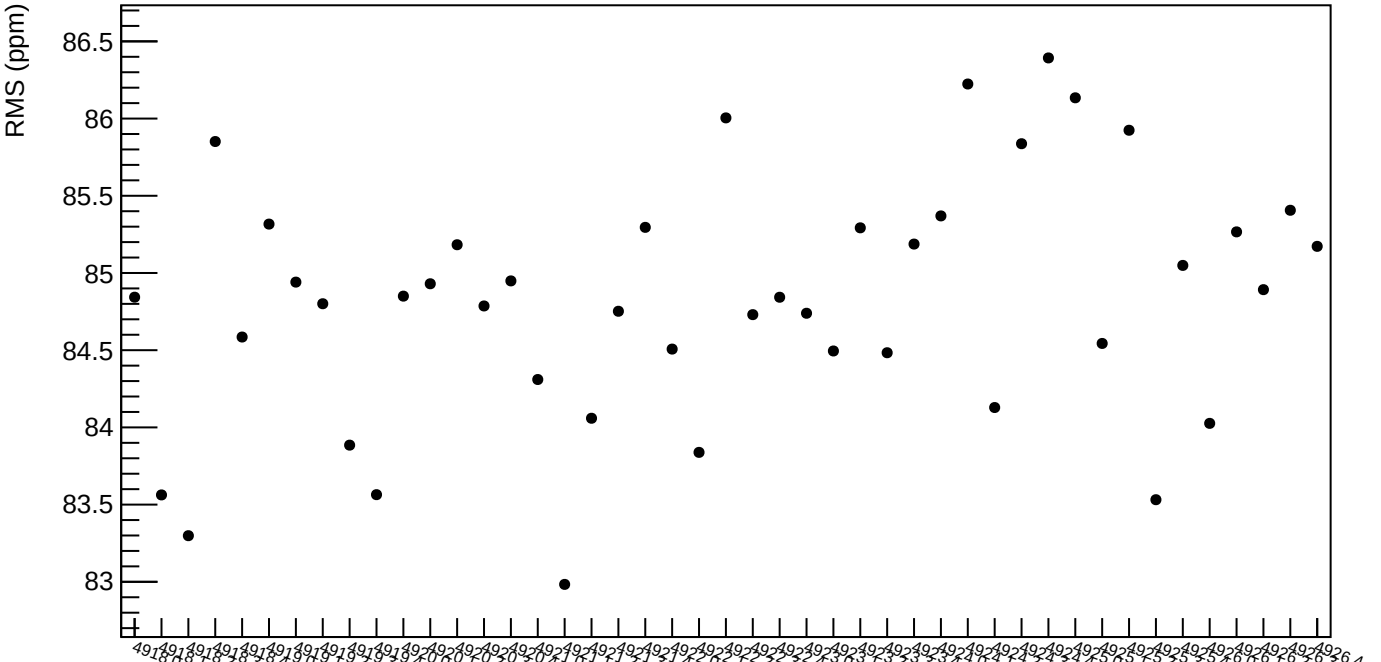

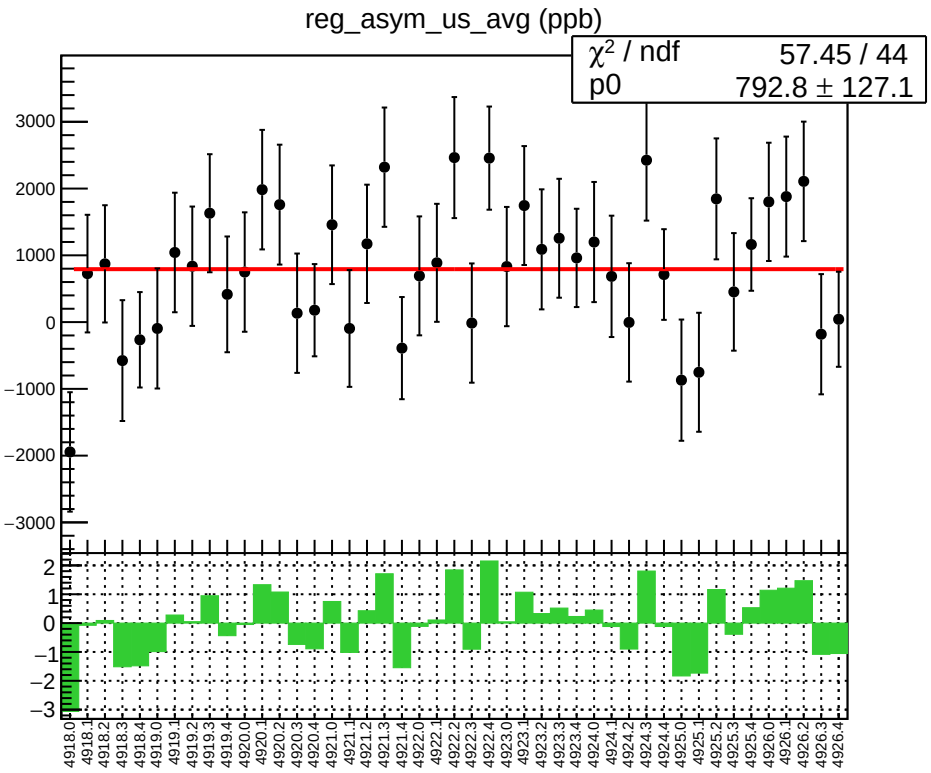
reg_asym_us_avg (ppb)
χ² / ndf 57.45 / 44
p0 792.8 ± 127.1
3000
2000
1000
0
−1000
−2000
−3000
2
1
0
−1
−2
−3
4918.0
4918.1
4918.2
4918.3
4918.4
4919.0
4919.1
4919.2
4919.3
4919.4
4920.0
4920.1
4920.2
4920.3
4920.4
4921.0
4921.1
4921.2
4921.3
4921.4
4922.0
4922.1
4922.2
4922.3
4922.4
4923.0
4923.1
4923.2
4923.3
4923.4
4924.0
4924.1
4924.2
4924.3
4924.4
4925.0
4925.1
4925.2
4925.3
4925.4
4926.0
4926.1
4926.2
4926.3
4926.4

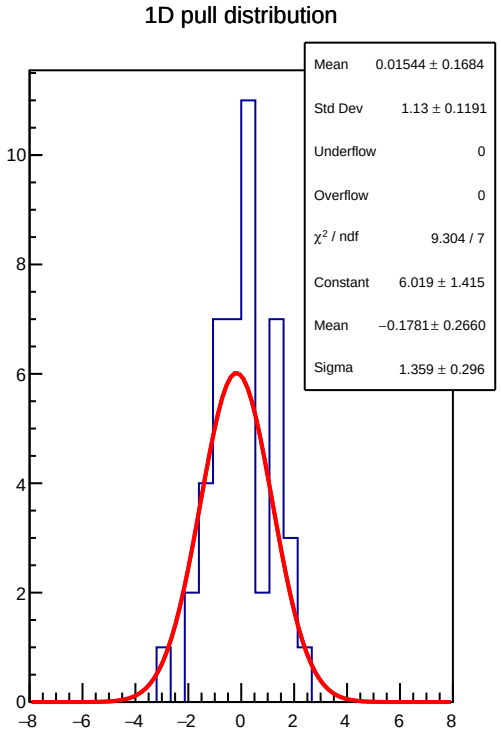
1D pull distribution
Mean 0.01544 ± 0.1684
Std Dev 1.13 ± 0.1191
Underflow 0
Overflow 0
χ² / ndf 9.304 / 7
Constant 6.019 ± 1.415
Mean −0.1781 ± 0.2660
Sigma 1.359 ± 0.296
10
8
6
4
2
0
−8
−6
−4
−2
0
2
4
6
8

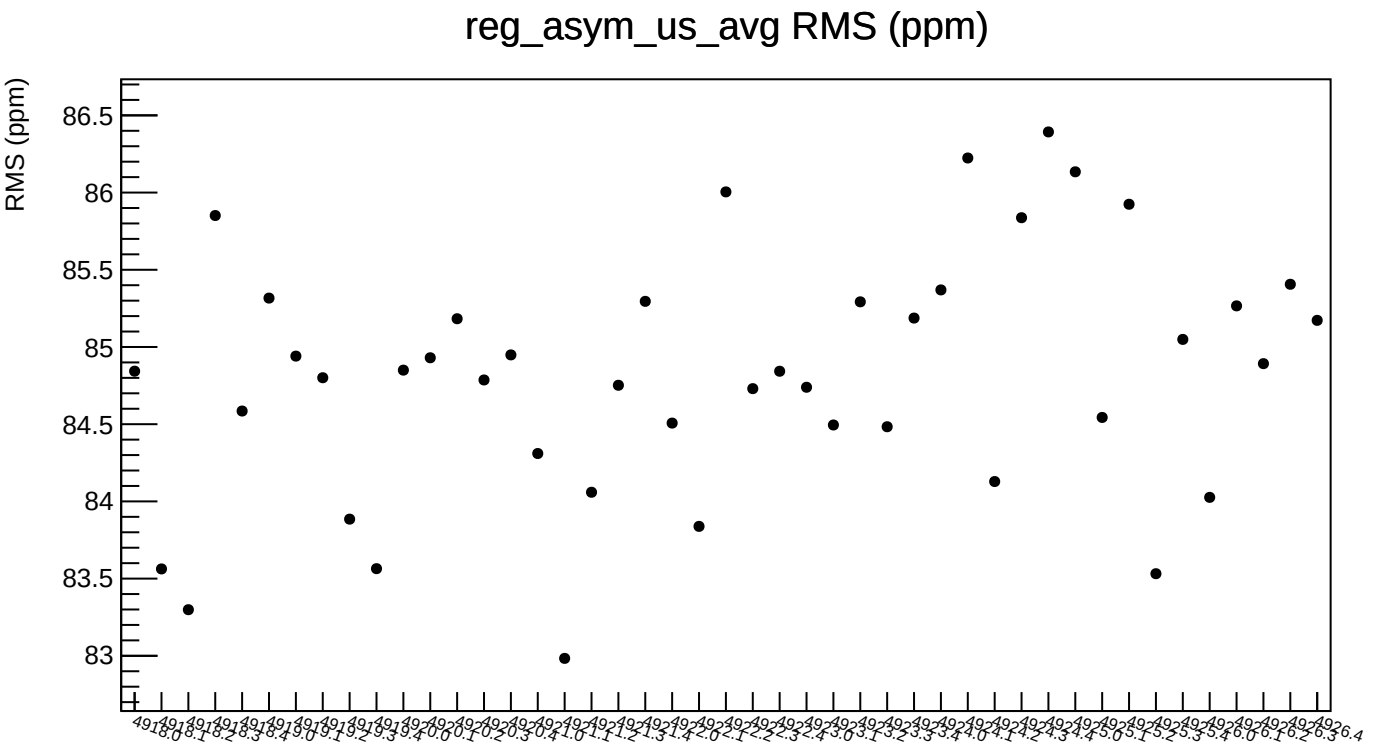
reg_asym_us_avg RMS (ppm)
RMS (ppm)
86.5
86
85.5
85
84.5
84
83.5
83

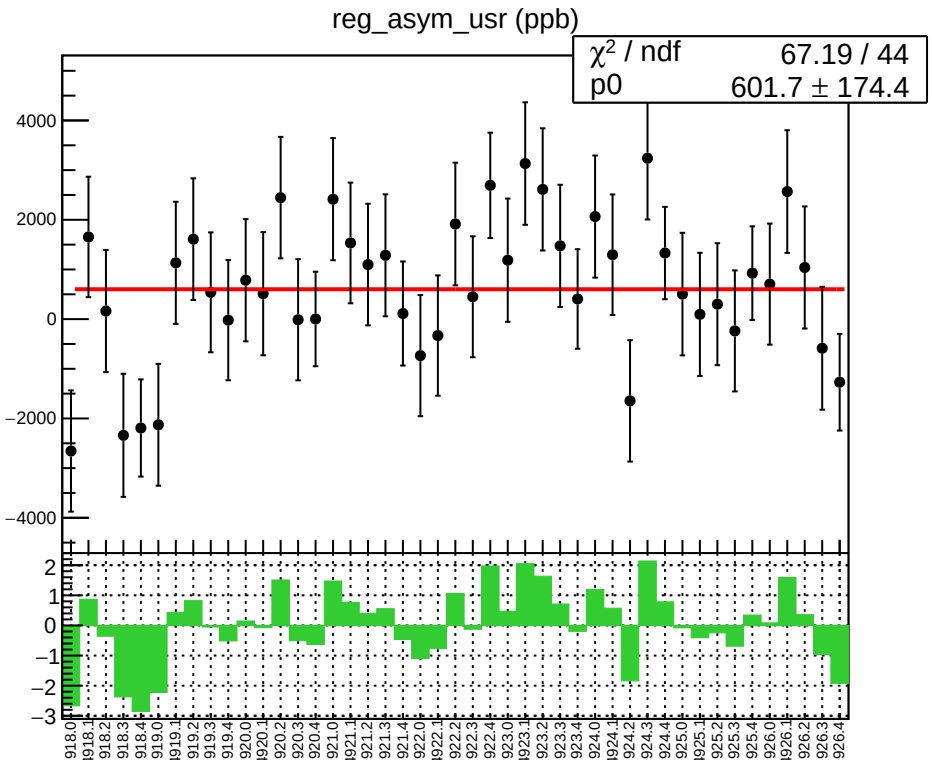
reg_asym_usr (ppb)
χ² / ndf 67.19 / 44
p0 601.7 ± 174.4
4000
2000
0
−2000
−4000
2
1
0
−1
−2
−3
4918.0
4918.1
4918.2
4918.3
4918.4
4919.0
4919.1
4919.2
4919.3
4919.4
4920.0
4920.1
4920.2
4920.3
4920.4
4921.0
4921.1
4921.2
4921.3
4921.4
4922.0
4922.1
4922.2
4922.3
4922.4
4923.0
4923.1
4923.2
4923.3
4923.4
4924.0
4924.1
4924.2
4924.3
4924.4
4925.0
4925.1
4925.2
4925.3
4925.4
4926.0
4926.1
4926.2
4926.3
4926.4

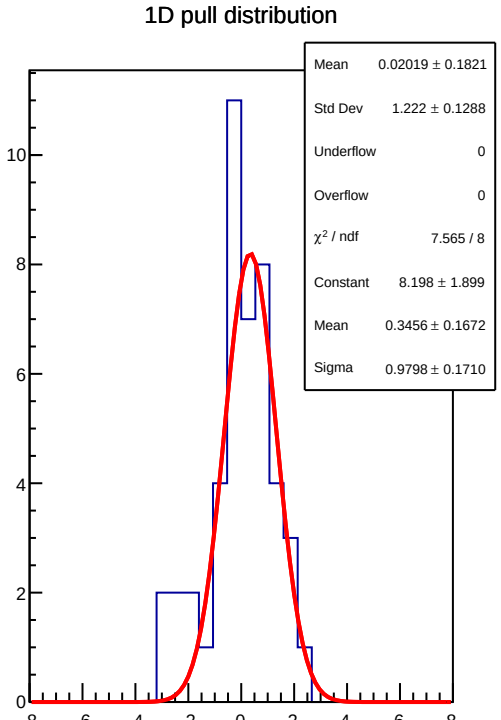
1D pull distribution
Mean 0.02019 ± 0.1821
Std Dev 1.222 ± 0.1288
Underflow 0
Overflow 0
χ² / ndf 7.565 / 8
Constant 8.198 ± 1.899
Mean 0.3456 ± 0.1672
Sigma 0.9798 ± 0.1710
10
8
6
4
2
0
−8
−6
−4
−2
0
2
4
6
8

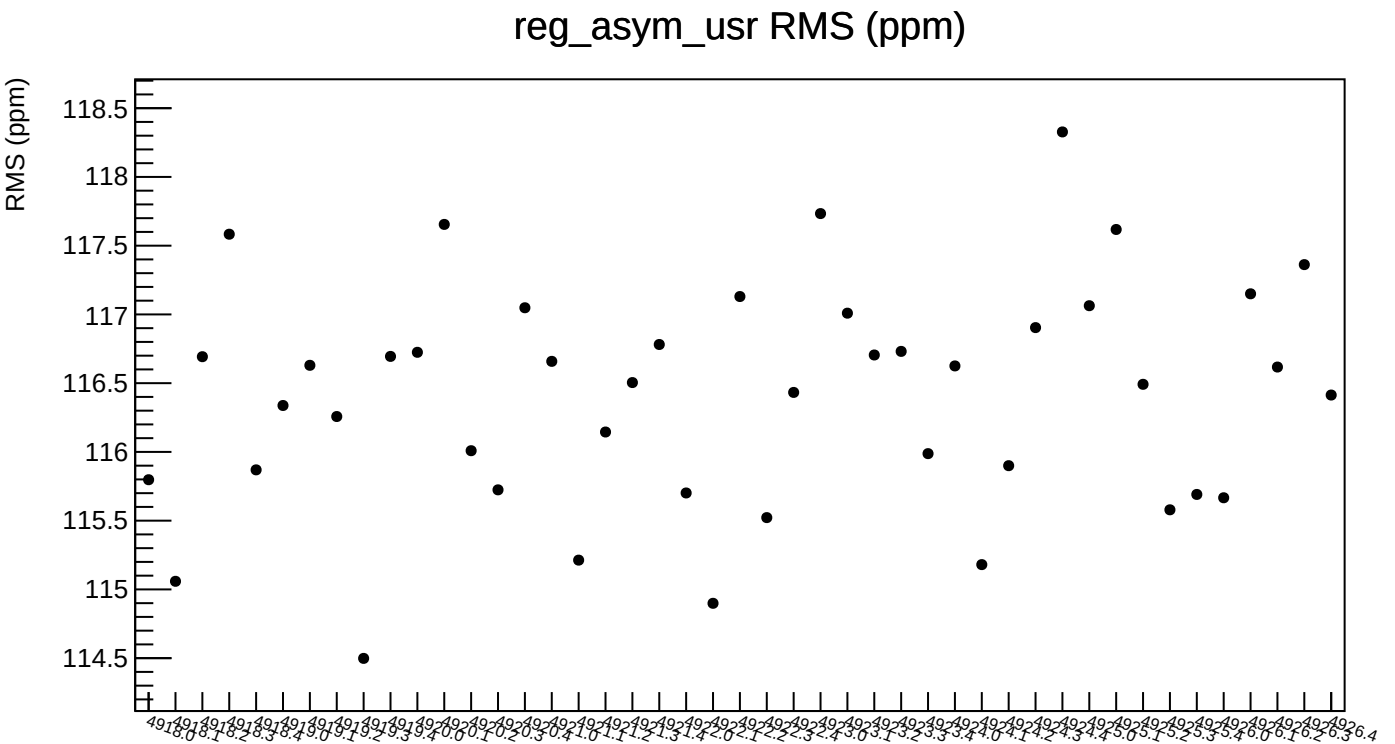
reg_asym_usr RMS (ppm)
RMS (ppm)
118.5
118
117.5
117
116.5
116
115.5
115
114.5

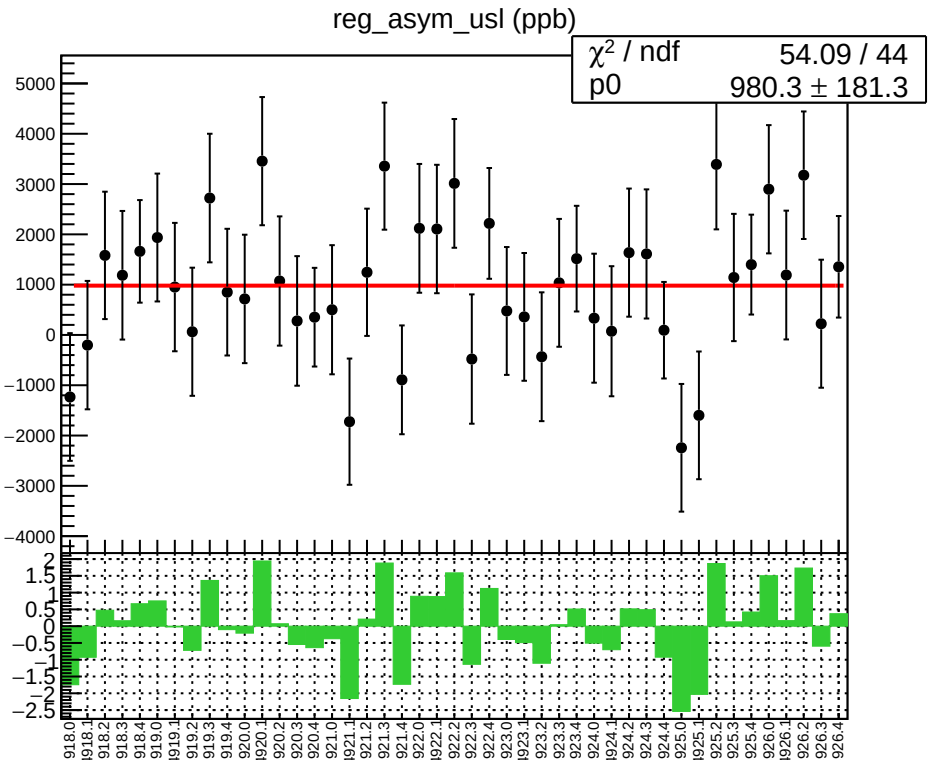
reg_asym_usl (ppb)
χ² / ndf 54.09 / 44
p0 980.3 ± 181.3

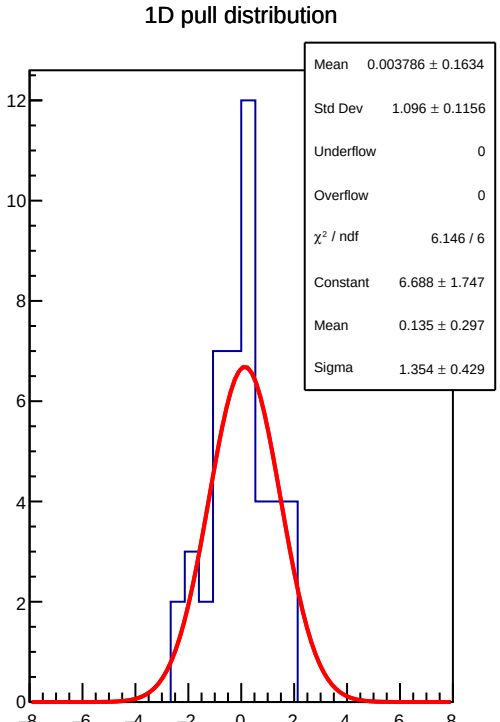
1D pull distribution
Mean 0.003786 ± 0.1634
Std Dev 1.096 ± 0.1156
Underflow 0
Overflow 0
χ² / ndf 6.146 / 6
Constant 6.688 ± 1.747
Mean 0.135 ± 0.297
Sigma 1.354 ± 0.429

# reg_asym_usl RMS (ppm)

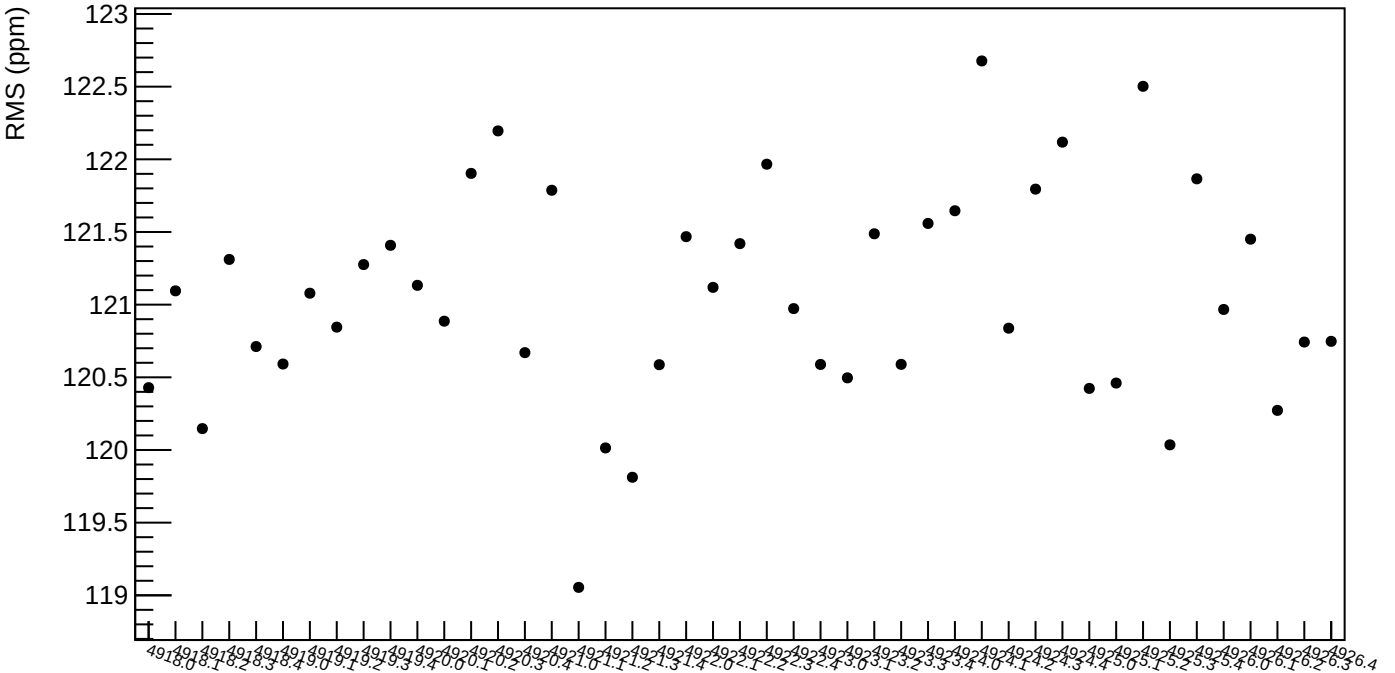

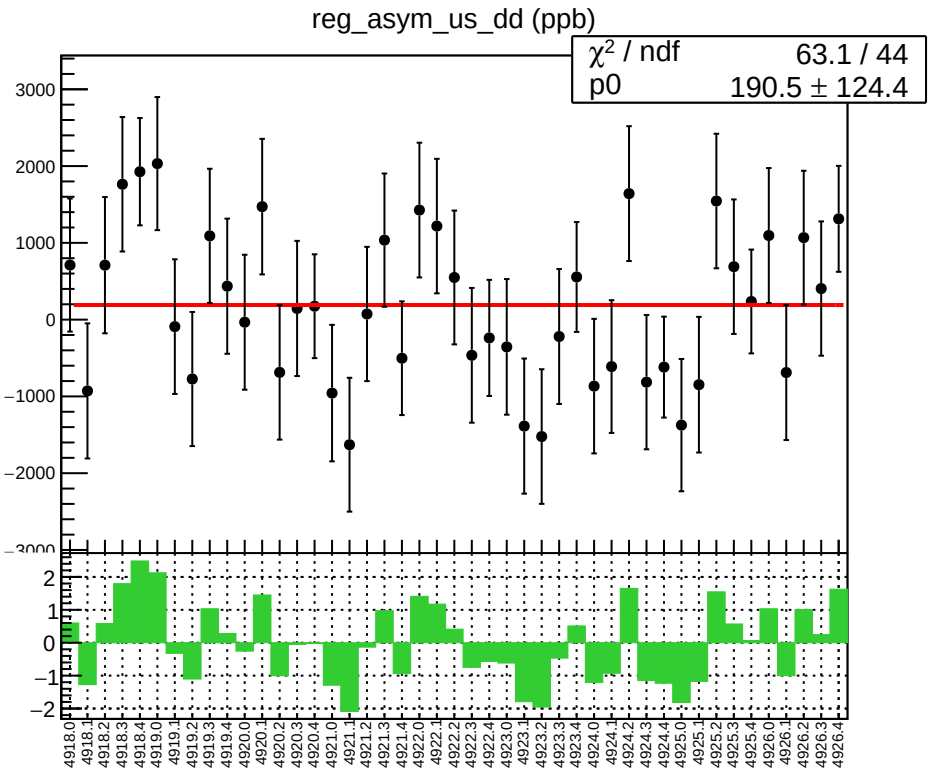
reg_asym_us_dd (ppb)
χ² / ndf 63.1 / 44
p0 190.5 ± 124.4
3000
2000
1000
0
−1000
−2000
−3000
2
1
0
−1
−2
4918.0
4918.1
4918.2
4918.3
4918.4
4919.0
4919.1
4919.2
4919.3
4919.4
4920.0
4920.1
4920.2
4920.3
4920.4
4921.0
4921.1
4921.2
4921.3
4921.4
4922.0
4922.1
4922.2
4922.3
4922.4
4923.0
4923.1
4923.2
4923.3
4923.4
4924.0
4924.1
4924.2
4924.3
4924.4
4925.0
4925.1
4925.2
4925.3
4925.4
4926.0
4926.1
4926.2
4926.3
4926.4

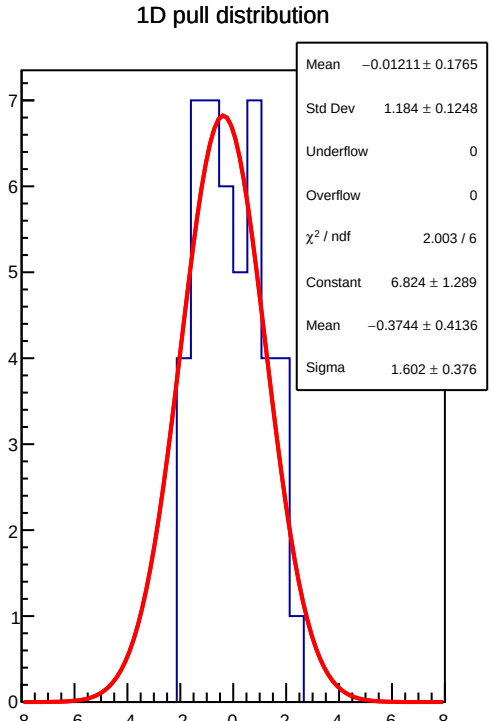
1D pull distribution
Mean −0.01211 ± 0.1765
Std Dev 1.184 ± 0.1248
Underflow 0
Overflow 0
χ² / ndf 2.003 / 6
Constant 6.824 ± 1.289
Mean −0.3744 ± 0.4136
Sigma 1.602 ± 0.376
7
6
5
4
3
2
1
0
−8
−6
−4
−2
0
2
4
6
8
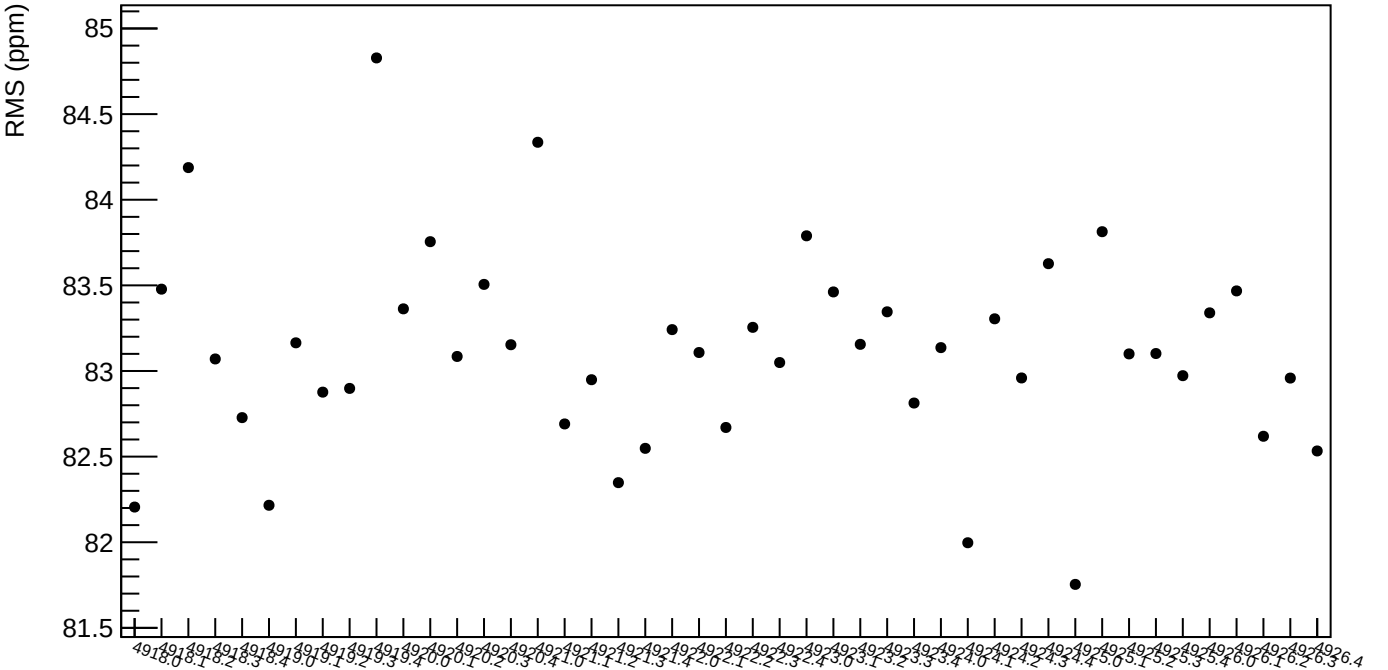
# reg_asym_us_dd RMS (ppm)