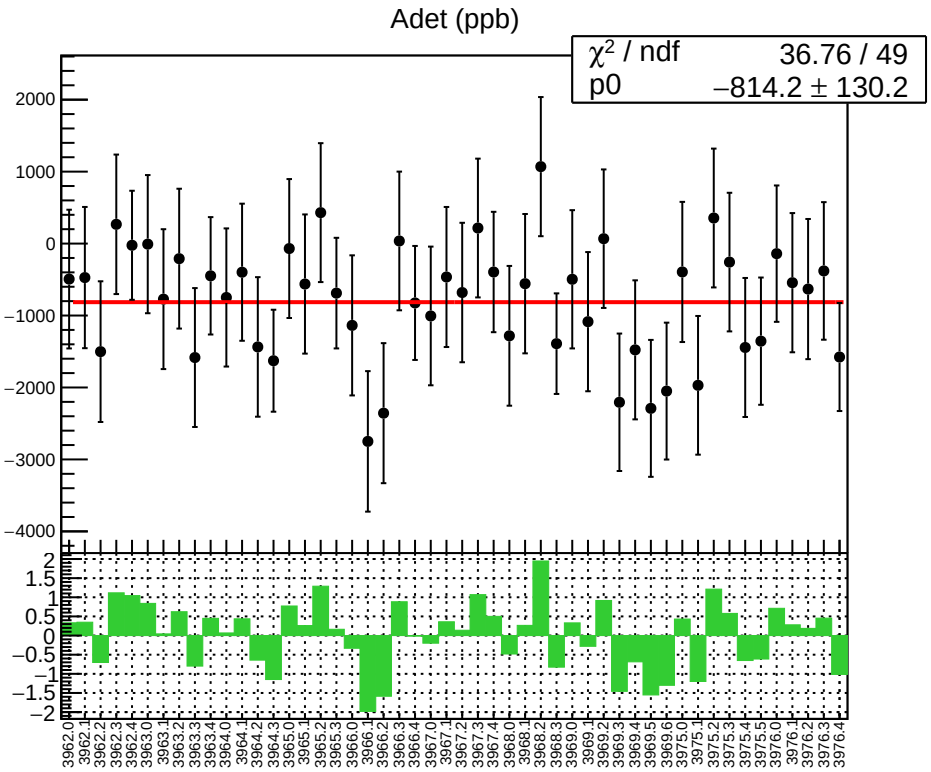
Adet (ppb)
χ² / ndf 36.76 / 49
p0 −814.2 ± 130.2
2000
1000
0
−1000
−2000
−3000
−4000
2
1.5
1
0.5
0
−0.5
−1
−1.5
−2
3962.0
3962.1
3962.2
3962.3
3962.4
3963.0
3963.1
3963.2
3963.3
3963.4
3964.0
3964.1
3964.2
3964.3
3965.0
3965.1
3965.2
3965.3
3966.0
3966.1
3966.2
3966.3
3966.4
3967.0
3967.1
3967.2
3967.3
3967.4
3968.0
3968.1
3968.2
3968.3
3969.0
3969.1
3969.2
3969.3
3969.4
3969.5
3969.6
3975.0
3975.1
3975.2
3975.3
3975.4
3975.5
3976.0
3976.1
3976.2
3976.3
3976.4

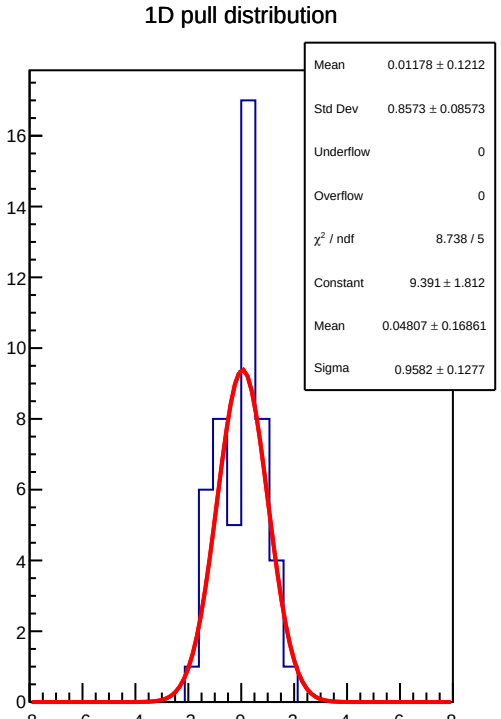
1D pull distribution
Mean 0.01178 ± 0.1212
Std Dev 0.8573 ± 0.08573
Underflow 0
Overflow 0
χ² / ndf 8.738 / 5
Constant 9.391 ± 1.812
Mean 0.04807 ± 0.16861
Sigma 0.9582 ± 0.1277
16
14
12
10
8
6
4
2
0
−8
−6
−4
−2
0
2
4
6
8

Adet RMS (ppm)

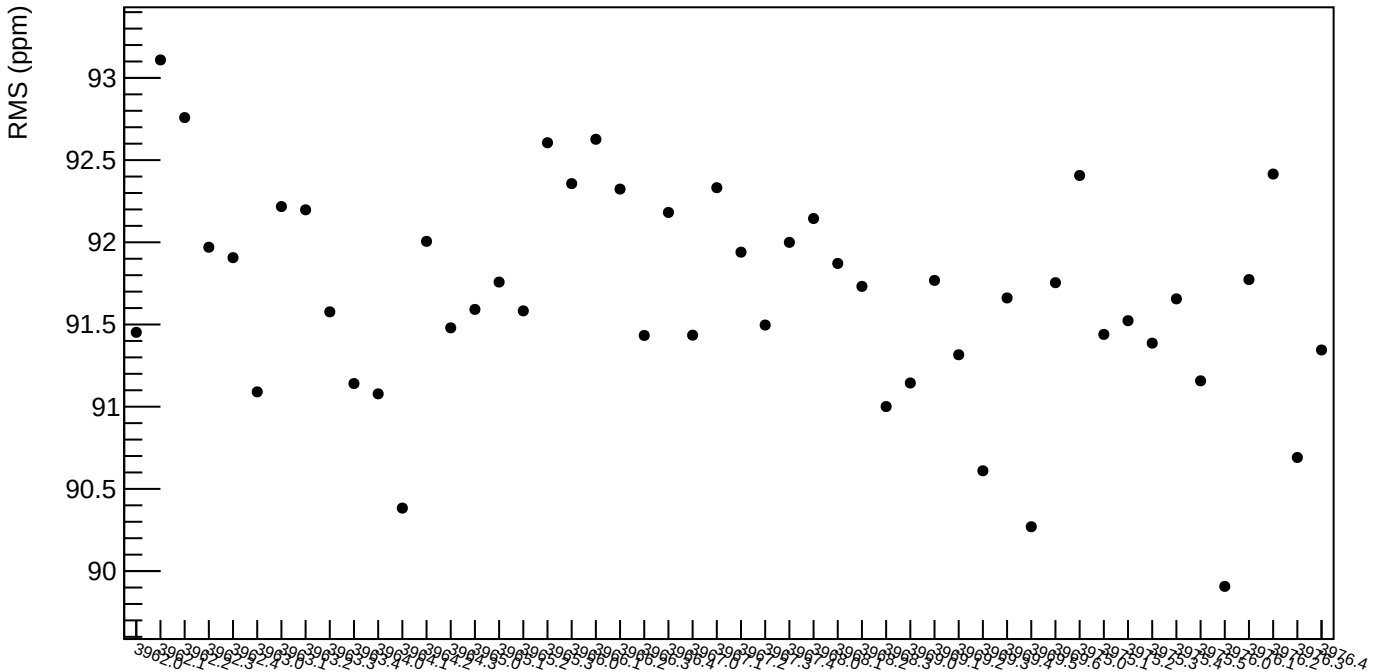

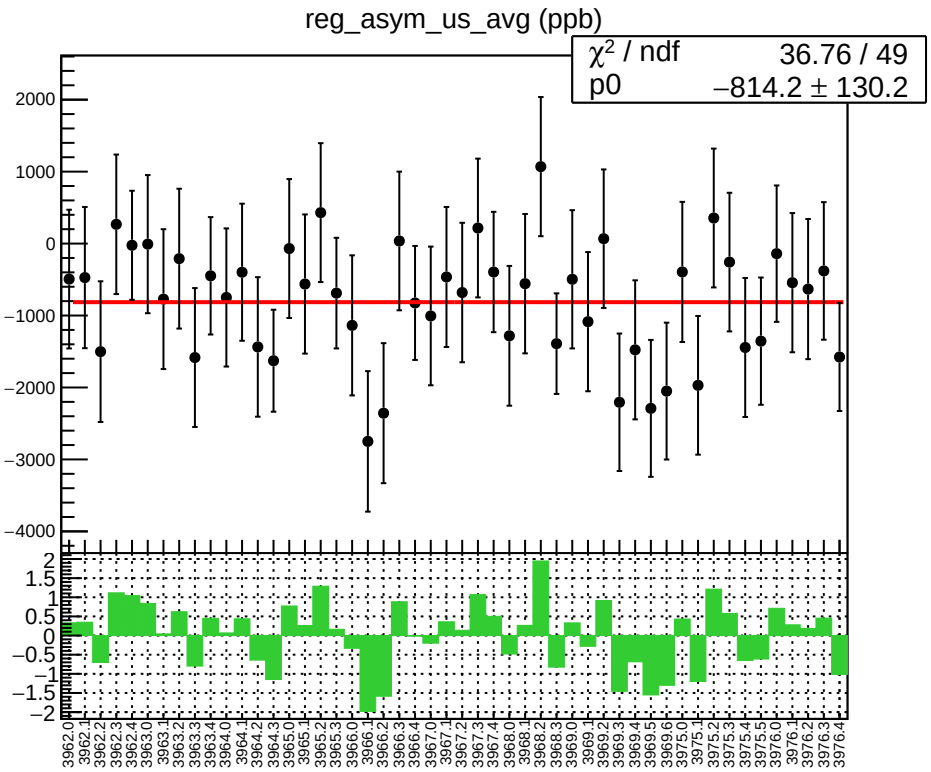
reg_asym_us_avg (ppb)
χ² / ndf 36.76 / 49
p0 −814.2 ± 130.2
2000
1000
0
−1000
−2000
−3000
−4000
2
1.5
1
0.5
0
−0.5
−1
−1.5
−2
3962.0
3962.1
3962.2
3962.3
3962.4
3963.0
3963.1
3963.2
3963.3
3963.4
3964.0
3964.1
3964.2
3964.3
3965.0
3965.1
3965.2
3965.3
3966.0
3966.1
3966.2
3966.3
3966.4
3967.0
3967.1
3967.2
3967.3
3967.4
3968.0
3968.1
3968.2
3968.3
3969.0
3969.1
3969.2
3969.3
3969.4
3969.5
3969.6
3975.0
3975.1
3975.2
3975.3
3975.4
3975.5
3976.0
3976.1
3976.2
3976.3
3976.4

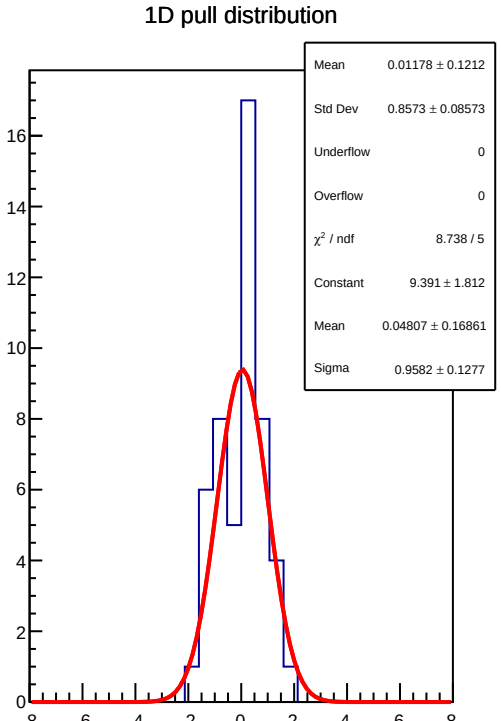
1D pull distribution
Mean 0.01178 ± 0.1212
Std Dev 0.8573 ± 0.08573
Underflow 0
Overflow 0
χ² / ndf 8.738 / 5
Constant 9.391 ± 1.812
Mean 0.04807 ± 0.16861
Sigma 0.9582 ± 0.1277
16
14
12
10
8
6
4
2
0
−8
−6
−4
−2
0
2
4
6
8

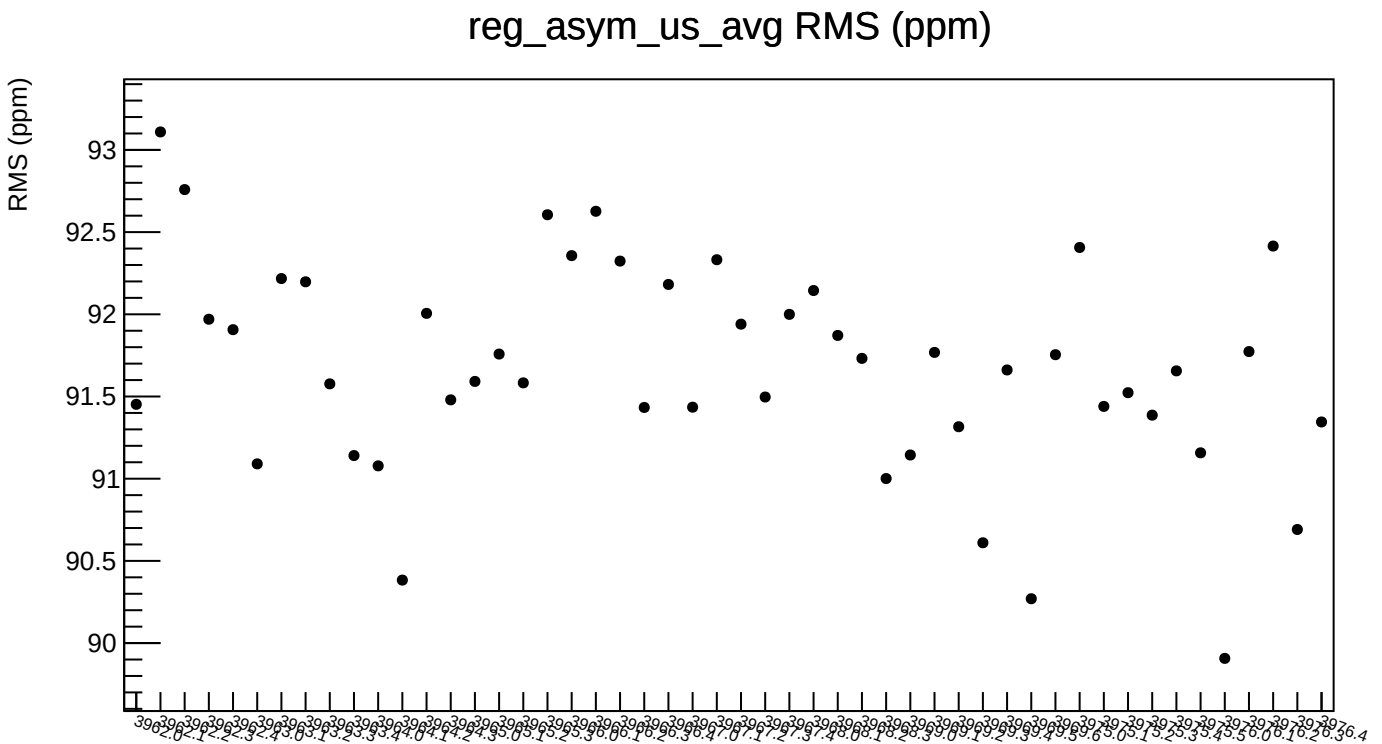
reg_asym_us_avg RMS (ppm)
RMS (ppm)
93
92.5
92
91.5
91
90.5
90

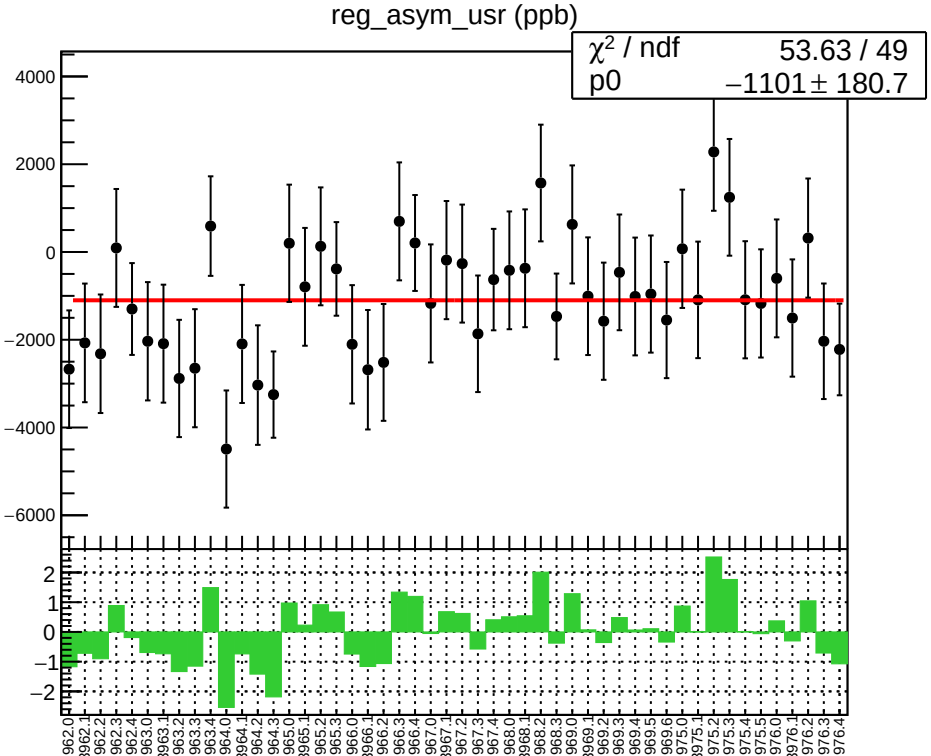
reg_asym_usr (ppb)
χ² / ndf 53.63 / 49
p0 −1101 ± 180.7
4000
2000
0
−2000
−4000
−6000
2
1
0
−1
−2
3962.0
3962.1
3962.2
3962.3
3962.4
3963.0
3963.1
3963.2
3963.3
3963.4
3964.0
3964.1
3964.2
3964.3
3965.0
3965.1
3965.2
3965.3
3966.0
3966.1
3966.2
3966.3
3966.4
3967.0
3967.1
3967.2
3967.3
3967.4
3968.0
3968.1
3968.2
3968.3
3969.0
3969.1
3969.2
3969.3
3969.4
3969.5
3969.6
3975.0
3975.1
3975.2
3975.3
3975.4
3975.5
3976.0
3976.1
3976.2
3976.3
3976.4

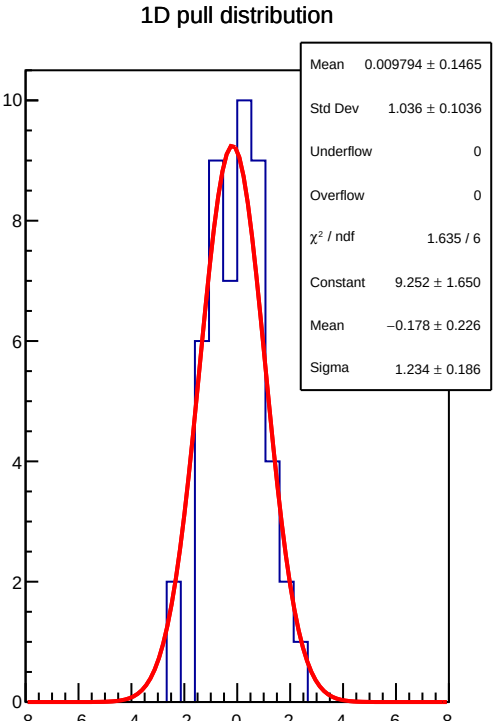
1D pull distribution
Mean 0.009794 ± 0.1465
Std Dev 1.036 ± 0.1036
Underflow 0
Overflow 0
χ² / ndf 1.635 / 6
Constant 9.252 ± 1.650
Mean −0.178 ± 0.226
Sigma 1.234 ± 0.186
10
8
6
4
2
0
−8
−6
−4
−2
0
2
4
6
8

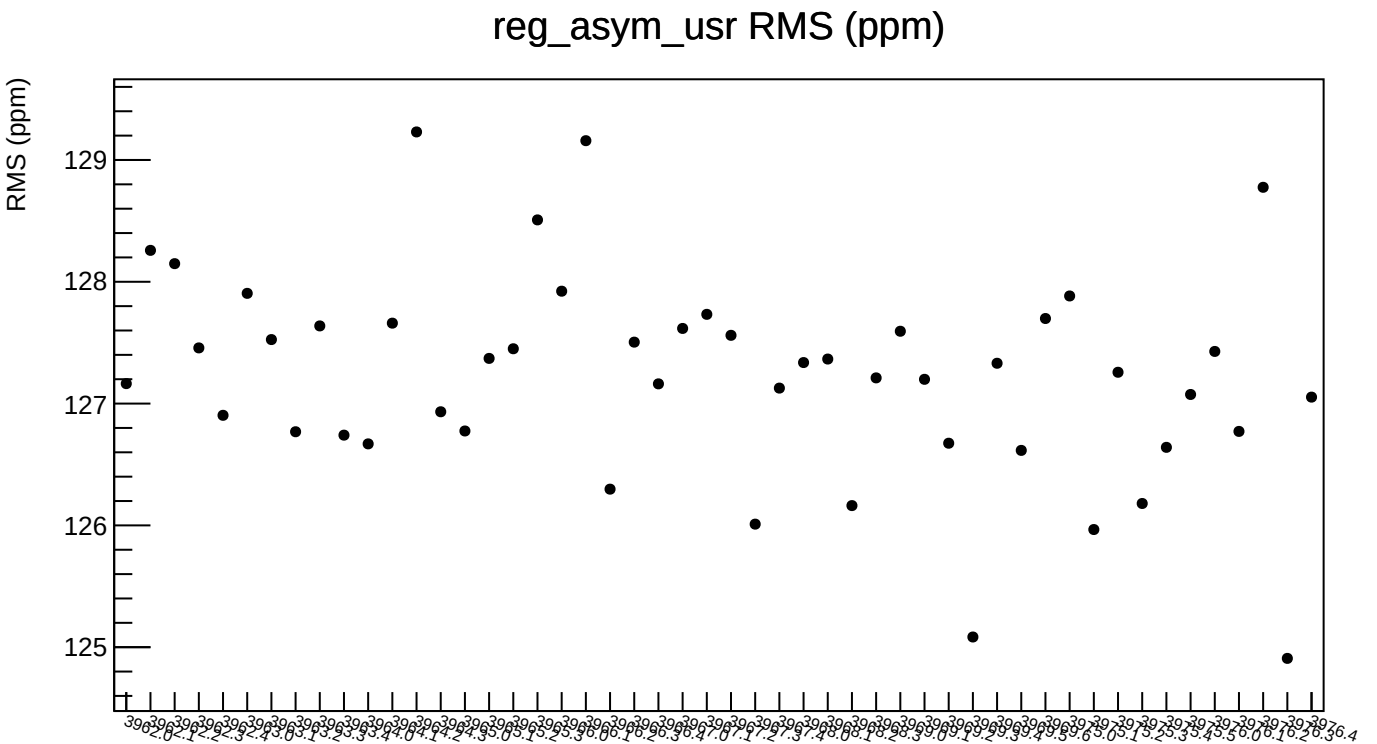
reg_asym_usr RMS (ppm)
RMS (ppm)
129
128
127
126
125

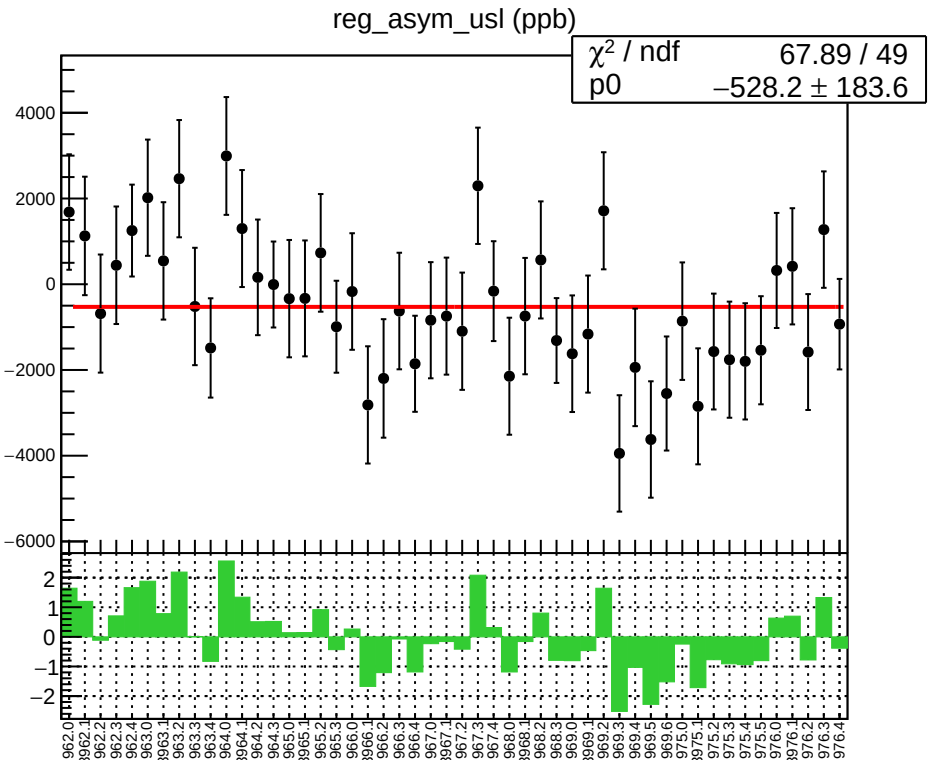
reg_asym_usl (ppb)
χ² / ndf 67.89 / 49
p0 −528.2 ± 183.6
4000
2000
0
−2000
−4000
−6000
2
1
0
−1
−2
3962.0
3962.1
3962.2
3962.3
3962.4
3963.0
3963.1
3963.2
3963.3
3963.4
3964.0
3964.1
3964.2
3964.3
3965.0
3965.1
3965.2
3965.3
3966.0
3966.1
3966.2
3966.3
3966.4
3967.0
3967.1
3967.2
3967.3
3967.4
3968.0
3968.1
3968.2
3968.3
3969.0
3969.1
3969.2
3969.3
3969.4
3969.5
3969.6
3975.0
3975.1
3975.2
3975.3
3975.4
3975.5
3976.0
3976.1
3976.2
3976.3
3976.4

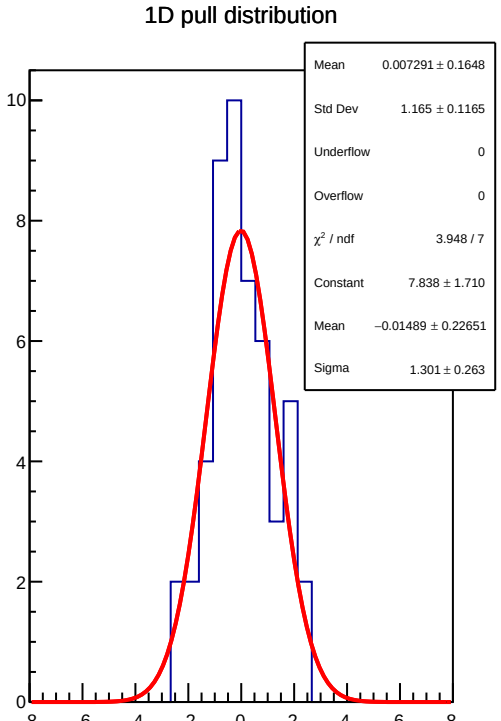
1D pull distribution
Mean 0.007291 ± 0.1648
Std Dev 1.165 ± 0.1165
Underflow 0
Overflow 0
χ² / ndf 3.948 / 7
Constant 7.838 ± 1.710
Mean −0.01489 ± 0.22651
Sigma 1.301 ± 0.263
10
8
6
4
2
0
−8
−6
−4
−2
0
2
4
6
8

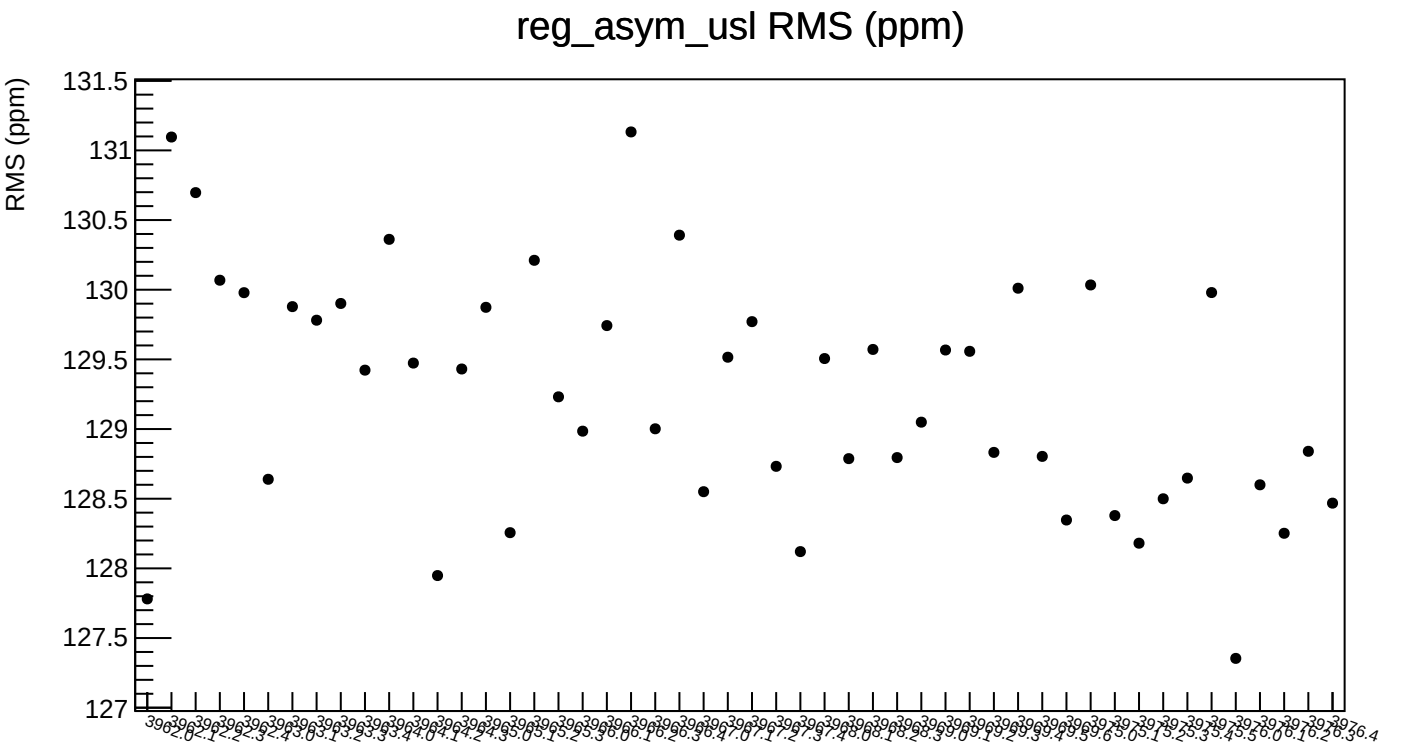
reg_asym_usl RMS (ppm)
RMS (ppm)
131.5
131
130.5
130
129.5
129
128.5
128
127.5
127

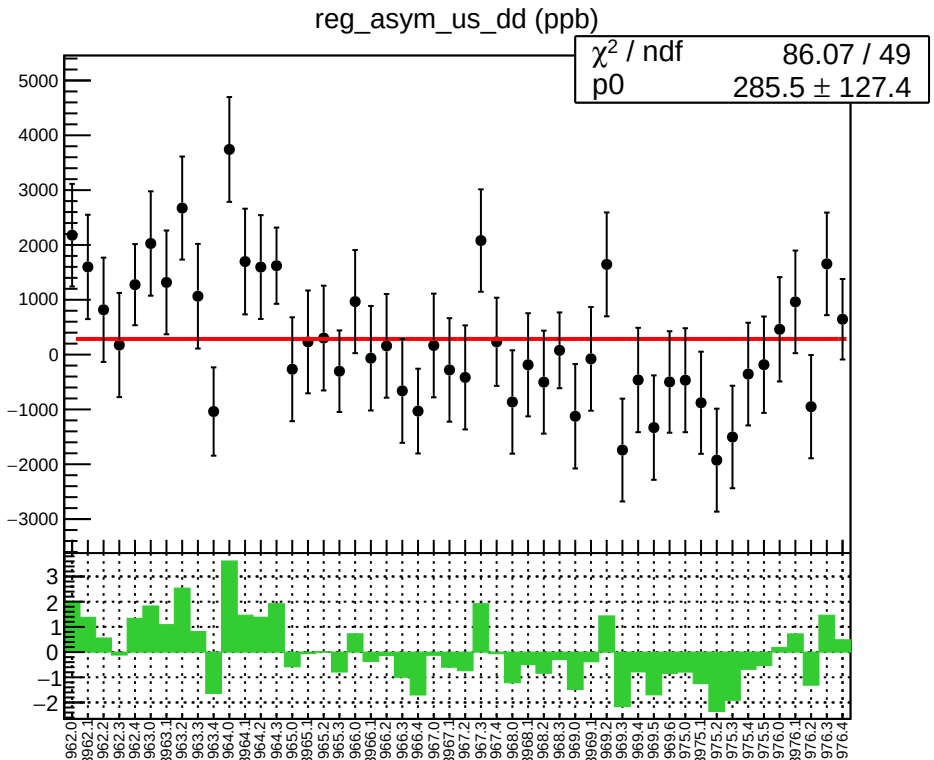
reg_asym_us_dd (ppb)
χ² / ndf 86.07 / 49
p0 285.5 ± 127.4

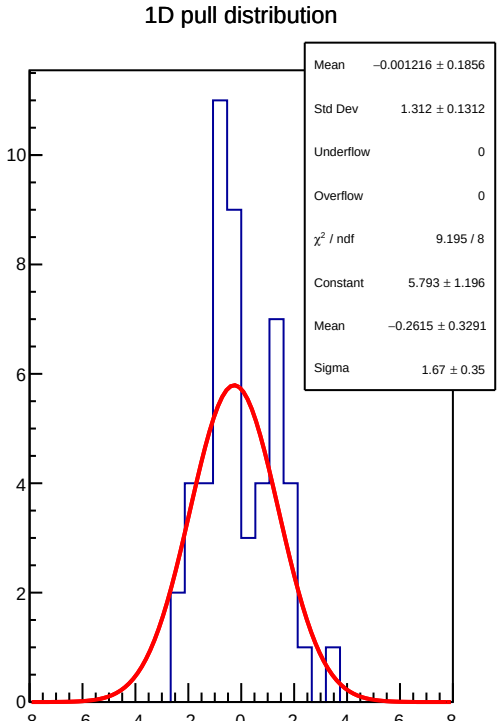
1D pull distribution
Mean −0.001216 ± 0.1856
Std Dev 1.312 ± 0.1312
Underflow 0
Overflow 0
χ² / ndf 9.195 / 8
Constant 5.793 ± 1.196
Mean −0.2615 ± 0.3291
Sigma 1.67 ± 0.35
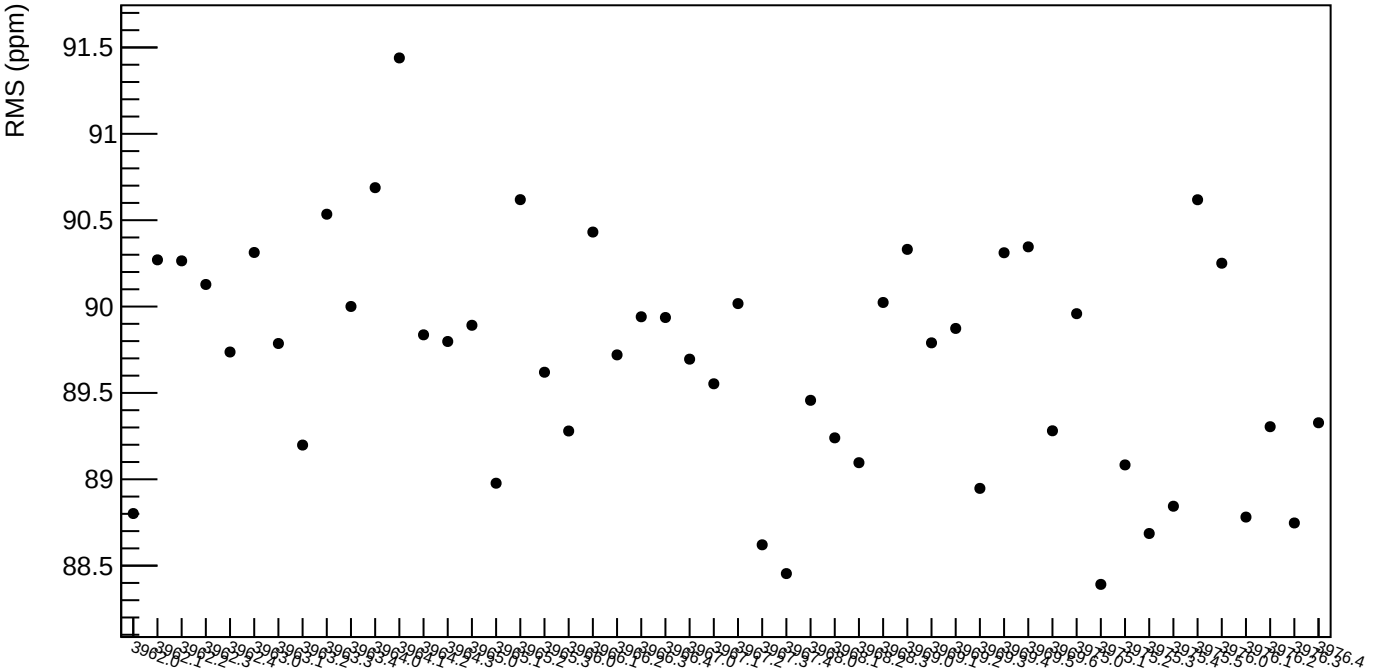
reg_asym_us_dd RMS (ppm)