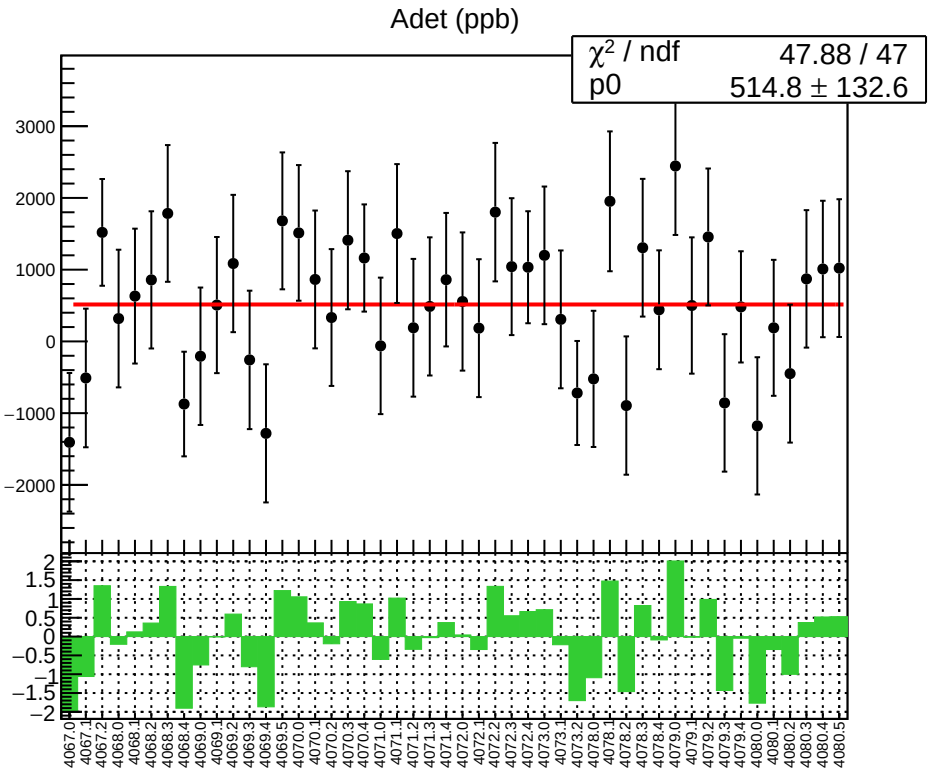
Adet (ppb)
χ² / ndf 47.88 / 47
p0 514.8 ± 132.6

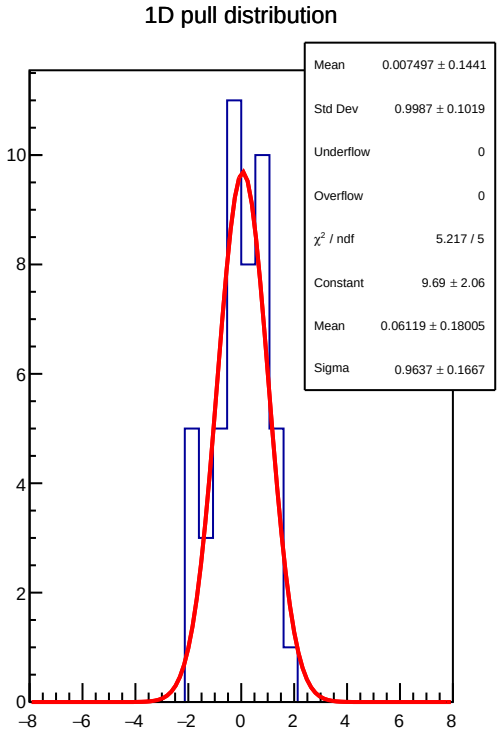
1D pull distribution
Mean 0.007497 ± 0.1441
Std Dev 0.9987 ± 0.1019
Underflow 0
Overflow 0
χ² / ndf 5.217 / 5
Constant 9.69 ± 2.06
Mean 0.06119 ± 0.18005
Sigma 0.9637 ± 0.1667

Adet RMS (ppm)

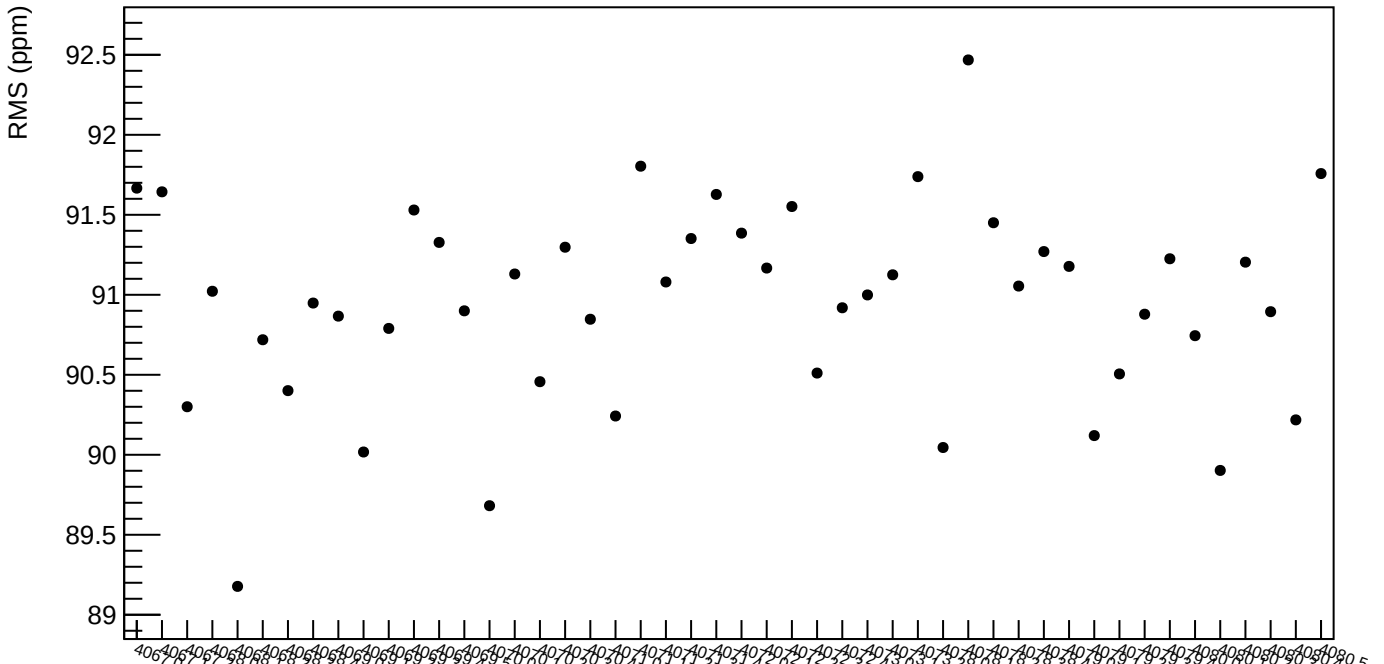

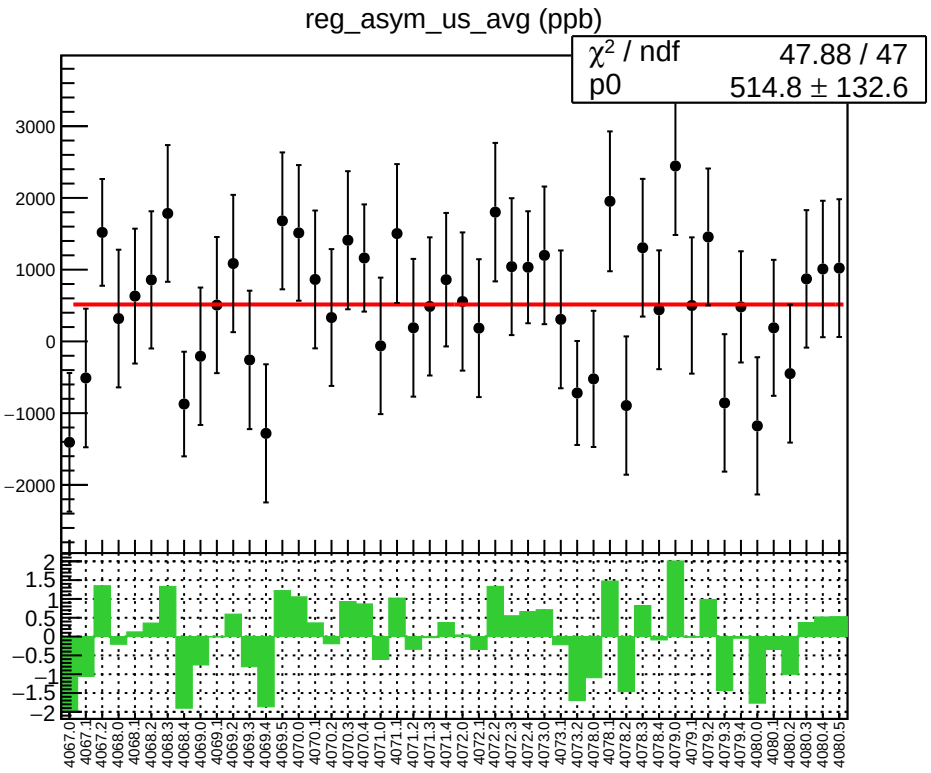
reg_asym_us_avg (ppb)
χ^2 / ndf 47.88 / 47
p0 514.8 ± 132.6

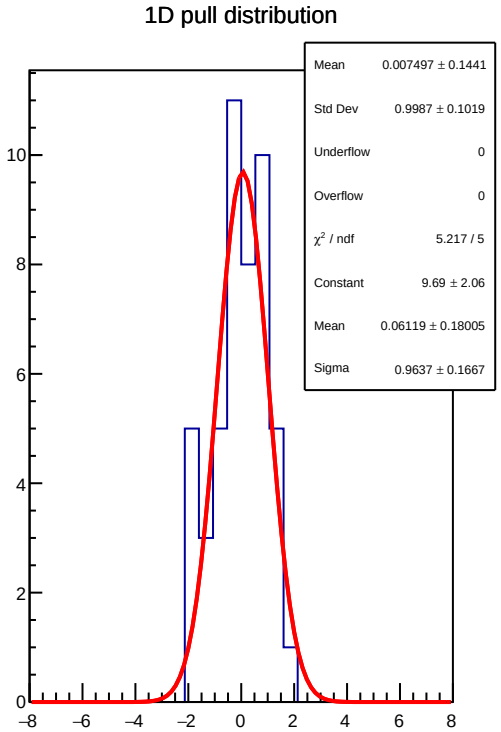
1D pull distribution
Mean 0.007497 ± 0.1441
Std Dev 0.9987 ± 0.1019
Underflow 0
Overflow 0
χ^2 / ndf 5.217 / 5
Constant 9.69 ± 2.06
Mean 0.06119 ± 0.18005
Sigma 0.9637 ± 0.1667

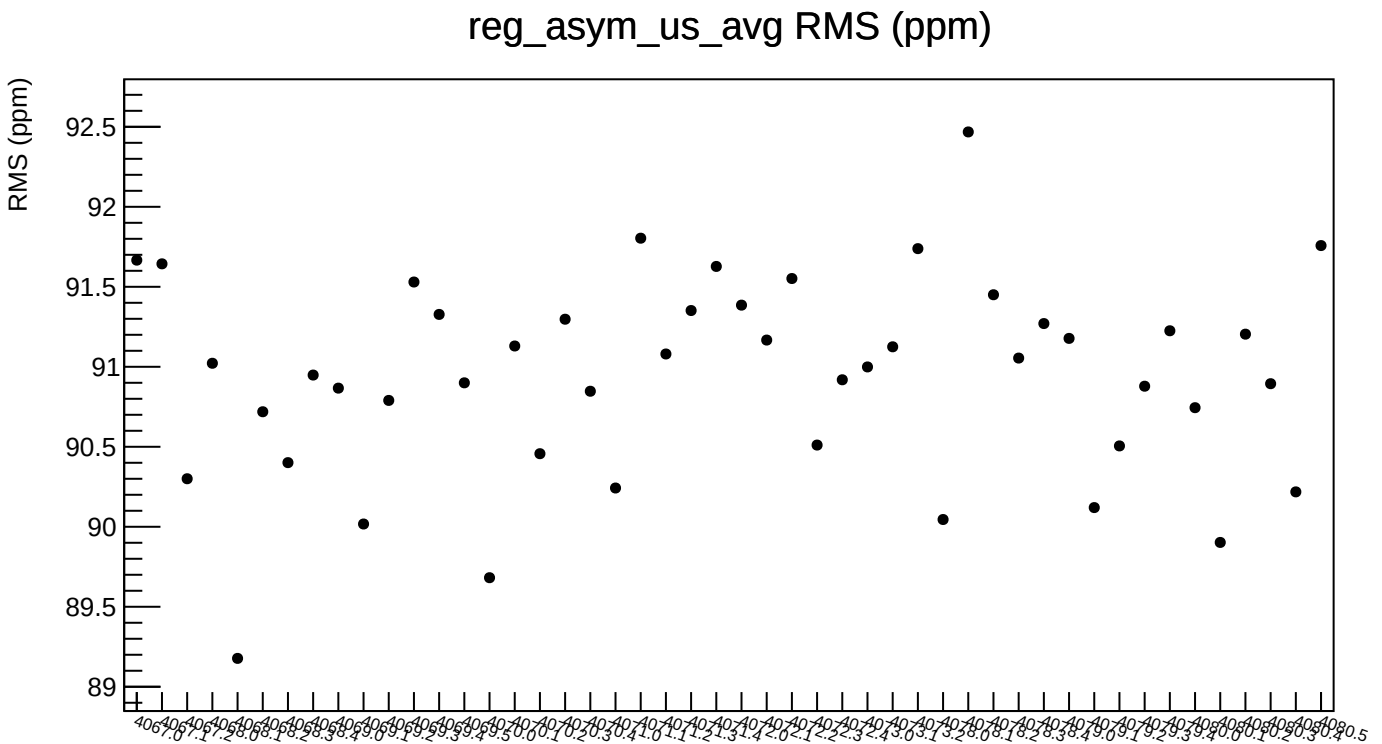
reg_asym_us_avg RMS (ppm)
RMS (ppm)
92.5
92
91.5
91
90.5
90
89.5
89

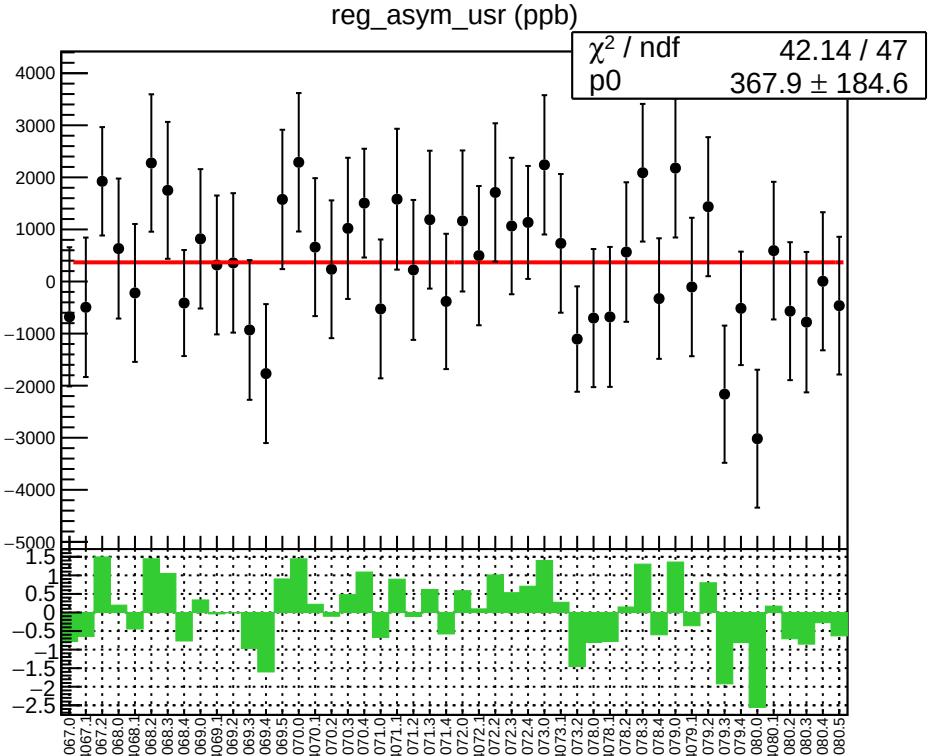
reg_asym_usr (ppb)
χ² / ndf 42.14 / 47
p0 367.9 ± 184.6

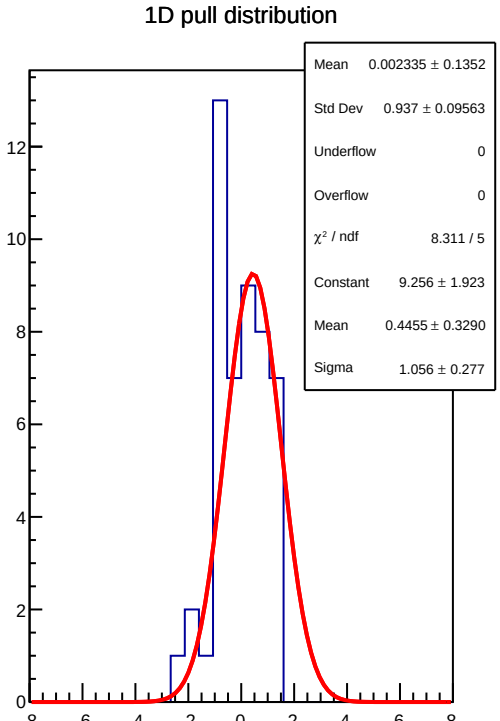
1D pull distribution
Mean 0.002335 ± 0.1352
Std Dev 0.937 ± 0.09563
Underflow 0
Overflow 0
χ² / ndf 8.311 / 5
Constant 9.256 ± 1.923
Mean 0.4455 ± 0.3290
Sigma 1.056 ± 0.277

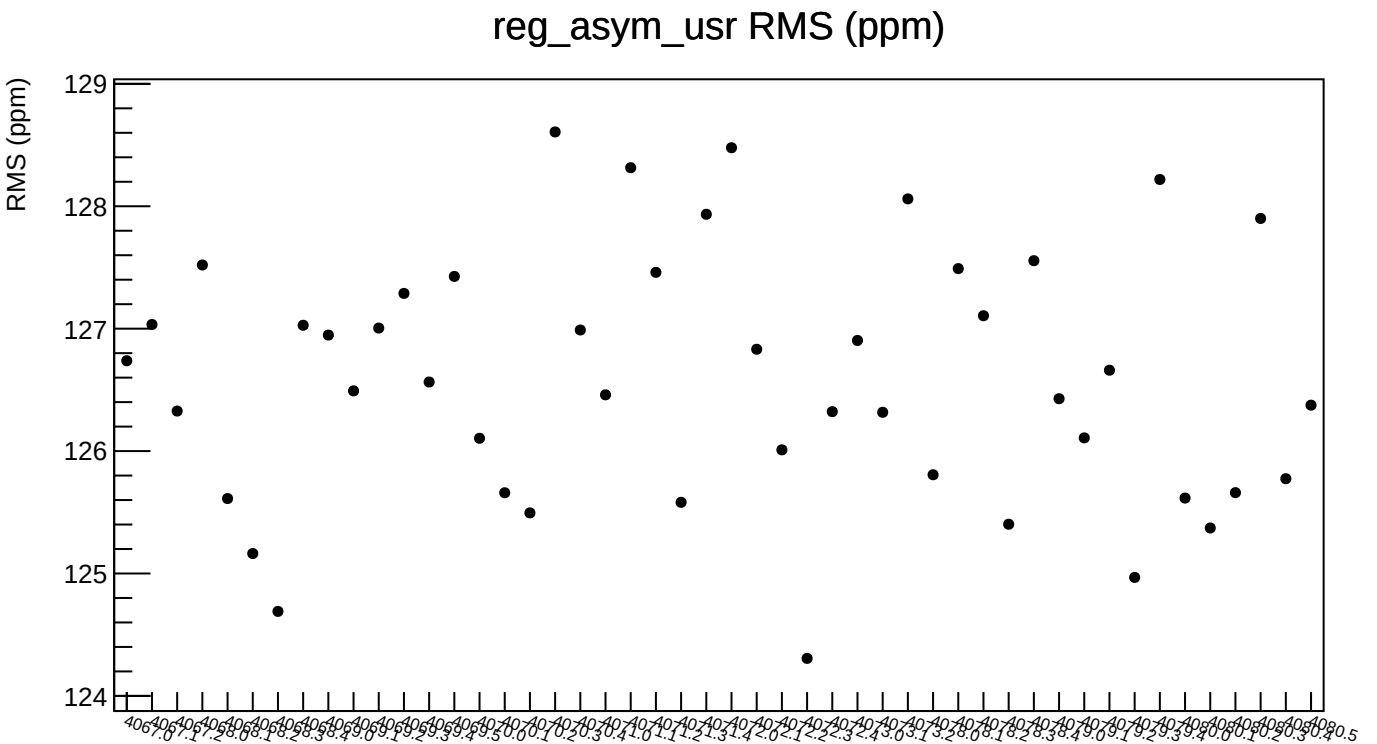
reg_asym_usr RMS (ppm)
RMS (ppm)
129
128
127
126
125
124

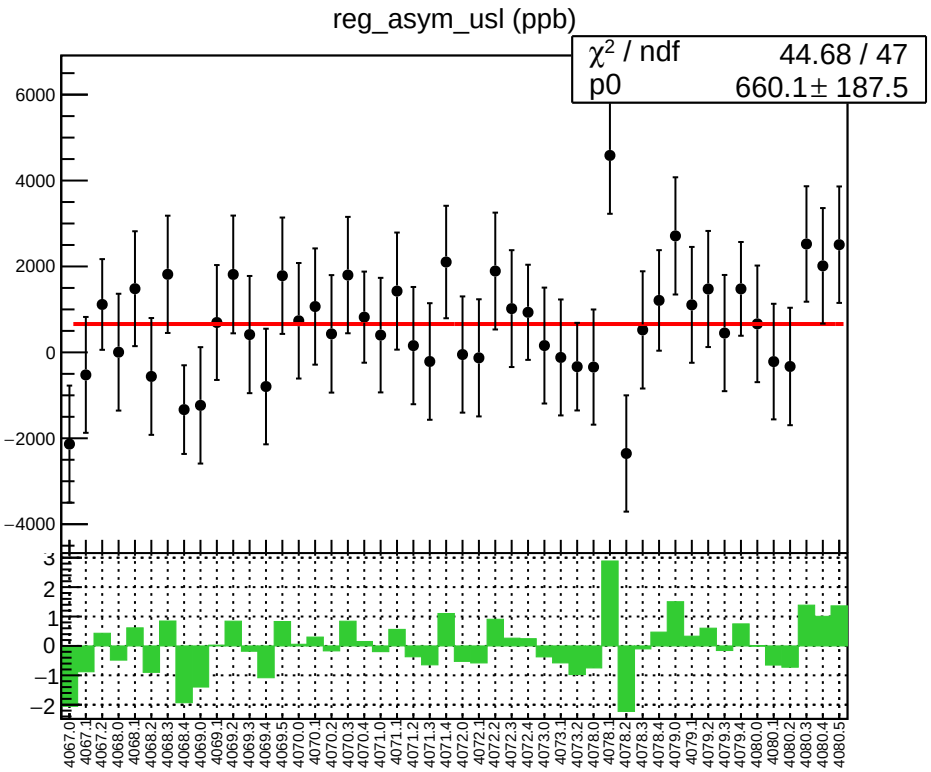
reg_asym_usl (ppb)
χ² / ndf 44.68 / 47
p0 660.1 ± 187.5
6000
4000
2000
0
−2000
−4000
3
2
1
0
−1
−2
4067.0
4067.1
4067.2
4068.0
4068.1
4068.2
4068.3
4068.4
4069.0
4069.1
4069.2
4069.3
4069.4
4069.5
4070.0
4070.1
4070.2
4070.3
4070.4
4071.0
4071.1
4071.2
4071.3
4071.4
4072.0
4072.1
4072.2
4072.3
4072.4
4073.0
4073.1
4073.2
4078.0
4078.1
4078.2
4078.3
4078.4
4079.0
4079.1
4079.2
4079.3
4079.4
4080.0
4080.1
4080.2
4080.3
4080.4
4080.5

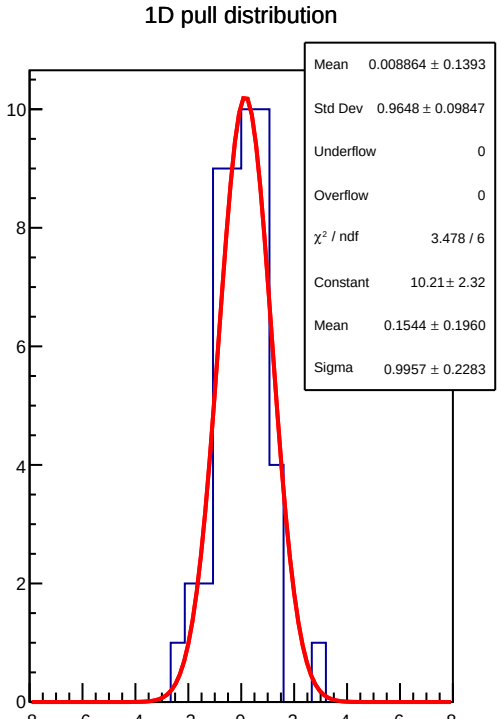
1D pull distribution
Mean 0.008864 ± 0.1393
Std Dev 0.9648 ± 0.09847
Underflow 0
Overflow 0
χ² / ndf 3.478 / 6
Constant 10.21 ± 2.32
Mean 0.1544 ± 0.1960
Sigma 0.9957 ± 0.2283
10
8
6
4
2
0
−8
−6
−4
−2
0
2
4
6
8

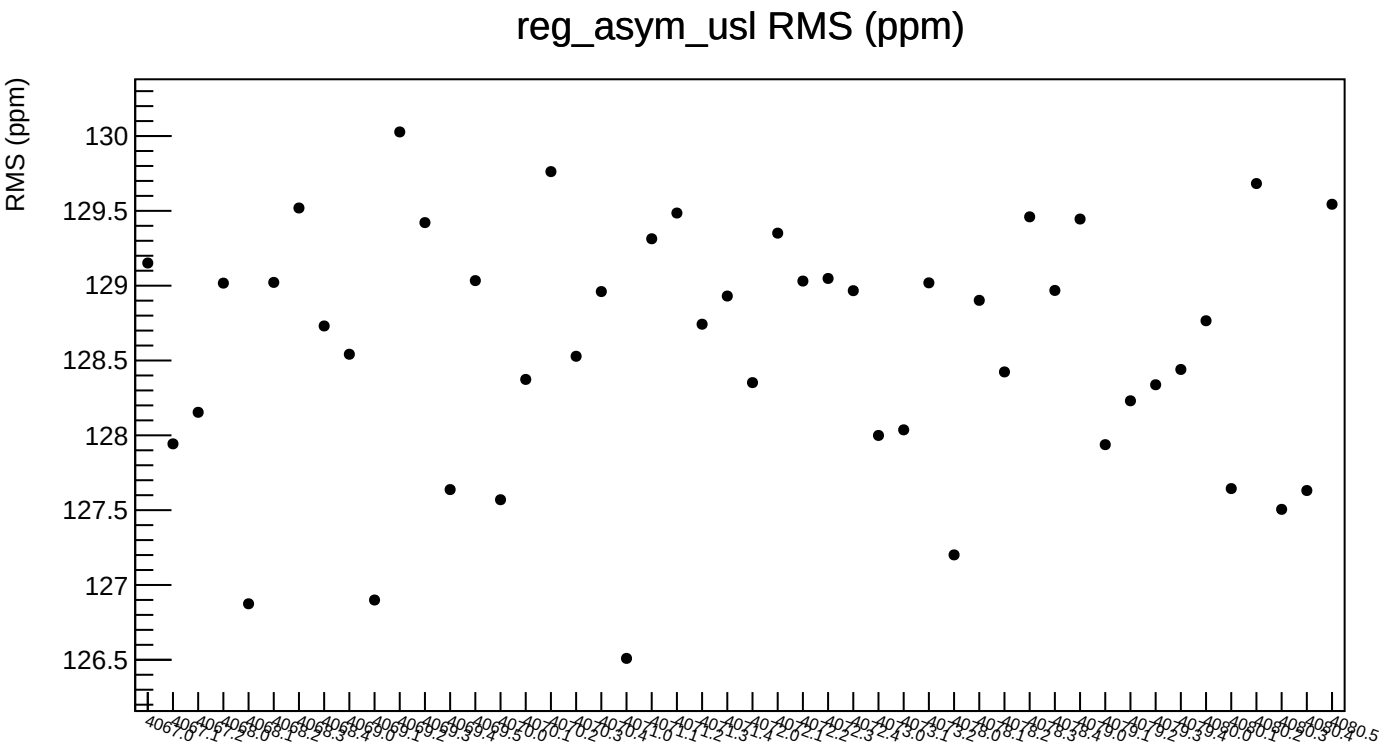
reg_asym_usl RMS (ppm)
RMS (ppm)
130
129.5
129
128.5
128
127.5
127
126.5

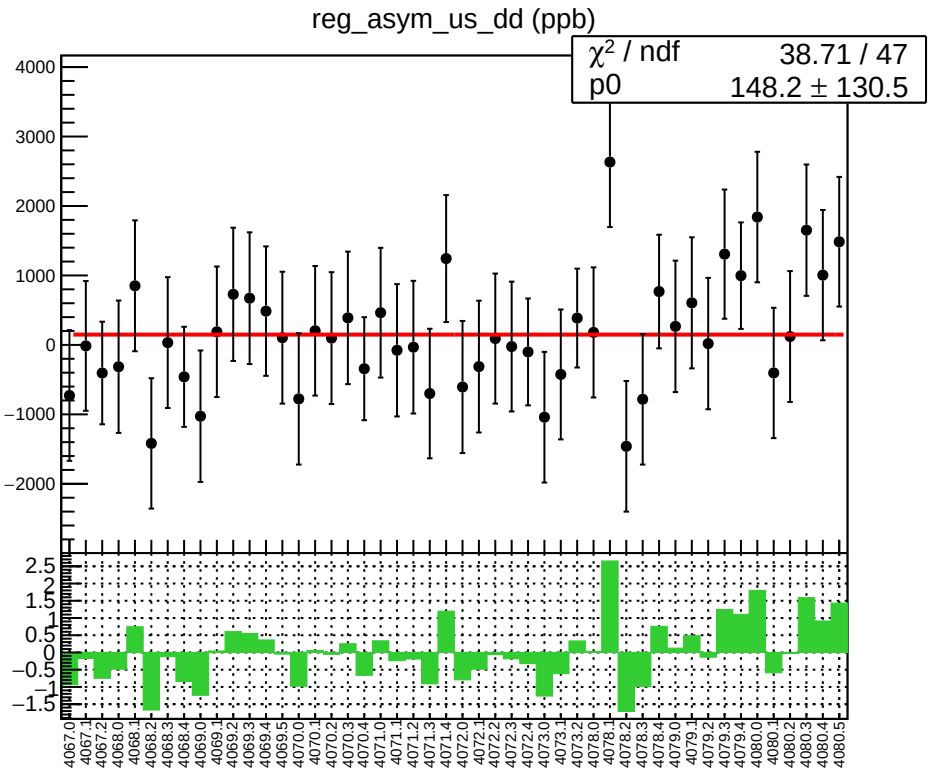
reg_asym_us_dd (ppb)
χ² / ndf 38.71 / 47
p0 148.2 ± 130.5
4000
3000
2000
1000
0
−1000
−2000
2.5
2
1.5
1
0.5
0
−0.5
−1
−1.5
4067.0
4067.1
4067.2
4068.0
4068.1
4068.2
4068.3
4068.4
4069.0
4069.1
4069.2
4069.3
4069.4
4069.5
4070.0
4070.1
4070.2
4070.3
4070.4
4071.0
4071.1
4071.2
4071.3
4071.4
4072.0
4072.1
4072.2
4072.3
4072.4
4073.0
4073.1
4073.2
4078.0
4078.1
4078.2
4078.3
4078.4
4079.0
4079.1
4079.2
4079.3
4079.4
4080.0
4080.1
4080.2
4080.3
4080.4
4080.5

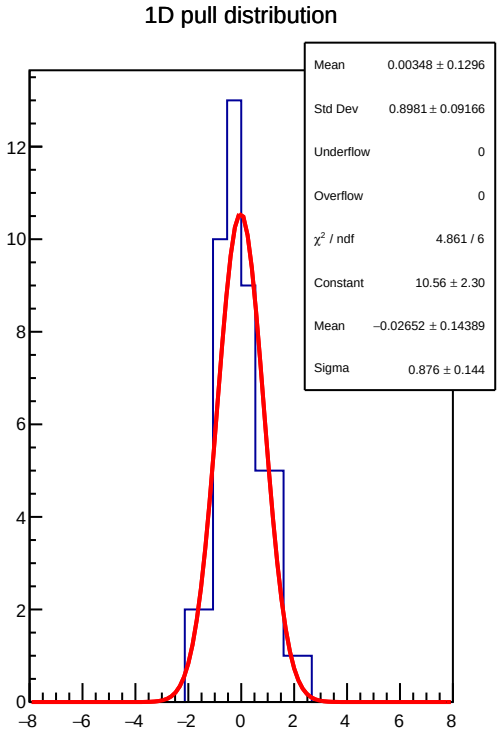
1D pull distribution
Mean 0.00348 ± 0.1296
Std Dev 0.8981 ± 0.09166
Underflow 0
Overflow 0
χ² / ndf 4.861 / 6
Constant 10.56 ± 2.30
Mean −0.02652 ± 0.14389
Sigma 0.876 ± 0.144
12
10
8
6
4
2
0
−8
−6
−4
−2
0
2
4
6
8
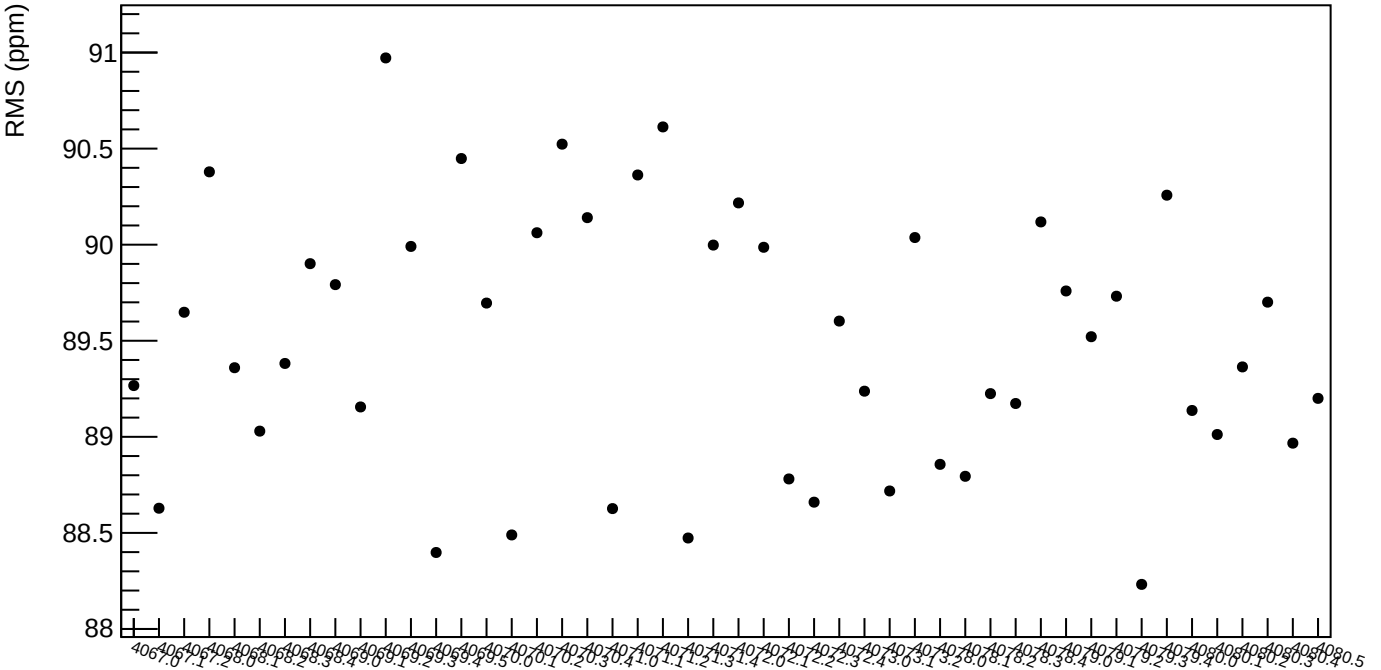
reg_asym_us_dd RMS (ppm)