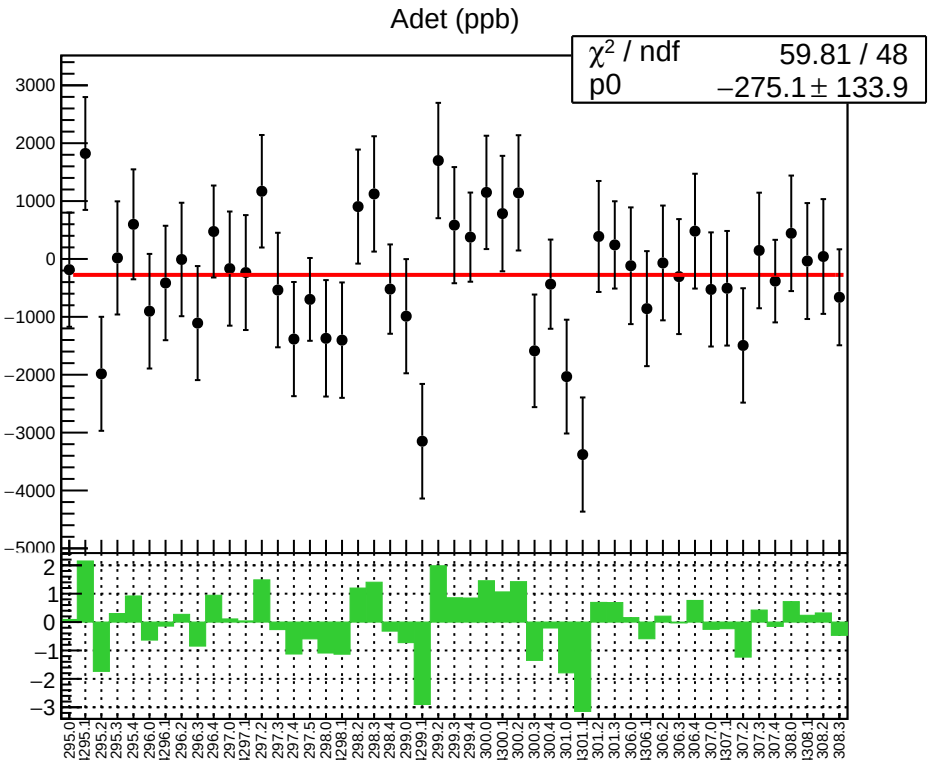
Adet (ppb)
χ² / ndf 59.81 / 48
p0 −275.1 ± 133.9

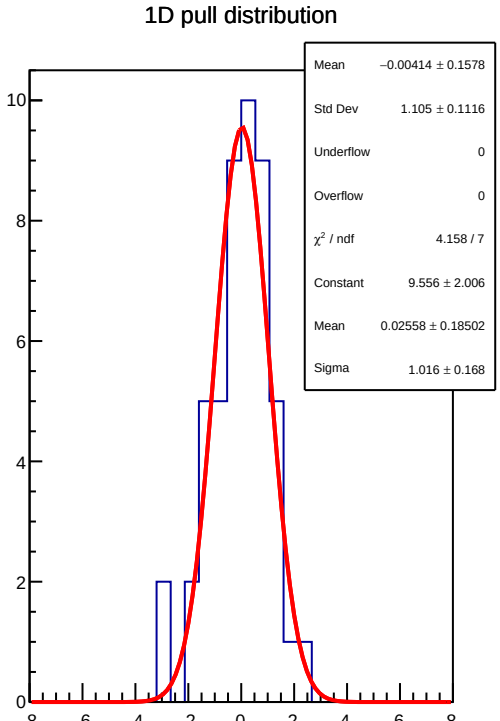
1D pull distribution
Mean −0.00414 ± 0.1578
Std Dev 1.105 ± 0.1116
Underflow 0
Overflow 0
χ² / ndf 4.158 / 7
Constant 9.556 ± 2.006
Mean 0.02558 ± 0.18502
Sigma 1.016 ± 0.168

Adet RMS (ppm)

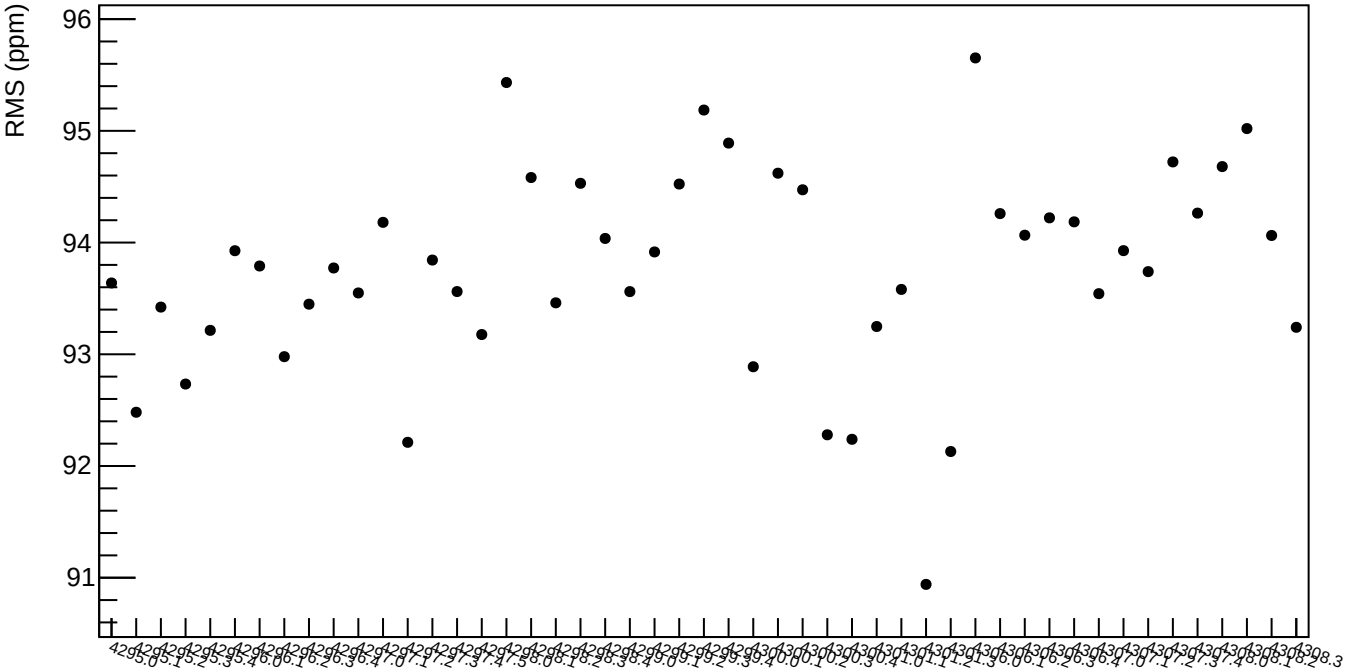

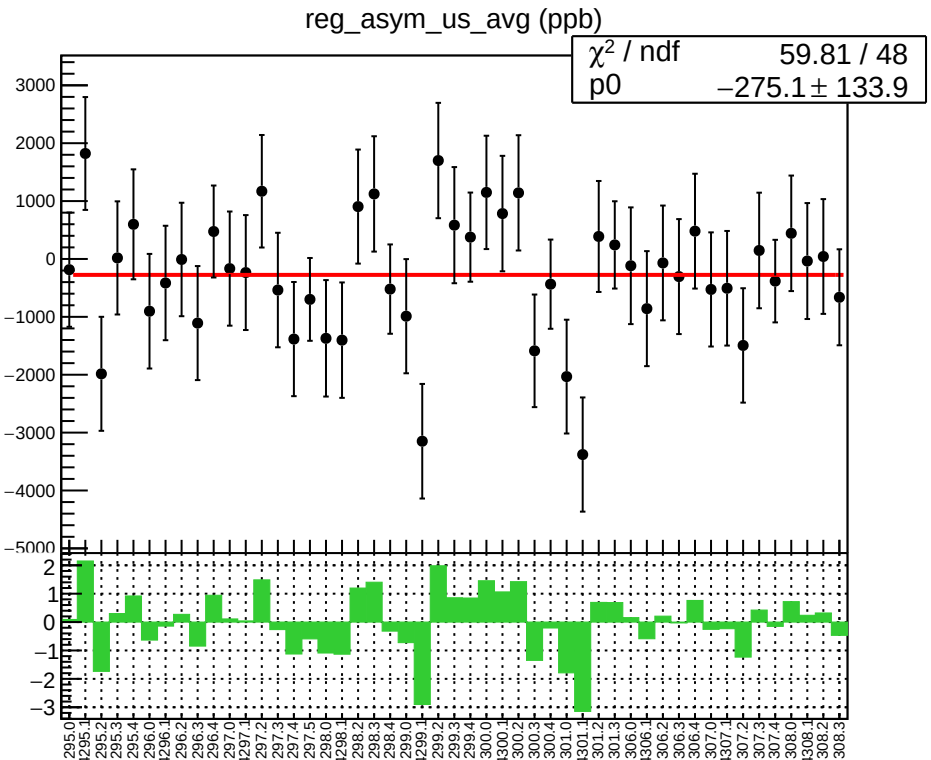
reg_asym_us_avg (ppb)
χ² / ndf 59.81 / 48
p0 −275.1 ± 133.9

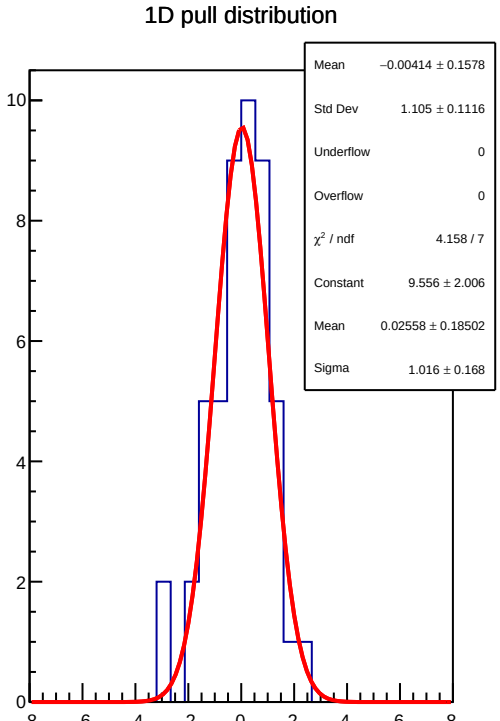
1D pull distribution
Mean −0.00414 ± 0.1578
Std Dev 1.105 ± 0.1116
Underflow 0
Overflow 0
χ² / ndf 4.158 / 7
Constant 9.556 ± 2.006
Mean 0.02558 ± 0.18502
Sigma 1.016 ± 0.168

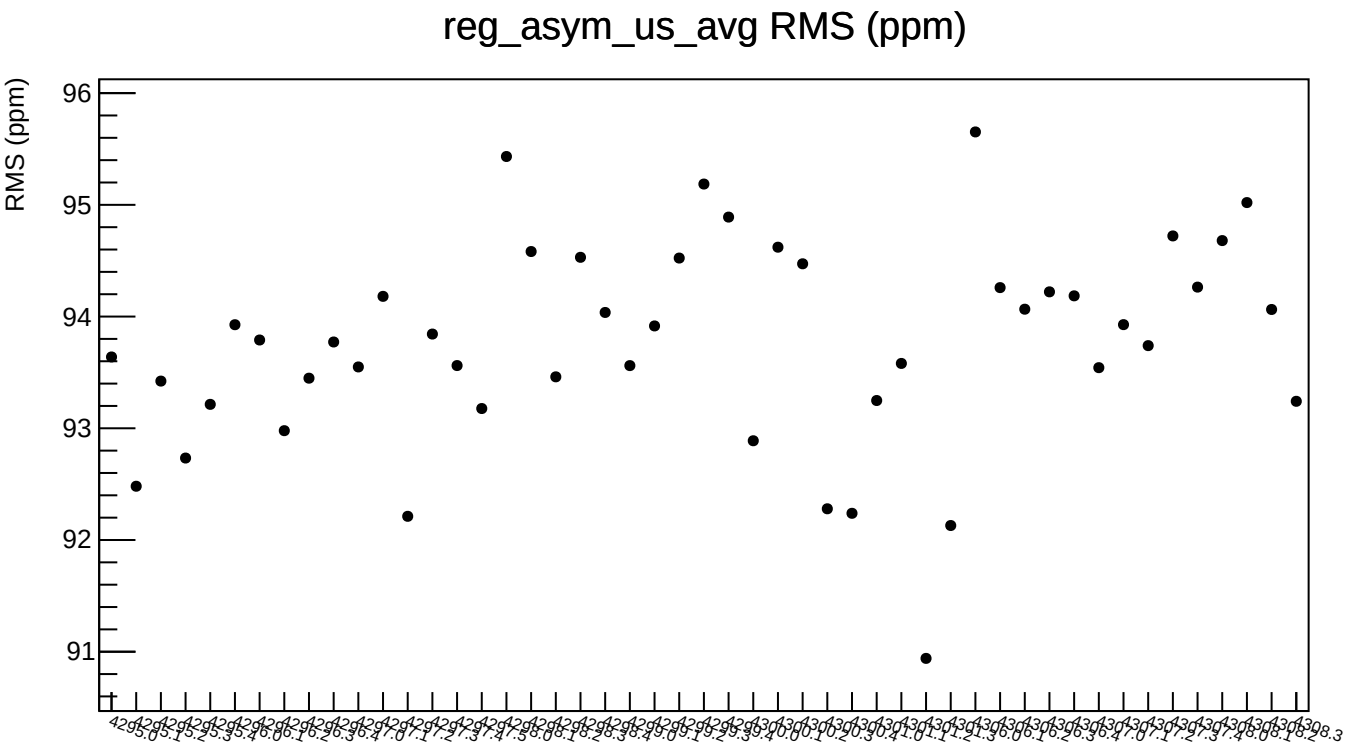
reg_asym_us_avg RMS (ppm)
RMS (ppm)
96
95
94
93
92
91

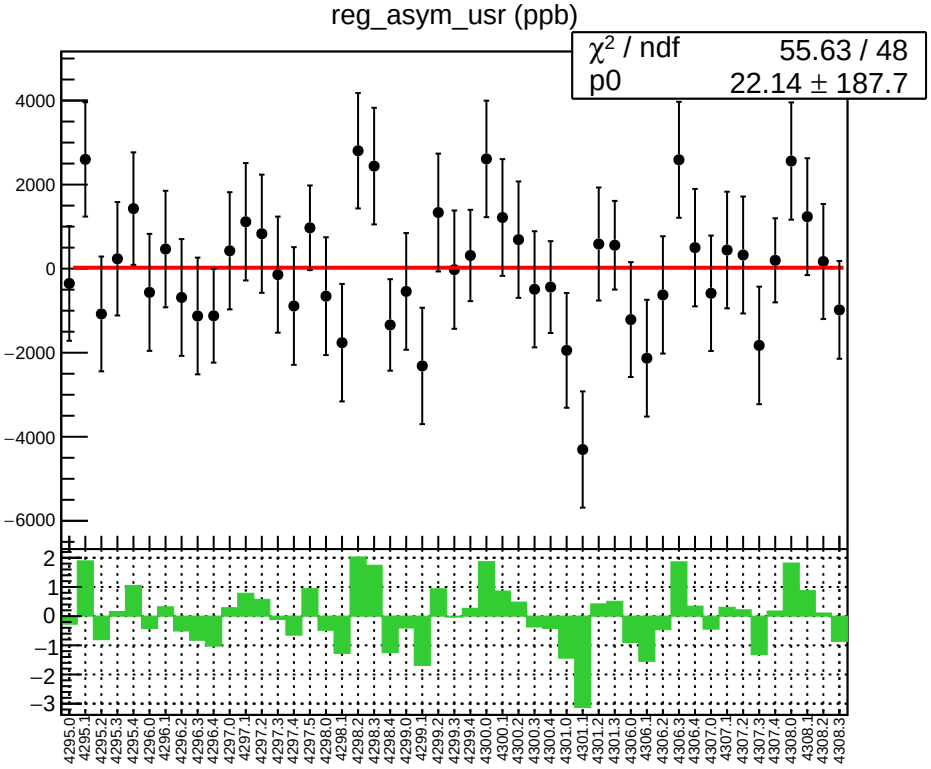
reg_asym_usr (ppb)
χ² / ndf 55.63 / 48
p0 22.14 ± 187.7

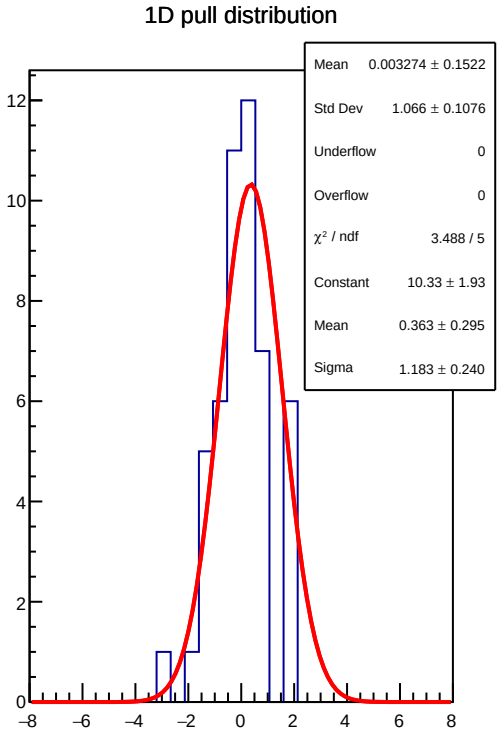
1D pull distribution
Mean 0.003274 ± 0.1522
Std Dev 1.066 ± 0.1076
Underflow 0
Overflow 0
χ² / ndf 3.488 / 5
Constant 10.33 ± 1.93
Mean 0.363 ± 0.295
Sigma 1.183 ± 0.240

reg_asym_usr RMS (ppm)

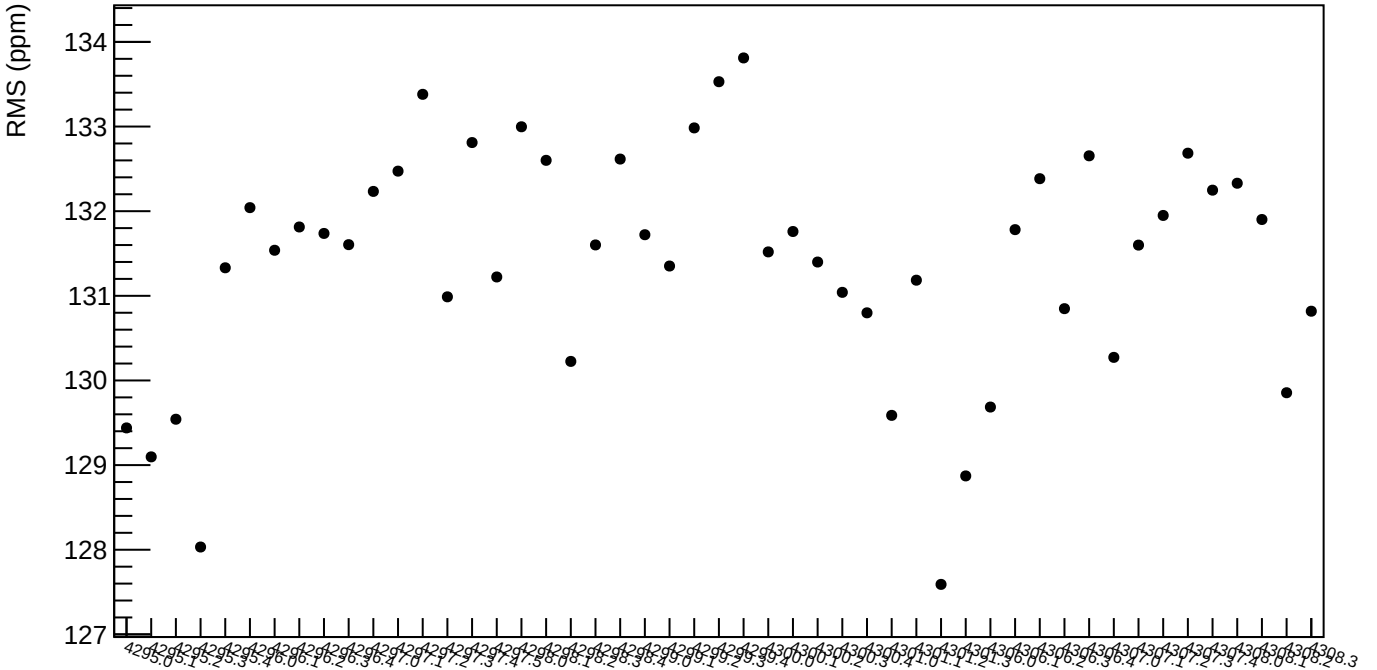

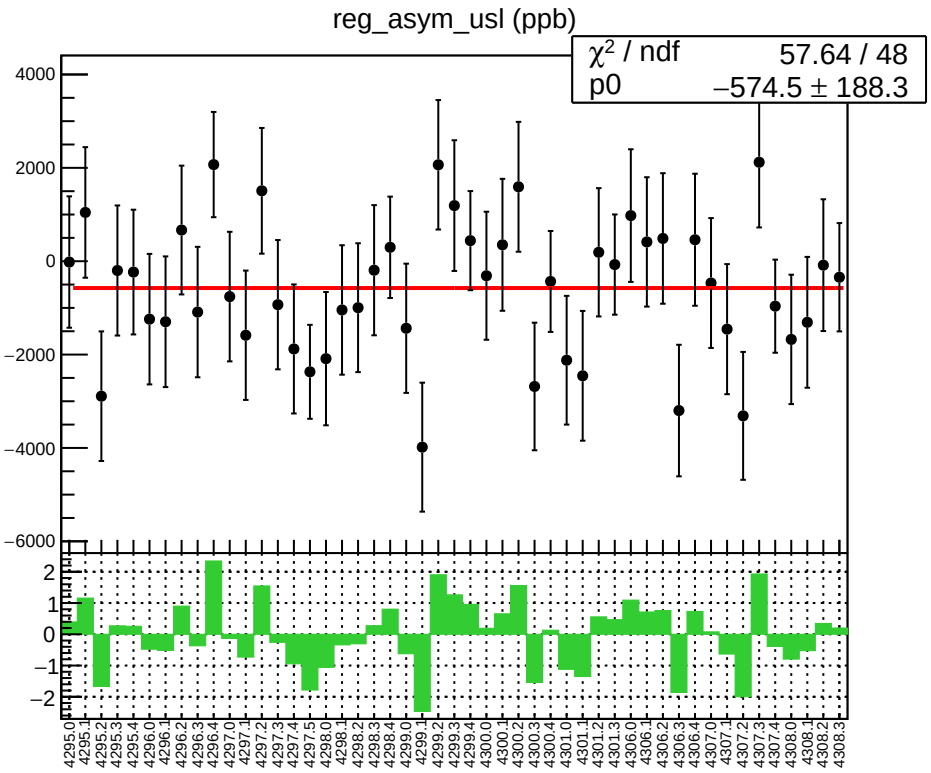
reg_asym_usl (ppb)
χ² / ndf 57.64 / 48
p0 −574.5 ± 188.3
4000
2000
0
−2000
−4000
−6000
2
1
0
−1
−2
4295.0
4295.1
4295.2
4295.3
4295.4
4296.0
4296.1
4296.2
4296.3
4296.4
4297.0
4297.1
4297.2
4297.3
4297.4
4297.5
4298.0
4298.1
4298.2
4298.3
4298.4
4299.0
4299.1
4299.2
4299.3
4299.4
4300.0
4300.1
4300.2
4300.3
4300.4
4301.0
4301.1
4301.2
4301.3
4306.0
4306.1
4306.2
4306.3
4306.4
4307.0
4307.1
4307.2
4307.3
4307.4
4308.0
4308.1
4308.2
4308.3

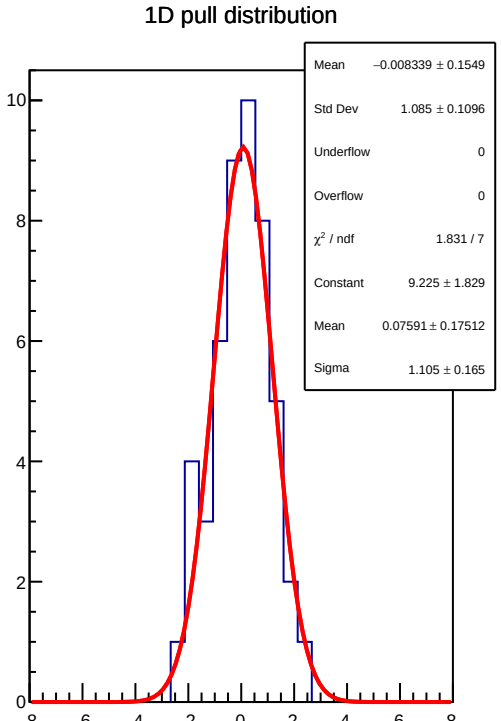
1D pull distribution
Mean −0.008339 ± 0.1549
Std Dev 1.085 ± 0.1096
Underflow 0
Overflow 0
χ² / ndf 1.831 / 7
Constant 9.225 ± 1.829
Mean 0.07591 ± 0.17512
Sigma 1.105 ± 0.165
10
8
6
4
2
0
−8
−6
−4
−2
0
2
4
6
8

reg_asym_usl RMS (ppm)

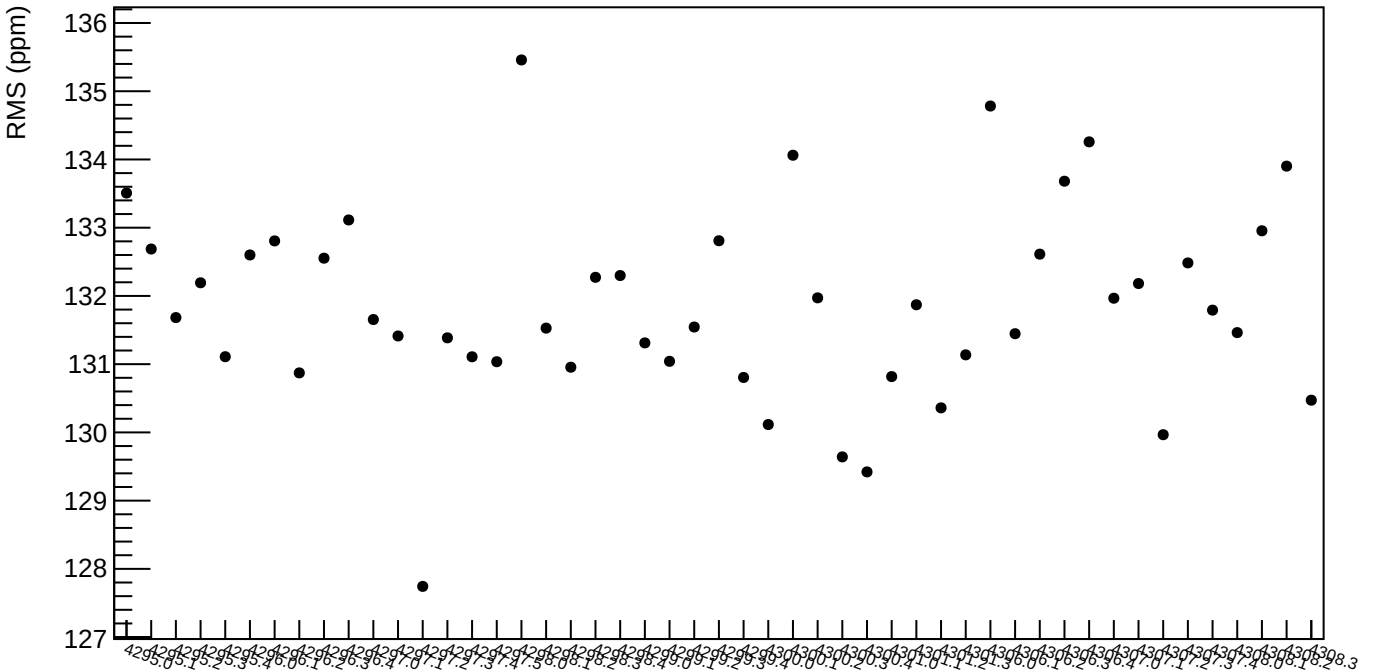

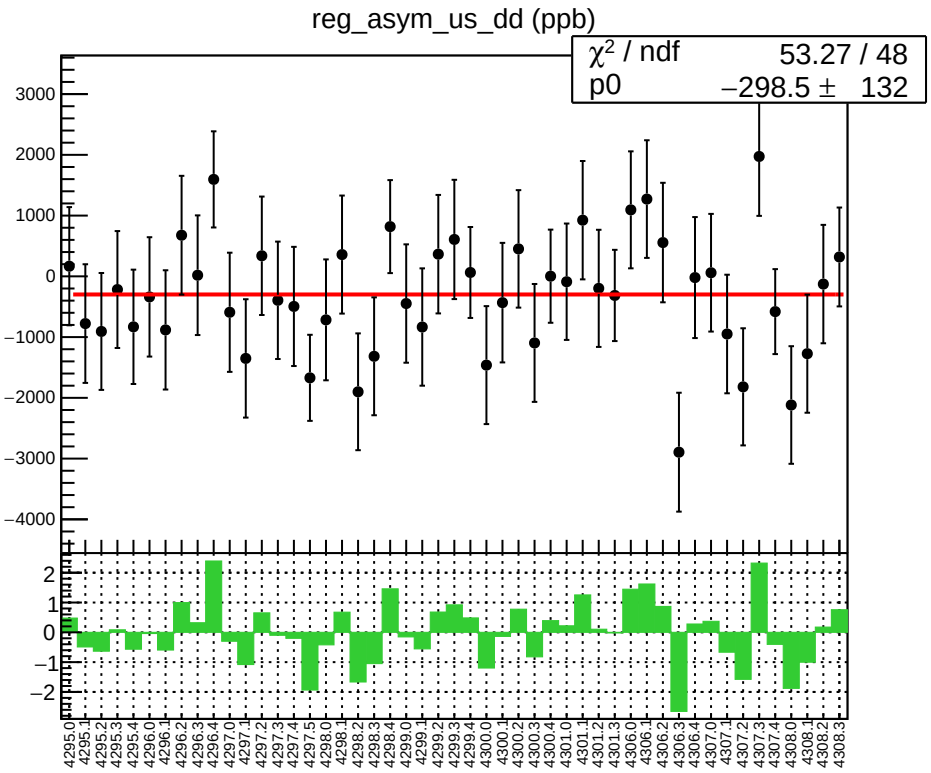
reg_asym_us_dd (ppb)
χ² / ndf 53.27 / 48
p0 −298.5 ± 132
3000
2000
1000
0
−1000
−2000
−3000
−4000
2
1
0
−1
−2
4295.0
4295.1
4295.2
4295.3
4295.4
4296.0
4296.1
4296.2
4296.3
4296.4
4297.0
4297.1
4297.2
4297.3
4297.4
4297.5
4298.0
4298.1
4298.2
4298.3
4298.4
4299.0
4299.1
4299.2
4299.3
4299.4
4300.0
4300.1
4300.2
4300.3
4300.4
4301.0
4301.1
4301.2
4301.3
4306.0
4306.1
4306.2
4306.3
4306.4
4307.0
4307.1
4307.2
4307.3
4307.4
4308.0
4308.1
4308.2
4308.3

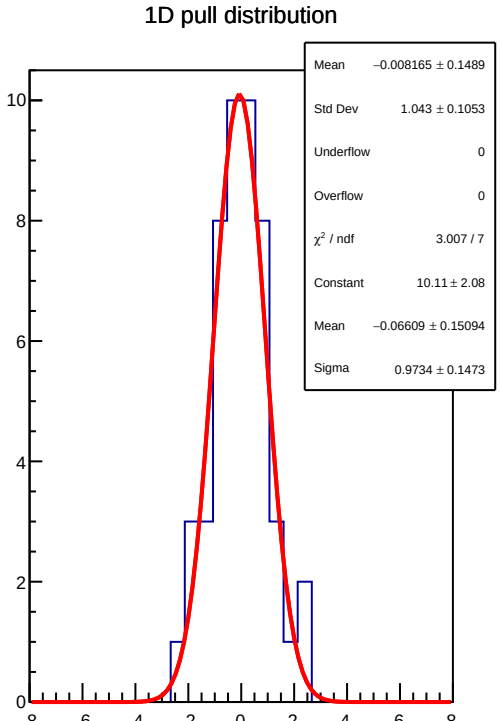
1D pull distribution
Mean −0.008165 ± 0.1489
Std Dev 1.043 ± 0.1053
Underflow 0
Overflow 0
χ² / ndf 3.007 / 7
Constant 10.11 ± 2.08
Mean −0.06609 ± 0.15094
Sigma 0.9734 ± 0.1473
10
8
6
4
2
0
−8
−6
−4
−2
0
2
4
6
8
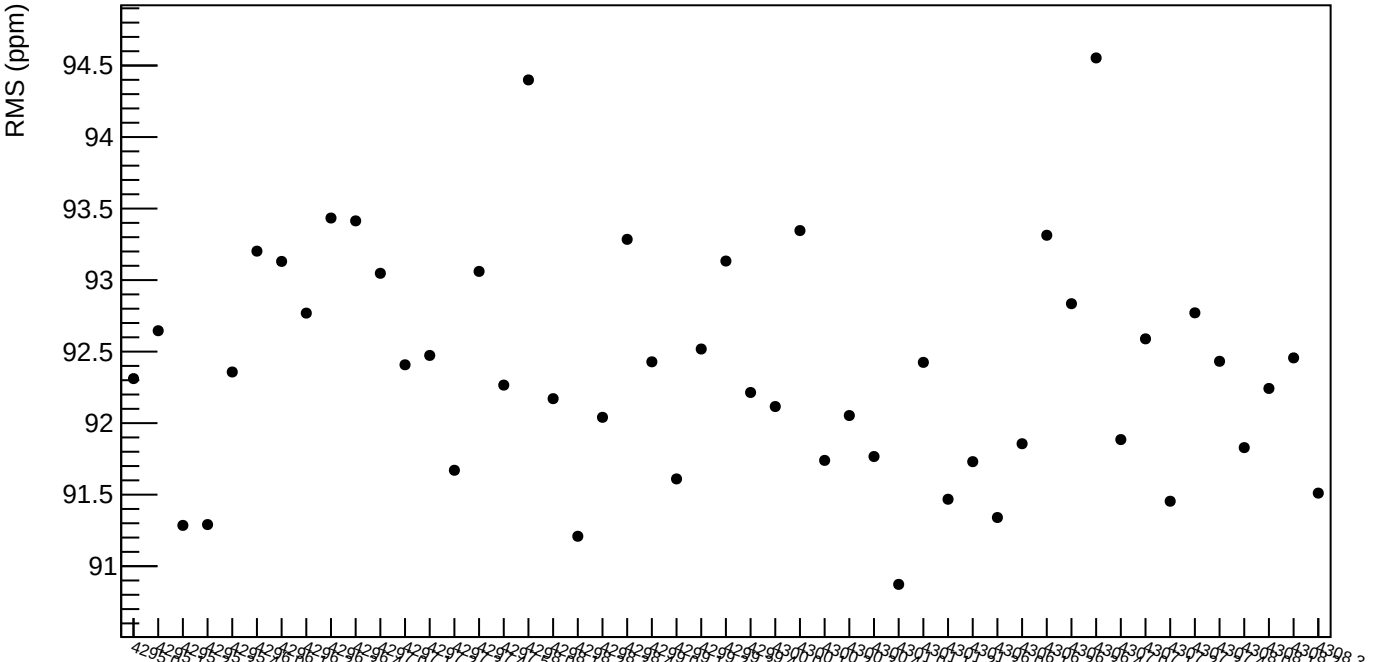
reg_asym_us_dd RMS (ppm)