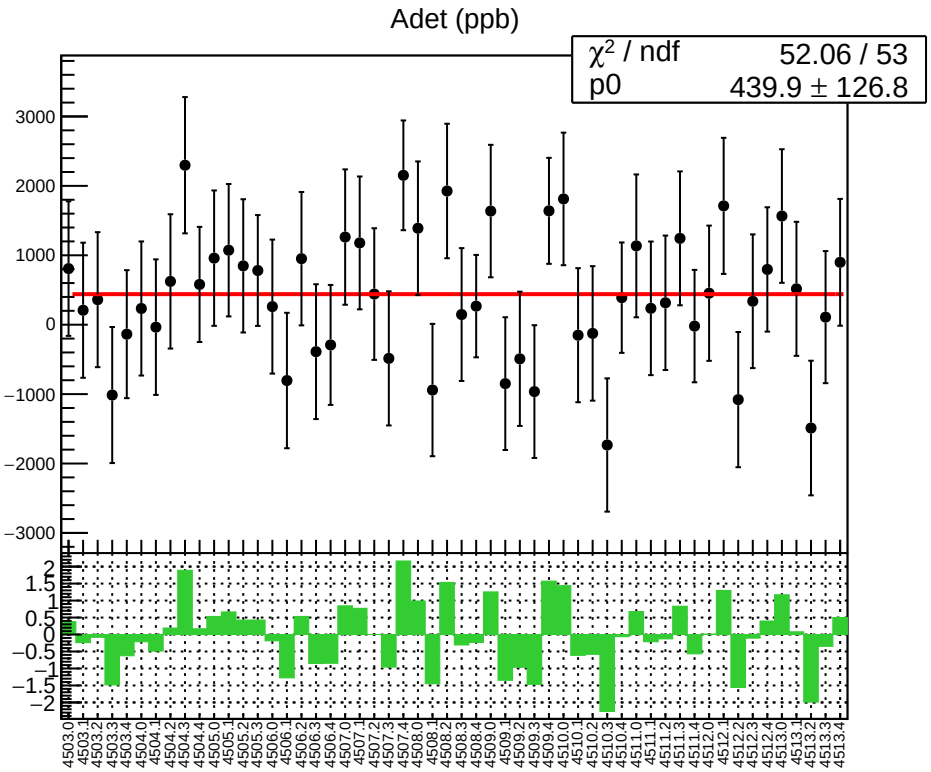
Adet (ppb)
χ² / ndf 52.06 / 53
p0 439.9 ± 126.8
3000
2000
1000
0
−1000
−2000
−3000
2
1.5
1
0.5
0
−0.5
−1
−1.5
−2
4503.0
4503.1
4503.2
4503.3
4503.4
4504.0
4504.1
4504.2
4504.3
4504.4
4505.0
4505.1
4505.2
4505.3
4506.0
4506.1
4506.2
4506.3
4506.4
4507.0
4507.1
4507.2
4507.3
4507.4
4508.0
4508.1
4508.2
4508.3
4508.4
4509.0
4509.1
4509.2
4509.3
4509.4
4510.0
4510.1
4510.2
4510.3
4510.4
4511.0
4511.1
4511.2
4511.3
4511.4
4512.0
4512.1
4512.2
4512.3
4512.4
4513.0
4513.1
4513.2
4513.3
4513.4

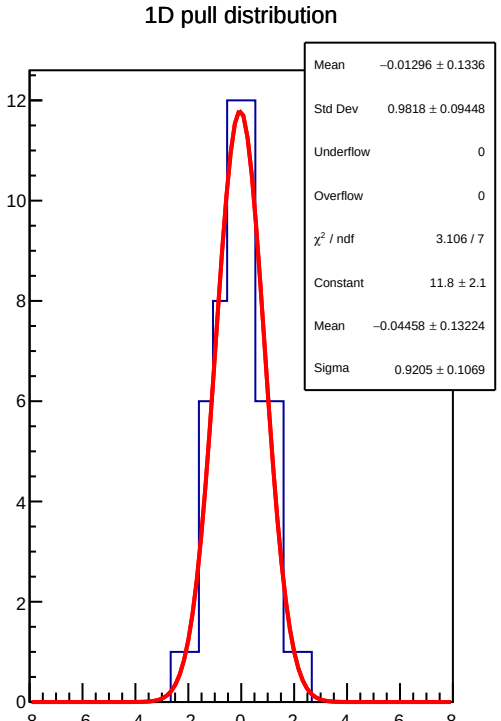
1D pull distribution
Mean −0.01296 ± 0.1336
Std Dev 0.9818 ± 0.09448
Underflow 0
Overflow 0
χ² / ndf 3.106 / 7
Constant 11.8 ± 2.1
Mean −0.04458 ± 0.13224
Sigma 0.9205 ± 0.1069
12
10
8
6
4
2
0
−8
−6
−4
−2
0
2
4
6
8

Adet RMS (ppm)

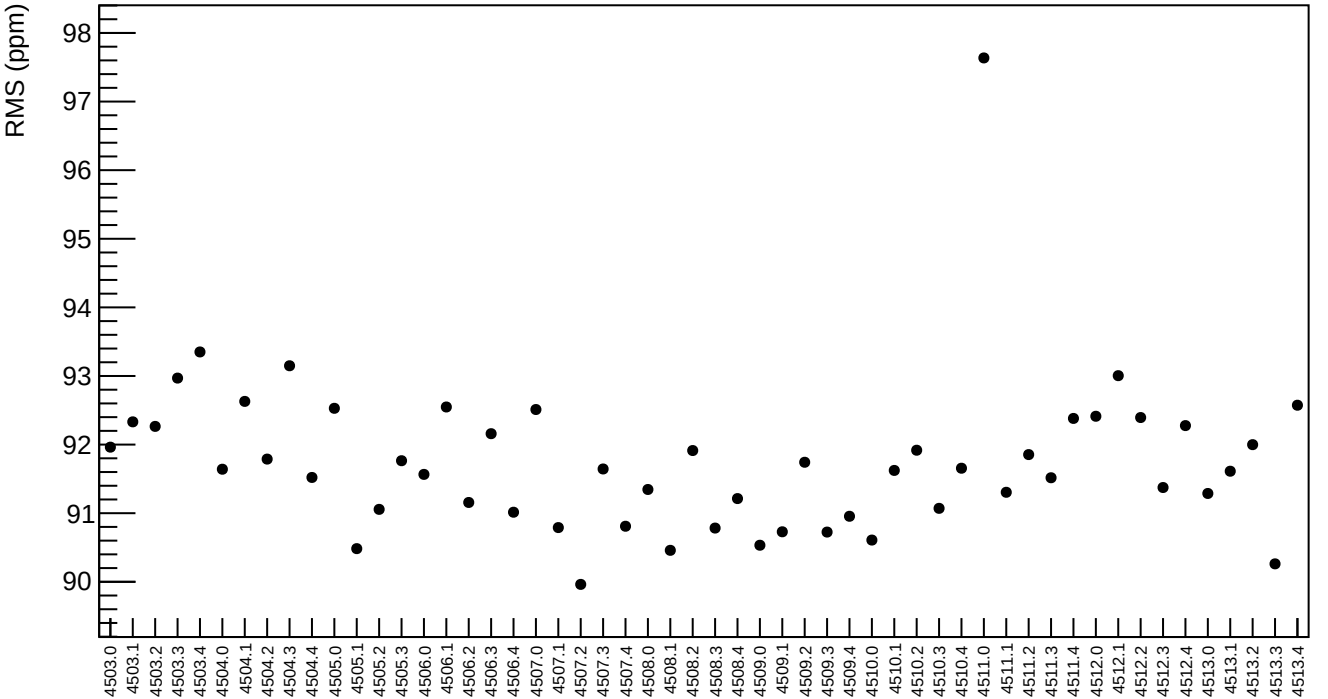
RMS (ppm)
98
97
96
95
94
93
92
91
90
4503.0
4503.1
4503.2
4503.3
4503.4
4504.0
4504.1
4504.2
4504.3
4504.4
4505.0
4505.1
4505.2
4505.3
4506.0
4506.1
4506.2
4506.3
4506.4
4507.0
4507.1
4507.2
4507.3
4507.4
4508.0
4508.1
4508.2
4508.3
4508.4
4509.0
4509.1
4509.2
4509.3
4509.4
4510.0
4510.1
4510.2
4510.3
4510.4
4511.0
4511.1
4511.2
4511.3
4511.4
4512.0
4512.1
4512.2
4512.3
4512.4
4513.0
4513.1
4513.2
4513.3
4513.4

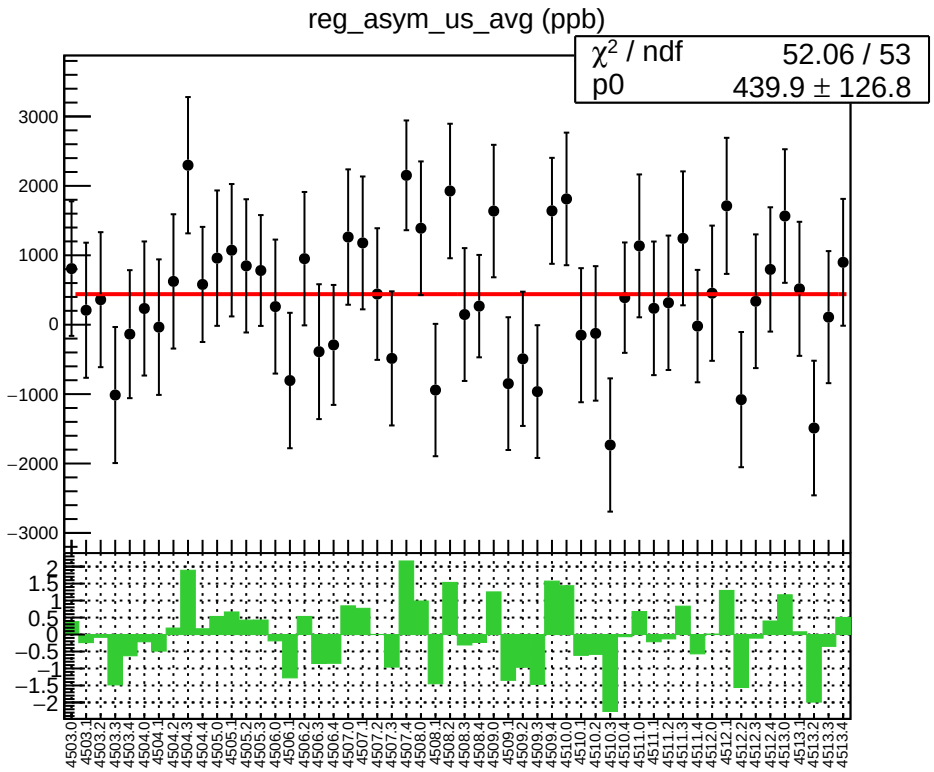
reg_asym_us_avg (ppb)
χ² / ndf 52.06 / 53
p0 439.9 ± 126.8

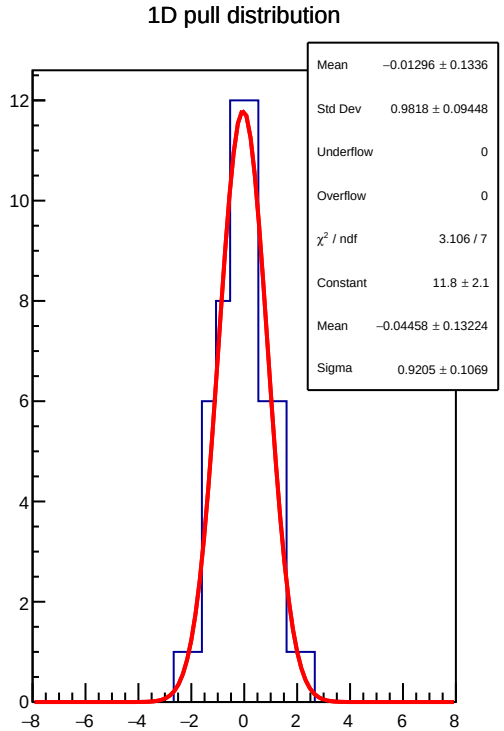
1D pull distribution
Mean −0.01296 ± 0.1336
Std Dev 0.9818 ± 0.09448
Underflow 0
Overflow 0
χ² / ndf 3.106 / 7
Constant 11.8 ± 2.1
Mean −0.04458 ± 0.13224
Sigma 0.9205 ± 0.1069

reg_asym_us_avg RMS (ppm)

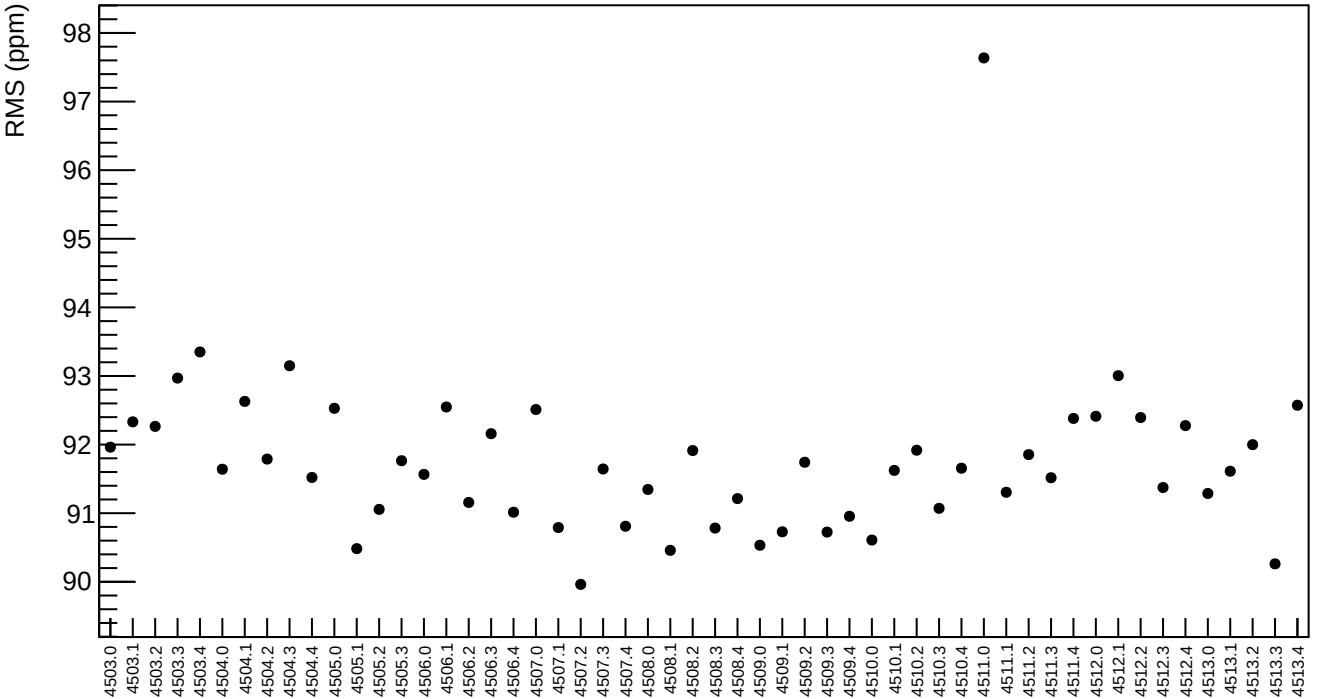

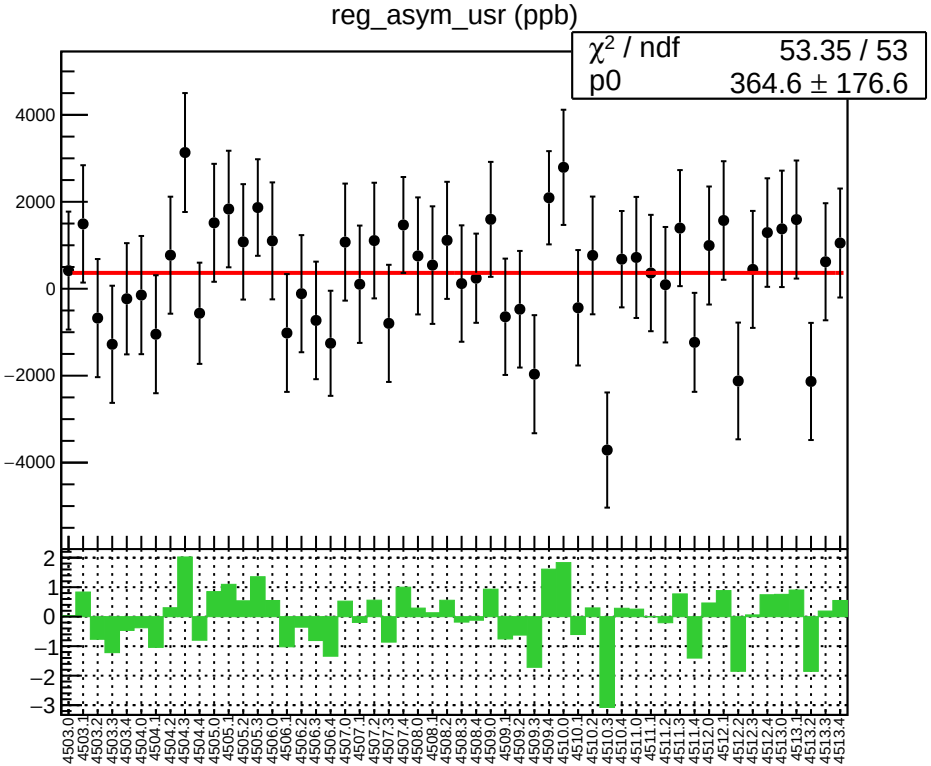
reg_asym_usr (ppb)
χ² / ndf 53.35 / 53
p0 364.6 ± 176.6
4000
2000
0
−2000
−4000
2
1
0
−1
−2
−3
4503.0
4503.1
4503.2
4503.3
4503.4
4504.0
4504.1
4504.2
4504.3
4504.4
4505.0
4505.1
4505.2
4505.3
4506.0
4506.1
4506.2
4506.3
4506.4
4507.0
4507.1
4507.2
4507.3
4507.4
4508.0
4508.1
4508.2
4508.3
4508.4
4509.0
4509.1
4509.2
4509.3
4509.4
4510.0
4510.1
4510.2
4510.3
4510.4
4511.0
4511.1
4511.2
4511.3
4511.4
4512.0
4512.1
4512.2
4512.3
4512.4
4513.0
4513.1
4513.2
4513.3
4513.4

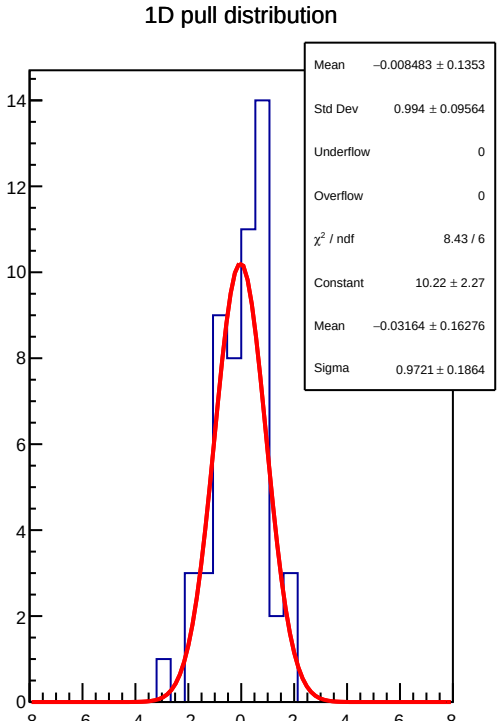
1D pull distribution
Mean −0.008483 ± 0.1353
Std Dev 0.994 ± 0.09564
Underflow 0
Overflow 0
χ² / ndf 8.43 / 6
Constant 10.22 ± 2.27
Mean −0.03164 ± 0.16276
Sigma 0.9721 ± 0.1864
14
12
10
8
6
4
2
0
−8
−6
−4
−2
0
2
4
6
8

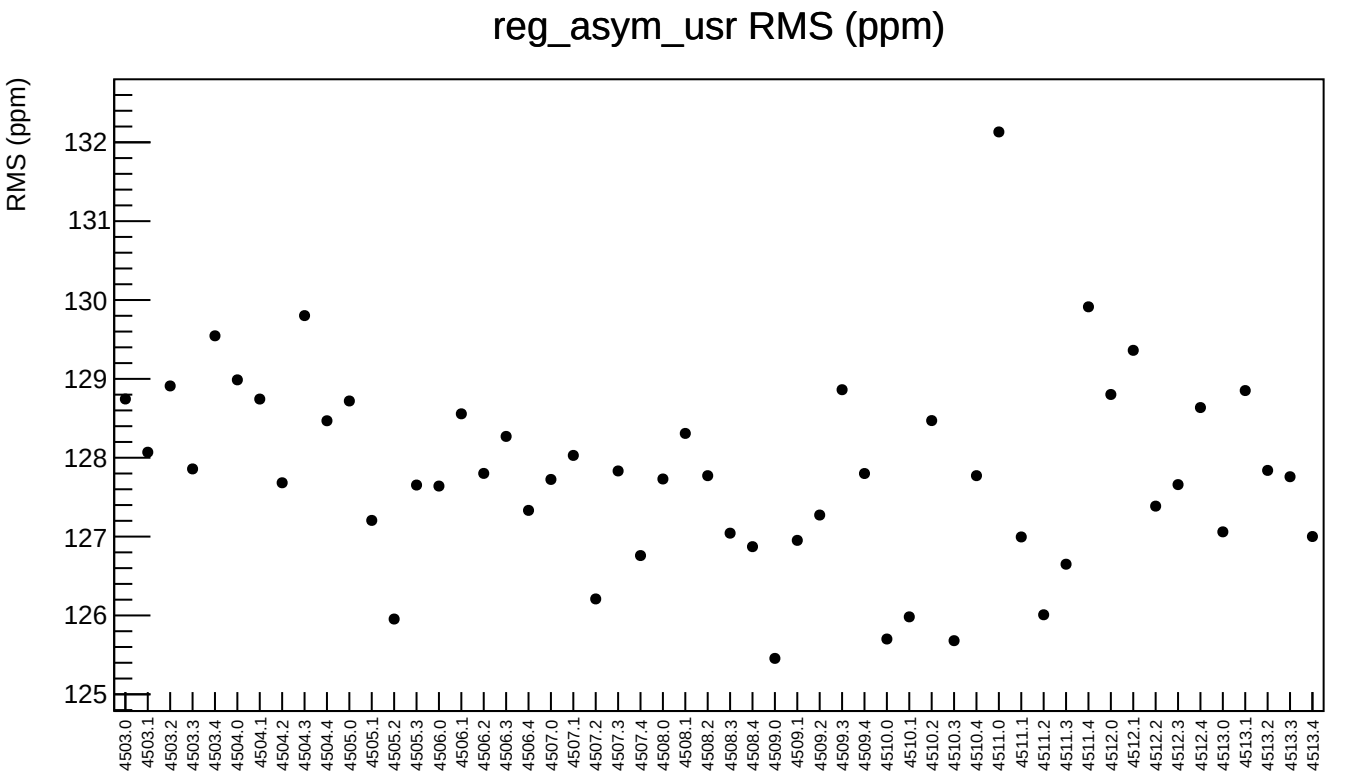
reg_asym_usr RMS (ppm)
RMS (ppm)
132
131
130
129
128
127
126
125
4503.0
4503.1
4503.2
4503.3
4503.4
4504.0
4504.1
4504.2
4504.3
4504.4
4505.0
4505.1
4505.2
4505.3
4506.0
4506.1
4506.2
4506.3
4506.4
4507.0
4507.1
4507.2
4507.3
4507.4
4508.0
4508.1
4508.2
4508.3
4508.4
4509.0
4509.1
4509.2
4509.3
4509.4
4510.0
4510.1
4510.2
4510.3
4510.4
4511.0
4511.1
4511.2
4511.3
4511.4
4512.0
4512.1
4512.2
4512.3
4512.4
4513.0
4513.1
4513.2
4513.3
4513.4

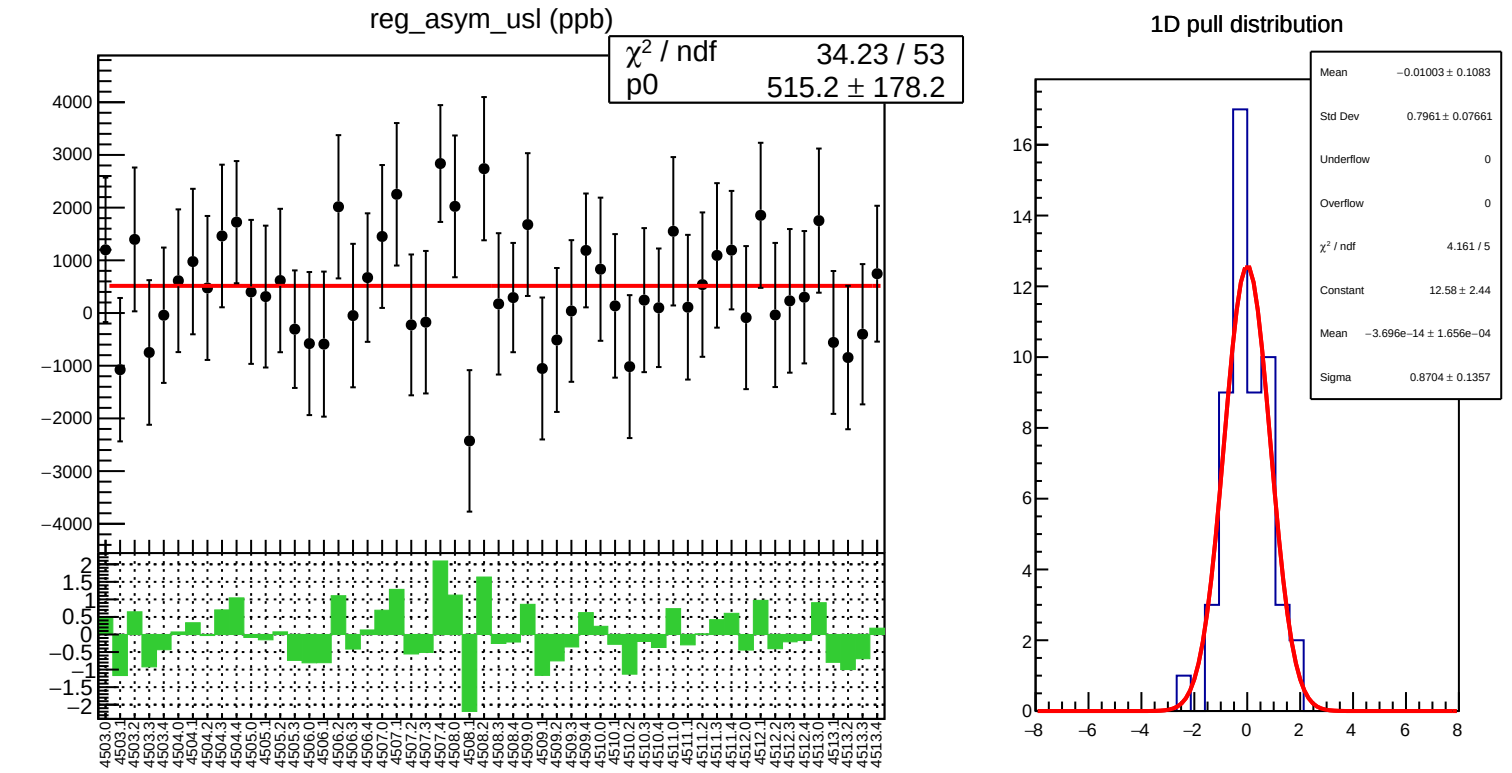
reg_asym_usl (ppb)
χ² / ndf 34.23 / 53
p0 515.2 ± 178.2
1D pull distribution
Mean −0.01003 ± 0.1083
Std Dev 0.7961 ± 0.07661
Underflow 0
Overflow 0
χ² / ndf 4.161 / 5
Constant 12.58 ± 2.44
Mean −3.696e−14 ± 1.656e−04
Sigma 0.8704 ± 0.1357

reg_asym_usl RMS (ppm)

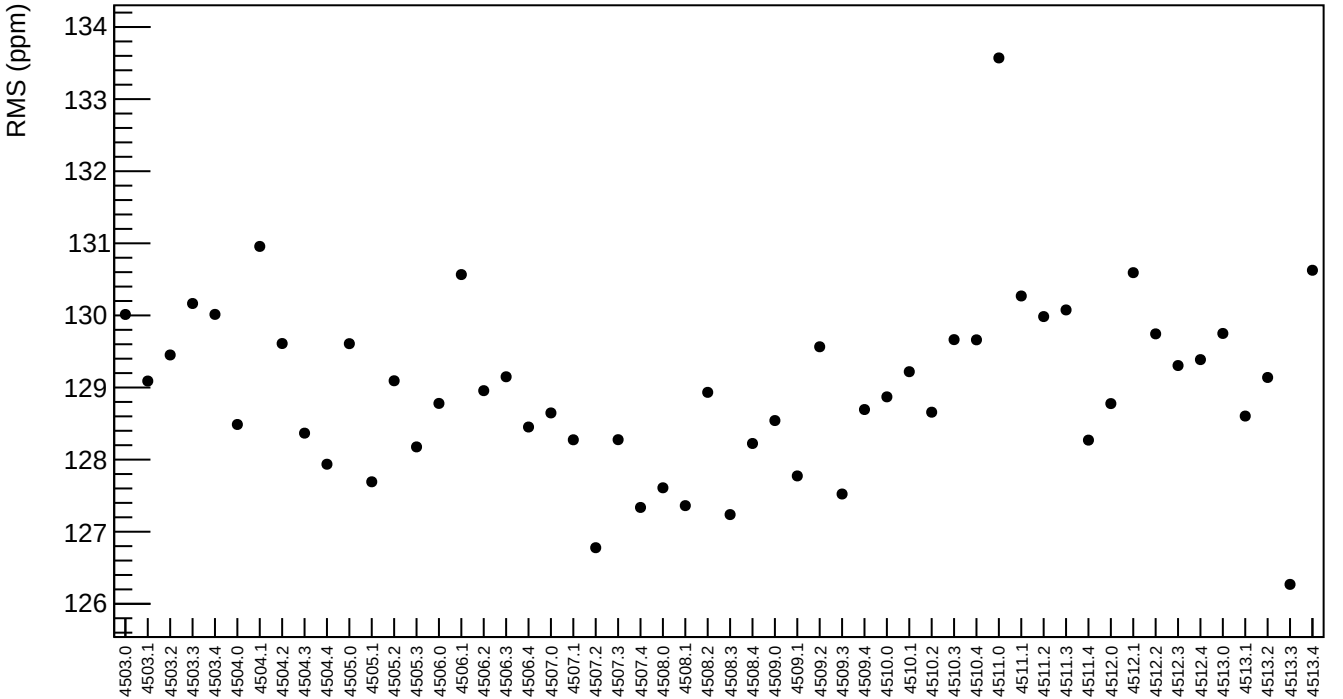

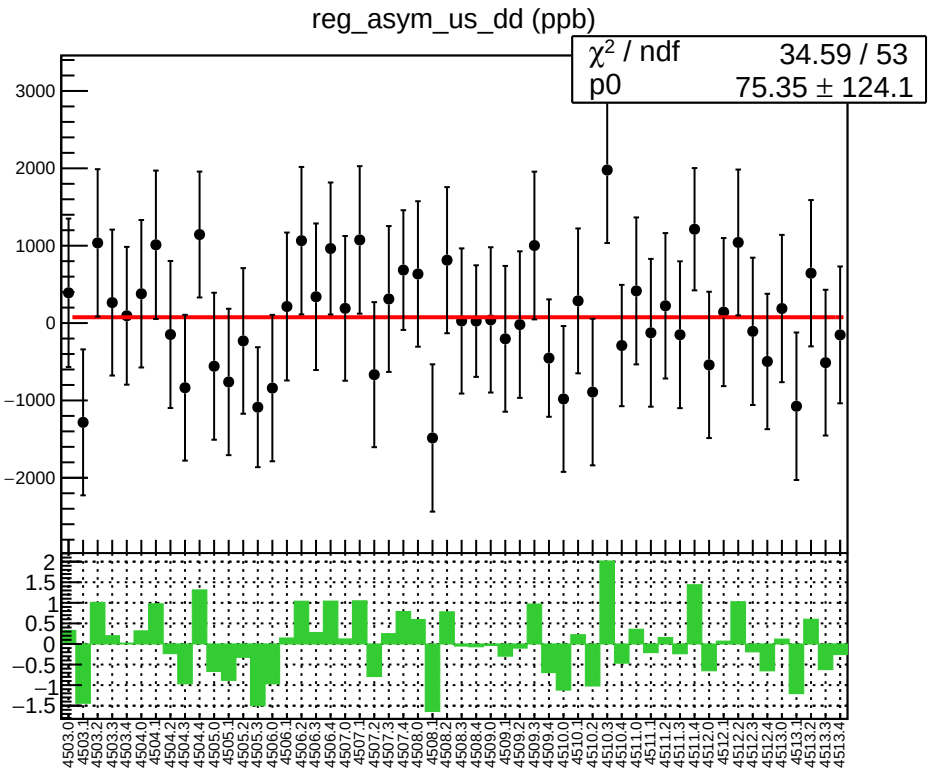
reg_asym_us_dd (ppb)
χ² / ndf 34.59 / 53
p0 75.35 ± 124.1

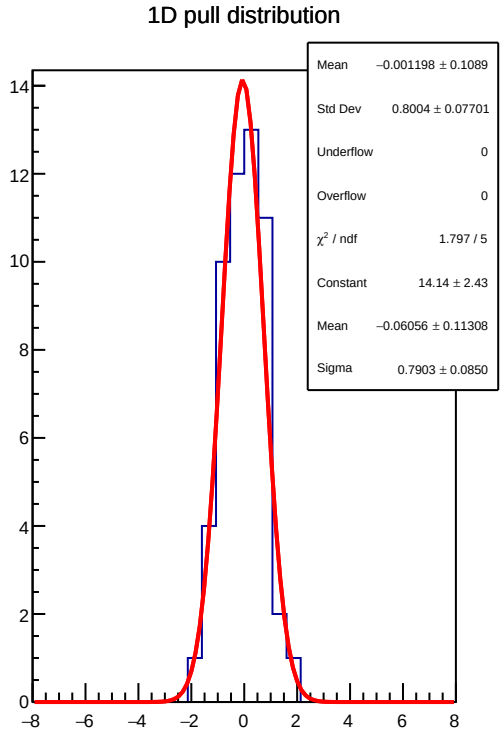
1D pull distribution
Mean −0.001198 ± 0.1089
Std Dev 0.8004 ± 0.07701
Underflow 0
Overflow 0
χ² / ndf 1.797 / 5
Constant 14.14 ± 2.43
Mean −0.06056 ± 0.11308
Sigma 0.7903 ± 0.0850

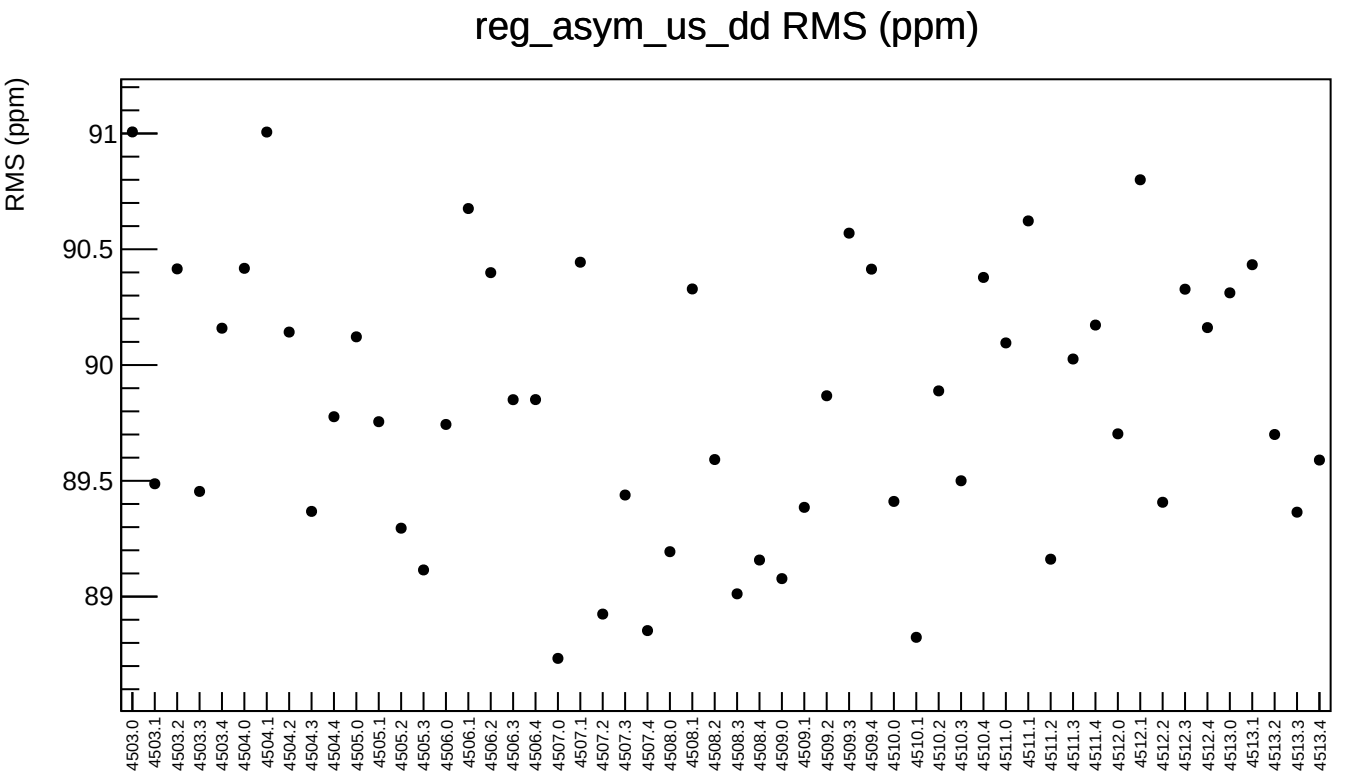
reg_asym_us_dd RMS (ppm)
RMS (ppm)
91
90.5
90
89.5
89
4503.0
4503.1
4503.2
4503.3
4503.4
4504.0
4504.1
4504.2
4504.3
4504.4
4505.0
4505.1
4505.2
4505.3
4506.0
4506.1
4506.2
4506.3
4506.4
4507.0
4507.1
4507.2
4507.3
4507.4
4508.0
4508.1
4508.2
4508.3
4508.4
4509.0
4509.1
4509.2
4509.3
4509.4
4510.0
4510.1
4510.2
4510.3
4510.4
4511.0
4511.1
4511.2
4511.3
4511.4
4512.0
4512.1
4512.2
4512.3
4512.4
4513.0
4513.1
4513.2
4513.3
4513.4