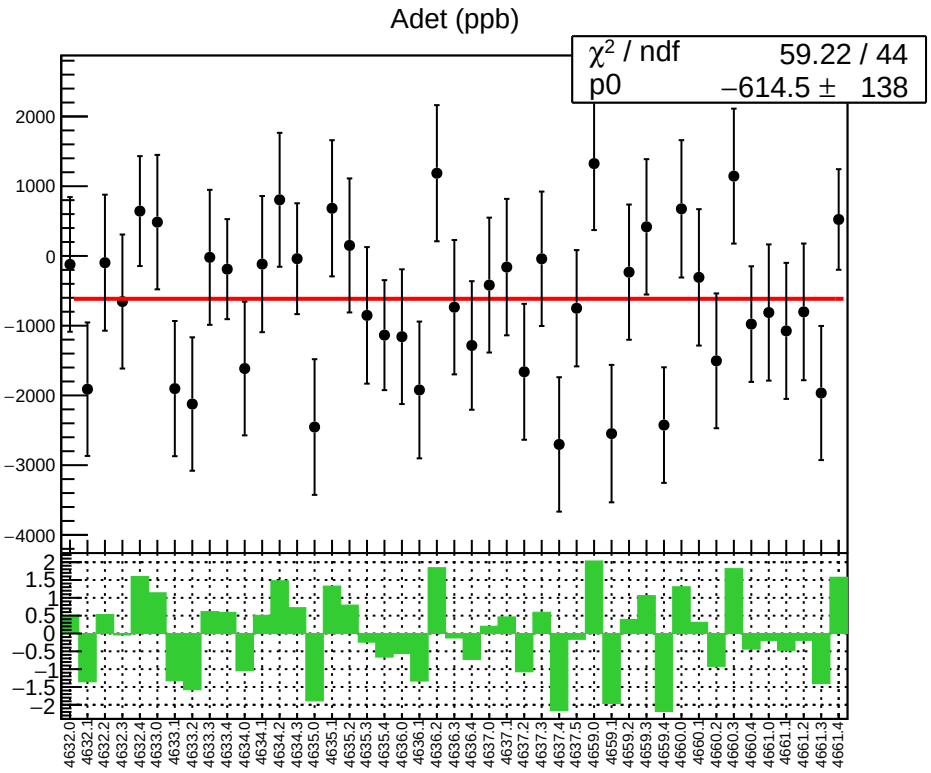
Adet (ppb)
χ² / ndf 59.22 / 44
p0 −614.5 ± 138
2000
1000
0
−1000
−2000
−3000
−4000
2
1.5
1
0.5
0
−0.5
−1
−1.5
−2
4632.0
4632.1
4632.2
4632.3
4632.4
4633.0
4633.1
4633.2
4633.3
4633.4
4634.0
4634.1
4634.2
4634.3
4635.0
4635.1
4635.2
4635.3
4635.4
4636.0
4636.1
4636.2
4636.3
4636.4
4637.0
4637.1
4637.2
4637.3
4637.4
4637.5
4659.0
4659.1
4659.2
4659.3
4659.4
4660.0
4660.1
4660.2
4660.3
4660.4
4661.0
4661.1
4661.2
4661.3
4661.4

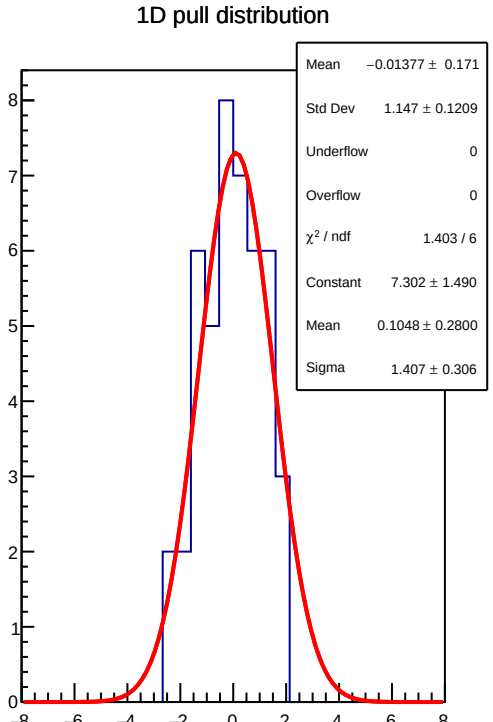
1D pull distribution
Mean −0.01377 ± 0.171
Std Dev 1.147 ± 0.1209
Underflow 0
Overflow 0
χ² / ndf 1.403 / 6
Constant 7.302 ± 1.490
Mean 0.1048 ± 0.2800
Sigma 1.407 ± 0.306
8
7
6
5
4
3
2
1
0
−8
−6
−4
−2
0
2
4
6
8

Adet RMS (ppm)

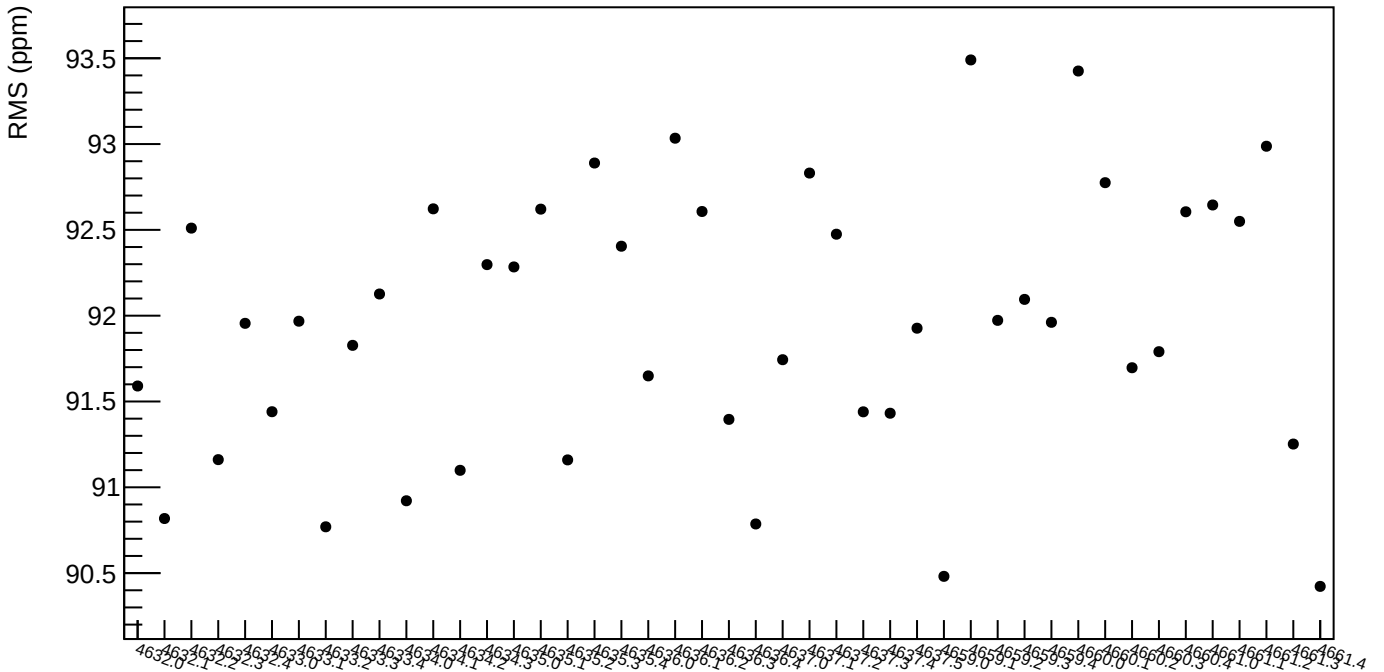

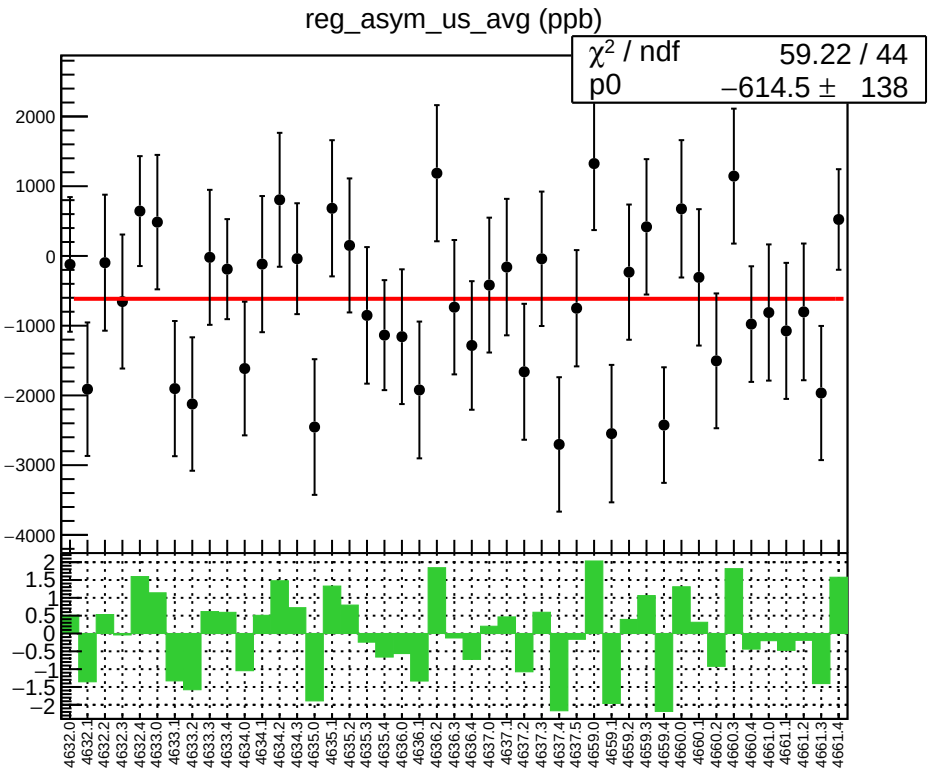
reg_asym_us_avg (ppb)
χ² / ndf 59.22 / 44
p0 −614.5 ± 138
2000
1000
0
−1000
−2000
−3000
−4000
2
1.5
1
0.5
0
−0.5
−1
−1.5
−2
4632.0
4632.1
4632.2
4632.3
4632.4
4633.0
4633.1
4633.2
4633.3
4633.4
4634.0
4634.1
4634.2
4634.3
4635.0
4635.1
4635.2
4635.3
4635.4
4636.0
4636.1
4636.2
4636.3
4636.4
4637.0
4637.1
4637.2
4637.3
4637.4
4637.5
4659.0
4659.1
4659.2
4659.3
4659.4
4660.0
4660.1
4660.2
4660.3
4660.4
4661.0
4661.1
4661.2
4661.3
4661.4

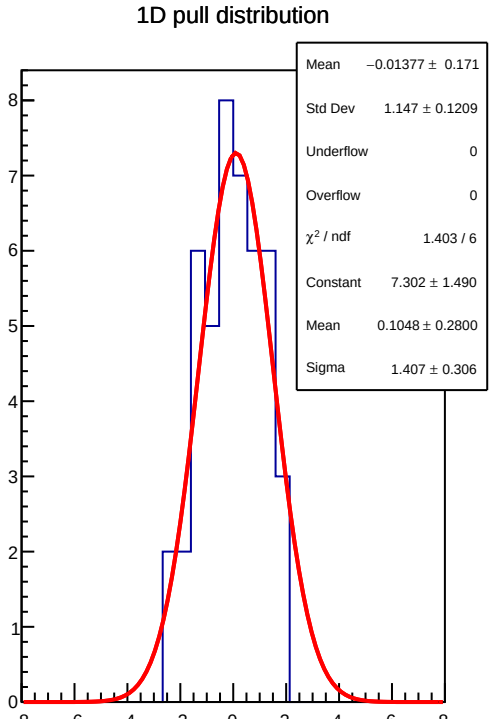
1D pull distribution
Mean −0.01377 ± 0.171
Std Dev 1.147 ± 0.1209
Underflow 0
Overflow 0
χ² / ndf 1.403 / 6
Constant 7.302 ± 1.490
Mean 0.1048 ± 0.2800
Sigma 1.407 ± 0.306
8
7
6
5
4
3
2
1
0
−8
−6
−4
−2
0
2
4
6
8

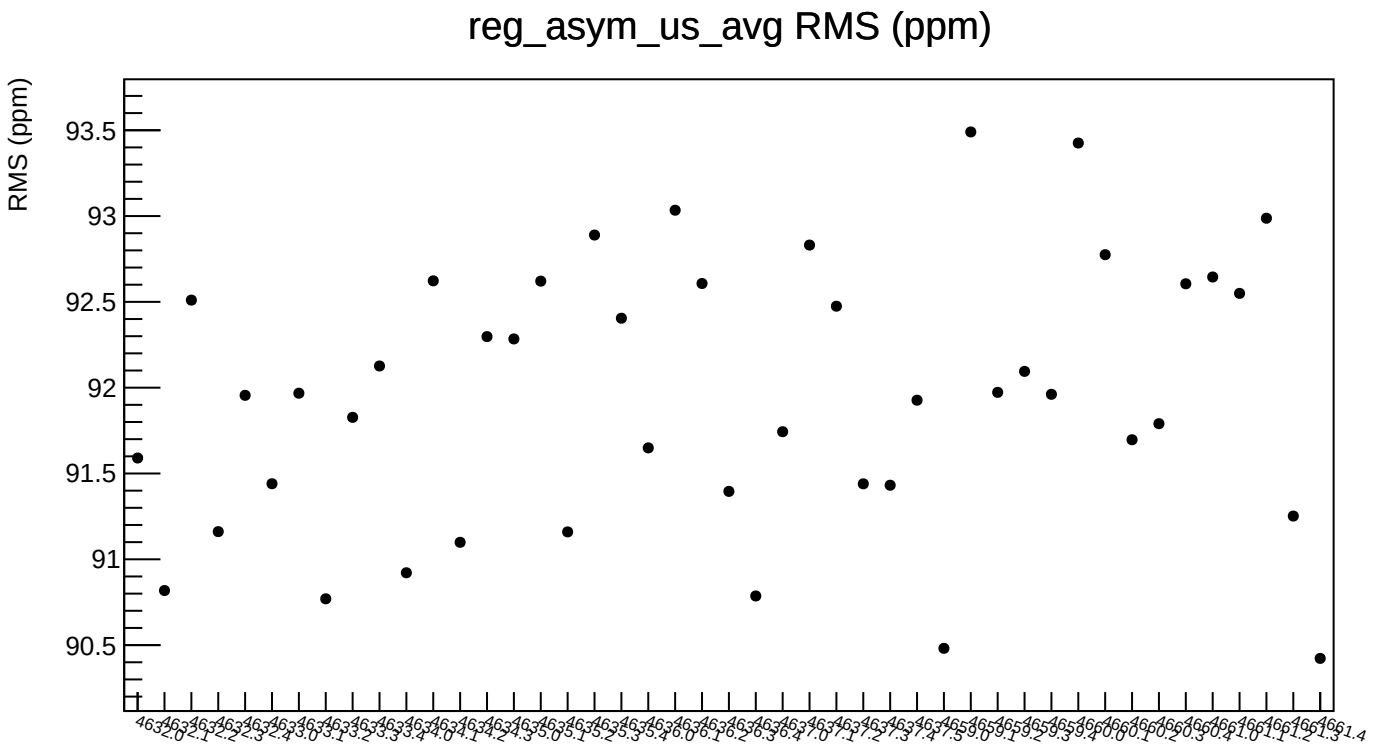
reg_asym_us_avg RMS (ppm)
RMS (ppm)
93.5
93
92.5
92
91.5
91
90.5

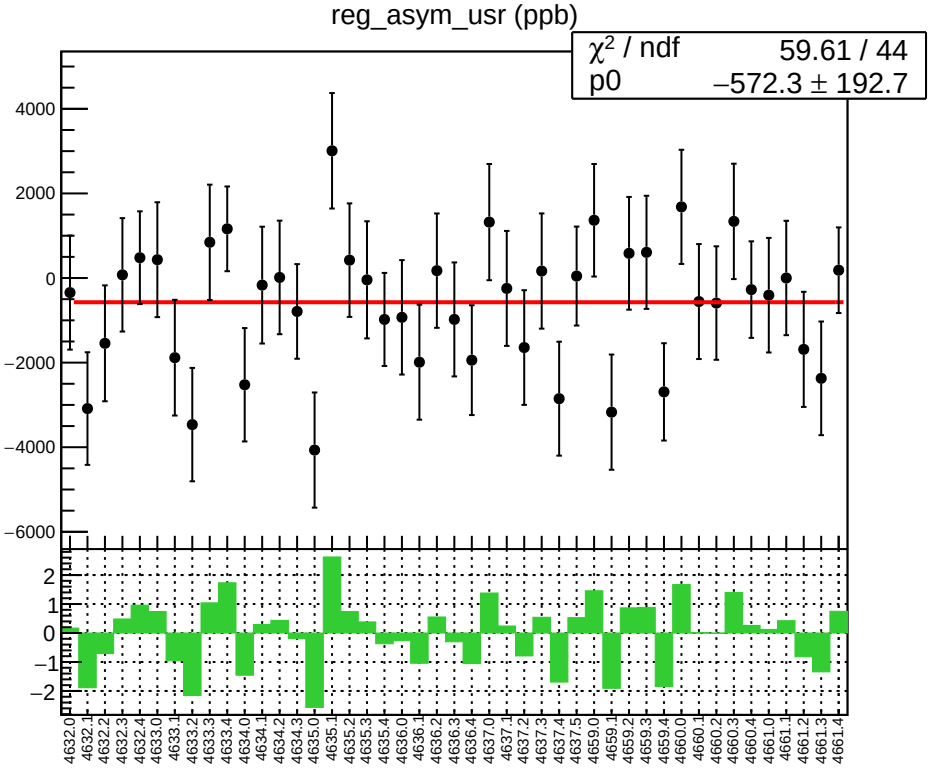
reg_asym_usr (ppb)
χ² / ndf 59.61 / 44
p0 −572.3 ± 192.7
4000
2000
0
−2000
−4000
−6000
2
1
0
−1
−2
4632.0
4632.1
4632.2
4632.3
4632.4
4633.0
4633.1
4633.2
4633.3
4633.4
4634.0
4634.1
4634.2
4634.3
4635.0
4635.1
4635.2
4635.3
4635.4
4636.0
4636.1
4636.2
4636.3
4636.4
4637.0
4637.1
4637.2
4637.3
4637.4
4637.5
4659.0
4659.1
4659.2
4659.3
4659.4
4660.0
4660.1
4660.2
4660.3
4660.4
4661.0
4661.1
4661.2
4661.3
4661.4

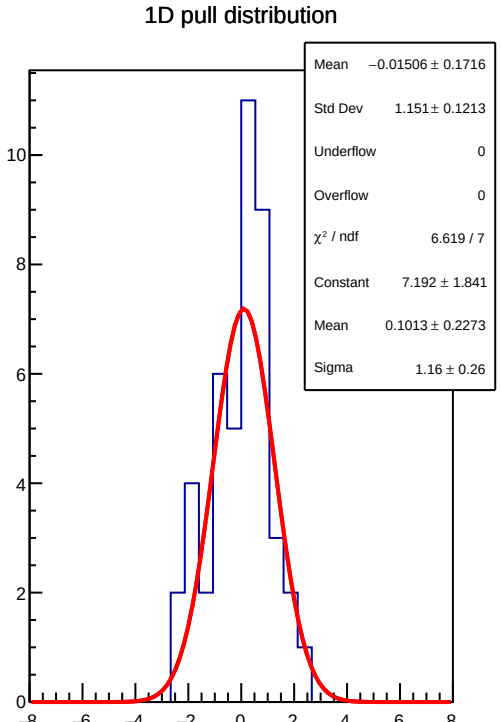
1D pull distribution
Mean −0.01506 ± 0.1716
Std Dev 1.151 ± 0.1213
Underflow 0
Overflow 0
χ² / ndf 6.619 / 7
Constant 7.192 ± 1.841
Mean 0.1013 ± 0.2273
Sigma 1.16 ± 0.26
10
8
6
4
2
0
−8
−6
−4
−2
0
2
4
6
8

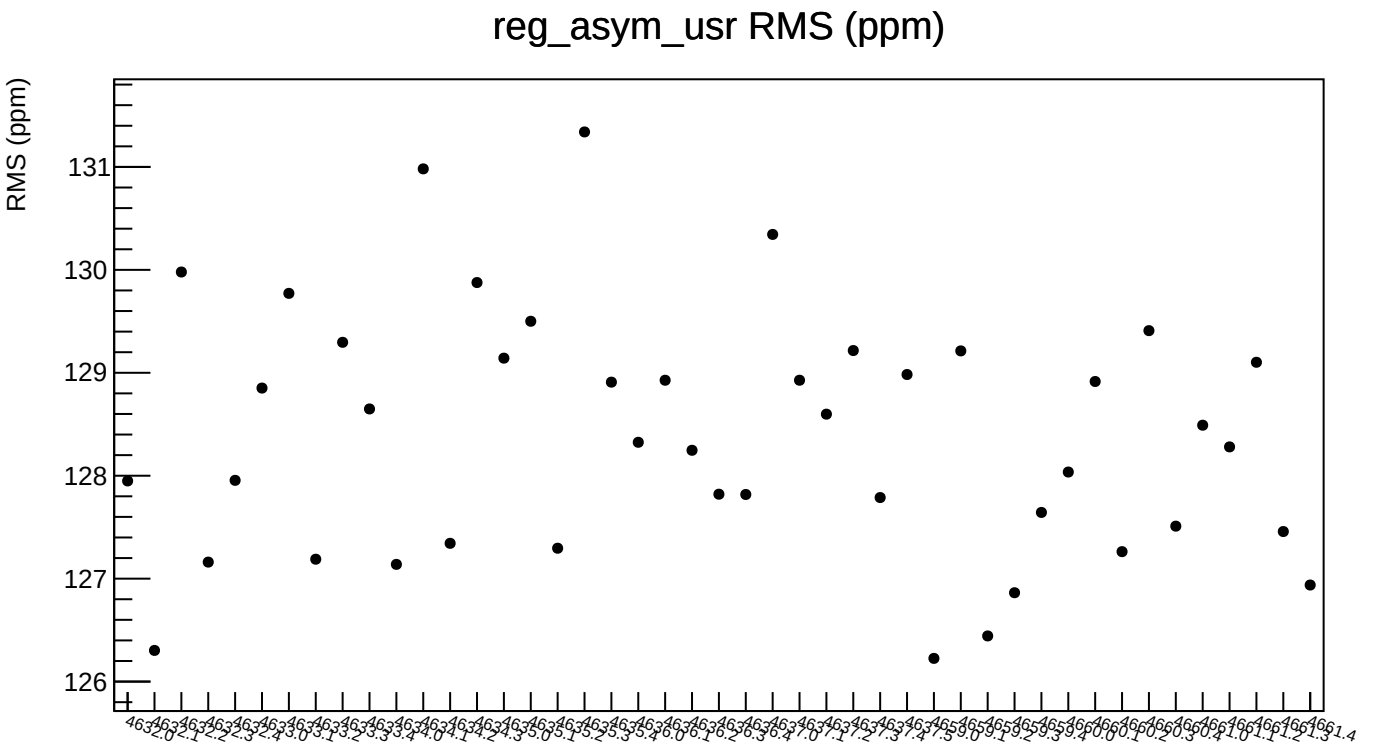
reg_asym_usr RMS (ppm)
RMS (ppm)
131
130
129
128
127
126

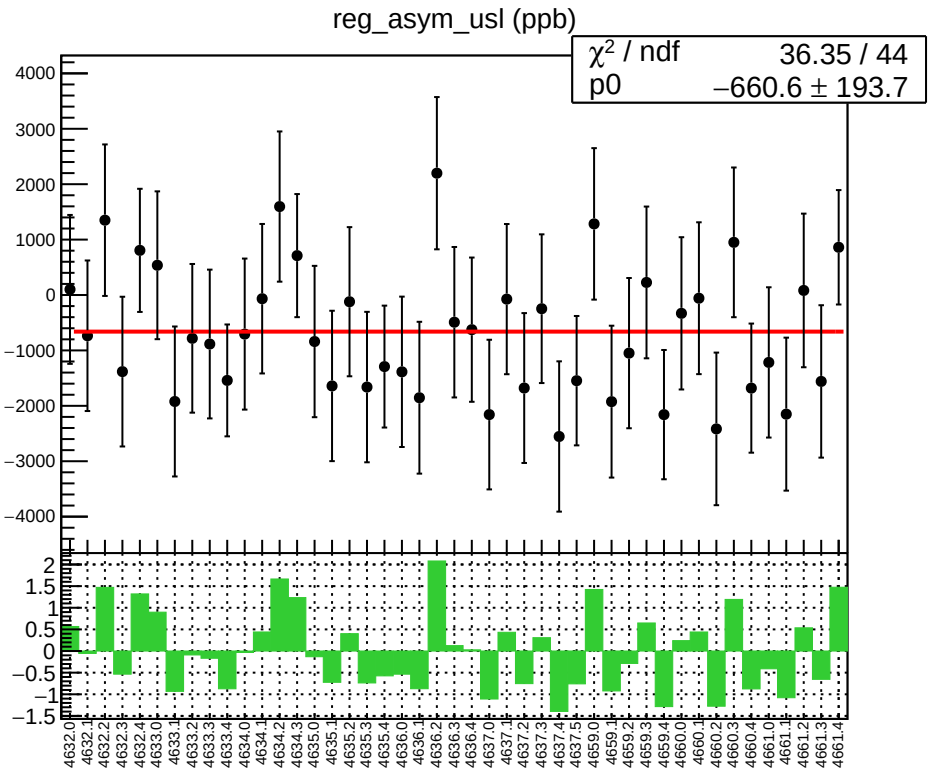
reg_asym_usl (ppb)
χ² / ndf 36.35 / 44
p0 −660.6 ± 193.7

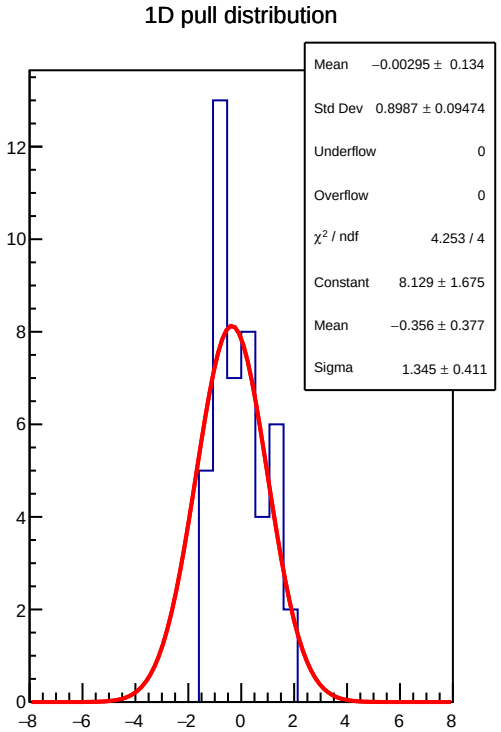
1D pull distribution
Mean −0.00295 ± 0.134
Std Dev 0.8987 ± 0.09474
Underflow 0
Overflow 0
χ² / ndf 4.253 / 4
Constant 8.129 ± 1.675
Mean −0.356 ± 0.377
Sigma 1.345 ± 0.411

reg_asym_usl RMS (ppm)

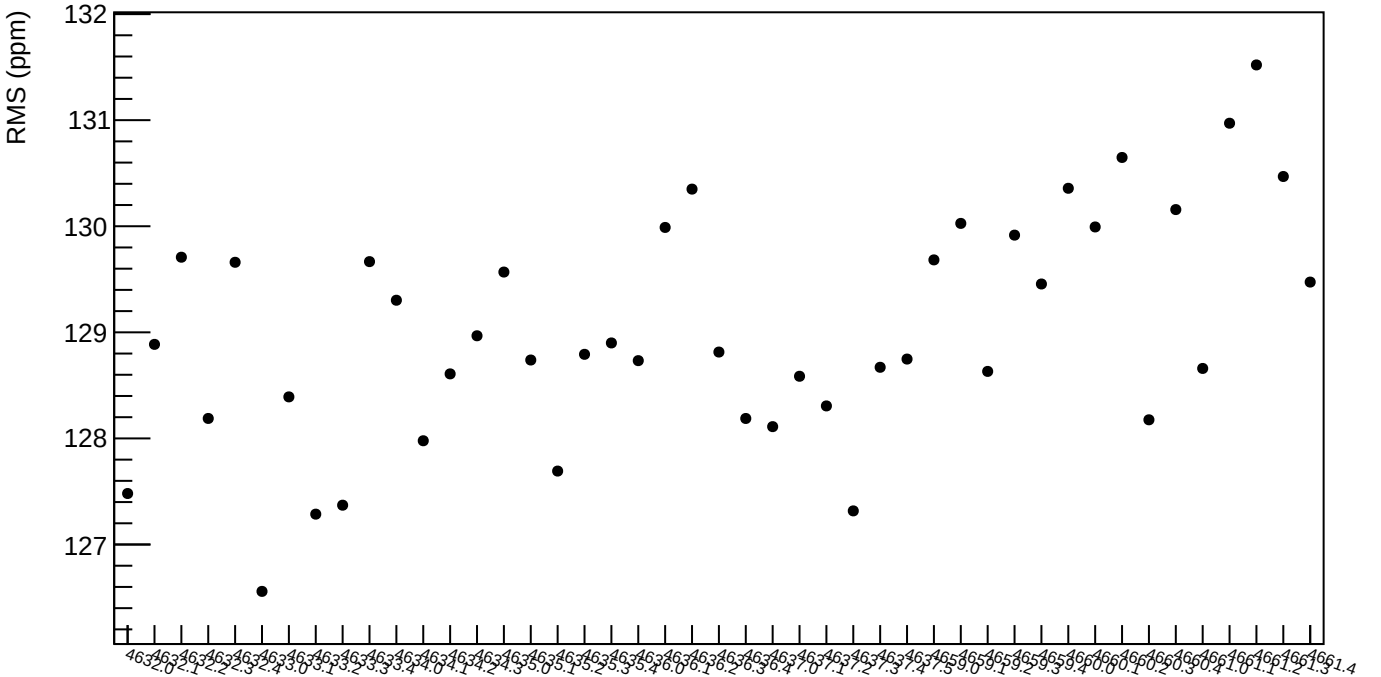

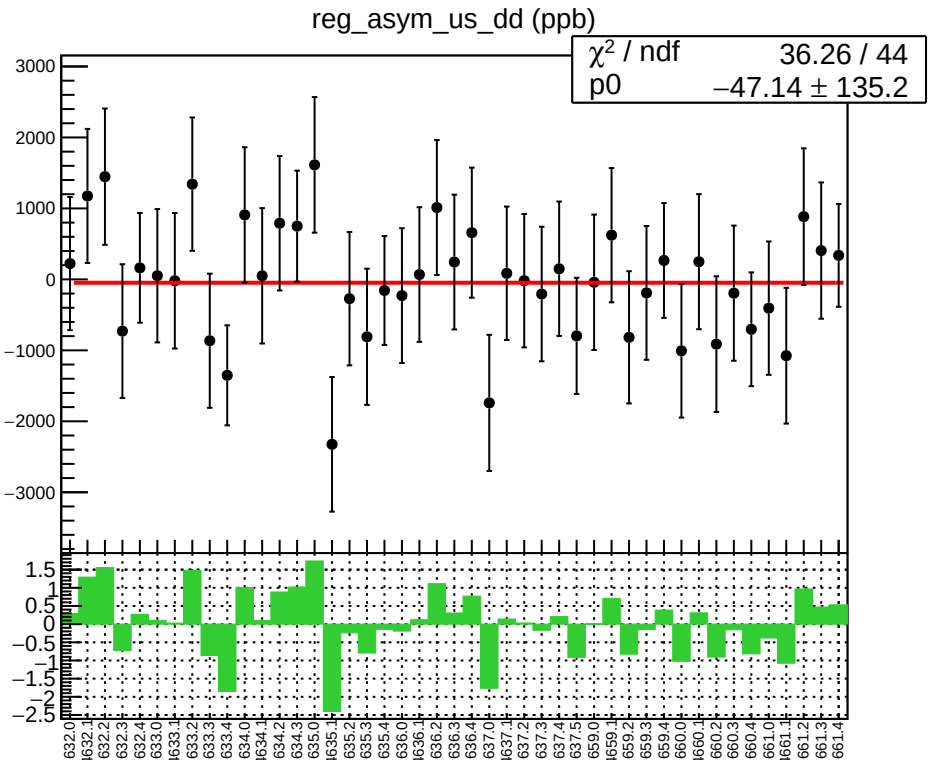
reg_asym_us_dd (ppb)
χ² / ndf 36.26 / 44
p0 −47.14 ± 135.2
3000
2000
1000
0
−1000
−2000
−3000
1.5
1
0.5
0
−0.5
−1
−1.5
−2
−2.5
4632.0
4632.1
4632.2
4632.3
4632.4
4633.0
4633.1
4633.2
4633.3
4633.4
4634.0
4634.1
4634.2
4634.3
4635.0
4635.1
4635.2
4635.3
4635.4
4636.0
4636.1
4636.2
4636.3
4636.4
4637.0
4637.1
4637.2
4637.3
4637.4
4637.5
4659.0
4659.1
4659.2
4659.3
4659.4
4660.0
4660.1
4660.2
4660.3
4660.4
4661.0
4661.1
4661.2
4661.3
4661.4

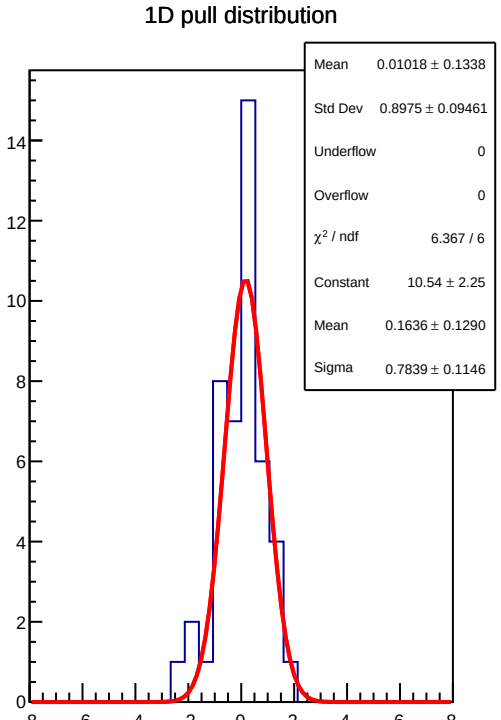
1D pull distribution
Mean 0.01018 ± 0.1338
Std Dev 0.8975 ± 0.09461
Underflow 0
Overflow 0
χ² / ndf 6.367 / 6
Constant 10.54 ± 2.25
Mean 0.1636 ± 0.1290
Sigma 0.7839 ± 0.1146
14
12
10
8
6
4
2
0
−8
−6
−4
−2
0
2
4
6
8
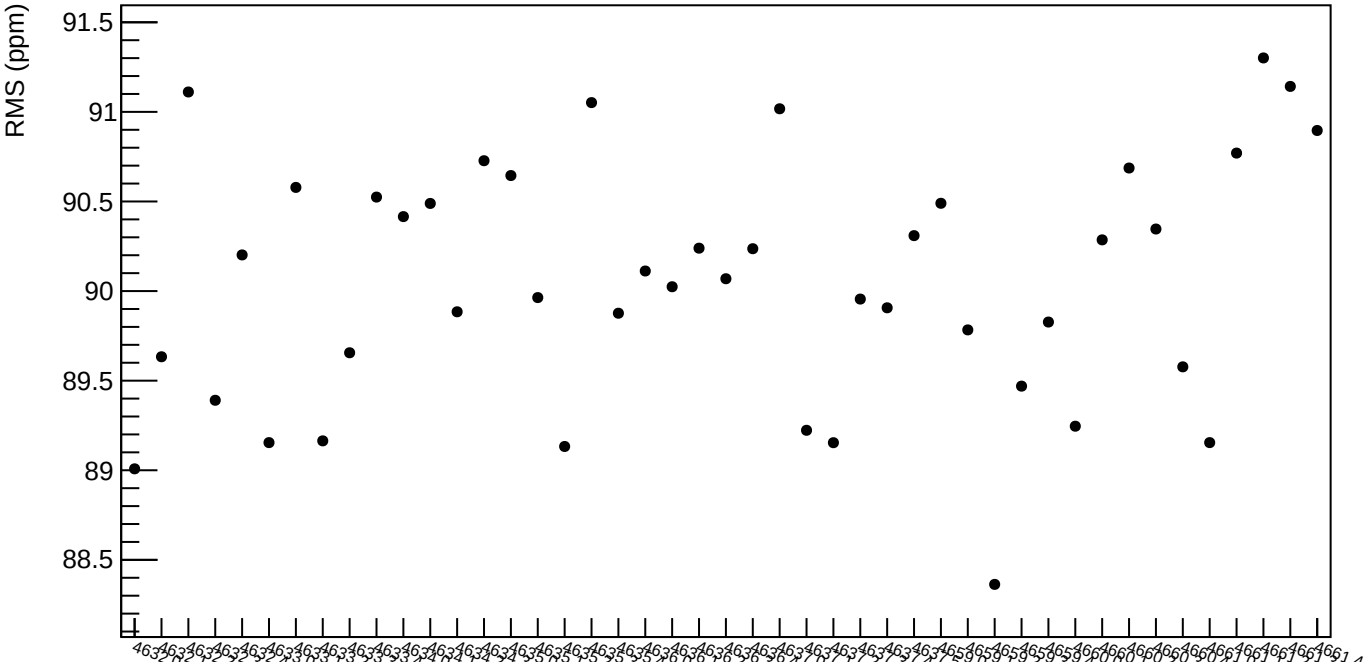
reg_asym_us_dd RMS (ppm)