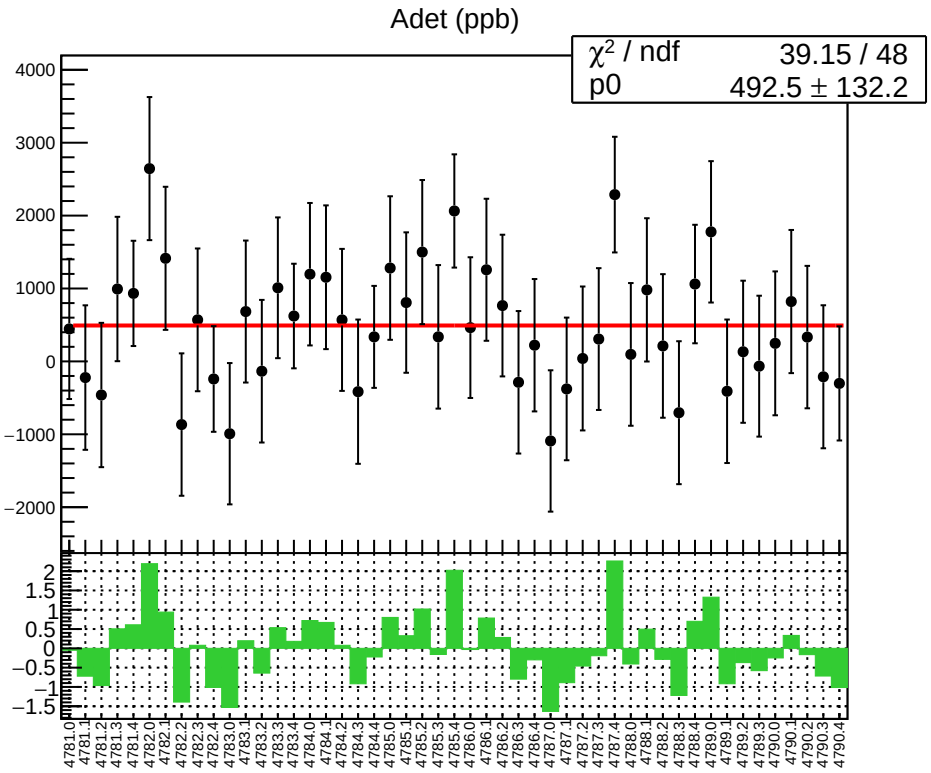
Adet (ppb)
χ² / ndf 39.15 / 48
p0 492.5 ± 132.2

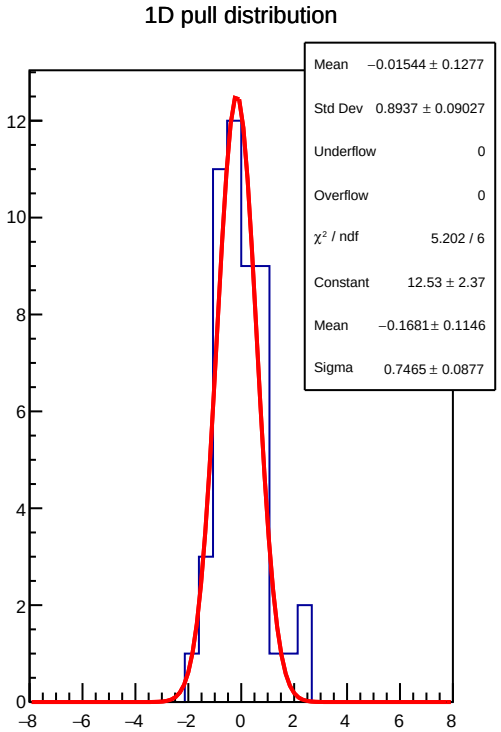
1D pull distribution
Mean −0.01544 ± 0.1277
Std Dev 0.8937 ± 0.09027
Underflow 0
Overflow 0
χ² / ndf 5.202 / 6
Constant 12.53 ± 2.37
Mean −0.1681 ± 0.1146
Sigma 0.7465 ± 0.0877

Adet RMS (ppm)

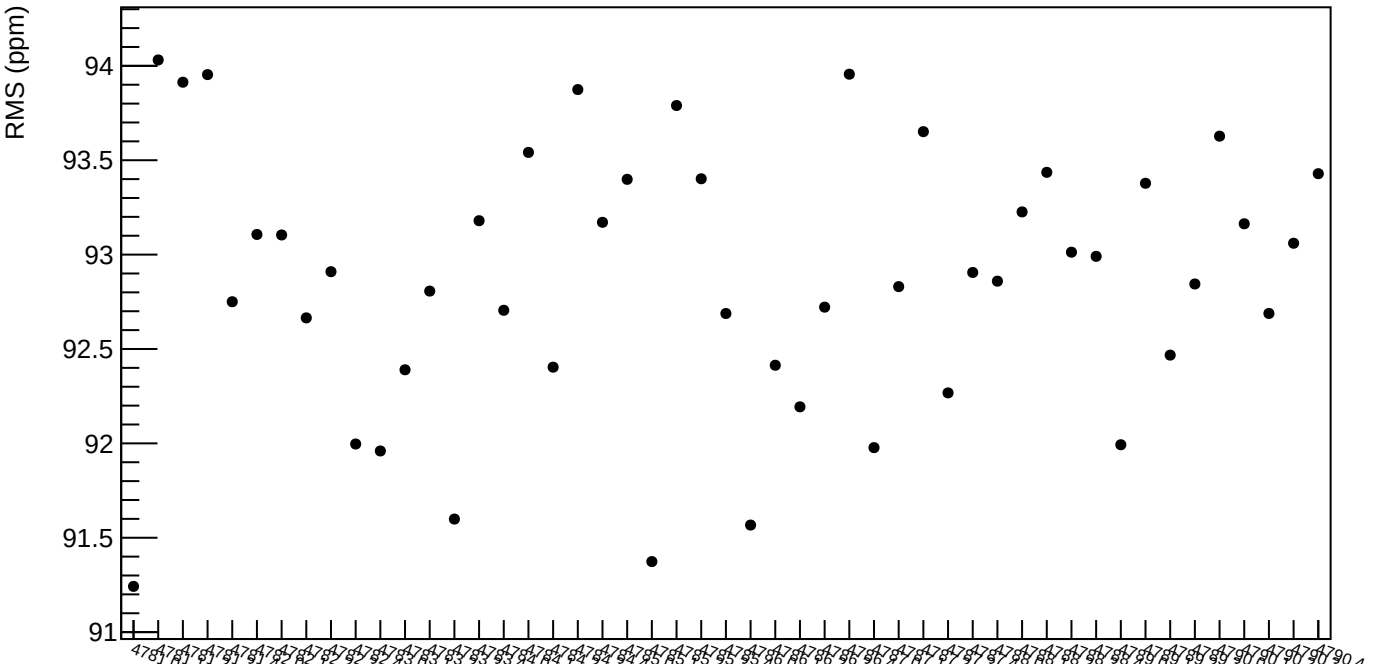

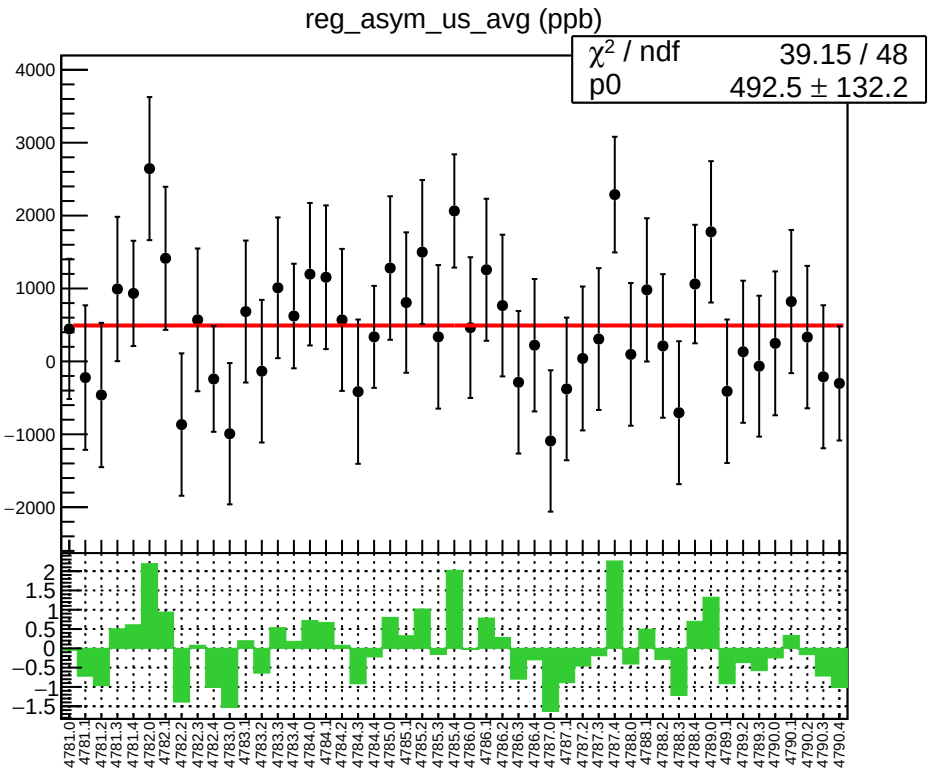
reg_asym_us_avg (ppb)
χ² / ndf 39.15 / 48
p0 492.5 ± 132.2
4000
3000
2000
1000
0
−1000
−2000
2
1.5
1
0.5
0
−0.5
−1
−1.5
4781.0
4781.1
4781.2
4781.3
4781.4
4782.0
4782.1
4782.2
4782.3
4782.4
4783.0
4783.1
4783.2
4783.3
4783.4
4784.0
4784.1
4784.2
4784.3
4784.4
4785.0
4785.1
4785.2
4785.3
4785.4
4786.0
4786.1
4786.2
4786.3
4786.4
4787.0
4787.1
4787.2
4787.3
4787.4
4788.0
4788.1
4788.2
4788.3
4788.4
4789.0
4789.1
4789.2
4789.3
4790.0
4790.1
4790.2
4790.3
4790.4

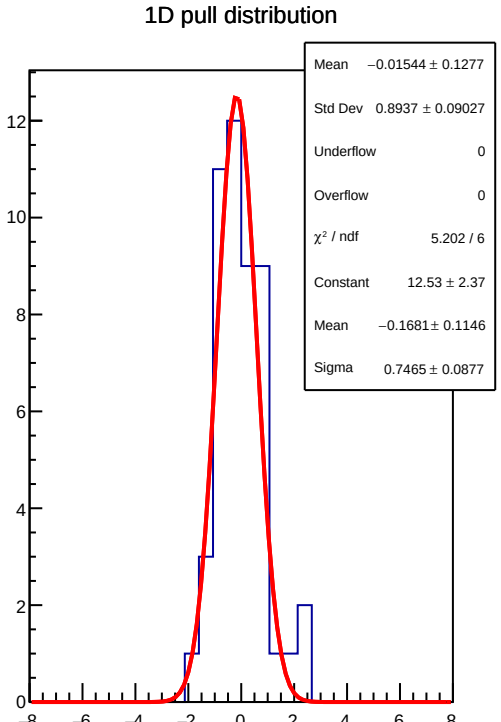
1D pull distribution
Mean −0.01544 ± 0.1277
Std Dev 0.8937 ± 0.09027
Underflow 0
Overflow 0
χ² / ndf 5.202 / 6
Constant 12.53 ± 2.37
Mean −0.1681 ± 0.1146
Sigma 0.7465 ± 0.0877
12
10
8
6
4
2
0
−8
−6
−4
−2
0
2
4
6
8

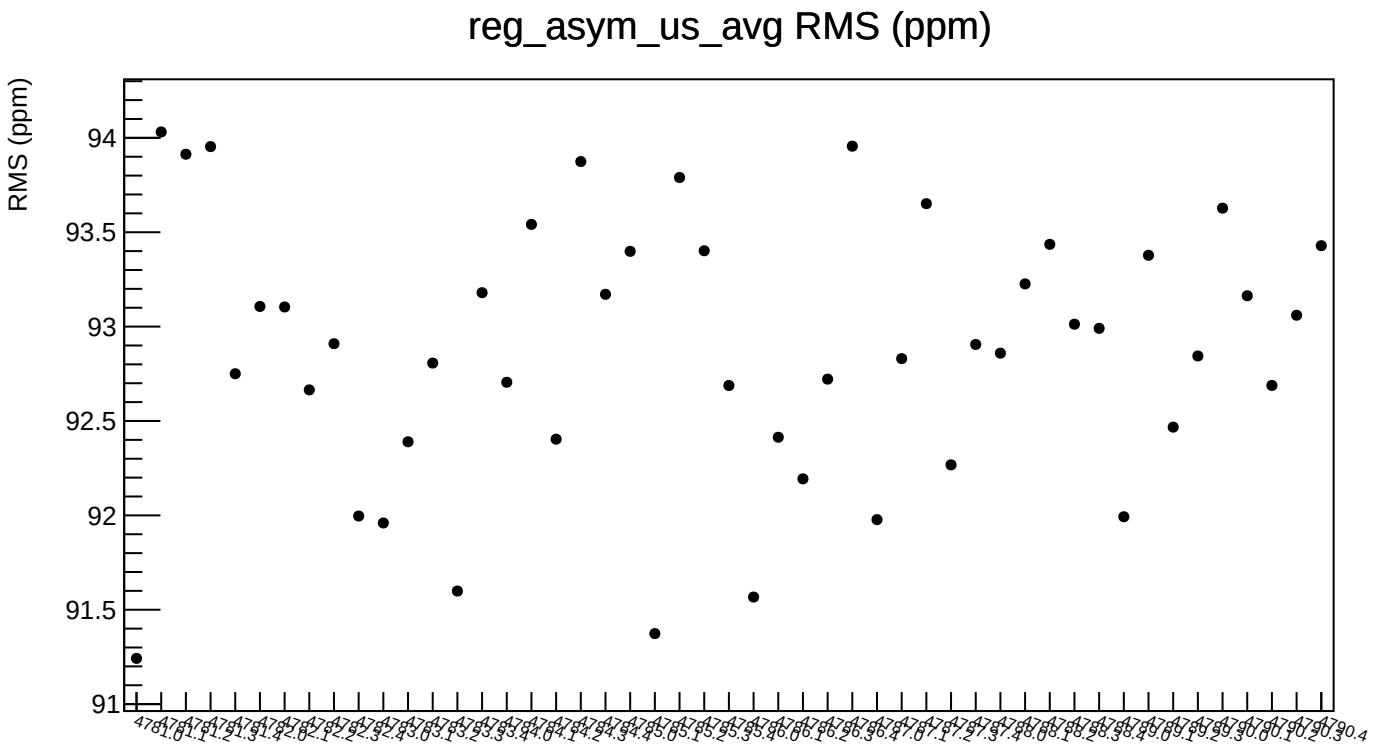
reg_asym_us_avg RMS (ppm)
RMS (ppm)
94
93.5
93
92.5
92
91.5
91

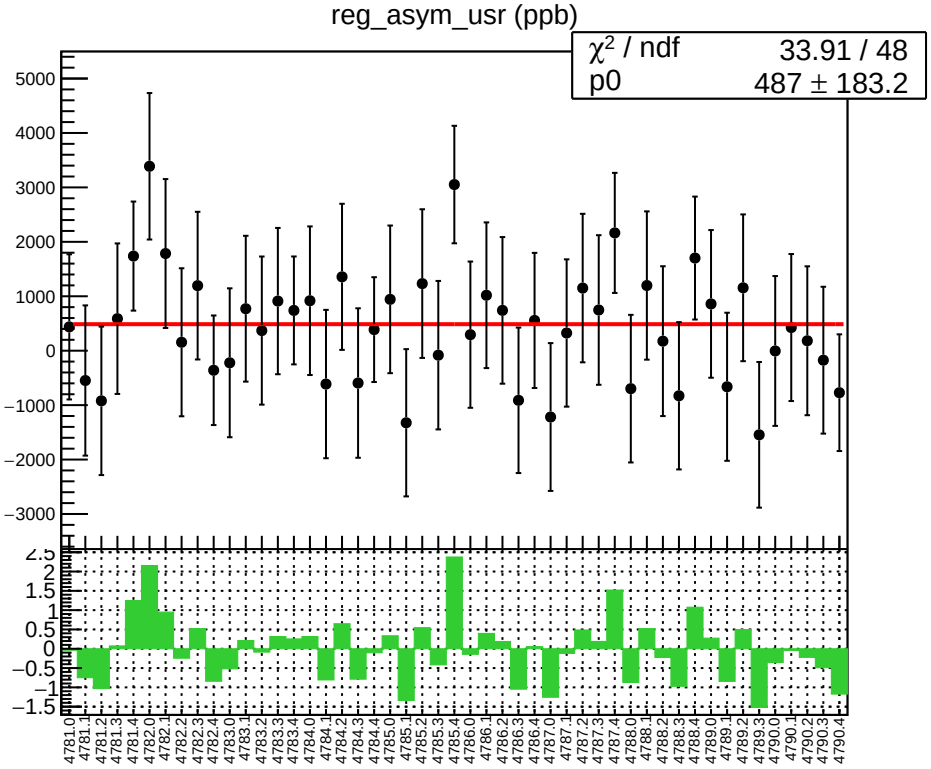
reg_asym_usr (ppb)
χ² / ndf 33.91 / 48
p0 487 ± 183.2

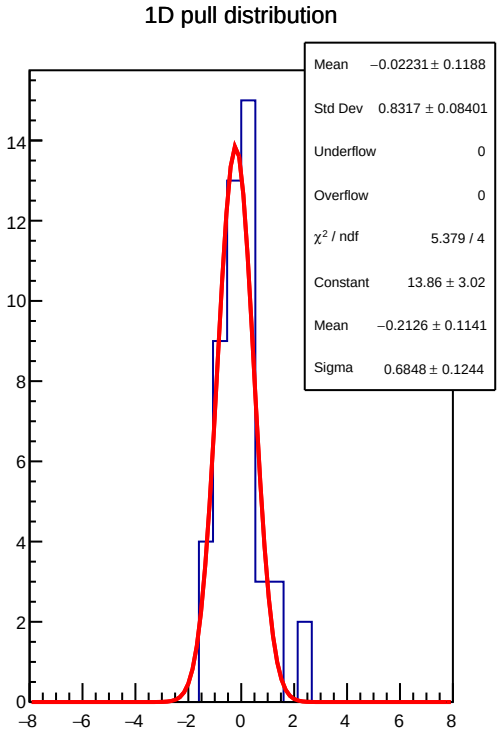
1D pull distribution
Mean −0.02231 ± 0.1188
Std Dev 0.8317 ± 0.08401
Underflow 0
Overflow 0
χ² / ndf 5.379 / 4
Constant 13.86 ± 3.02
Mean −0.2126 ± 0.1141
Sigma 0.6848 ± 0.1244

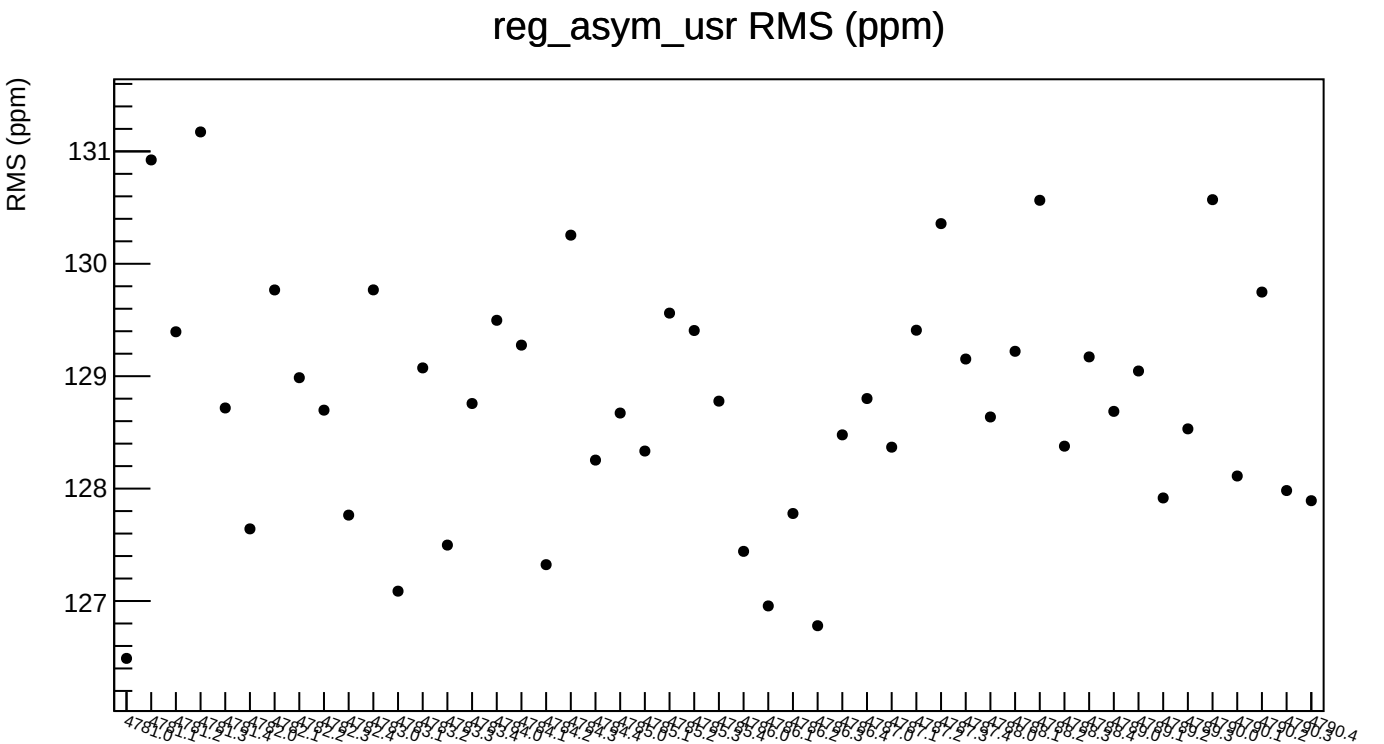
reg_asym_usr RMS (ppm)
RMS (ppm)
131
130
129
128
127

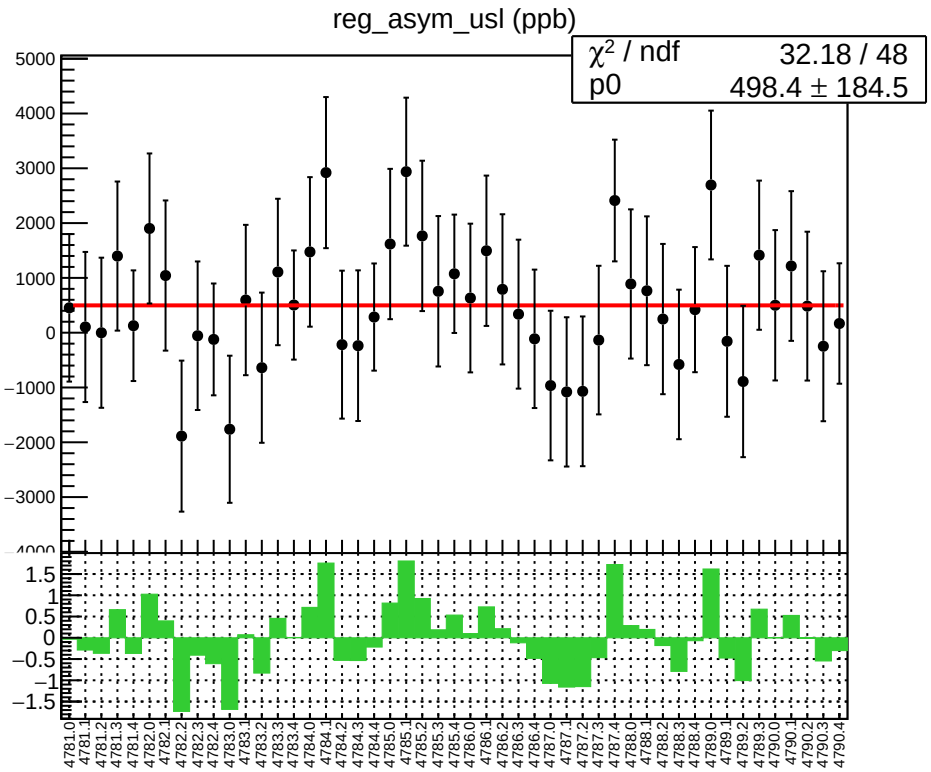
reg_asym_usl (ppb)
χ² / ndf 32.18 / 48
p0 498.4 ± 184.5

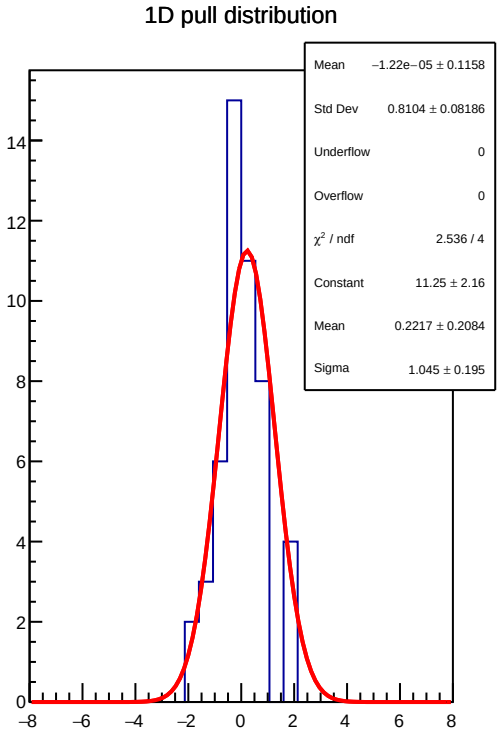
1D pull distribution
Mean −1.22e−05 ± 0.1158
Std Dev 0.8104 ± 0.08186
Underflow 0
Overflow 0
χ² / ndf 2.536 / 4
Constant 11.25 ± 2.16
Mean 0.2217 ± 0.2084
Sigma 1.045 ± 0.195

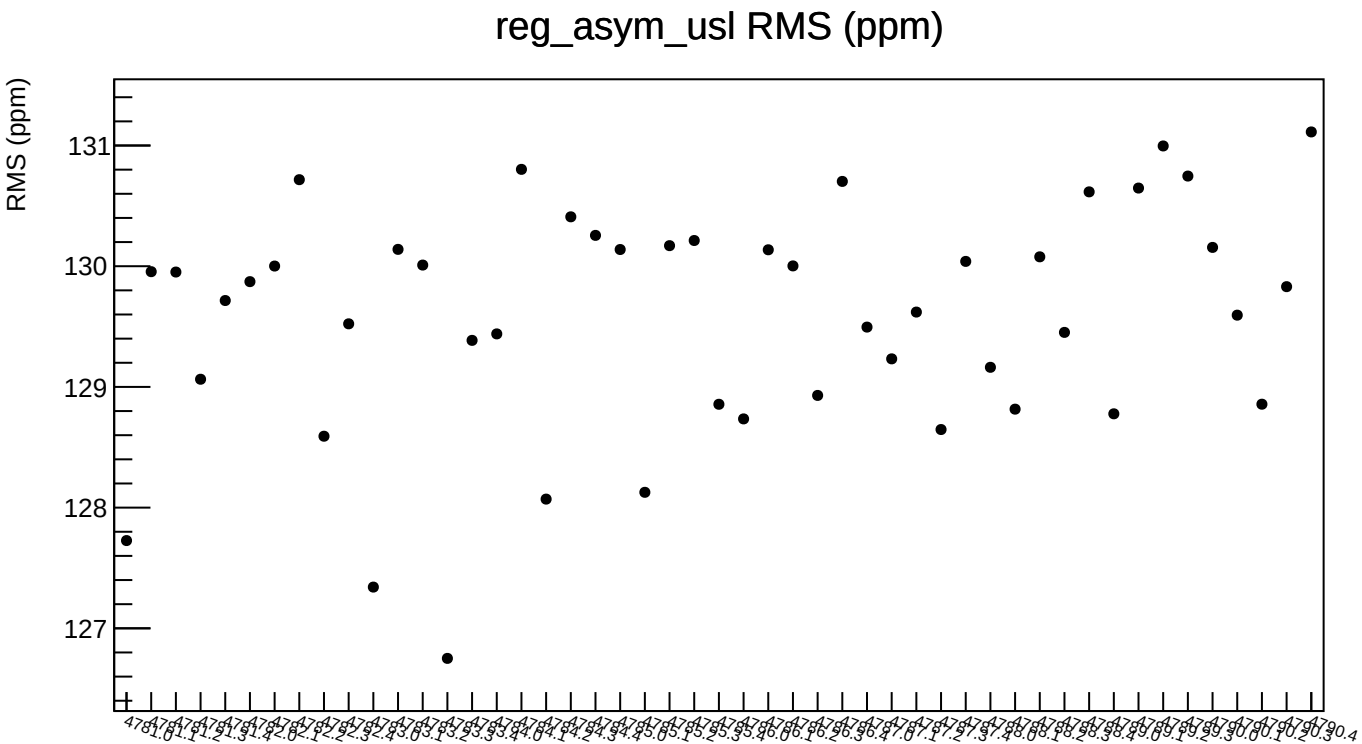
reg_asym_usl RMS (ppm)
RMS (ppm)
131
130
129
128
127

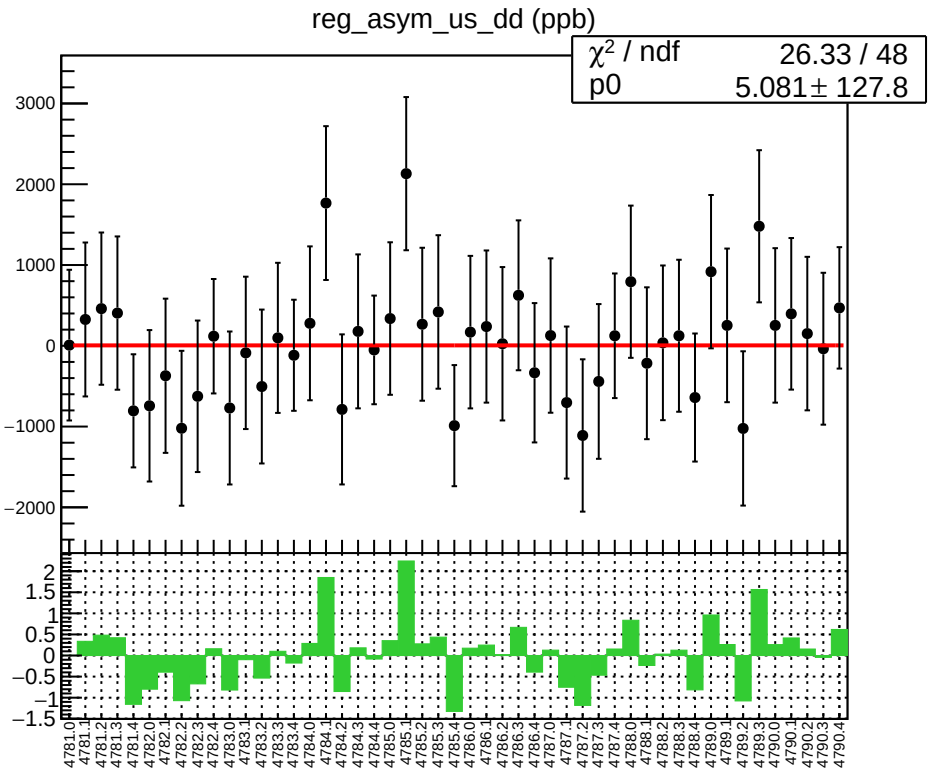
reg_asym_us_dd (ppb)
χ² / ndf 26.33 / 48
p0 5.081 ± 127.8
3000
2000
1000
0
−1000
−2000
2
1.5
1
0.5
0
−0.5
−1
−1.5
4781.0
4781.1
4781.2
4781.3
4781.4
4782.0
4782.1
4782.2
4782.3
4782.4
4783.0
4783.1
4783.2
4783.3
4783.4
4784.0
4784.1
4784.2
4784.3
4784.4
4785.0
4785.1
4785.2
4785.3
4785.4
4786.0
4786.1
4786.2
4786.3
4786.4
4787.0
4787.1
4787.2
4787.3
4787.4
4788.0
4788.1
4788.2
4788.3
4788.4
4789.0
4789.1
4789.2
4789.3
4790.0
4790.1
4790.2
4790.3
4790.4

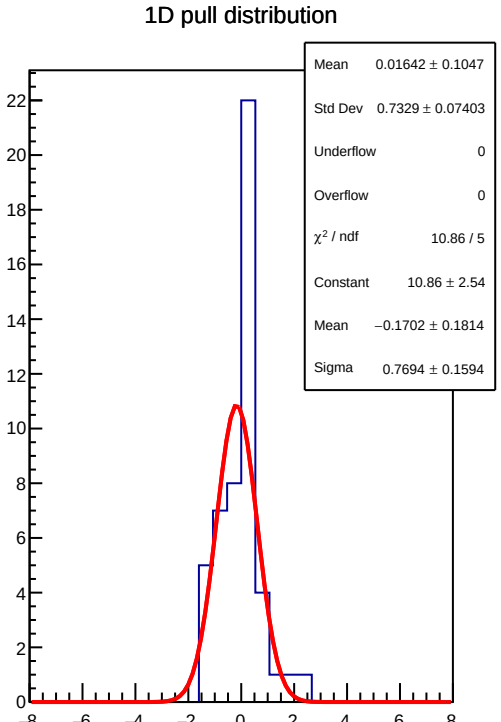
1D pull distribution
Mean 0.01642 ± 0.1047
Std Dev 0.7329 ± 0.07403
Underflow 0
Overflow 0
χ² / ndf 10.86 / 5
Constant 10.86 ± 2.54
Mean −0.1702 ± 0.1814
Sigma 0.7694 ± 0.1594
22
20
18
16
14
12
10
8
6
4
2
0
−8
−6
−4
−2
0
2
4
6
8
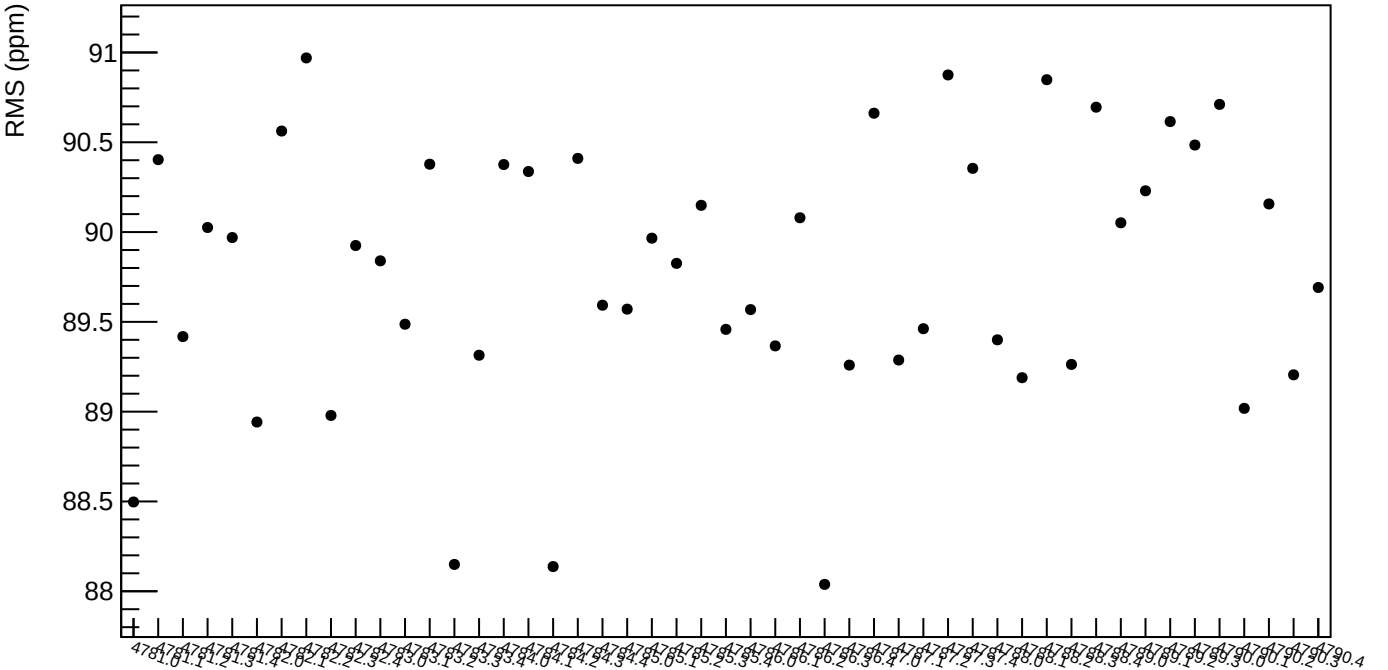
reg_asym_us_dd RMS (ppm)