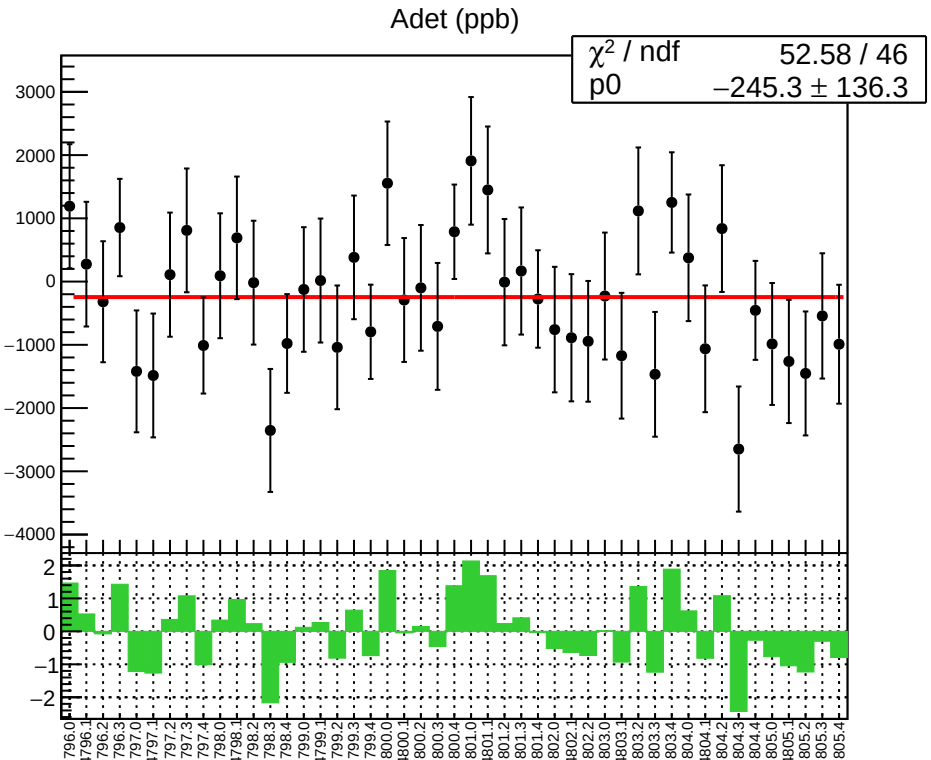
Adet (ppb)
χ² / ndf 52.58 / 46
p0 −245.3 ± 136.3
3000
2000
1000
0
−1000
−2000
−3000
−4000
2
1
0
−1
−2
4796.0
4796.1
4796.2
4796.3
4797.0
4797.1
4797.2
4797.3
4797.4
4798.0
4798.1
4798.2
4798.3
4798.4
4799.0
4799.1
4799.2
4799.3
4799.4
4800.0
4800.1
4800.2
4800.3
4800.4
4801.0
4801.1
4801.2
4801.3
4801.4
4802.0
4802.1
4802.2
4803.0
4803.1
4803.2
4803.3
4803.4
4804.0
4804.1
4804.2
4804.3
4804.4
4805.0
4805.1
4805.2
4805.3
4805.4

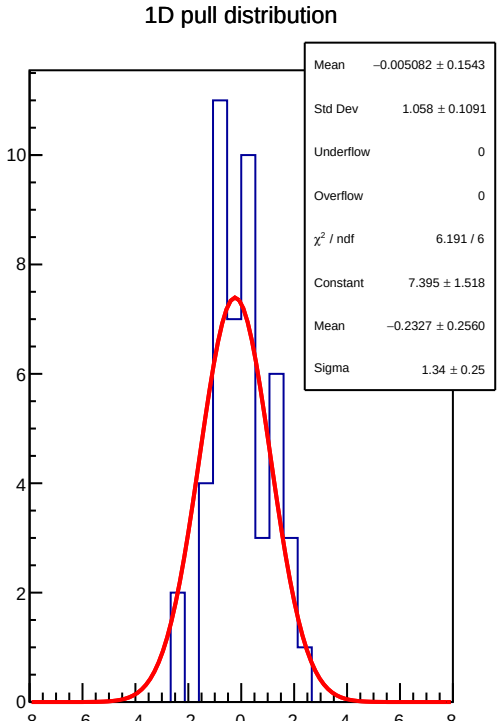
1D pull distribution
Mean −0.005082 ± 0.1543
Std Dev 1.058 ± 0.1091
Underflow 0
Overflow 0
χ² / ndf 6.191 / 6
Constant 7.395 ± 1.518
Mean −0.2327 ± 0.2560
Sigma 1.34 ± 0.25
10
8
6
4
2
0
−8
−6
−4
−2
0
2
4
6
8

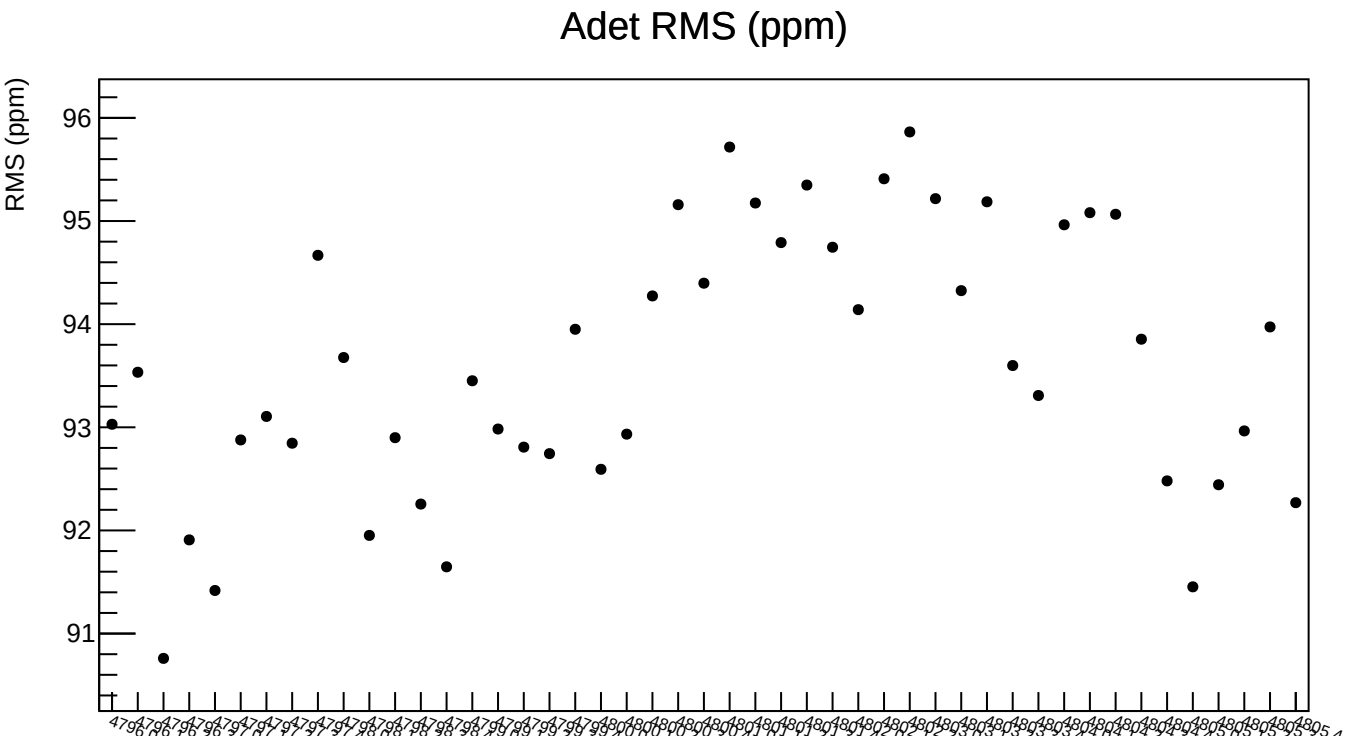
Adet RMS (ppm)
RMS (ppm)
96
95
94
93
92
91
479 96.0
479 96.1
479 96.2
479 96.3
479 97.0
479 97.1
479 97.2
479 97.3
479 97.4
479 98.0
479 98.1
479 98.2
479 98.3
479 98.4
479 99.0
479 99.1
479 99.2
479 99.3
479 99.4
480 00.0
480 00.1
480 00.2
480 00.3
480 00.4
480 01.0
480 01.1
480 01.2
480 01.3
480 01.4
480 02.0
480 02.1
480 02.2
480 02.3
480 03.0
480 03.1
480 03.2
480 03.3
480 03.4
480 04.0
480 04.1
480 04.2
480 04.3
480 04.4
480 05.0
480 05.1
480 05.2
480 05.3
480 05.4

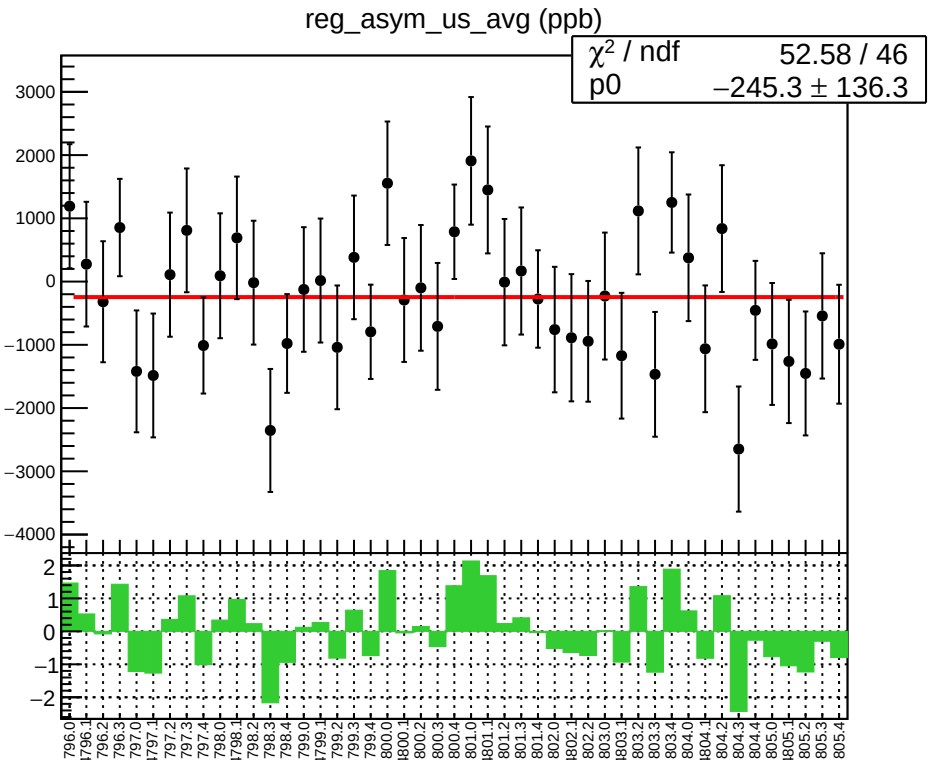
reg_asym_us_avg (ppb)
χ² / ndf 52.58 / 46
p0 −245.3 ± 136.3

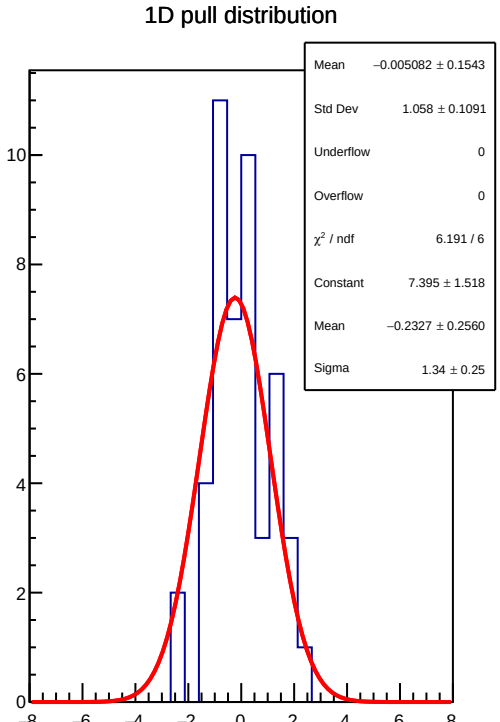
1D pull distribution
Mean −0.005082 ± 0.1543
Std Dev 1.058 ± 0.1091
Underflow 0
Overflow 0
χ² / ndf 6.191 / 6
Constant 7.395 ± 1.518
Mean −0.2327 ± 0.2560
Sigma 1.34 ± 0.25

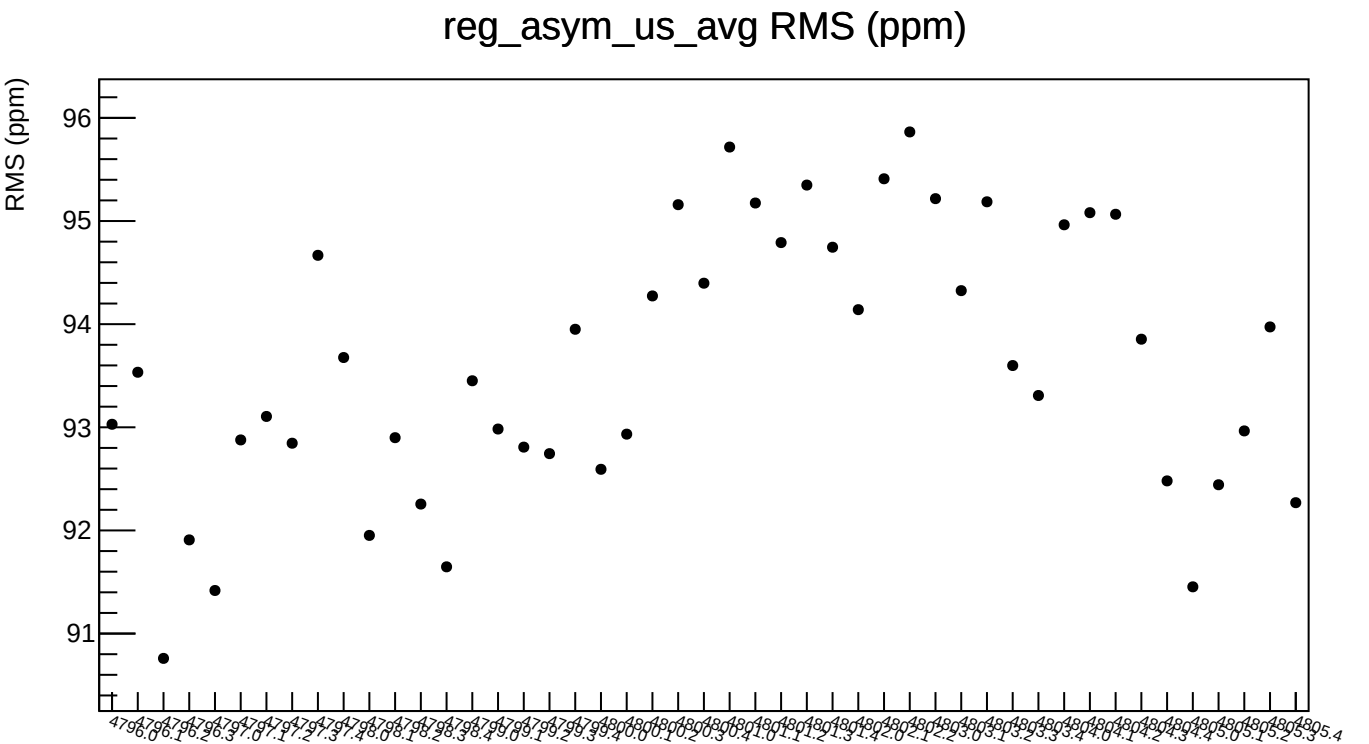
reg_asym_us_avg RMS (ppm)
RMS (ppm)
96
95
94
93
92
91

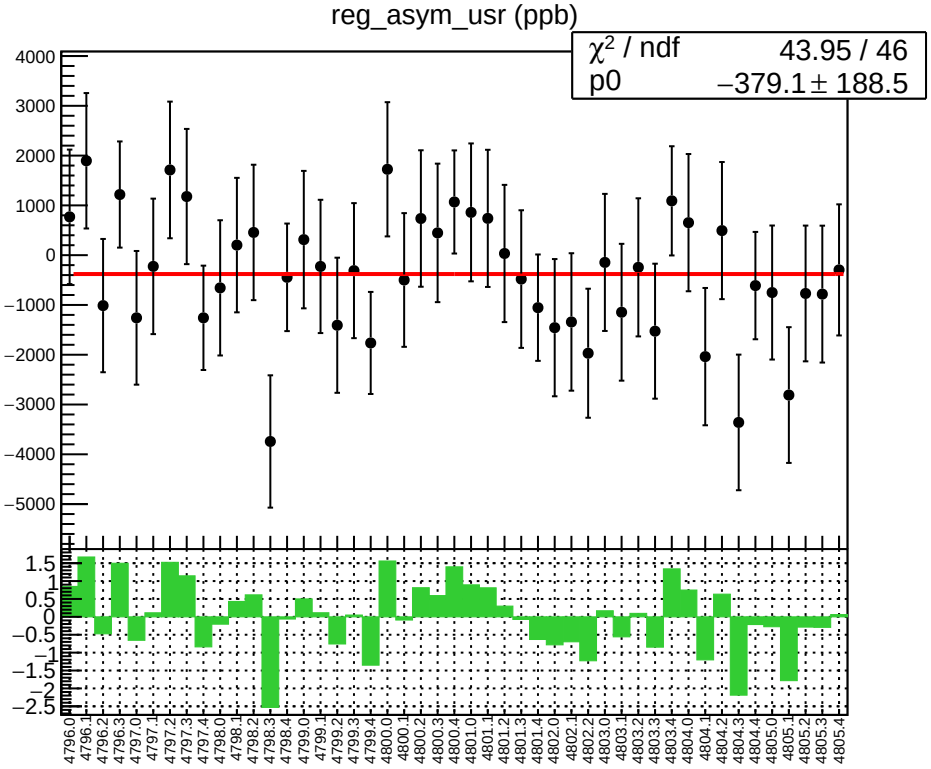
reg_asym_usr (ppb)
χ² / ndf 43.95 / 46
p0 −379.1 ± 188.5

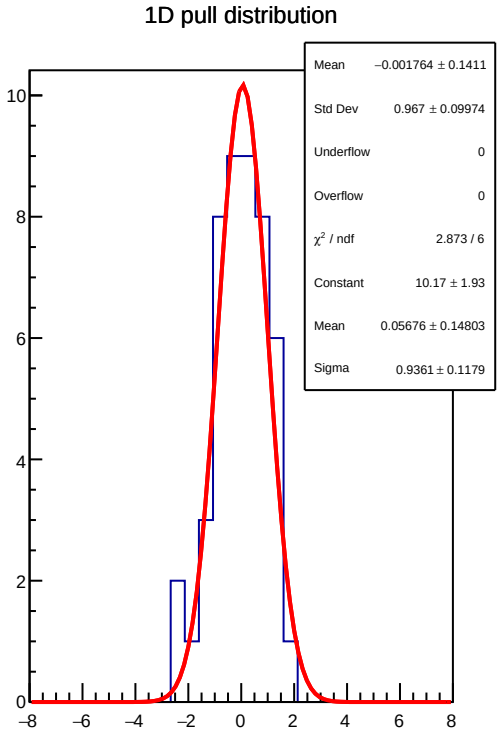
1D pull distribution
Mean −0.001764 ± 0.1411
Std Dev 0.967 ± 0.09974
Underflow 0
Overflow 0
χ² / ndf 2.873 / 6
Constant 10.17 ± 1.93
Mean 0.05676 ± 0.14803
Sigma 0.9361 ± 0.1179

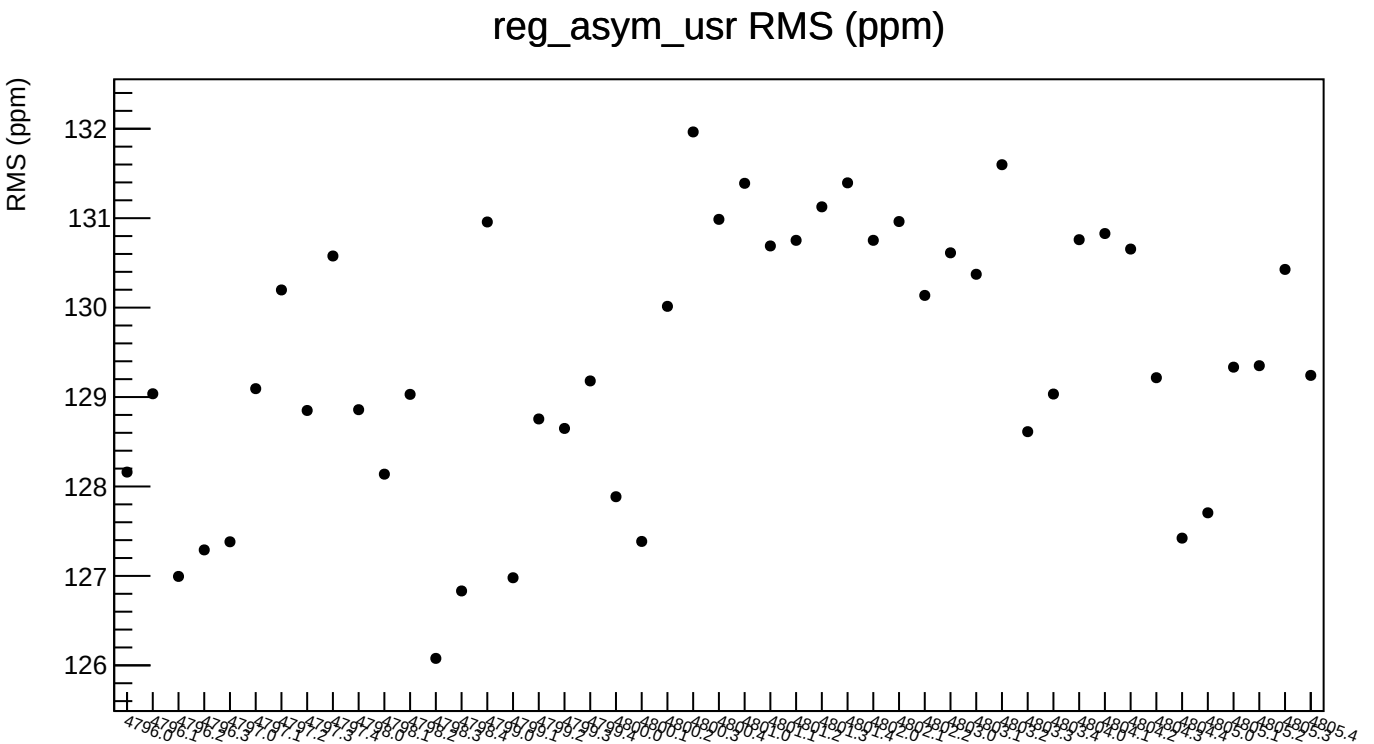
reg_asym_usr RMS (ppm)
RMS (ppm)
132
131
130
129
128
127
126

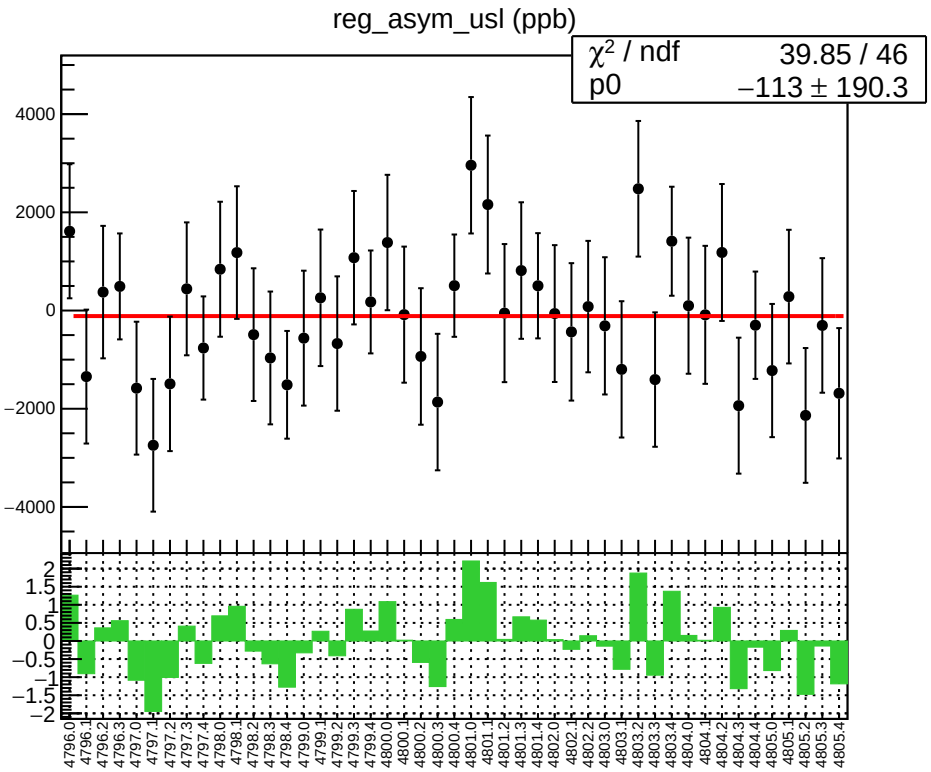
reg_asym_usl (ppb)
χ² / ndf 39.85 / 46
p0 −113 ± 190.3
4000
2000
0
−2000
−4000
2
1.5
1
0.5
0
−0.5
−1
−1.5
−2
4796.0
4796.1
4796.2
4796.3
4797.0
4797.1
4797.2
4797.3
4797.4
4798.0
4798.1
4798.2
4798.3
4798.4
4799.0
4799.1
4799.2
4799.3
4799.4
4800.0
4800.1
4800.2
4800.3
4800.4
4801.0
4801.1
4801.2
4801.3
4801.4
4802.0
4802.1
4802.2
4803.0
4803.1
4803.2
4803.3
4803.4
4804.0
4804.1
4804.2
4804.3
4804.4
4805.0
4805.1
4805.2
4805.3
4805.4

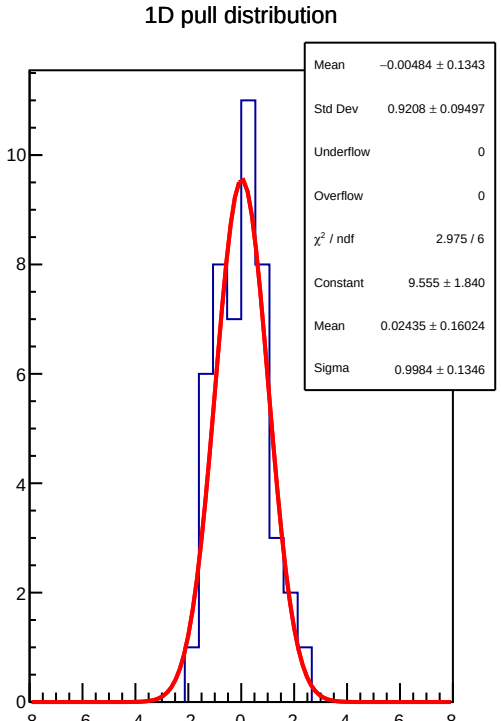
1D pull distribution
Mean −0.00484 ± 0.1343
Std Dev 0.9208 ± 0.09497
Underflow 0
Overflow 0
χ² / ndf 2.975 / 6
Constant 9.555 ± 1.840
Mean 0.02435 ± 0.16024
Sigma 0.9984 ± 0.1346
10
8
6
4
2
0
−8
−6
−4
−2
0
2
4
6
8

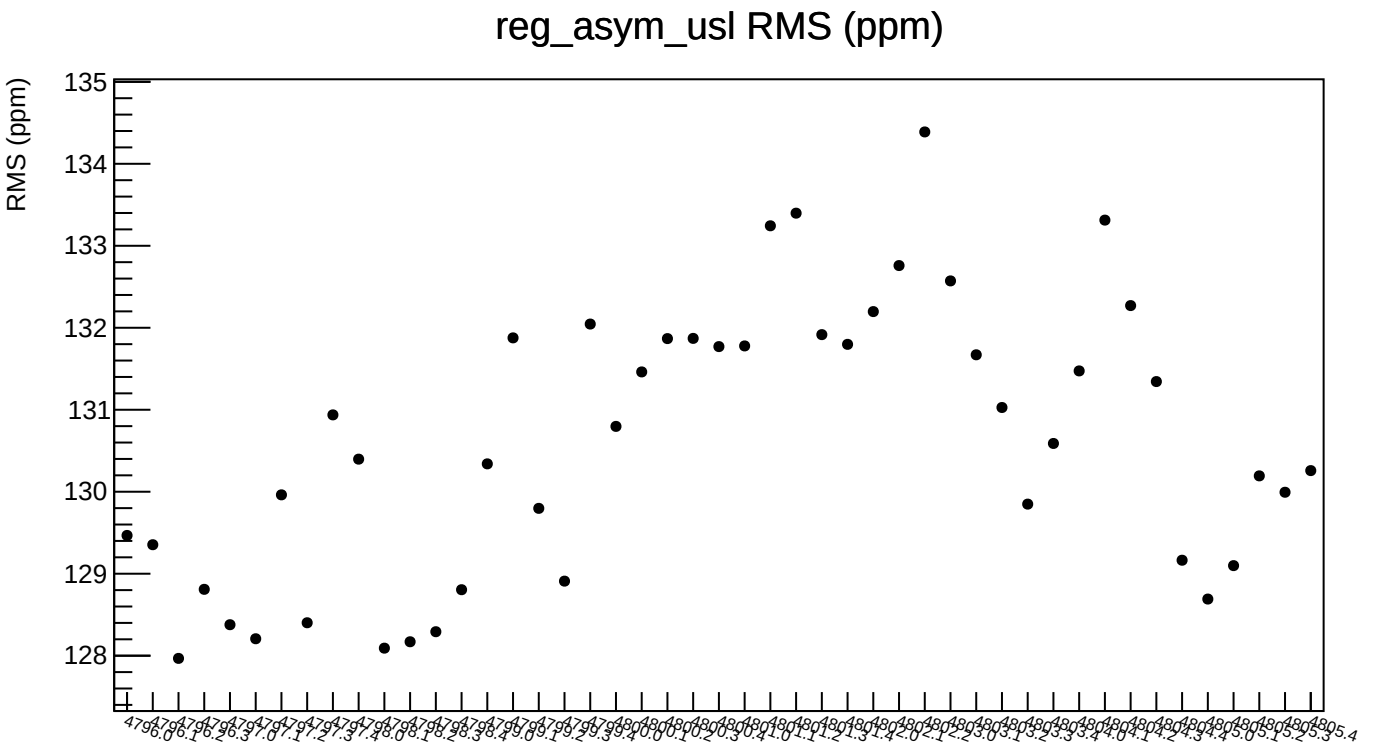
reg_asym_usl RMS (ppm)
RMS (ppm)
135
134
133
132
131
130
129
128

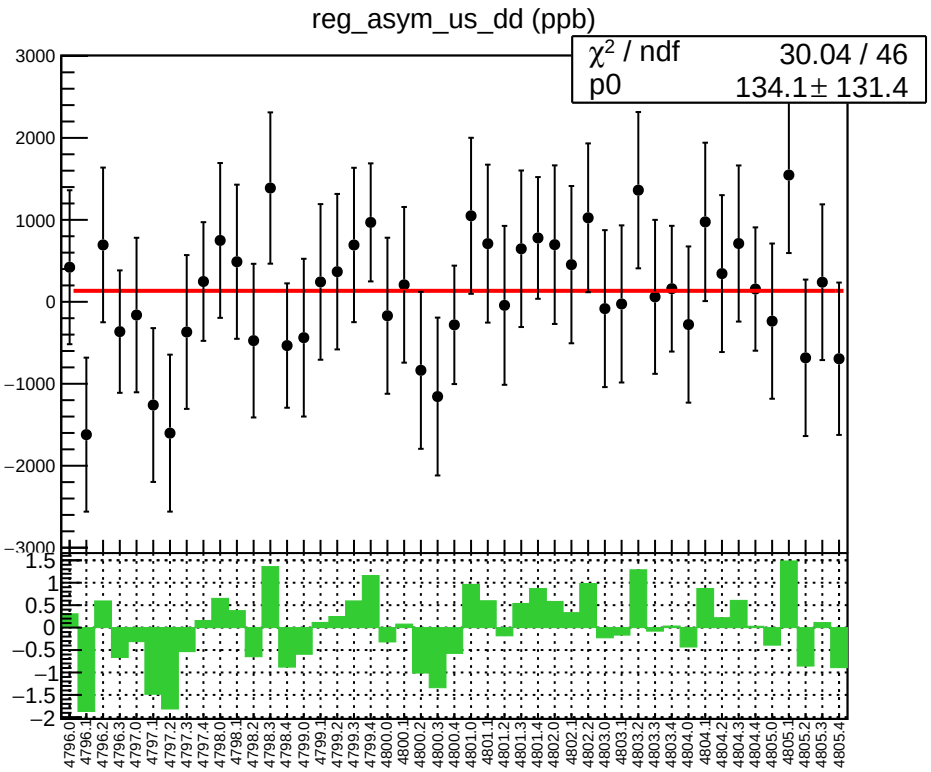
reg_asym_us_dd (ppb)
χ² / ndf 30.04 / 46
p0 134.1 ± 131.4

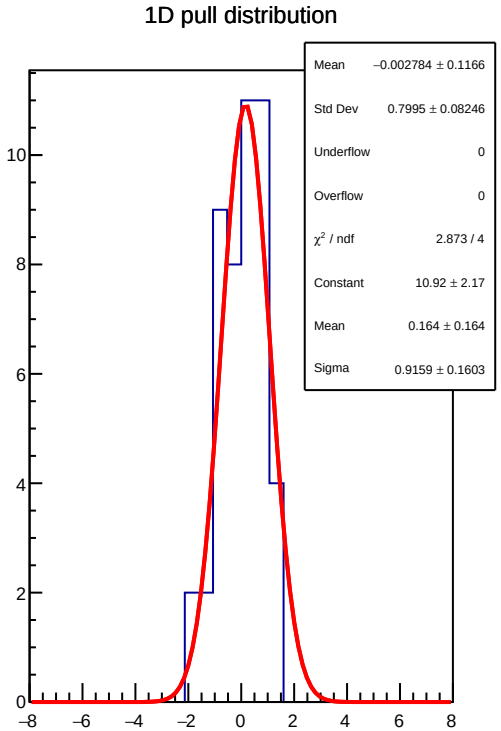
1D pull distribution
Mean −0.002784 ± 0.1166
Std Dev 0.7995 ± 0.08246
Underflow 0
Overflow 0
χ² / ndf 2.873 / 4
Constant 10.92 ± 2.17
Mean 0.164 ± 0.164
Sigma 0.9159 ± 0.1603
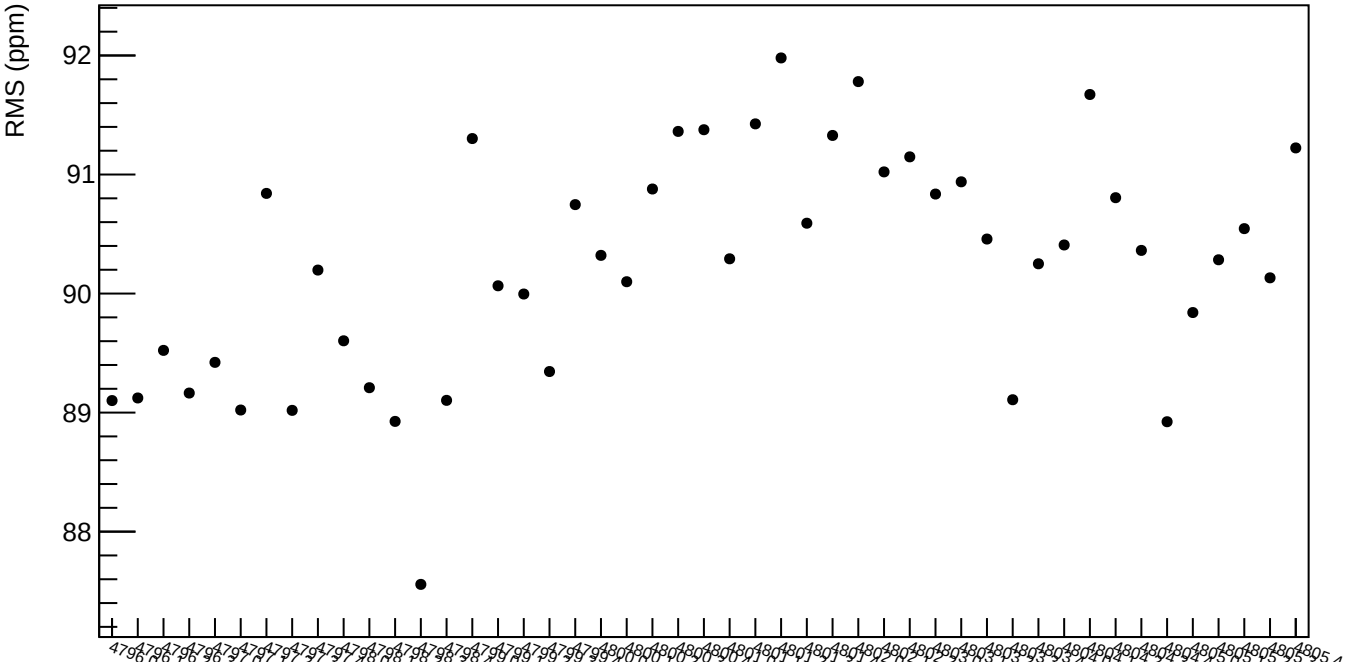
reg_asym_us_dd RMS (ppm)