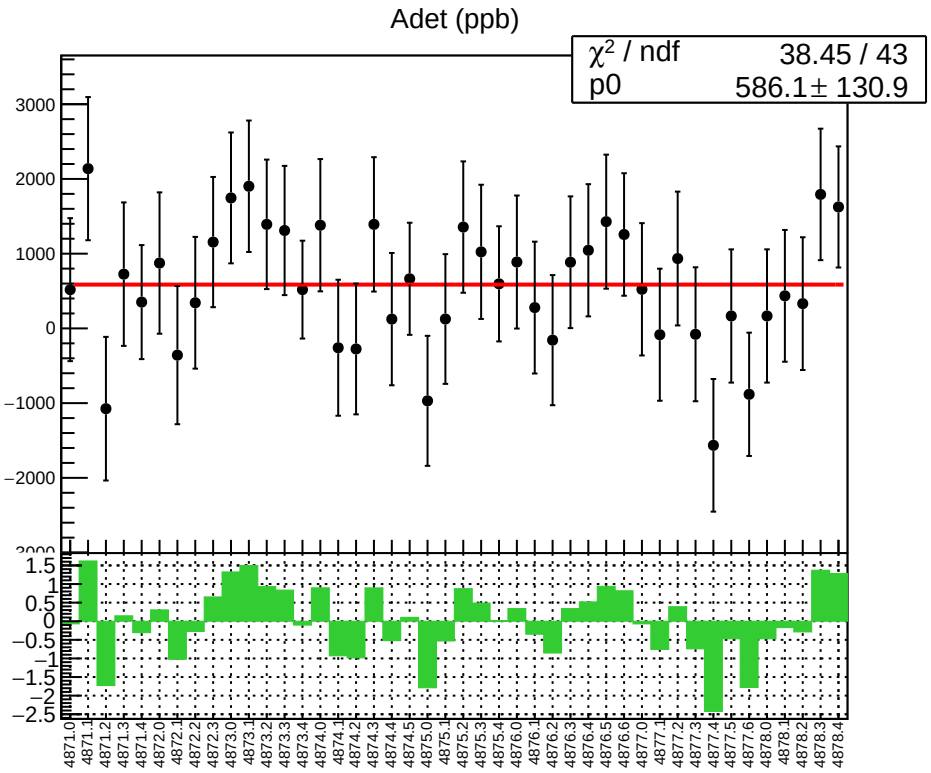
Adet (ppb)
χ² / ndf 38.45 / 43
p0 586.1 ± 130.9

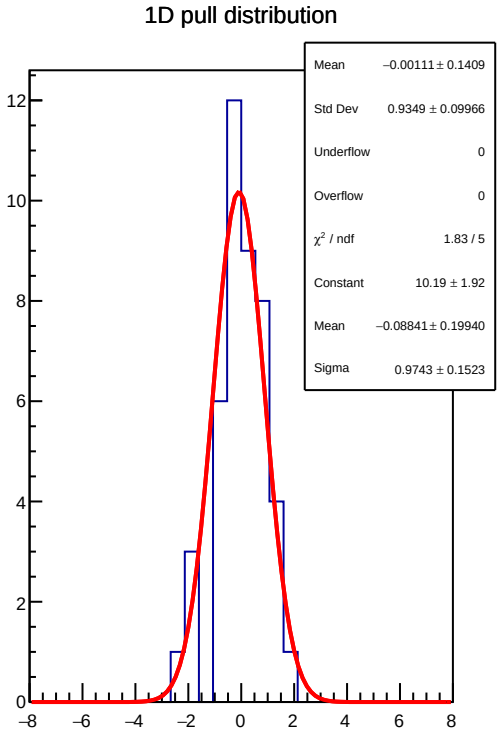
1D pull distribution
Mean −0.00111 ± 0.1409
Std Dev 0.9349 ± 0.09966
Underflow 0
Overflow 0
χ² / ndf 1.83 / 5
Constant 10.19 ± 1.92
Mean −0.08841 ± 0.19940
Sigma 0.9743 ± 0.1523

Adet RMS (ppm)

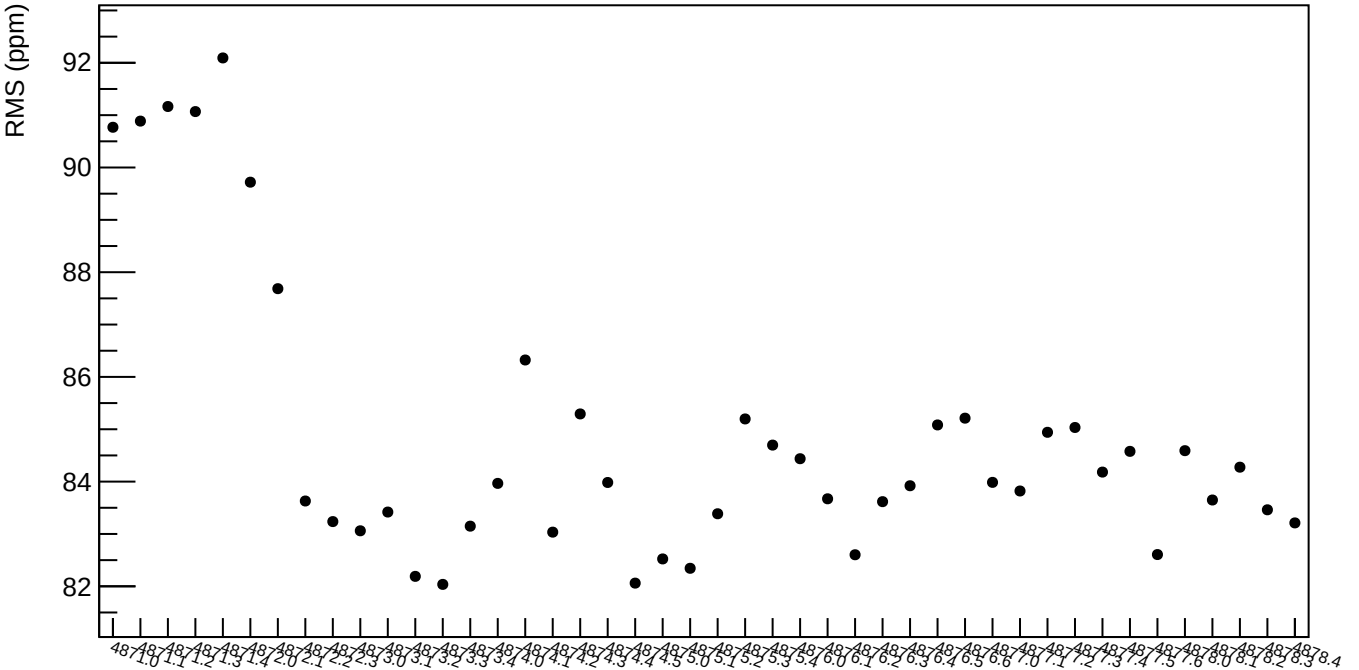
RMS (ppm)
92
90
88
86
84
82
48-1.0
48-1.1
48-1.2
48-1.3
48-1.4
48-2.0
48-2.1
48-2.2
48-2.3
48-3.0
48-3.1
48-3.2
48-3.3
48-3.4
48-4.0
48-4.1
48-4.2
48-4.3
48-4.4
48-4.5
48-5.0
48-5.1
48-5.2
48-5.3
48-5.4
48-6.0
48-6.1
48-6.2
48-6.3
48-6.4
48-6.5
48-6.6
48-7.0
48-7.1
48-7.2
48-7.3
48-7.4
48-7.5
48-7.6
48-8.0
48-8.1
48-8.2
48-8.3
48-8.4

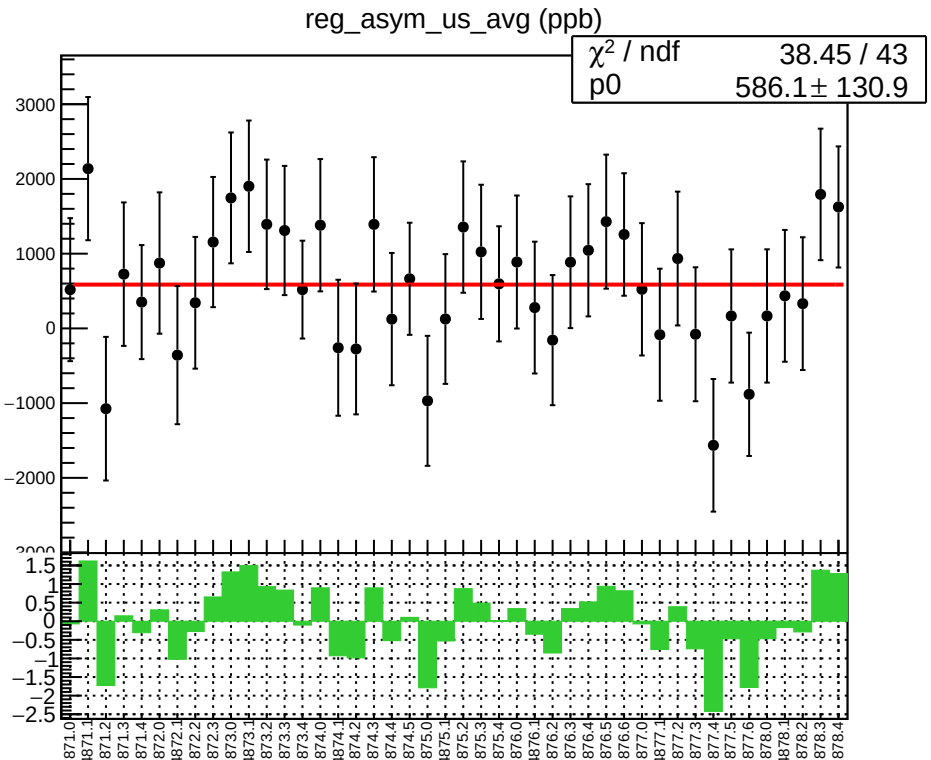
reg_asym_us_avg (ppb)
χ² / ndf 38.45 / 43
p0 586.1 ± 130.9

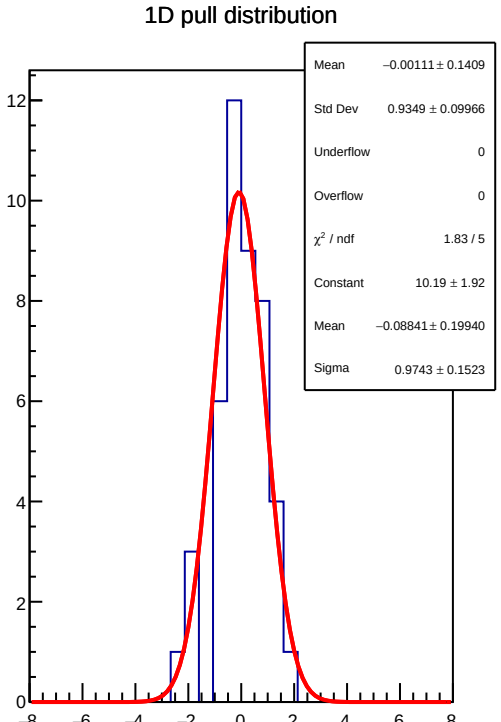
1D pull distribution
Mean −0.00111 ± 0.1409
Std Dev 0.9349 ± 0.09966
Underflow 0
Overflow 0
χ² / ndf 1.83 / 5
Constant 10.19 ± 1.92
Mean −0.08841 ± 0.19940
Sigma 0.9743 ± 0.1523

reg_asym_us_avg RMS (ppm)

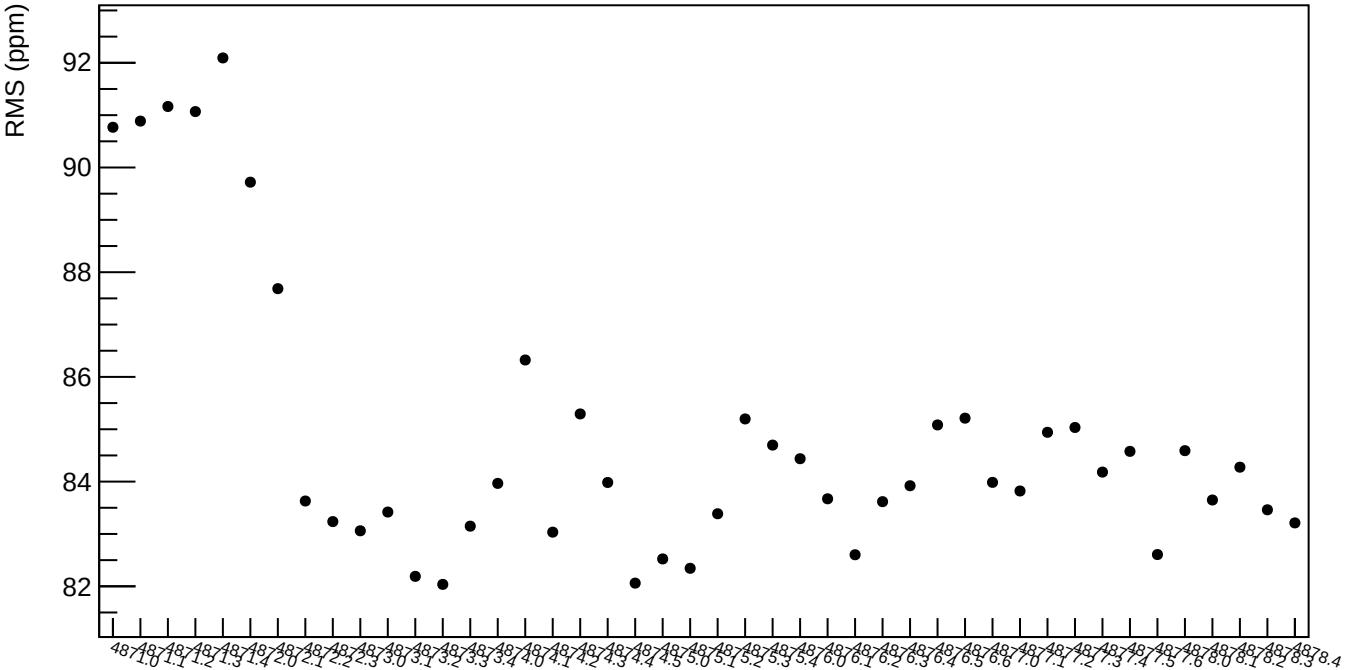

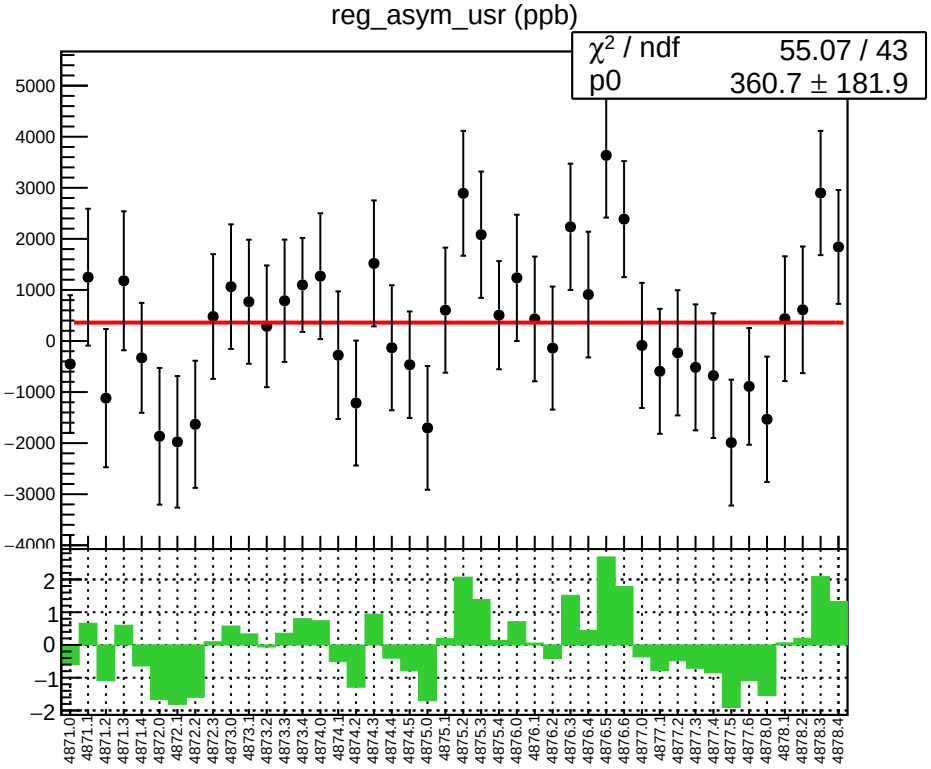
reg_asym_usr (ppb)
χ² / ndf 55.07 / 43
p0 360.7 ± 181.9

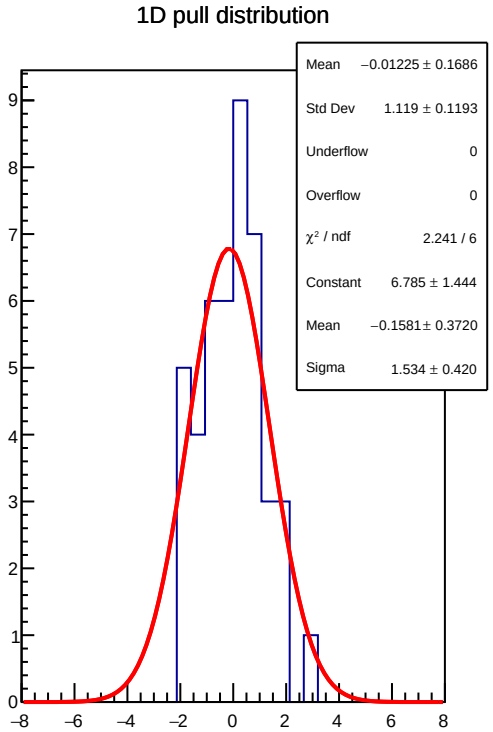
1D pull distribution
Mean −0.01225 ± 0.1686
Std Dev 1.119 ± 0.1193
Underflow 0
Overflow 0
χ² / ndf 2.241 / 6
Constant 6.785 ± 1.444
Mean −0.1581 ± 0.3720
Sigma 1.534 ± 0.420

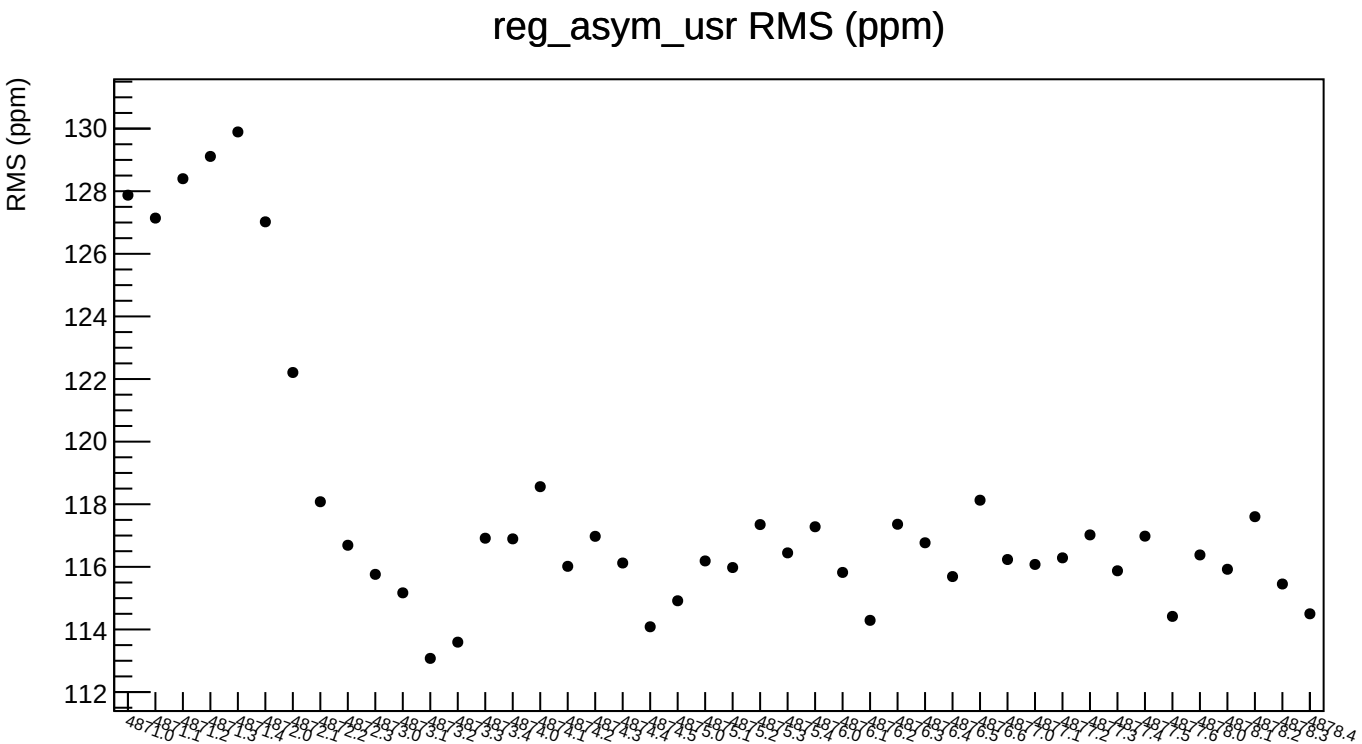
reg_asym_usr RMS (ppm)
RMS (ppm)
130
128
126
124
122
120
118
116
114
112
48-1.0
48-1.1
48-1.2
48-1.3
48-1.4
48-2.0
48-2.1
48-2.2
48-2.3
48-3.0
48-3.1
48-3.2
48-3.3
48-3.4
48-4.0
48-4.1
48-4.2
48-4.3
48-4.4
48-4.5
48-5.0
48-5.1
48-5.2
48-5.3
48-5.4
48-6.0
48-6.1
48-6.2
48-6.3
48-6.4
48-6.5
48-6.6
48-7.0
48-7.1
48-7.2
48-7.3
48-7.4
48-7.5
48-7.6
48-8.0
48-8.1
48-8.2
48-8.3
48-8.4

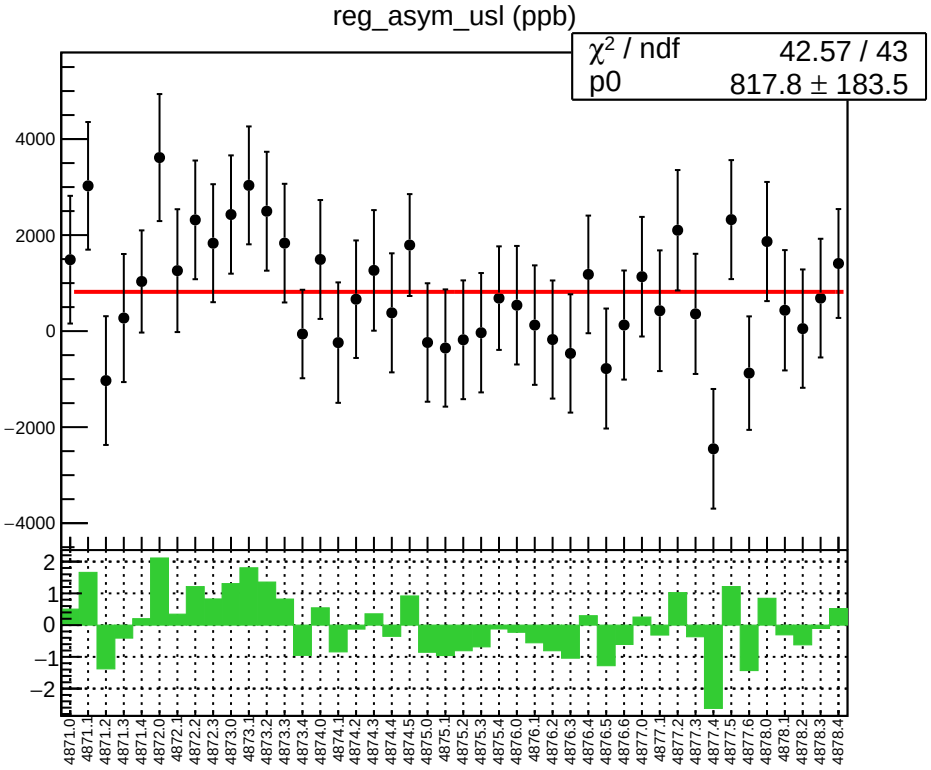
reg_asym_usl (ppb)
χ² / ndf 42.57 / 43
p0 817.8 ± 183.5
4000
2000
0
−2000
−4000
2
1
0
−1
−2
4871.0
4871.1
4871.2
4871.3
4871.4
4872.0
4872.1
4872.2
4872.3
4873.0
4873.1
4873.2
4873.3
4873.4
4874.0
4874.1
4874.2
4874.3
4874.4
4874.5
4875.0
4875.1
4875.2
4875.3
4875.4
4876.0
4876.1
4876.2
4876.3
4876.4
4876.5
4876.6
4877.0
4877.1
4877.2
4877.3
4877.4
4877.5
4877.6
4878.0
4878.1
4878.2
4878.3
4878.4

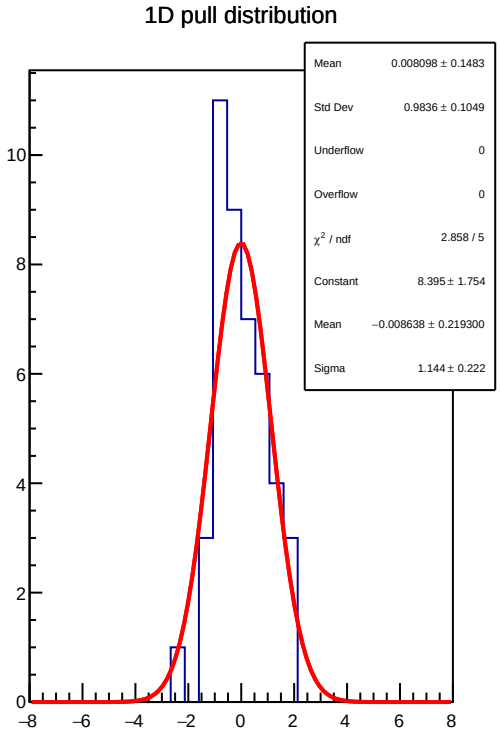
1D pull distribution
Mean 0.008098 ± 0.1483
Std Dev 0.9836 ± 0.1049
Underflow 0
Overflow 0
χ² / ndf 2.858 / 5
Constant 8.395 ± 1.754
Mean −0.008638 ± 0.219300
Sigma 1.144 ± 0.222
10
8
6
4
2
0
−8
−6
−4
−2
0
2
4
6
8

reg_asym_usl RMS (ppm)

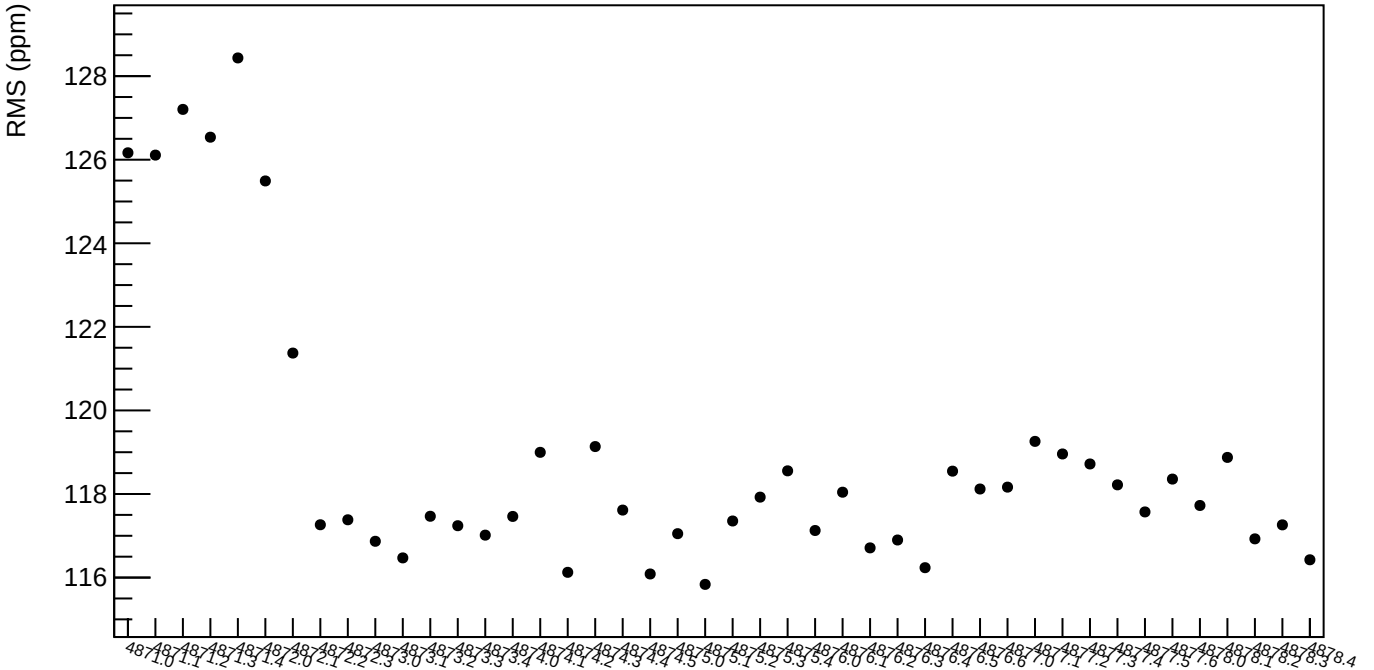

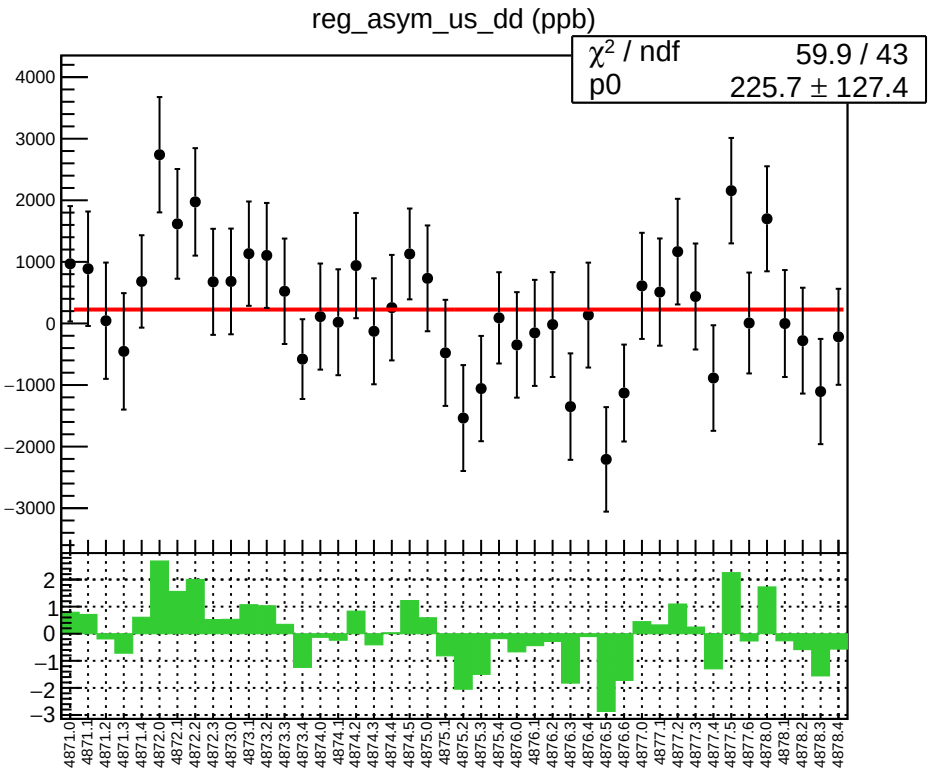
reg_asym_us_dd (ppb)
χ² / ndf 59.9 / 43
p0 225.7 ± 127.4
4000
3000
2000
1000
0
−1000
−2000
−3000
2
1
0
−1
−2
−3
4871.0
4871.1
4871.2
4871.3
4871.4
4872.0
4872.1
4872.2
4872.3
4873.0
4873.1
4873.2
4873.3
4873.4
4874.0
4874.1
4874.2
4874.3
4874.4
4874.5
4875.0
4875.1
4875.2
4875.3
4875.4
4876.0
4876.1
4876.2
4876.3
4876.4
4876.5
4876.6
4877.0
4877.1
4877.2
4877.3
4877.4
4877.5
4877.6
4878.0
4878.1
4878.2
4878.3
4878.4

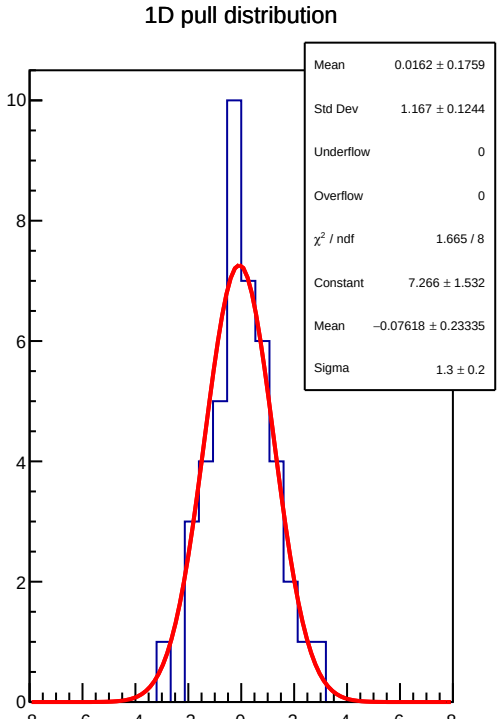
1D pull distribution
Mean 0.0162 ± 0.1759
Std Dev 1.167 ± 0.1244
Underflow 0
Overflow 0
χ² / ndf 1.665 / 8
Constant 7.266 ± 1.532
Mean −0.07618 ± 0.23335
Sigma 1.3 ± 0.2
10
8
6
4
2
0
−8
−6
−4
−2
0
2
4
6
8
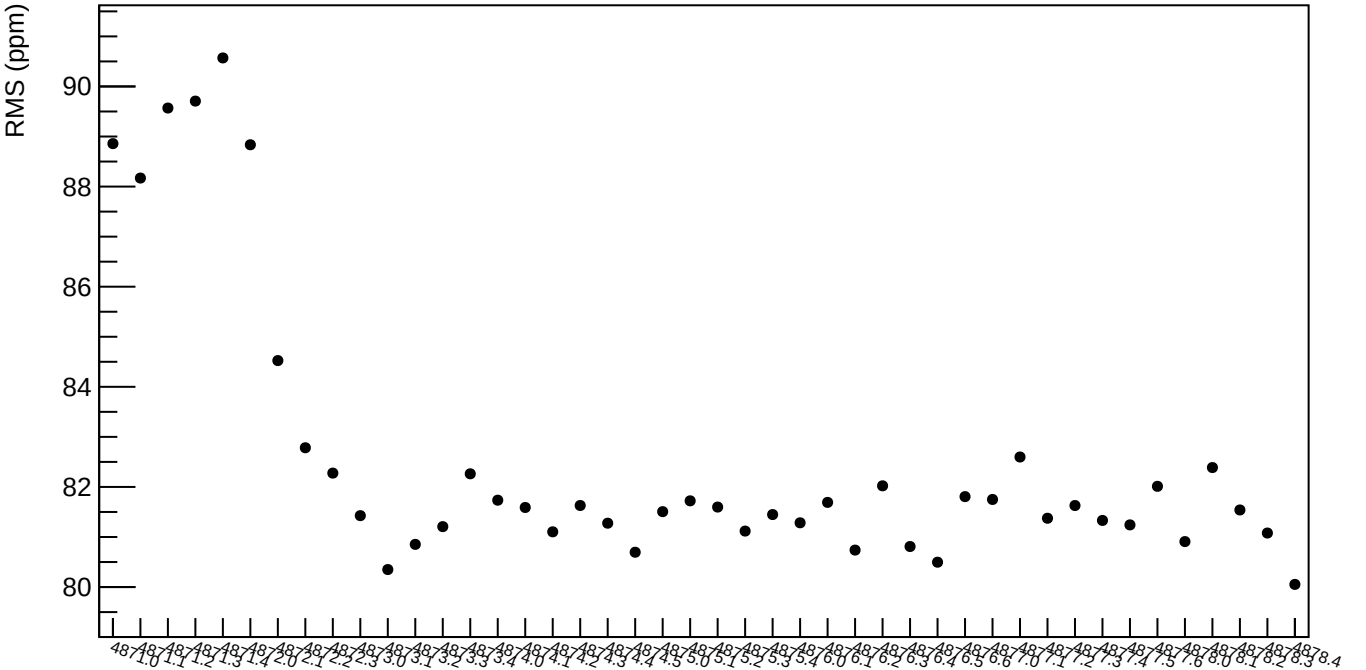
reg_asym_us_dd RMS (ppm)