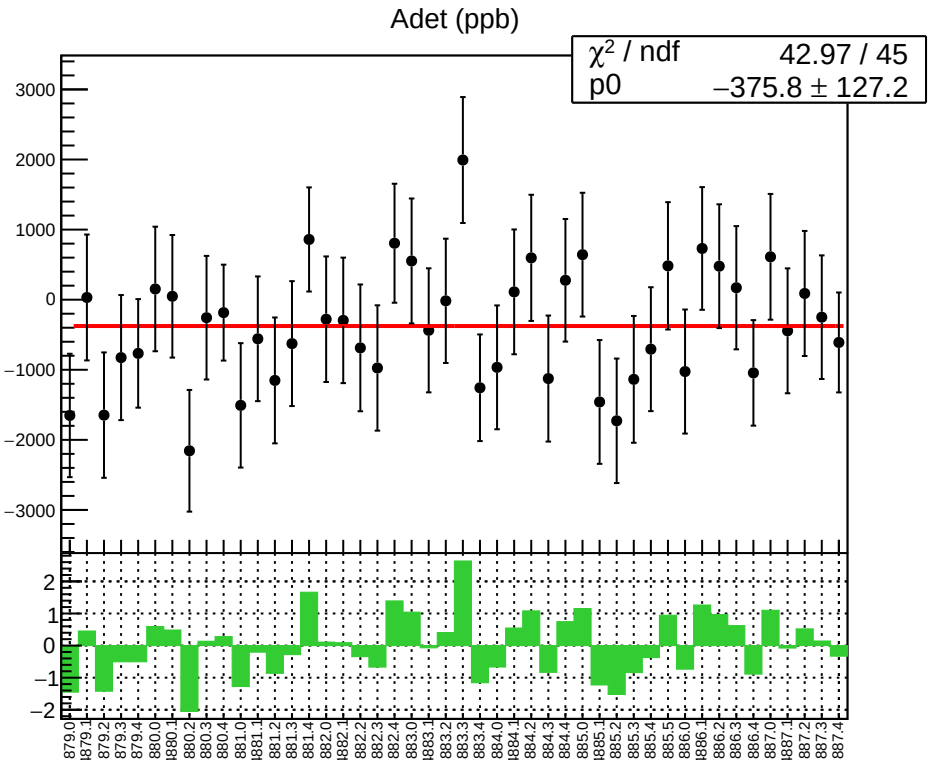
Adet (ppb)
χ² / ndf 42.97 / 45
p0 −375.8 ± 127.2
3000
2000
1000
0
−1000
−2000
−3000
2
1
0
−1
−2
4879.0
4879.1
4879.2
4879.3
4879.4
4880.0
4880.1
4880.2
4880.3
4880.4
4881.0
4881.1
4881.2
4881.3
4881.4
4882.0
4882.1
4882.2
4882.3
4882.4
4883.0
4883.1
4883.2
4883.3
4883.4
4884.0
4884.1
4884.2
4884.3
4884.4
4885.0
4885.1
4885.2
4885.3
4885.4
4885.5
4886.0
4886.1
4886.2
4886.3
4886.4
4887.0
4887.1
4887.2
4887.3
4887.4

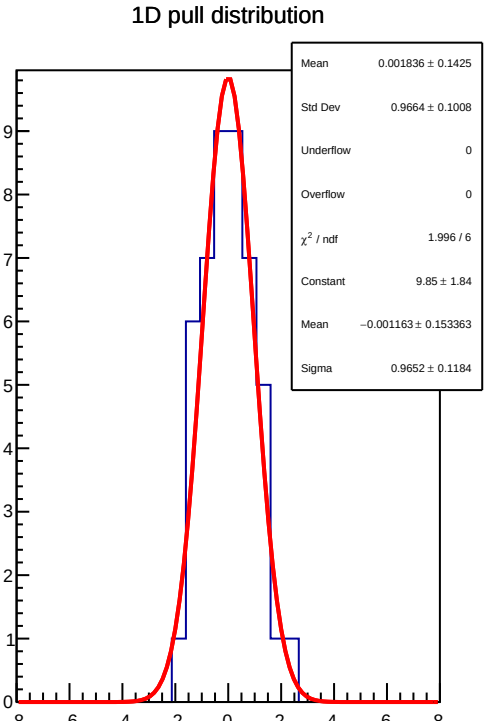
1D pull distribution
Mean 0.001836 ± 0.1425
Std Dev 0.9664 ± 0.1008
Underflow 0
Overflow 0
χ² / ndf 1.996 / 6
Constant 9.85 ± 1.84
Mean −0.001163 ± 0.153363
Sigma 0.9652 ± 0.1184
9
8
7
6
5
4
3
2
1
0
−8
−6
−4
−2
0
2
4
6
8

Adet RMS (ppm)

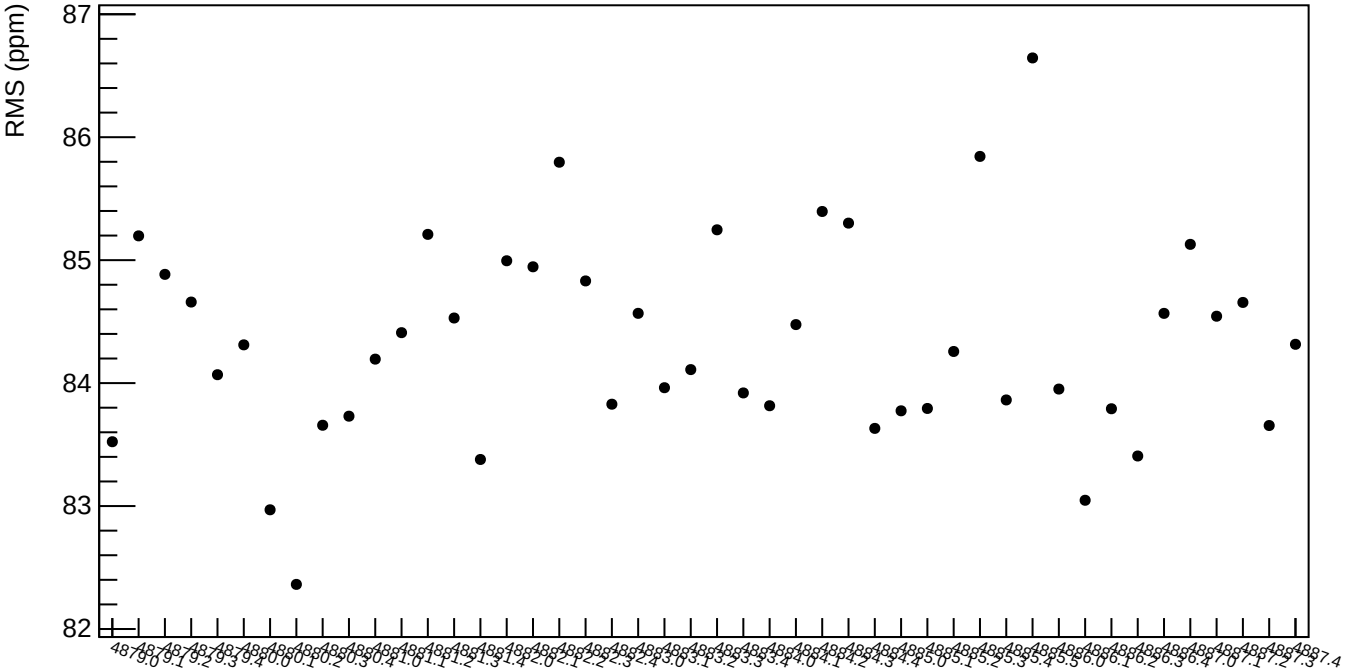

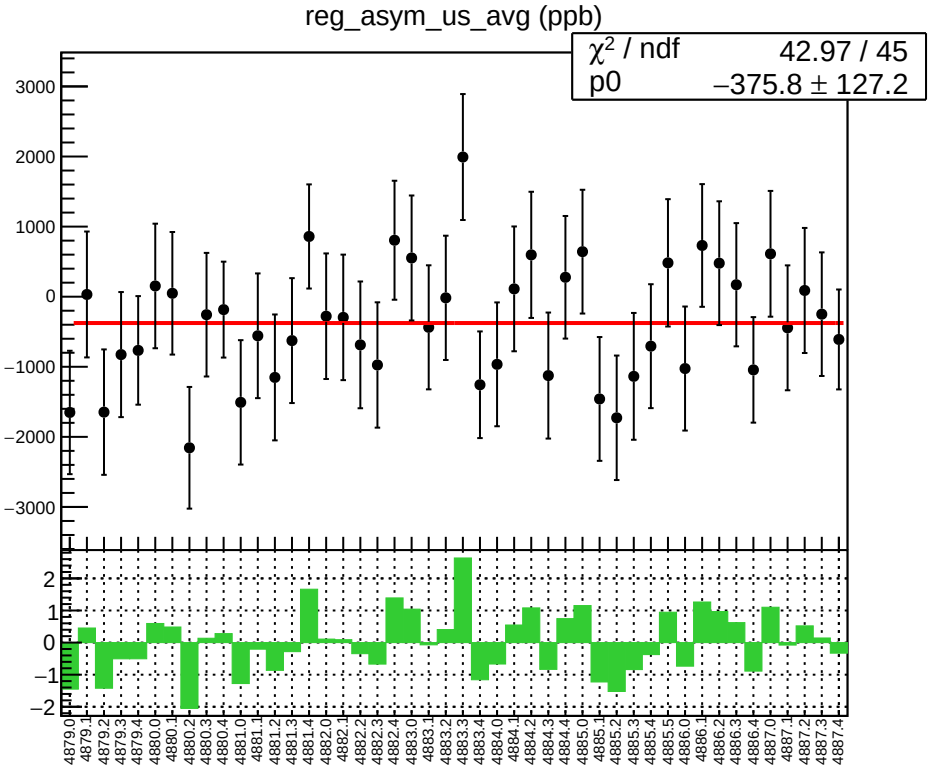
reg_asym_us_avg (ppb)
χ² / ndf 42.97 / 45
p0 −375.8 ± 127.2
3000
2000
1000
0
−1000
−2000
−3000
2
1
0
−1
−2
4879.0
4879.1
4879.2
4879.3
4879.4
4880.0
4880.1
4880.2
4880.3
4880.4
4881.0
4881.1
4881.2
4881.3
4881.4
4882.0
4882.1
4882.2
4882.3
4882.4
4883.0
4883.1
4883.2
4883.3
4883.4
4884.0
4884.1
4884.2
4884.3
4884.4
4885.0
4885.1
4885.2
4885.3
4885.4
4885.5
4886.0
4886.1
4886.2
4886.3
4886.4
4887.0
4887.1
4887.2
4887.3
4887.4

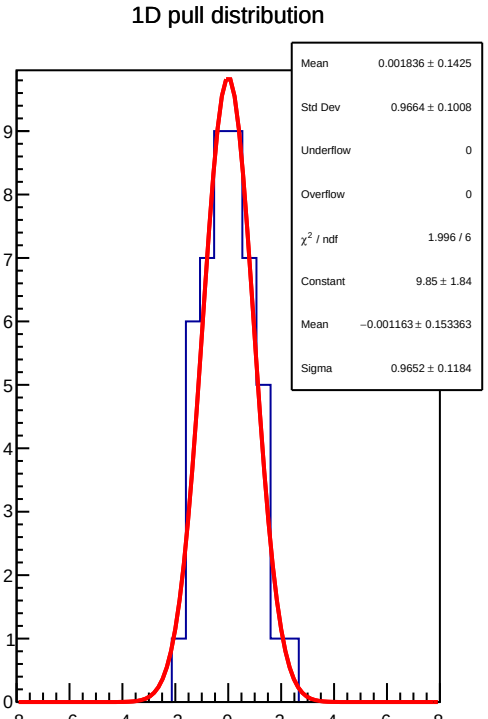
1D pull distribution
Mean 0.001836 ± 0.1425
Std Dev 0.9664 ± 0.1008
Underflow 0
Overflow 0
χ² / ndf 1.996 / 6
Constant 9.85 ± 1.84
Mean −0.001163 ± 0.153363
Sigma 0.9652 ± 0.1184
9
8
7
6
5
4
3
2
1
0
−8
−6
−4
−2
0
2
4
6
8

reg_asym_us_avg RMS (ppm)

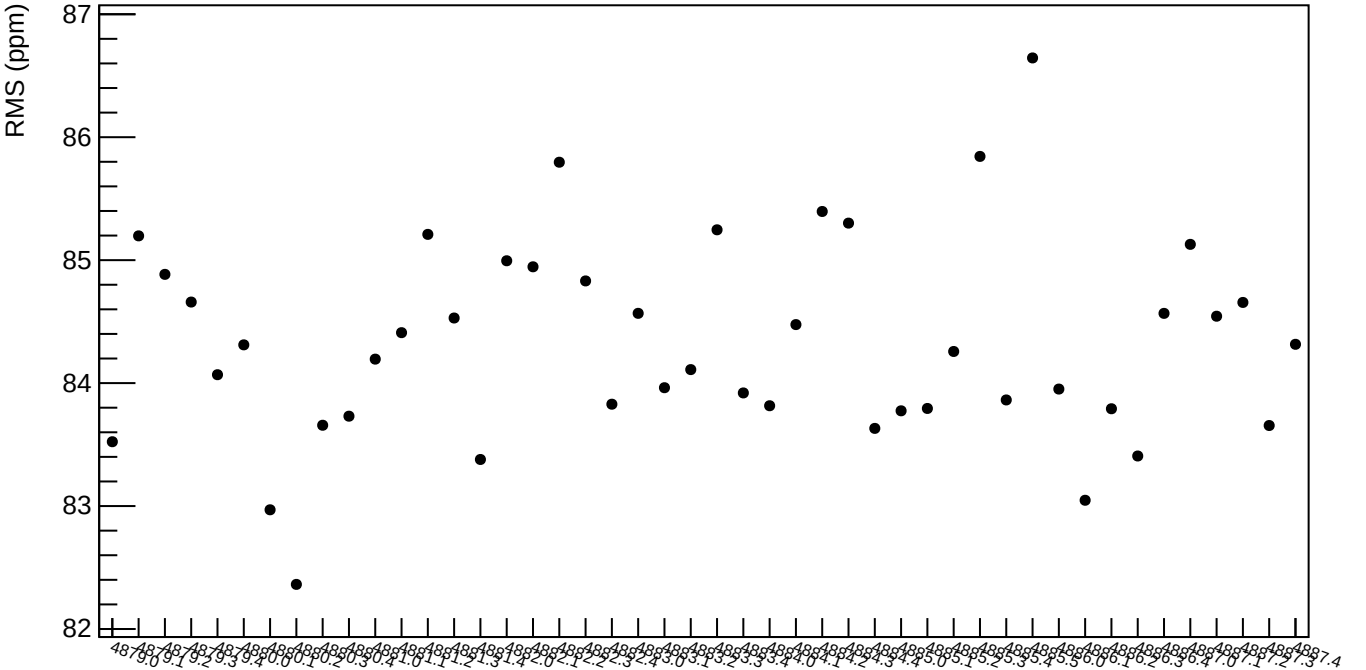

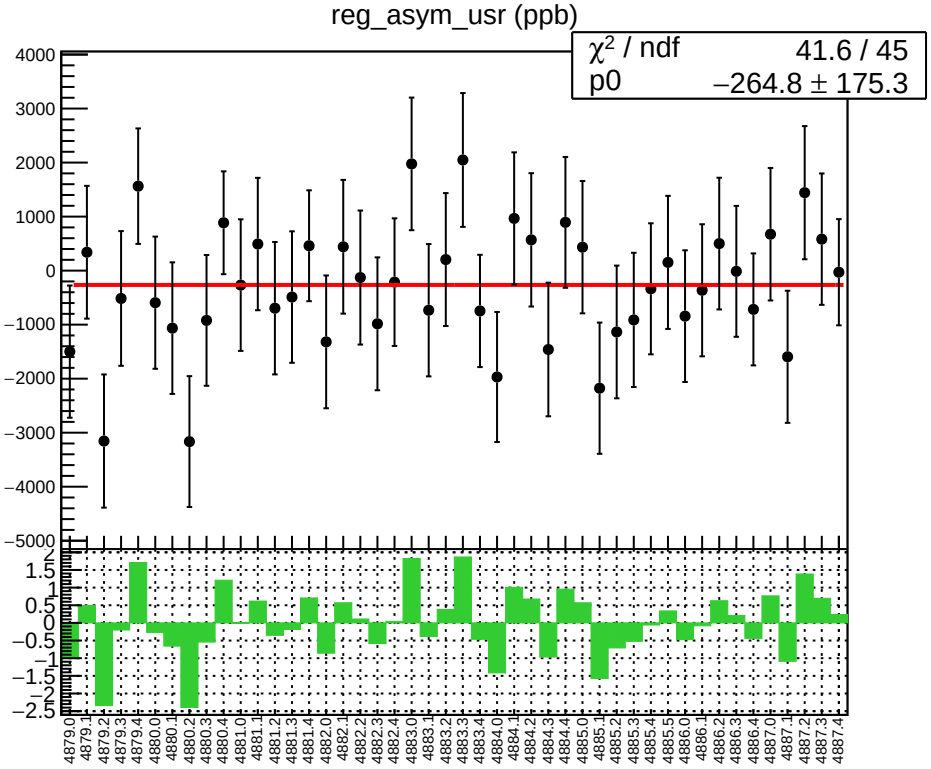
reg_asym_usr (ppb)
χ² / ndf 41.6 / 45
p0 −264.8 ± 175.3

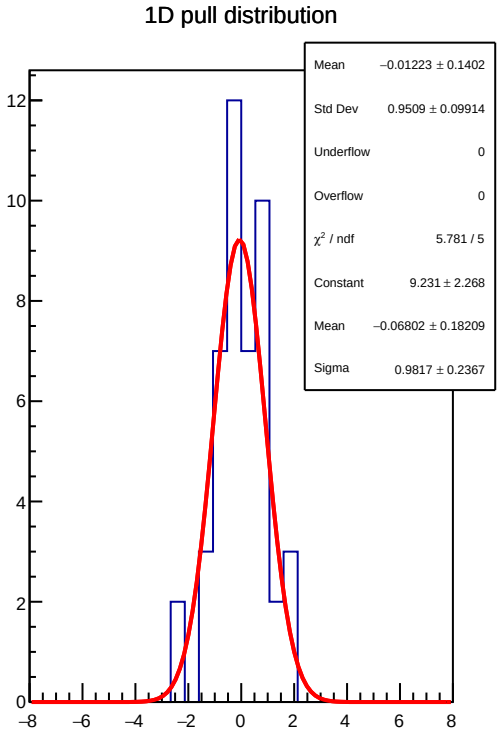
1D pull distribution
Mean −0.01223 ± 0.1402
Std Dev 0.9509 ± 0.09914
Underflow 0
Overflow 0
χ² / ndf 5.781 / 5
Constant 9.231 ± 2.268
Mean −0.06802 ± 0.18209
Sigma 0.9817 ± 0.2367

reg_asym_usr RMS (ppm)

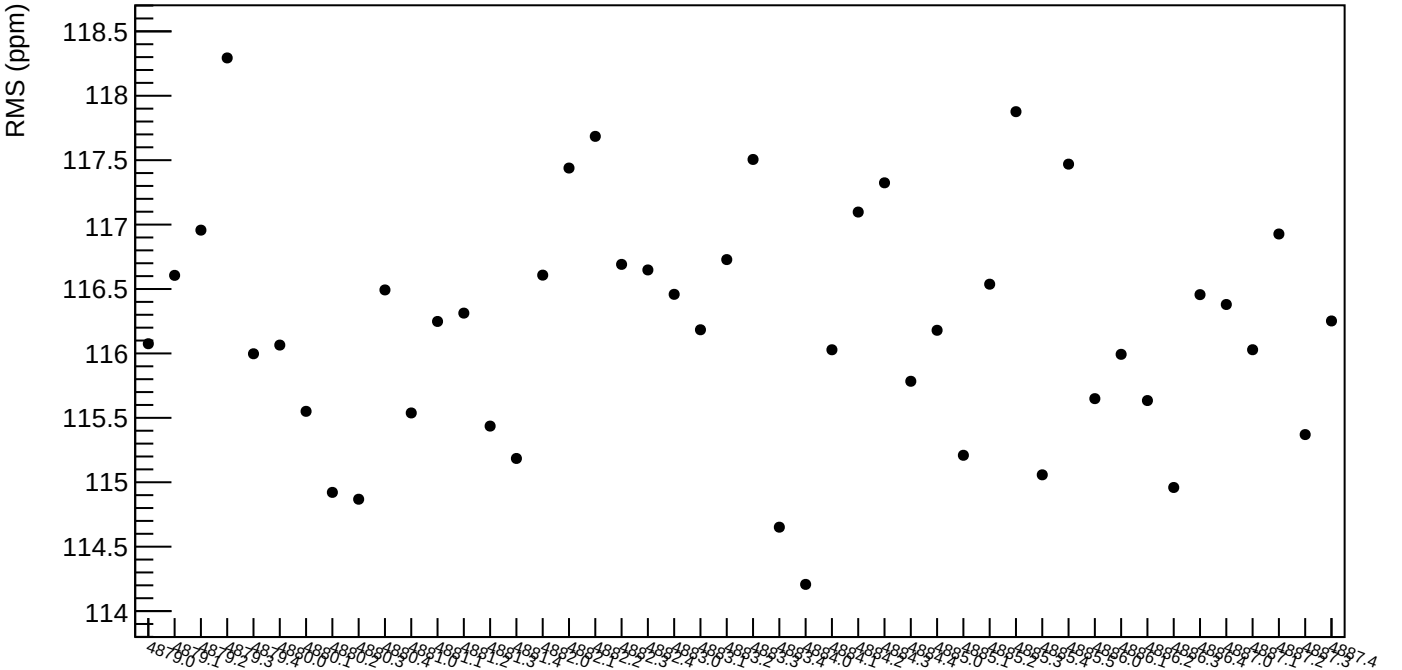

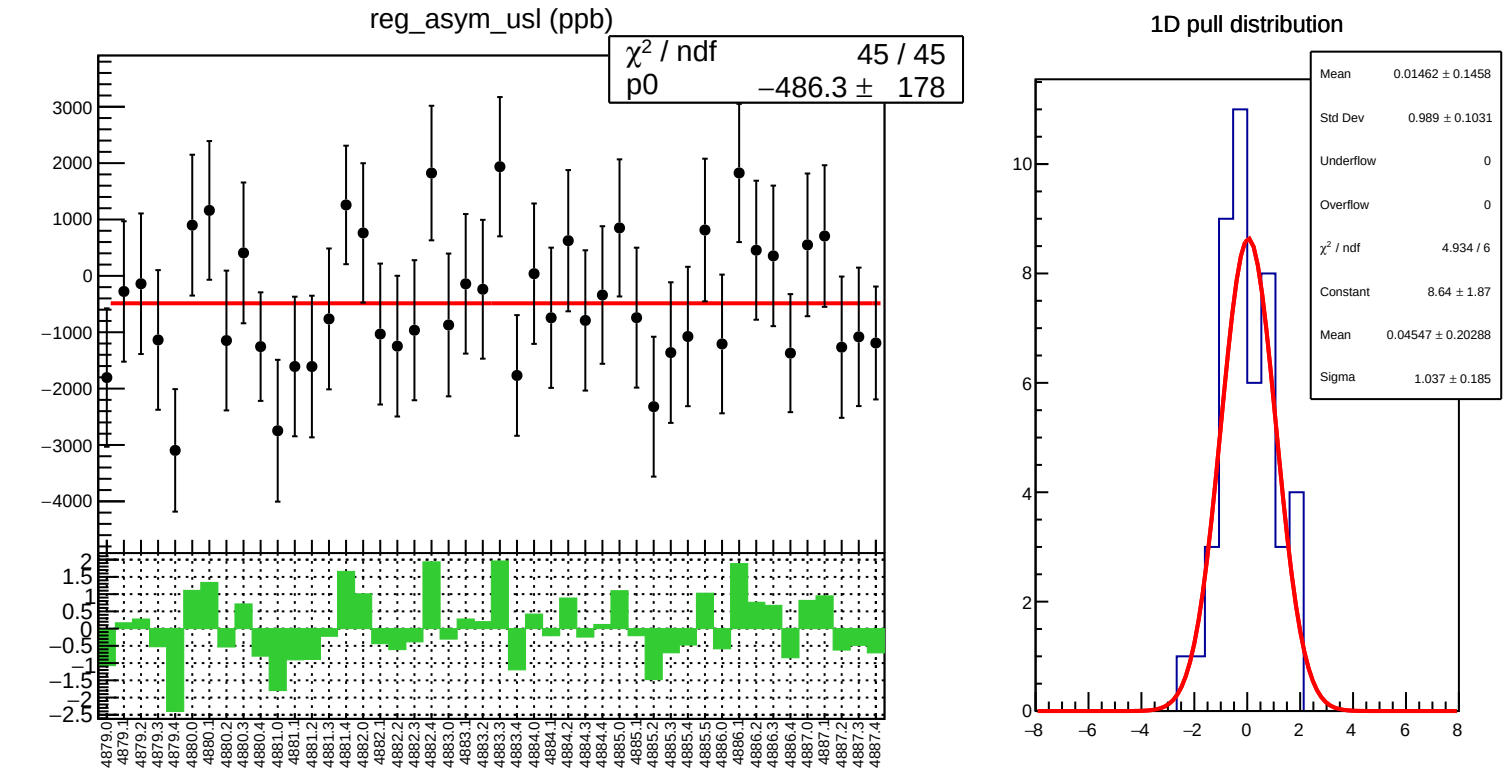
reg_asym_usl (ppb)
χ² / ndf 45 / 45
p0 −486.3 ± 178
1D pull distribution
Mean 0.01462 ± 0.1458
Std Dev 0.989 ± 0.1031
Underflow 0
Overflow 0
χ² / ndf 4.934 / 6
Constant 8.64 ± 1.87
Mean 0.04547 ± 0.20288
Sigma 1.037 ± 0.185

reg_asym_usl RMS (ppm)

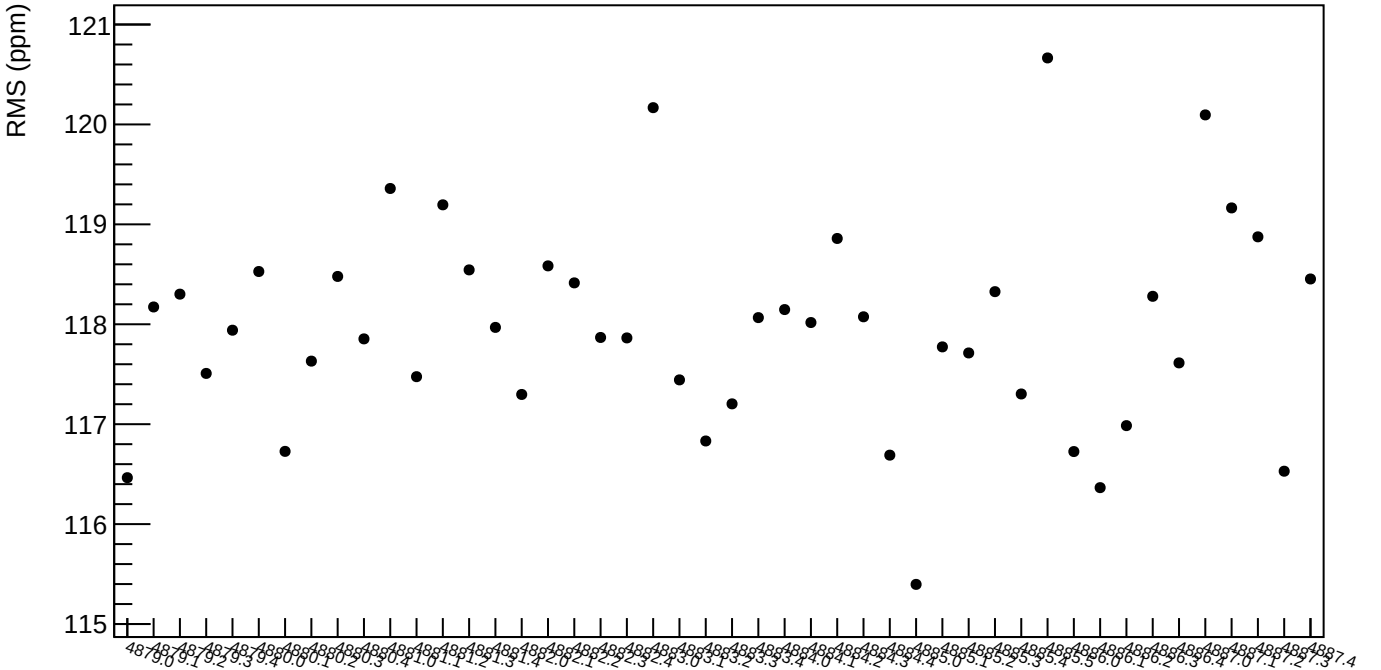

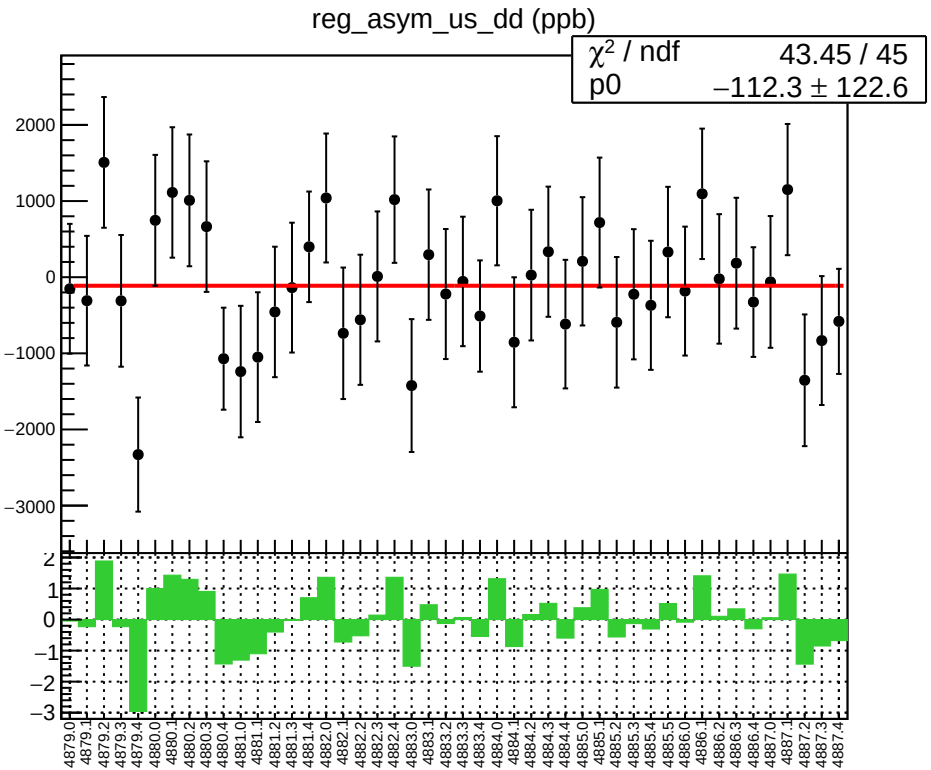
reg_asym_us_dd (ppb)
χ² / ndf 43.45 / 45
p0 −112.3 ± 122.6
2000
1000
0
−1000
−2000
−3000
2
1
0
−1
−2
−3
4879.0
4879.1
4879.2
4879.3
4879.4
4880.0
4880.1
4880.2
4880.3
4880.4
4881.0
4881.1
4881.2
4881.3
4881.4
4882.0
4882.1
4882.2
4882.3
4882.4
4883.0
4883.1
4883.2
4883.3
4883.4
4884.0
4884.1
4884.2
4884.3
4884.4
4885.0
4885.1
4885.2
4885.3
4885.4
4885.5
4886.0
4886.1
4886.2
4886.3
4886.4
4887.0
4887.1
4887.2
4887.3
4887.4

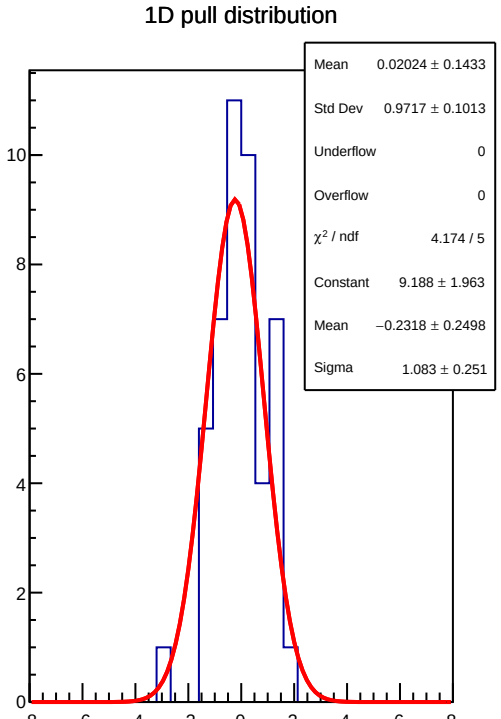
1D pull distribution
Mean 0.02024 ± 0.1433
Std Dev 0.9717 ± 0.1013
Underflow 0
Overflow 0
χ² / ndf 4.174 / 5
Constant 9.188 ± 1.963
Mean −0.2318 ± 0.2498
Sigma 1.083 ± 0.251
10
8
6
4
2
0
−8
−6
−4
−2
0
2
4
6
8

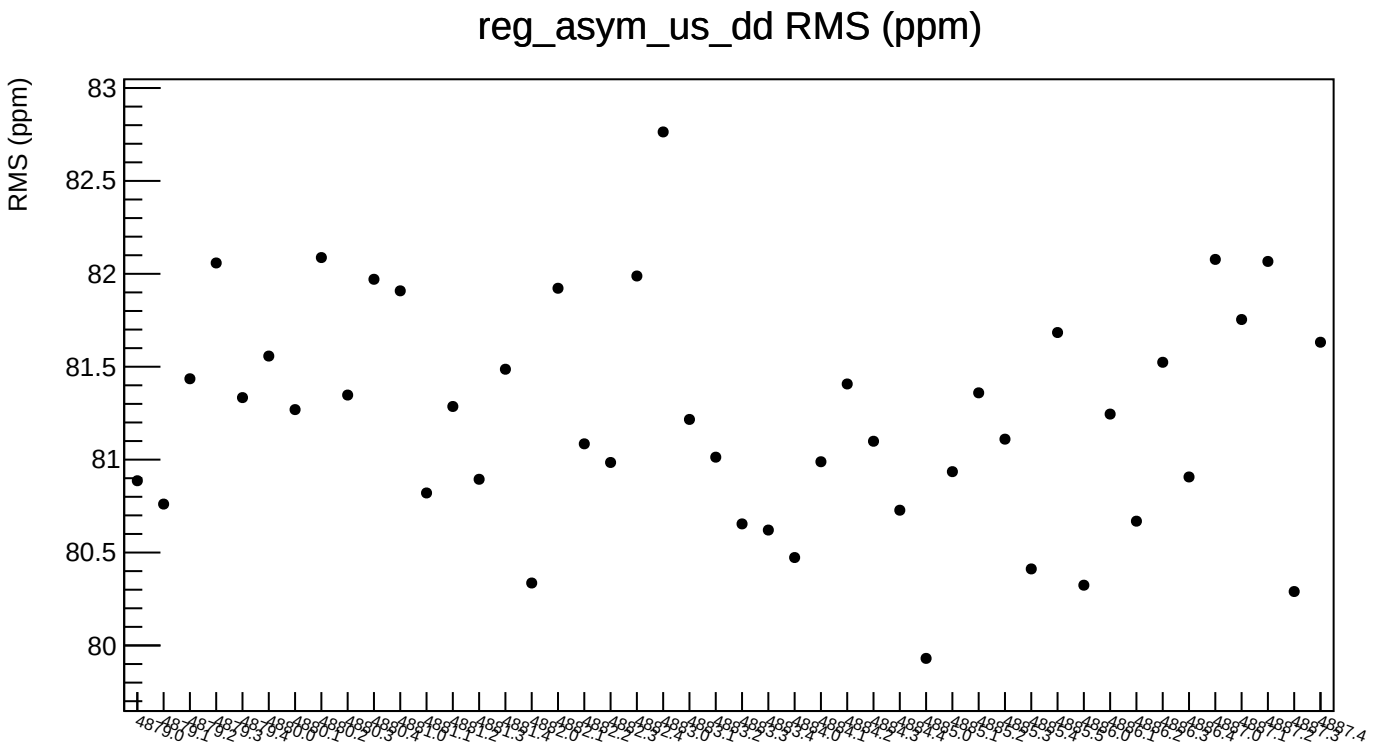
reg_asym_us_dd RMS (ppm)
RMS (ppm)
83
82.5
82
81.5
81
80.5
80