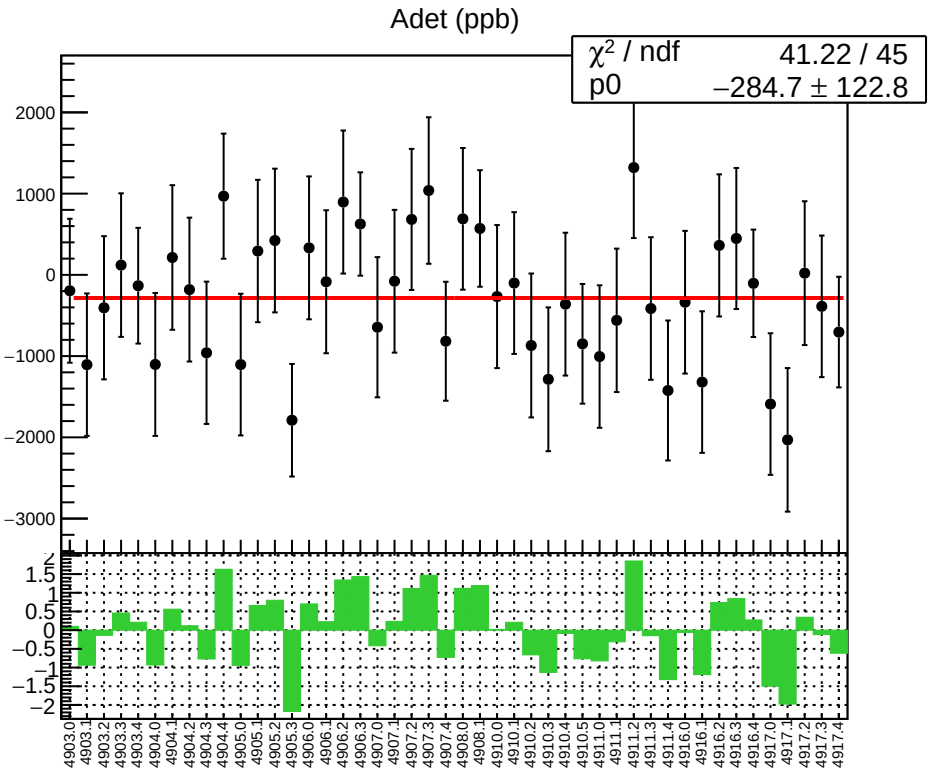
Adet (ppb)
χ² / ndf 41.22 / 45
p0 −284.7 ± 122.8
2000
1000
0
−1000
−2000
−3000
1.5
1
0.5
0
−0.5
−1
−1.5
−2
4903.0
4903.1
4903.2
4903.3
4903.4
4904.0
4904.1
4904.2
4904.3
4904.4
4905.0
4905.1
4905.2
4905.3
4906.0
4906.1
4906.2
4906.3
4907.0
4907.1
4907.2
4907.3
4907.4
4908.0
4908.1
4910.0
4910.1
4910.2
4910.3
4910.4
4910.5
4911.0
4911.1
4911.2
4911.3
4911.4
4916.0
4916.1
4916.2
4916.3
4916.4
4917.0
4917.1
4917.2
4917.3
4917.4

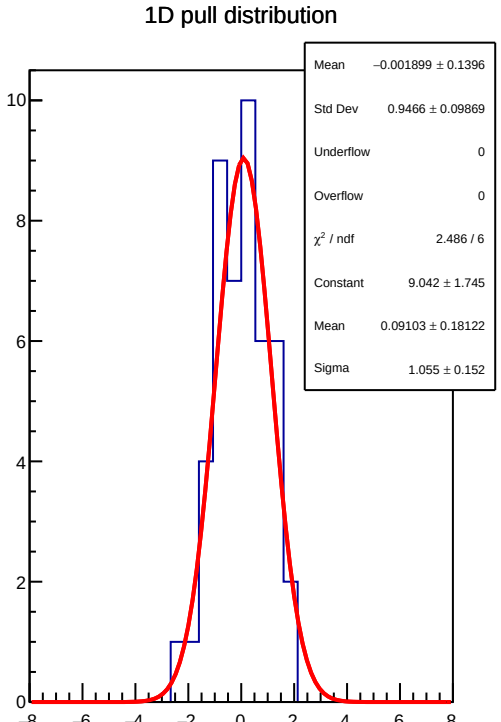
1D pull distribution
Mean −0.001899 ± 0.1396
Std Dev 0.9466 ± 0.09869
Underflow 0
Overflow 0
χ² / ndf 2.486 / 6
Constant 9.042 ± 1.745
Mean 0.09103 ± 0.18122
Sigma 1.055 ± 0.152
10
8
6
4
2
0
−8
−6
−4
−2
0
2
4
6
8

Adet RMS (ppm)

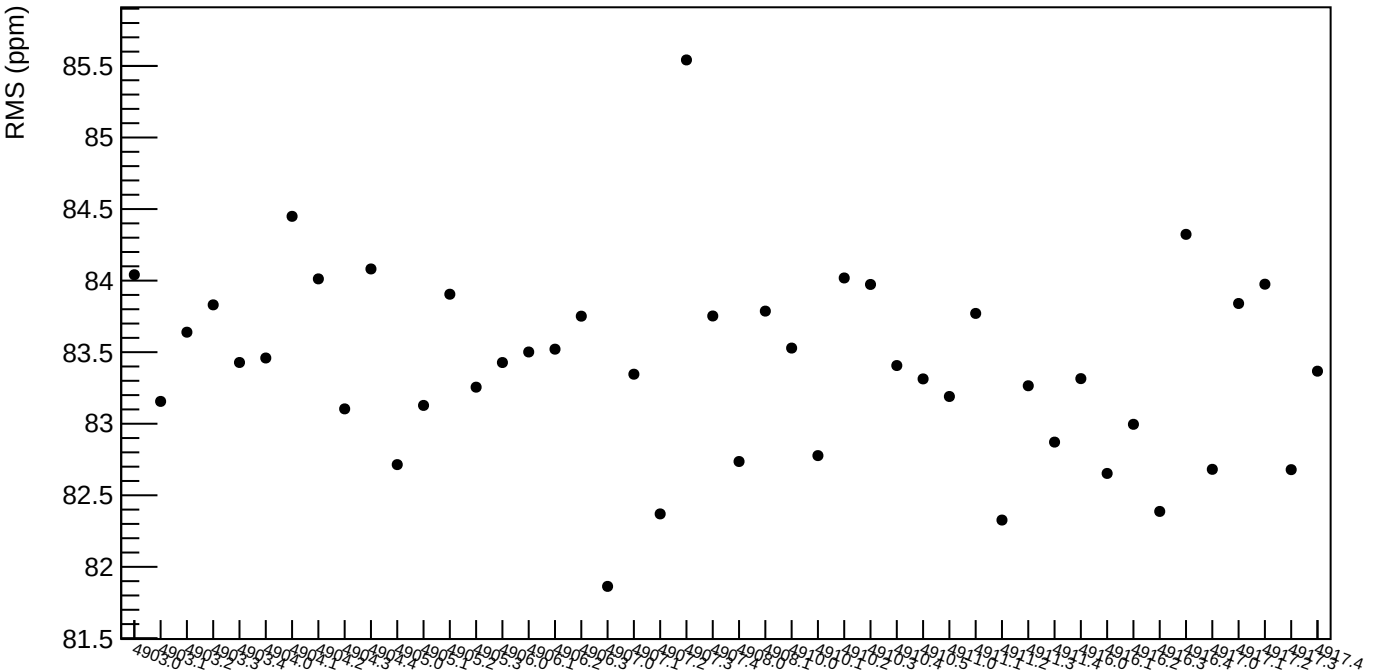

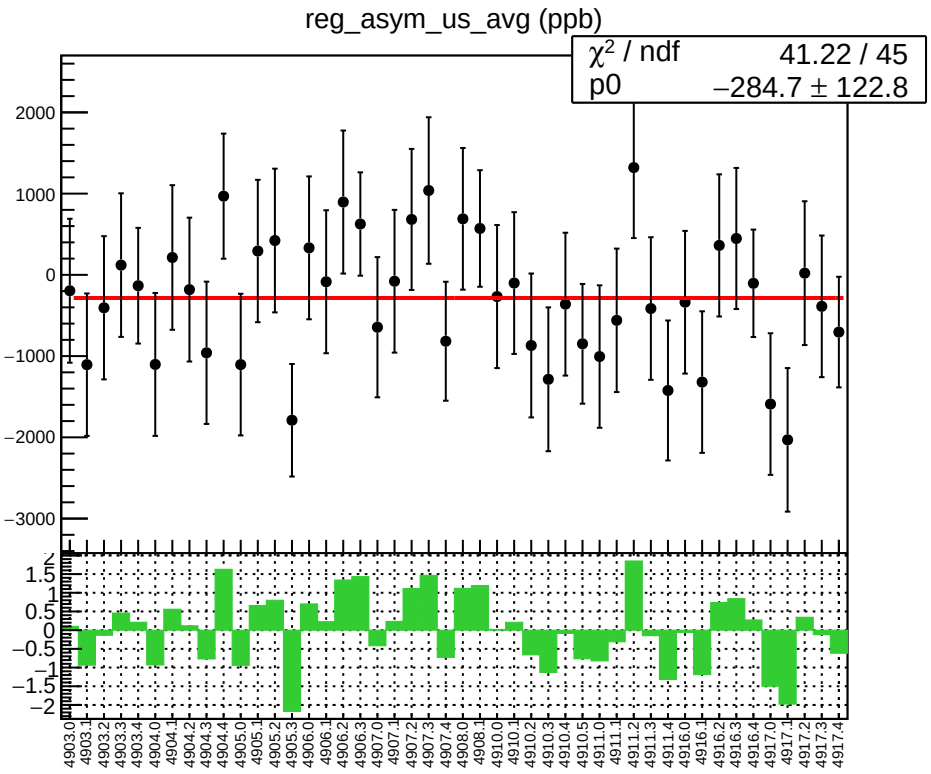
reg_asym_us_avg (ppb)
χ² / ndf 41.22 / 45
p0 −284.7 ± 122.8
2000
1000
0
−1000
−2000
−3000
1.5
1
0.5
0
−0.5
−1
−1.5
−2
4903.0
4903.1
4903.2
4903.3
4903.4
4904.0
4904.1
4904.2
4904.3
4904.4
4905.0
4905.1
4905.2
4905.3
4906.0
4906.1
4906.2
4906.3
4907.0
4907.1
4907.2
4907.3
4907.4
4908.0
4908.1
4910.0
4910.1
4910.2
4910.3
4910.4
4910.5
4911.0
4911.1
4911.2
4911.3
4911.4
4916.0
4916.1
4916.2
4916.3
4916.4
4917.0
4917.1
4917.2
4917.3
4917.4

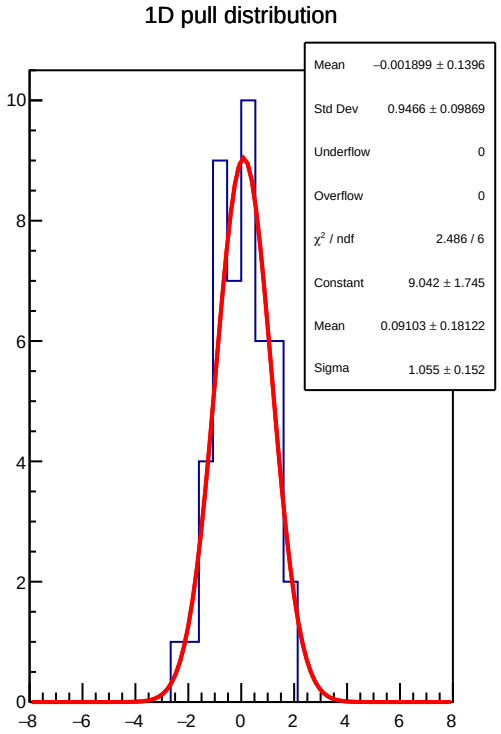
1D pull distribution
Mean −0.001899 ± 0.1396
Std Dev 0.9466 ± 0.09869
Underflow 0
Overflow 0
χ² / ndf 2.486 / 6
Constant 9.042 ± 1.745
Mean 0.09103 ± 0.18122
Sigma 1.055 ± 0.152
10
8
6
4
2
0
−8
−6
−4
−2
0
2
4
6
8

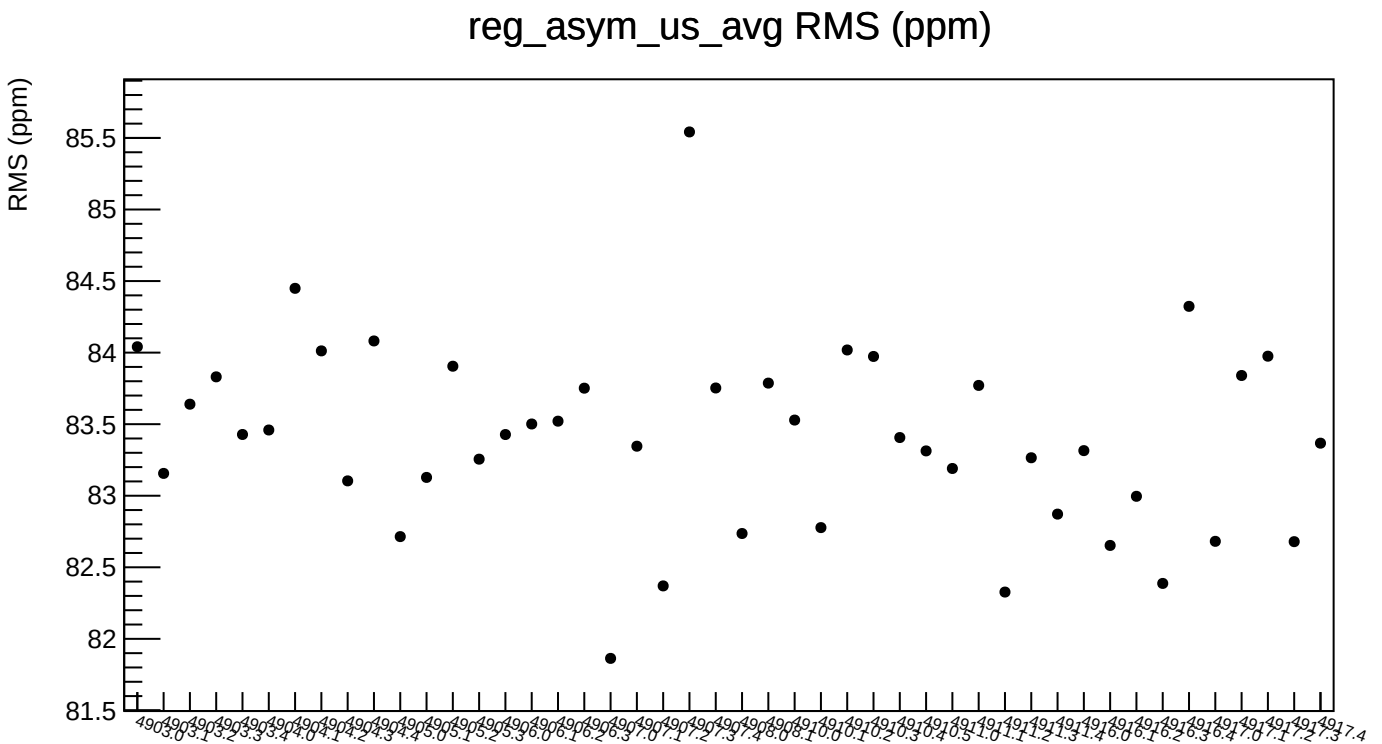
reg_asym_us_avg RMS (ppm)
RMS (ppm)
85.5
85
84.5
84
83.5
83
82.5
82
81.5

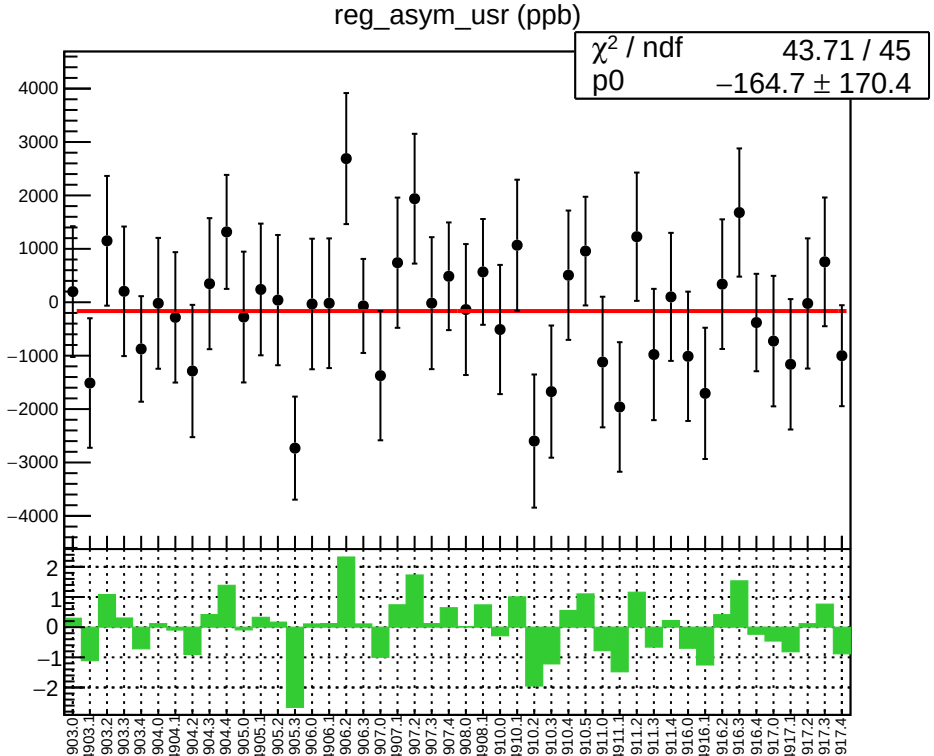
reg_asym_usr (ppb)
χ² / ndf 43.71 / 45
p0 −164.7 ± 170.4
4000
3000
2000
1000
0
−1000
−2000
−3000
−4000
2
1
0
−1
−2
4903.0
4903.1
4903.2
4903.3
4903.4
4904.0
4904.1
4904.2
4904.3
4904.4
4905.0
4905.1
4905.2
4905.3
4906.0
4906.1
4906.2
4906.3
4907.0
4907.1
4907.2
4907.3
4907.4
4908.0
4908.1
4910.0
4910.1
4910.2
4910.3
4910.4
4910.5
4911.0
4911.1
4911.2
4911.3
4911.4
4916.0
4916.1
4916.2
4916.3
4916.4
4917.0
4917.1
4917.2
4917.3
4917.4

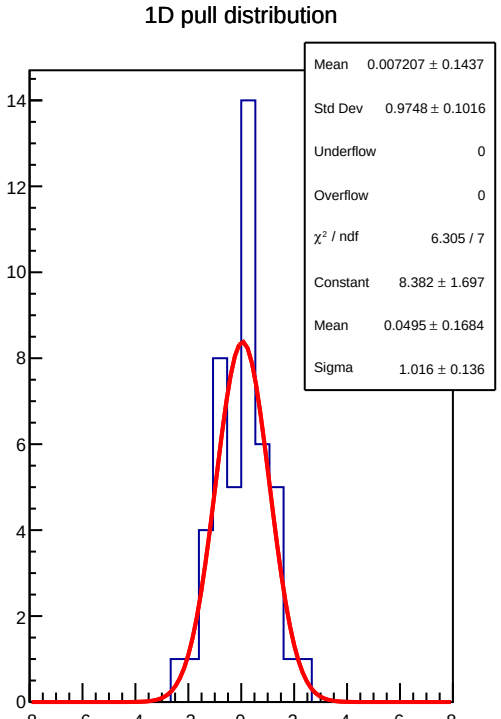
1D pull distribution
Mean 0.007207 ± 0.1437
Std Dev 0.9748 ± 0.1016
Underflow 0
Overflow 0
χ² / ndf 6.305 / 7
Constant 8.382 ± 1.697
Mean 0.0495 ± 0.1684
Sigma 1.016 ± 0.136
14
12
10
8
6
4
2
0
−8
−6
−4
−2
0
2
4
6
8

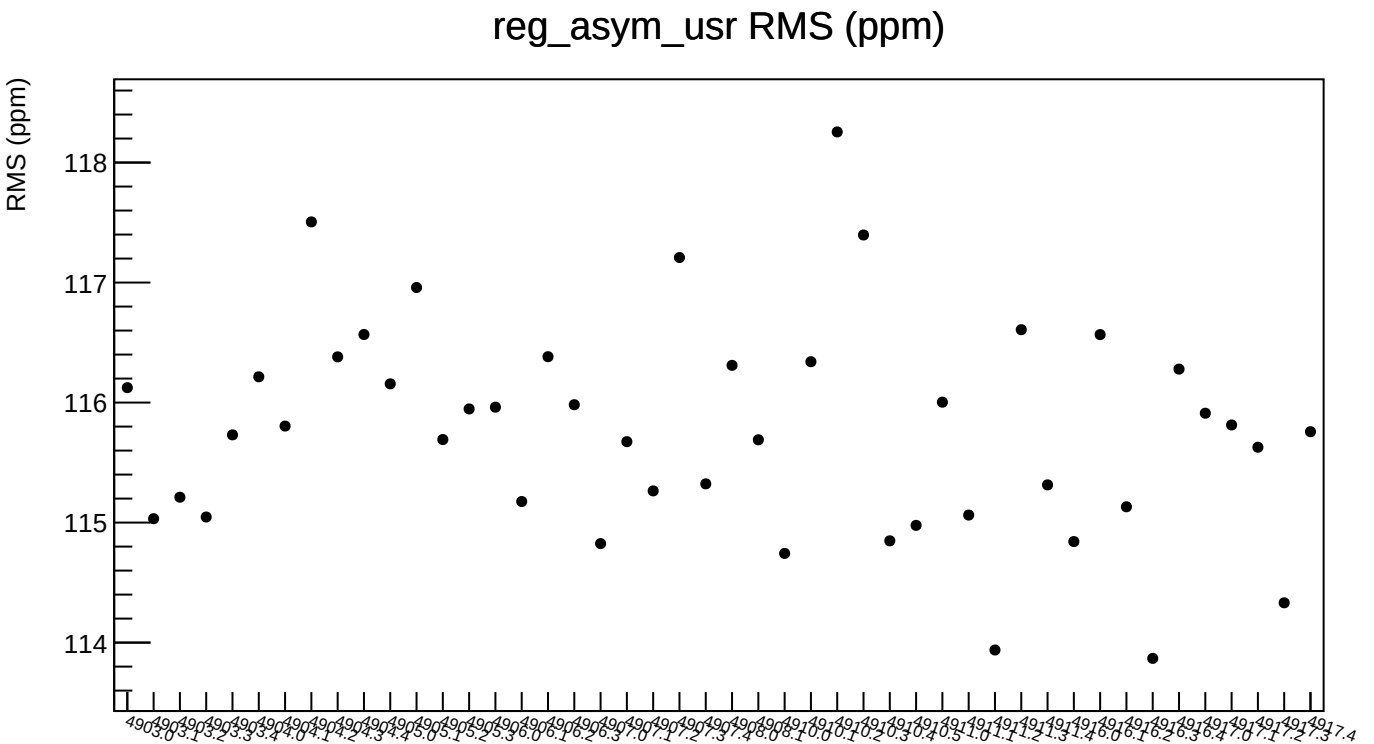
reg_asym_usr RMS (ppm)
RMS (ppm)
118
117
116
115
114

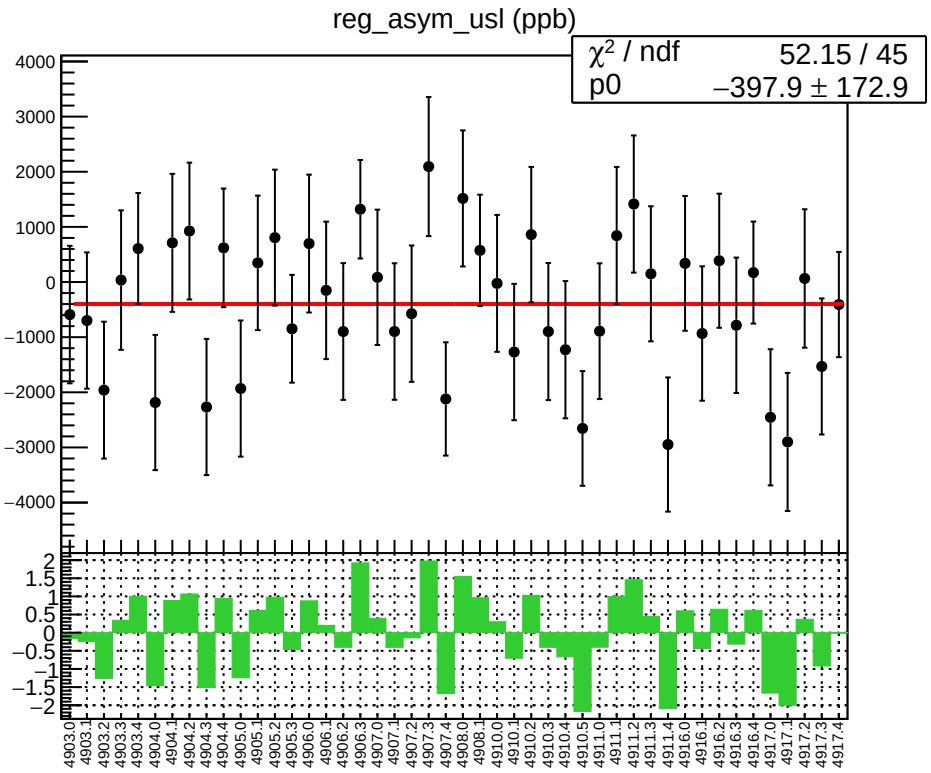
reg_asym_usl (ppb)
χ² / ndf 52.15 / 45
p0 −397.9 ± 172.9
4000
3000
2000
1000
0
−1000
−2000
−3000
−4000
2
1.5
1
0.5
0
−0.5
−1
−1.5
−2
4903.0
4903.1
4903.2
4903.3
4903.4
4904.0
4904.1
4904.2
4904.3
4904.4
4905.0
4905.1
4905.2
4905.3
4906.0
4906.1
4906.2
4906.3
4907.0
4907.1
4907.2
4907.3
4907.4
4908.0
4908.1
4910.0
4910.1
4910.2
4910.3
4910.4
4910.5
4911.0
4911.1
4911.2
4911.3
4911.4
4916.0
4916.1
4916.2
4916.3
4916.4
4917.0
4917.1
4917.2
4917.3
4917.4

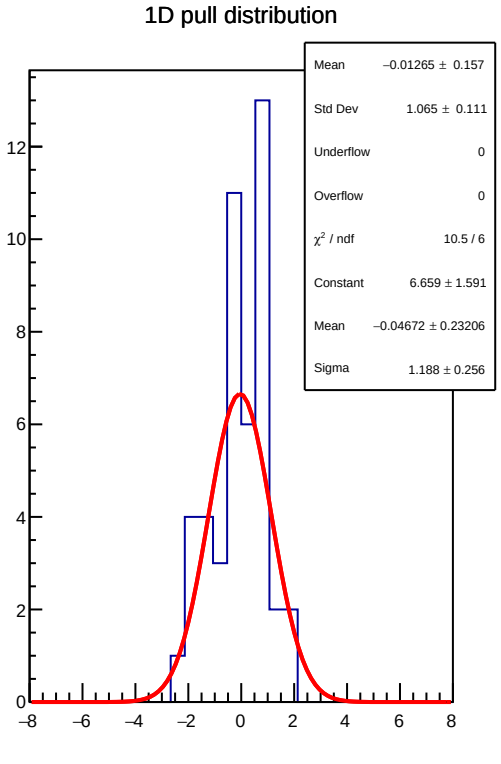
1D pull distribution
Mean −0.01265 ± 0.157
Std Dev 1.065 ± 0.111
Underflow 0
Overflow 0
χ² / ndf 10.5 / 6
Constant 6.659 ± 1.591
Mean −0.04672 ± 0.23206
Sigma 1.188 ± 0.256
12
10
8
6
4
2
0
−8
−6
−4
−2
0
2
4
6
8

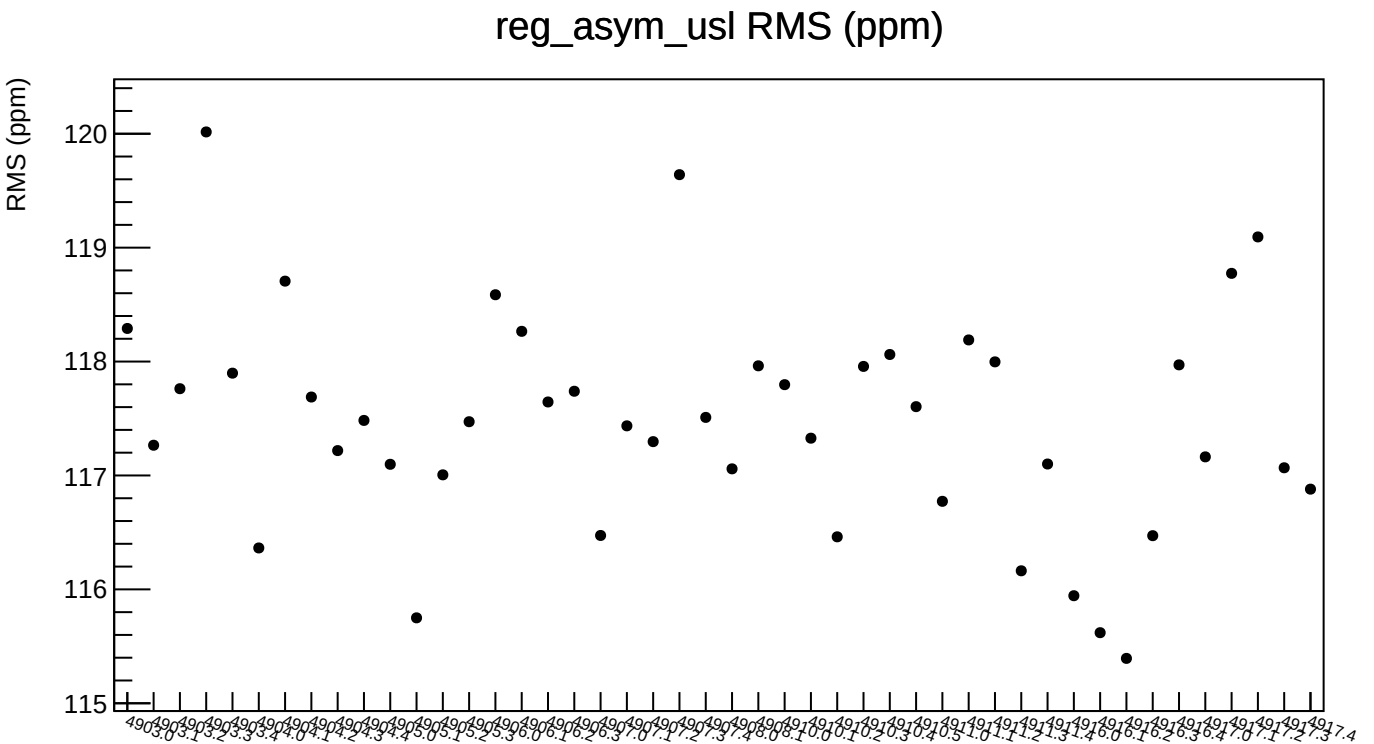
reg_asym_usl RMS (ppm)
RMS (ppm)
120
119
118
117
116
115

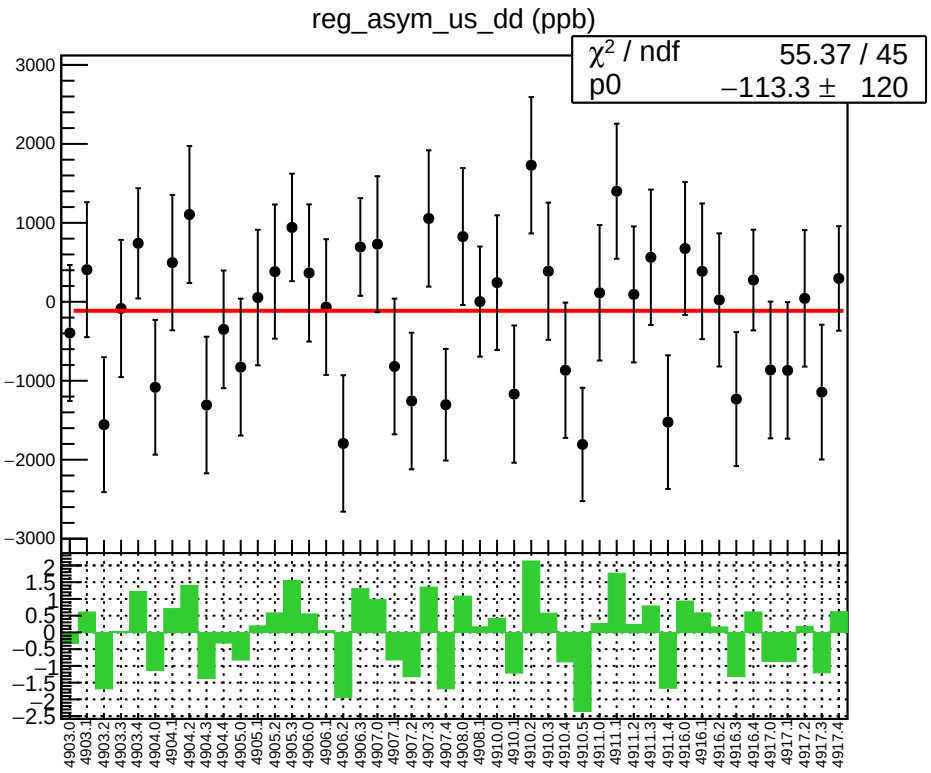
reg_asym_us_dd (ppb)
χ² / ndf 55.37 / 45
p0 −113.3 ± 120
3000
2000
1000
0
−1000
−2000
−3000
2
1.5
1
0.5
0
−0.5
−1
−1.5
−2
−2.5
4903.0
4903.1
4903.2
4903.3
4903.4
4904.0
4904.1
4904.2
4904.3
4904.4
4905.0
4905.1
4905.2
4905.3
4906.0
4906.1
4906.2
4906.3
4907.0
4907.1
4907.2
4907.3
4907.4
4908.0
4908.1
4910.0
4910.1
4910.2
4910.3
4910.4
4910.5
4911.0
4911.1
4911.2
4911.3
4911.4
4916.0
4916.1
4916.2
4916.3
4916.4
4917.0
4917.1
4917.2
4917.3
4917.4

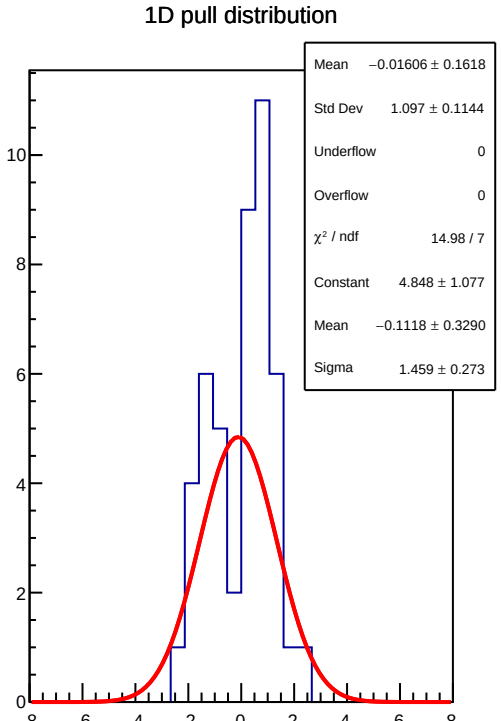
1D pull distribution
Mean −0.01606 ± 0.1618
Std Dev 1.097 ± 0.1144
Underflow 0
Overflow 0
χ² / ndf 14.98 / 7
Constant 4.848 ± 1.077
Mean −0.1118 ± 0.3290
Sigma 1.459 ± 0.273
10
8
6
4
2
0
−8
−6
−4
−2
0
2
4
6
8

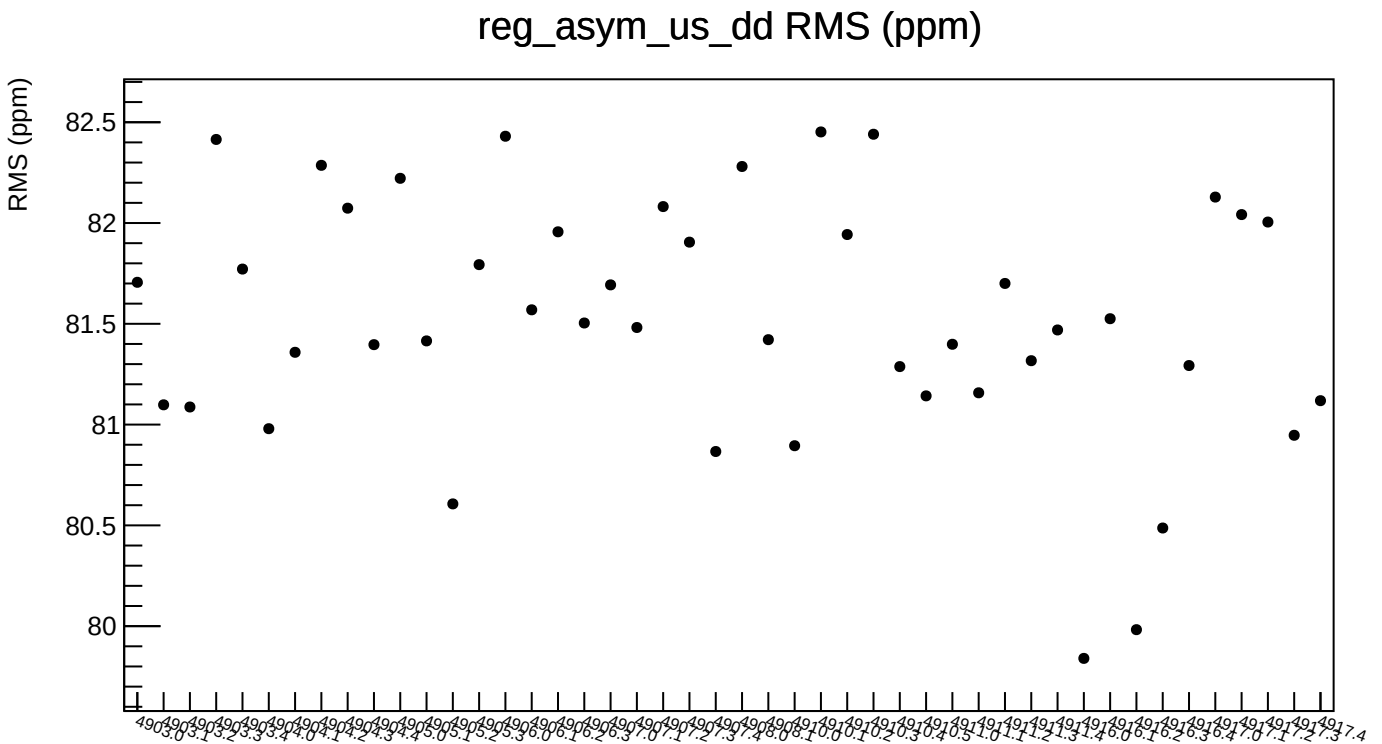
reg_asym_us_dd RMS (ppm)
RMS (ppm)
82.5
82
81.5
81
80.5
80