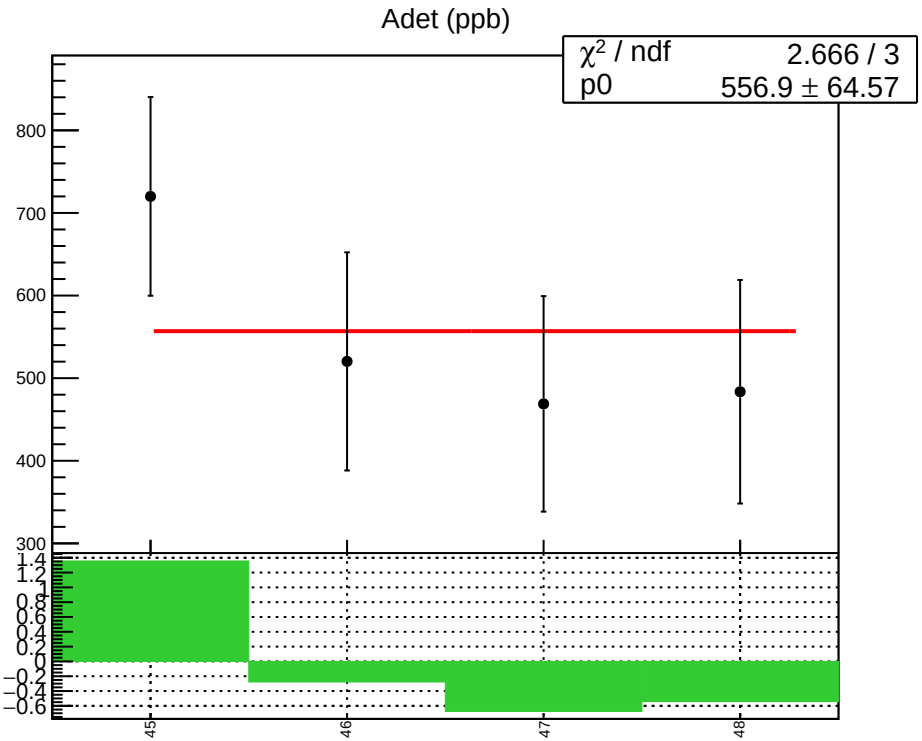
Adet (ppb)
χ² / ndf 2.666 / 3
p0 556.9 ± 64.57
800
700
600
500
400
300
1.4
1.2
1
0.8
0.6
0.4
0.2
0
−0.2
−0.4
−0.6
45
46
47
48

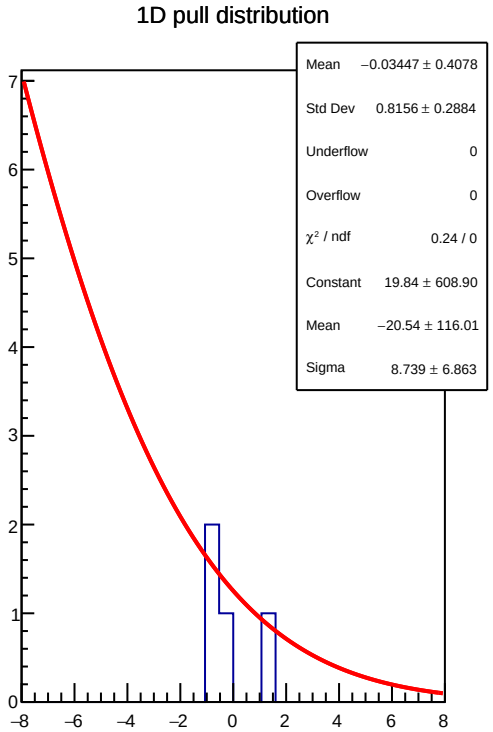
1D pull distribution
Mean −0.03447 ± 0.4078
Std Dev 0.8156 ± 0.2884
Underflow 0
Overflow 0
χ² / ndf 0.24 / 0
Constant 19.84 ± 608.90
Mean −20.54 ± 116.01
Sigma 8.739 ± 6.863
7
6
5
4
3
2
1
0
−8
−6
−4
−2
0
2
4
6
8

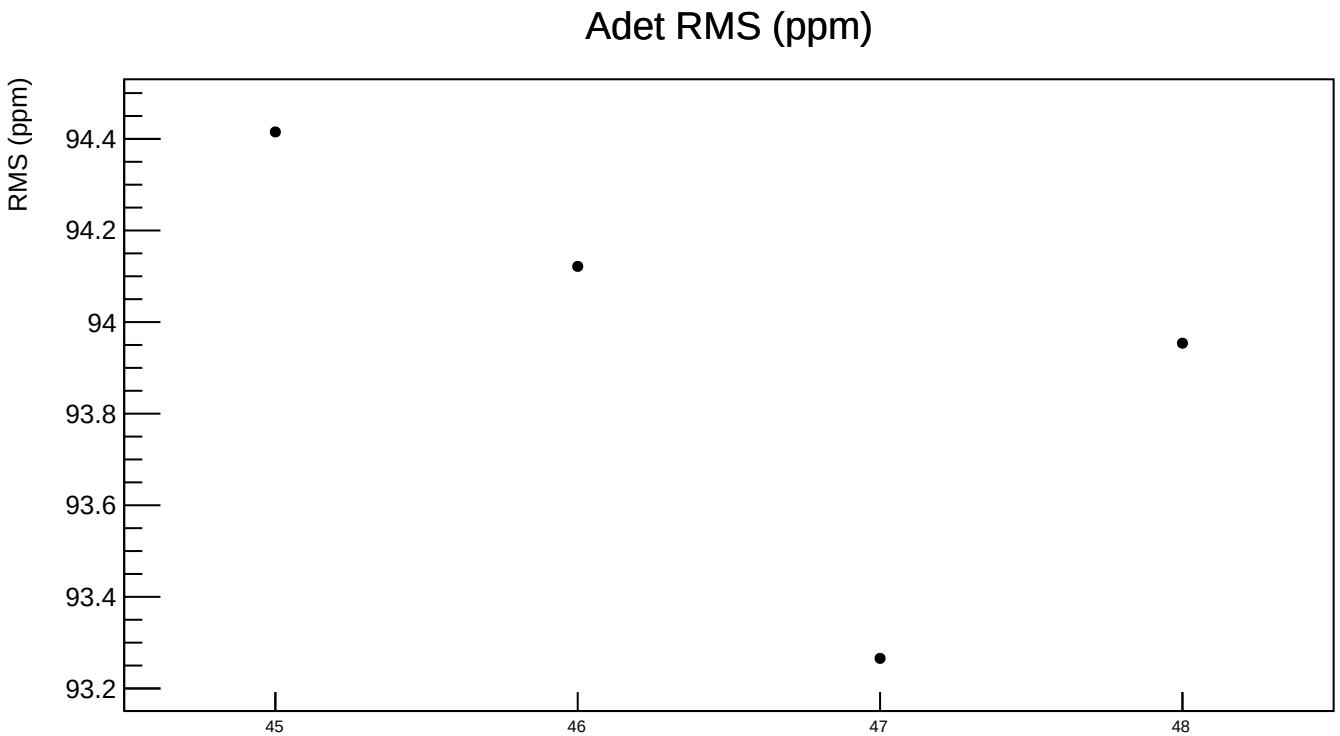
Adet RMS (ppm)
RMS (ppm)
94.4
94.2
94
93.8
93.6
93.4
93.2
45
46
47
48

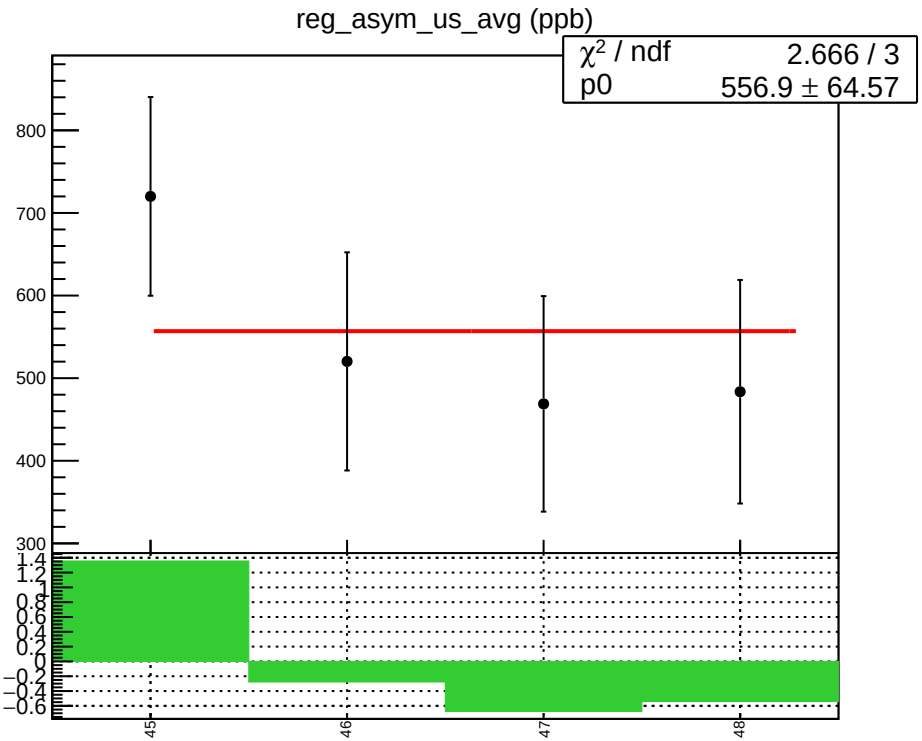
reg_asym_us_avg (ppb)
χ² / ndf 2.666 / 3
p0 556.9 ± 64.57
800
700
600
500
400
300
1.4
1.2
1
0.8
0.6
0.4
0.2
0
−0.2
−0.4
−0.6
45
46
47
48

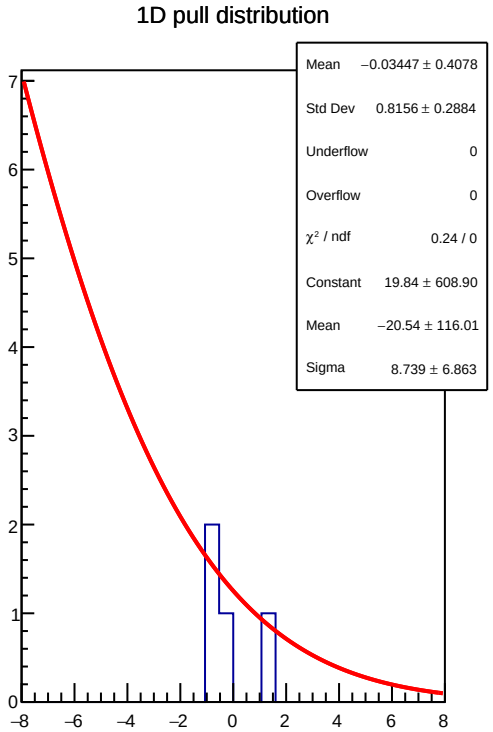
1D pull distribution
Mean −0.03447 ± 0.4078
Std Dev 0.8156 ± 0.2884
Underflow 0
Overflow 0
χ² / ndf 0.24 / 0
Constant 19.84 ± 608.90
Mean −20.54 ± 116.01
Sigma 8.739 ± 6.863
7
6
5
4
3
2
1
0
−8
−6
−4
−2
0
2
4
6
8

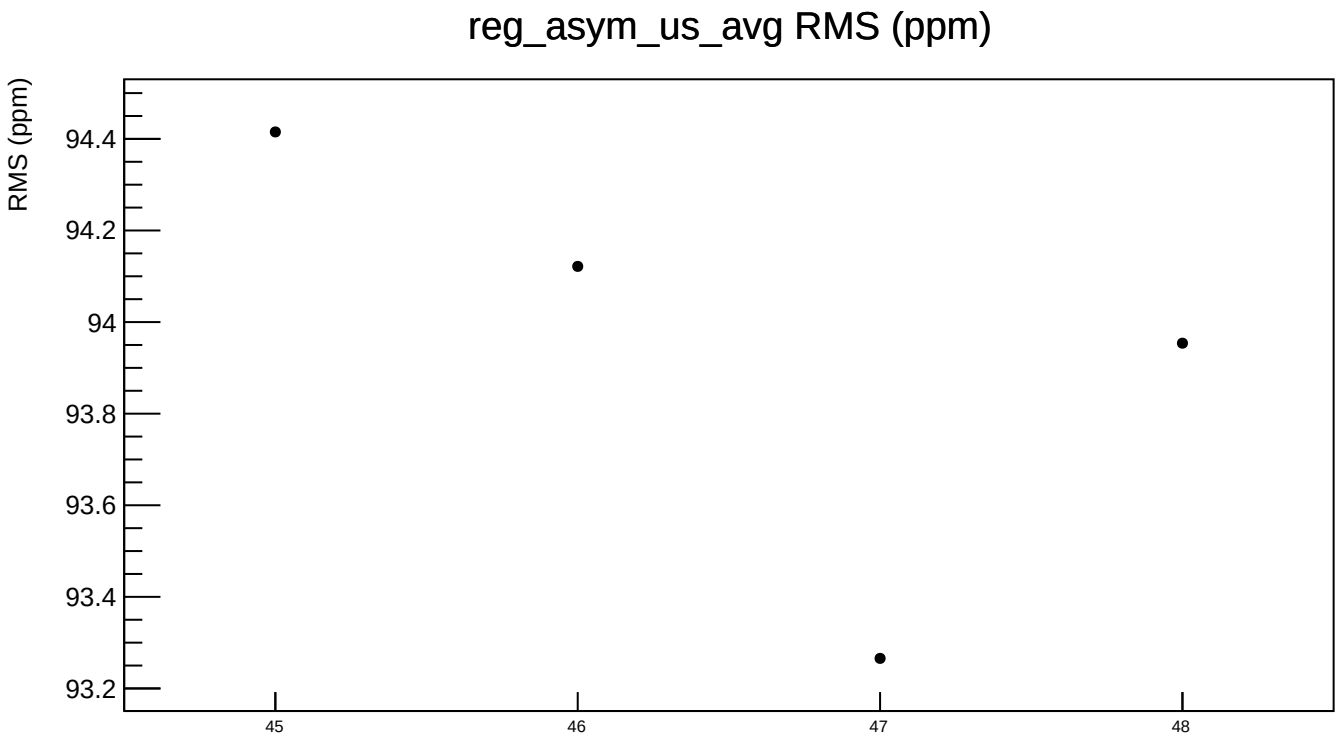
reg_asym_us_avg RMS (ppm)
RMS (ppm)
94.4
94.2
94
93.8
93.6
93.4
93.2
45
46
47
48

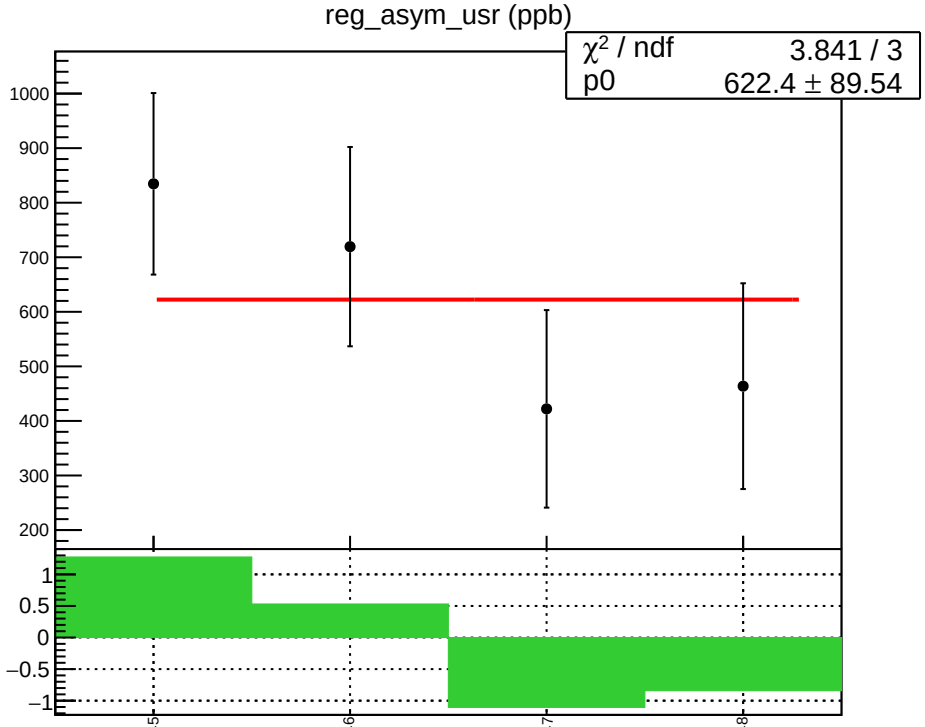
reg_asym_usr (ppb)
χ² / ndf 3.841 / 3
p0 622.4 ± 89.54
1000
900
800
700
600
500
400
300
200
1
0.5
0
−0.5
−1
45
46
47
48

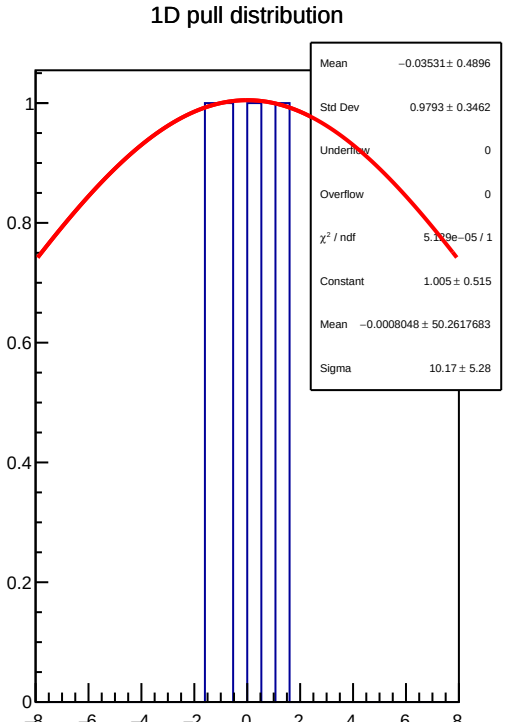
1D pull distribution
Mean −0.03531 ± 0.4896
Std Dev 0.9793 ± 0.3462
Underflow 0
Overflow 0
χ² / ndf 5.179e−05 / 1
Constant 1.005 ± 0.515
Mean −0.0008048 ± 50.2617683
Sigma 10.17 ± 5.28
1
0.8
0.6
0.4
0.2
0
−8
−6
−4
−2
0
2
4
6
8

reg_asym_usr RMS (ppm)

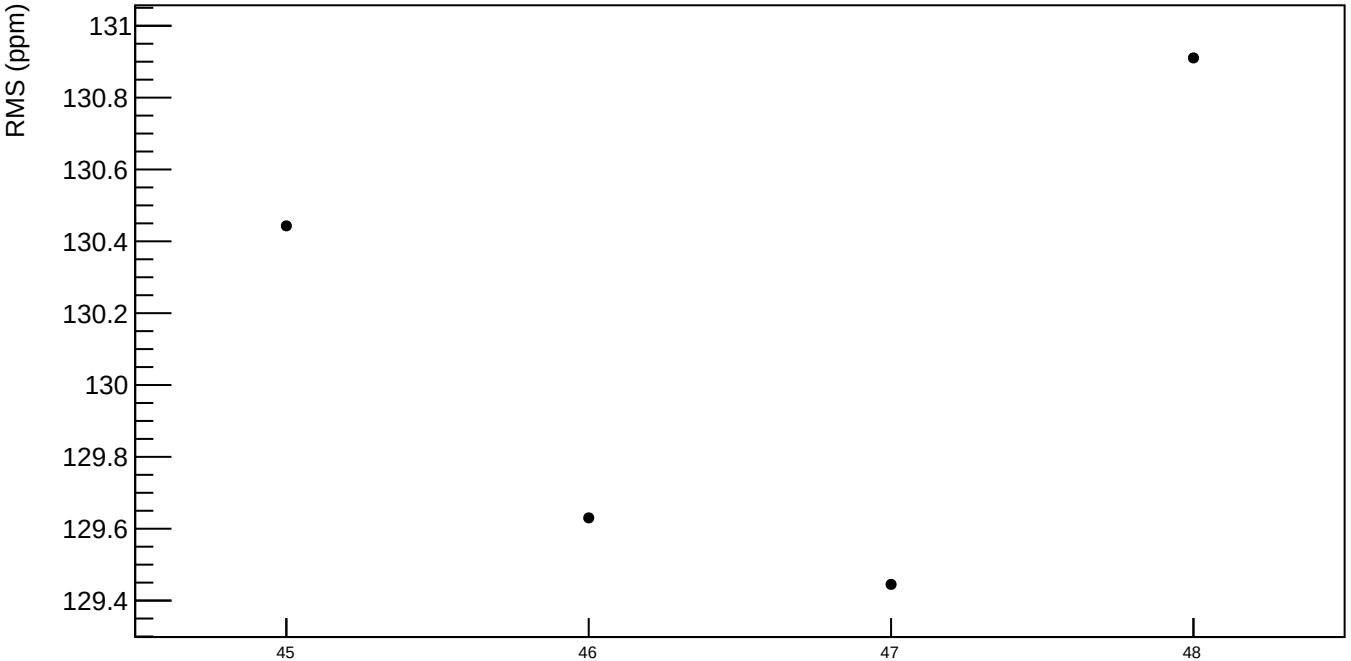

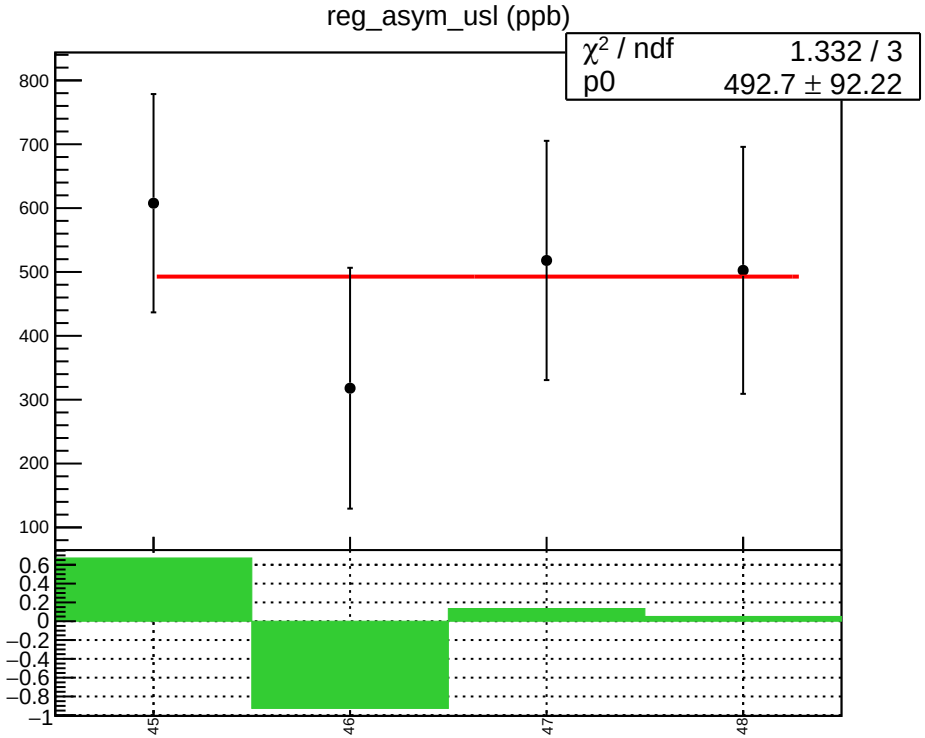
reg_asym_usl (ppb)
χ² / ndf 1.332 / 3
p0 492.7 ± 92.22
800
700
600
500
400
300
200
100
0.6
0.4
0.2
0
−0.2
−0.4
−0.6
−0.8
−1
45
46
47
48

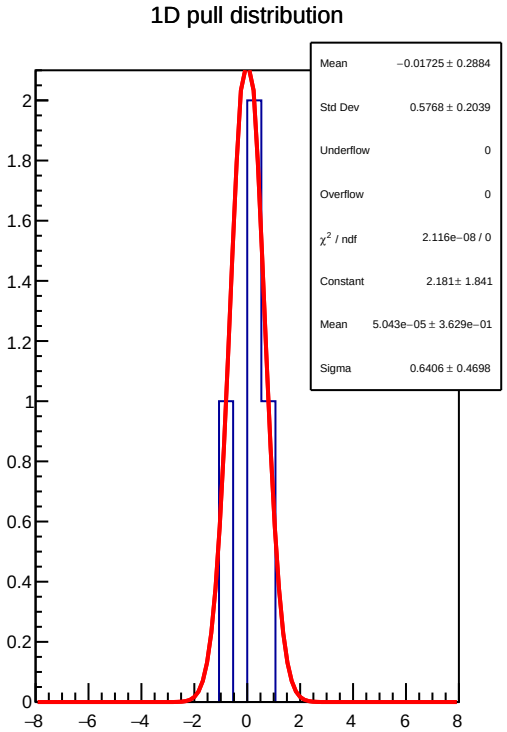
1D pull distribution
Mean −0.01725 ± 0.2884
Std Dev 0.5768 ± 0.2039
Underflow 0
Overflow 0
χ² / ndf 2.116e−08 / 0
Constant 2.181 ± 1.841
Mean 5.043e−05 ± 3.629e−01
Sigma 0.6406 ± 0.4698
2
1.8
1.6
1.4
1.2
1
0.8
0.6
0.4
0.2
0
−8
−6
−4
−2
0
2
4
6
8

reg_asym_usl RMS (ppm)

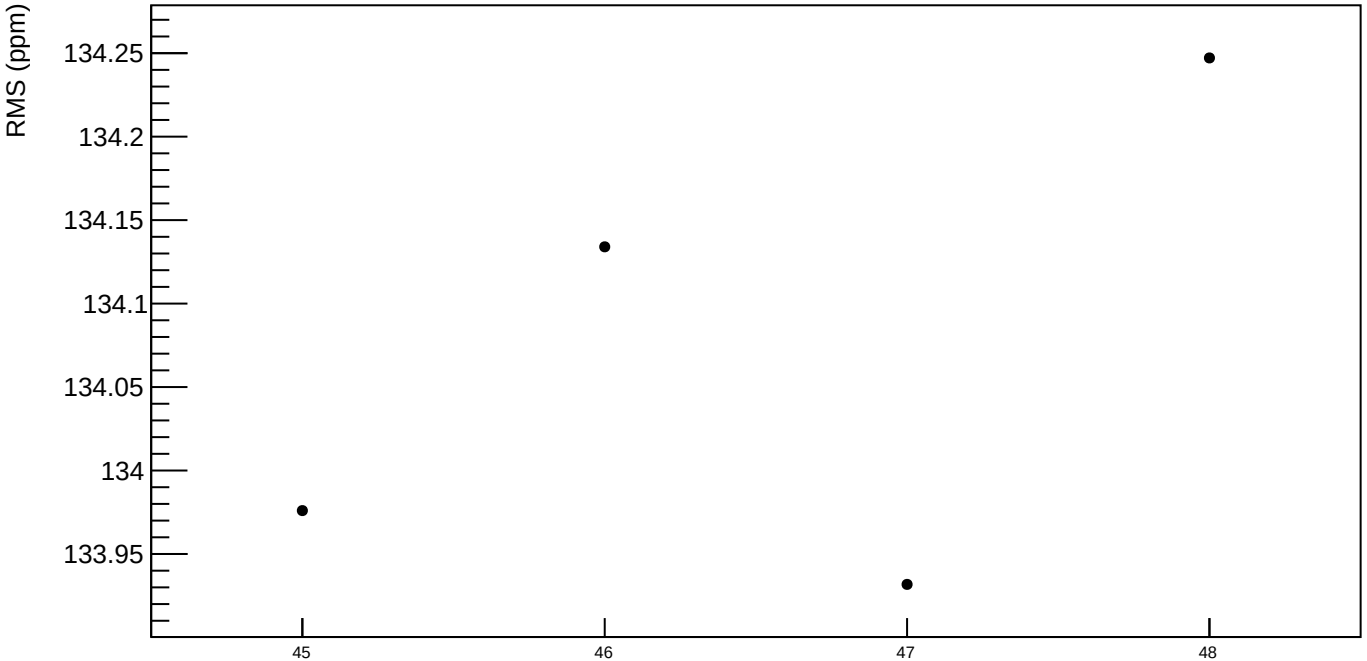

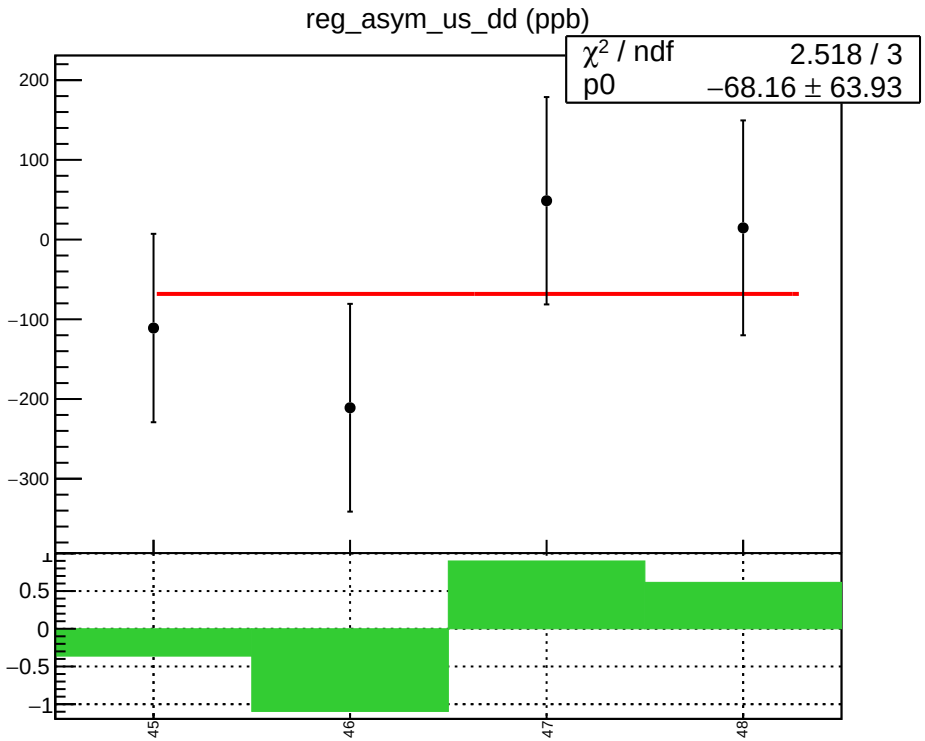
reg_asym_us_dd (ppb)
χ² / ndf 2.518 / 3
p0 −68.16 ± 63.93
200
100
0
−100
−200
−300
0.5
0
−0.5
−1
45
46
47
48

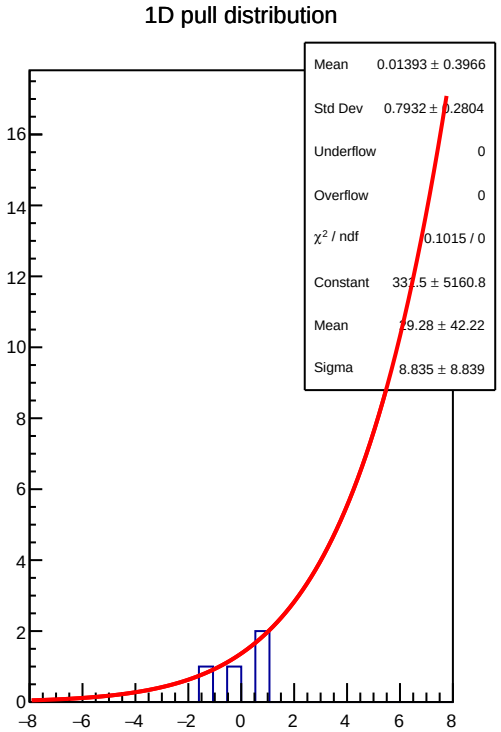
1D pull distribution
Mean 0.01393 ± 0.3966
Std Dev 0.7932 ± 0.2804
Underflow 0
Overflow 0
χ² / ndf 0.1015 / 0
Constant 331.5 ± 5160.8
Mean 29.28 ± 42.22
Sigma 8.835 ± 8.839
16
14
12
10
8
6
4
2
0
−8
−6
−4
−2
0
2
4
6
8

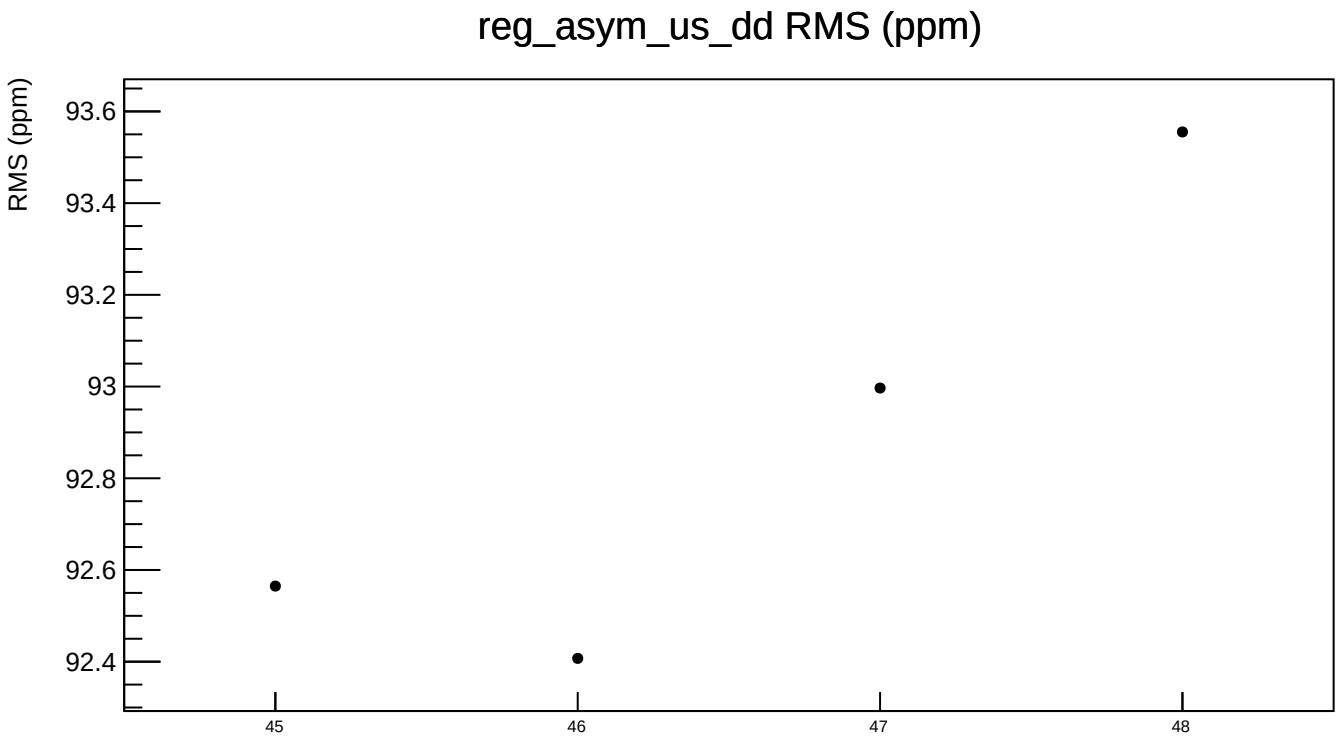
reg_asym_us_dd RMS (ppm)
RMS (ppm)
93.6
93.4
93.2
93
92.8
92.6
92.4
45
46
47
48

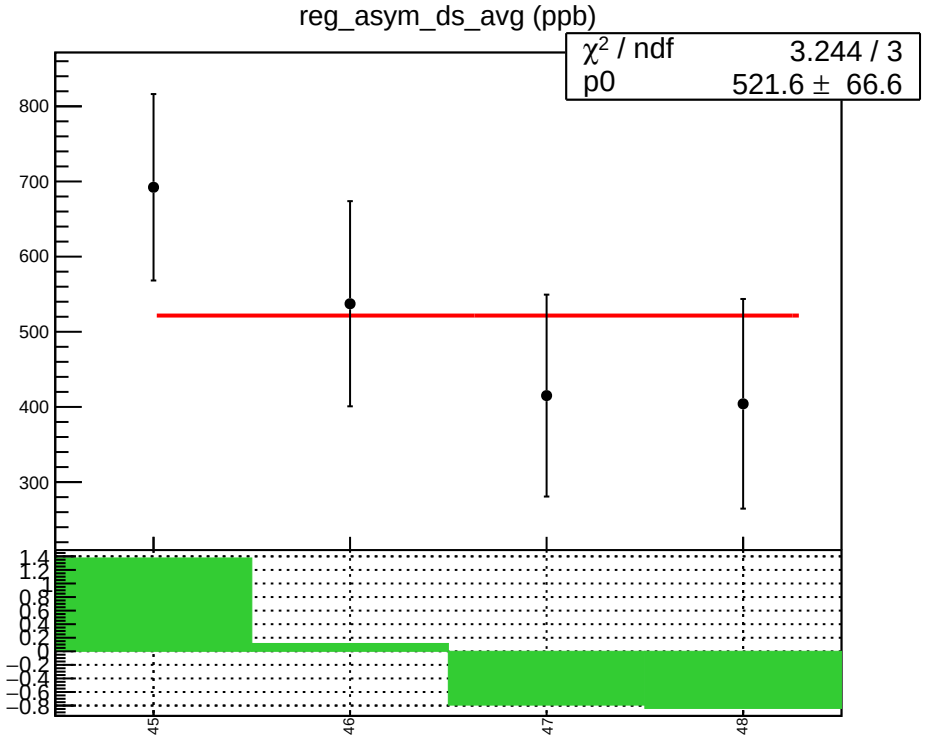
reg_asym_ds_avg (ppb)
χ² / ndf 3.244 / 3
p0 521.6 ± 66.6
800
700
600
500
400
300
1.4
1.2
1
0.8
0.6
0.4
0.2
0
−0.2
−0.4
−0.6
−0.8
45
46
47
48

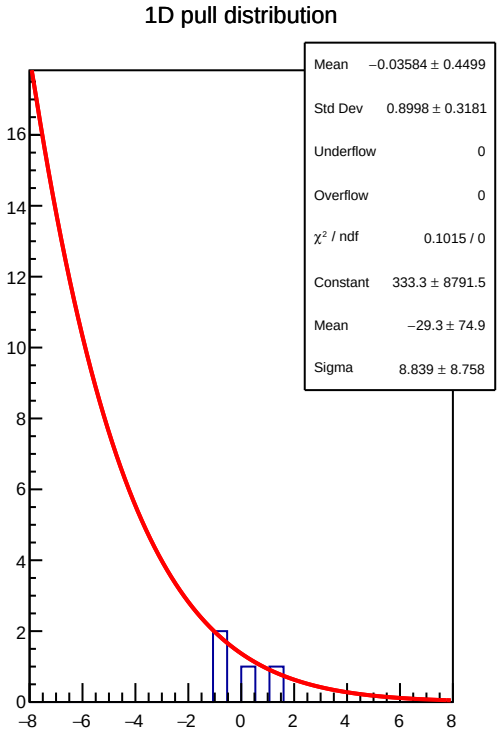
1D pull distribution
Mean −0.03584 ± 0.4499
Std Dev 0.8998 ± 0.3181
Underflow 0
Overflow 0
χ² / ndf 0.1015 / 0
Constant 333.3 ± 8791.5
Mean −29.3 ± 74.9
Sigma 8.839 ± 8.758
16
14
12
10
8
6
4
2
0
−8
−6
−4
−2
0
2
4
6
8

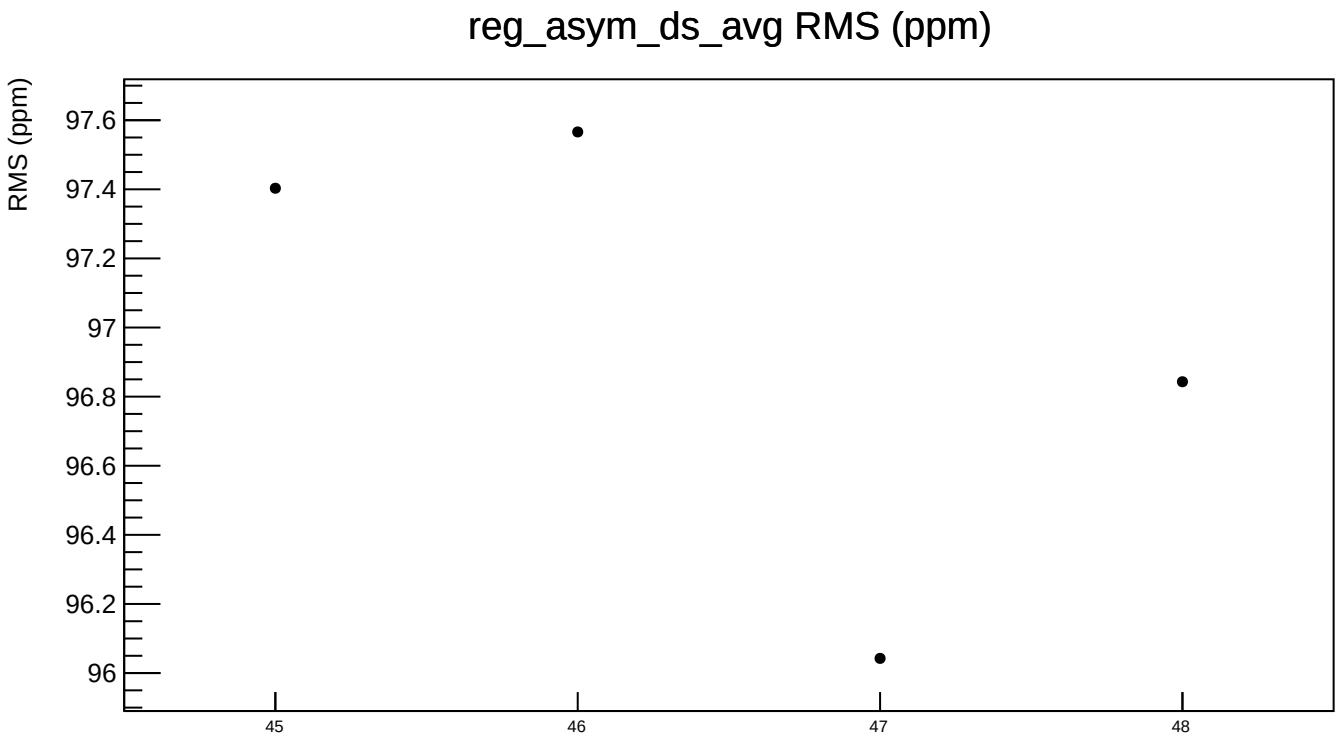
reg_asym_ds_avg RMS (ppm)
RMS (ppm)
97.6
97.4
97.2
97
96.8
96.6
96.4
96.2
96
45
46
47
48

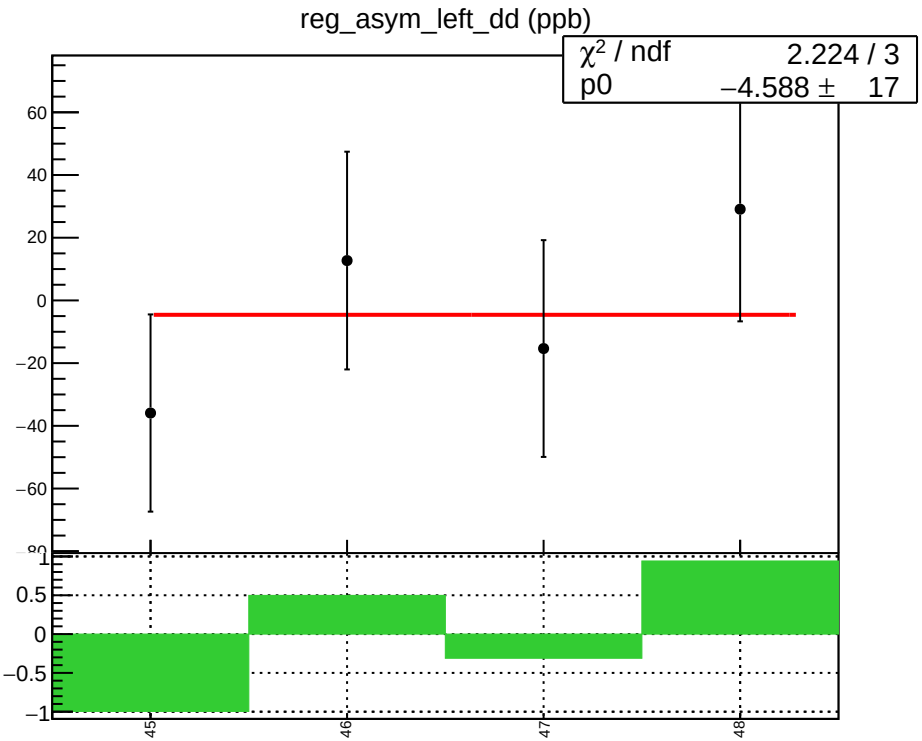
reg_asym_left_dd (ppb)
χ² / ndf 2.224 / 3
p0 −4.588 ± 17
60
40
20
0
−20
−40
−60
1
0.5
0
−0.5
−1
45
46
47
48

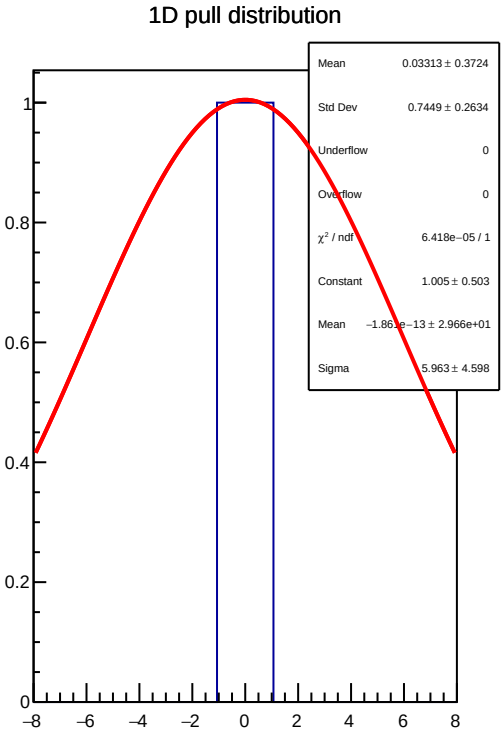
1D pull distribution
Mean 0.03313 ± 0.3724
Std Dev 0.7449 ± 0.2634
Underflow 0
Overflow 0
χ² / ndf 6.418e−05 / 1
Constant 1.005 ± 0.503
Mean −1.861e−13 ± 2.966e+01
Sigma 5.963 ± 4.598
1
0.8
0.6
0.4
0.2
0
−8
−6
−4
−2
0
2
4
6
8

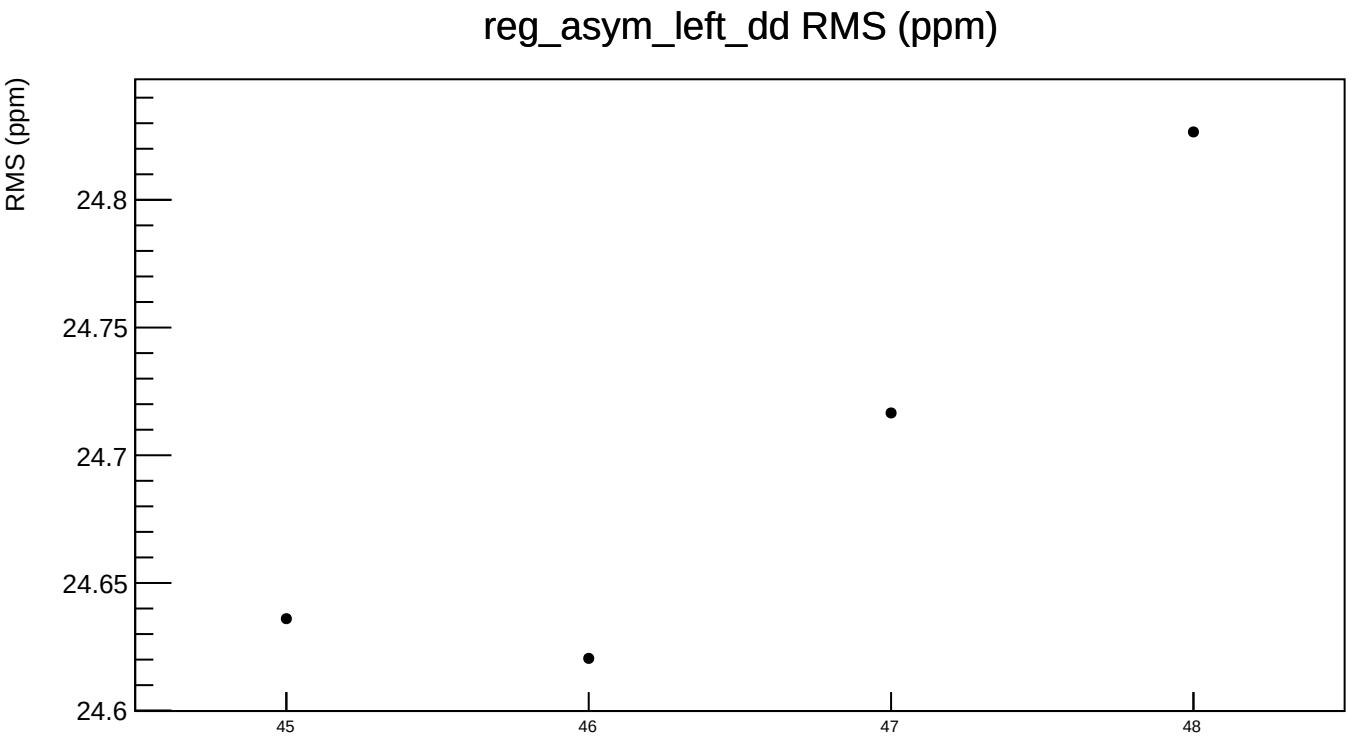
reg_asym_left_dd RMS (ppm)
RMS (ppm)
24.8
24.75
24.7
24.65
24.6
45
46
47
48

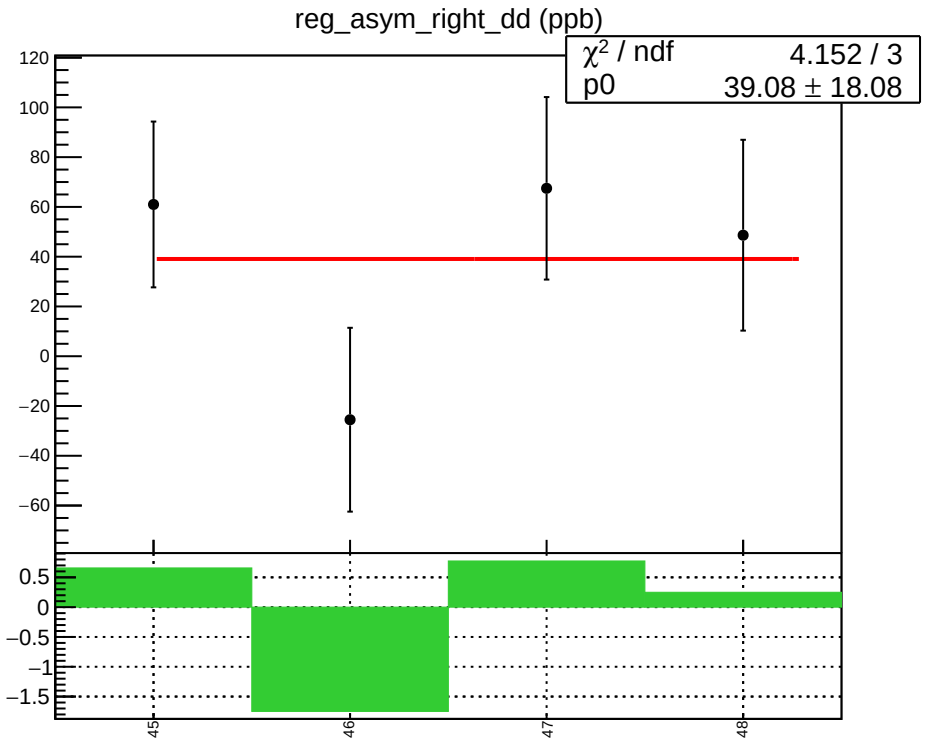
reg_asym_right_dd (ppb)
χ² / ndf 4.152 / 3
p0 39.08 ± 18.08
120
100
80
60
40
20
0
−20
−40
−60
0.5
0
−0.5
−1
−1.5
45
46
47
48

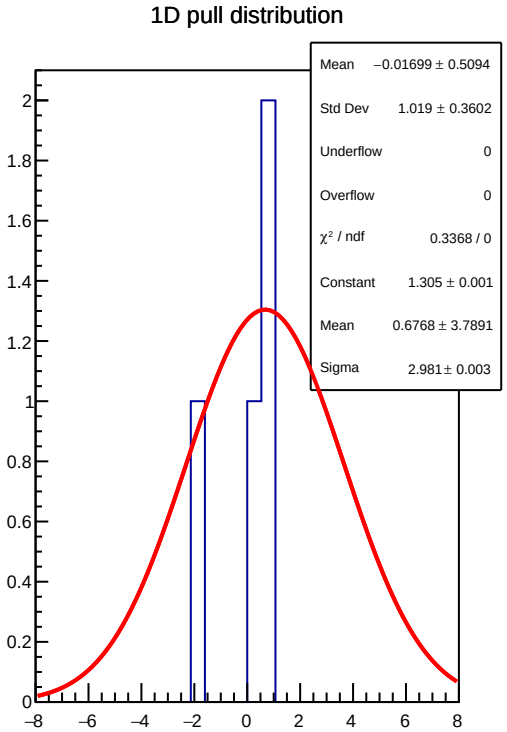
1D pull distribution
Mean −0.01699 ± 0.5094
Std Dev 1.019 ± 0.3602
Underflow 0
Overflow 0
χ² / ndf 0.3368 / 0
Constant 1.305 ± 0.001
Mean 0.6768 ± 3.7891
Sigma 2.981 ± 0.003
2
1.8
1.6
1.4
1.2
1
0.8
0.6
0.4
0.2
0
−8
−6
−4
−2
0
2
4
6
8

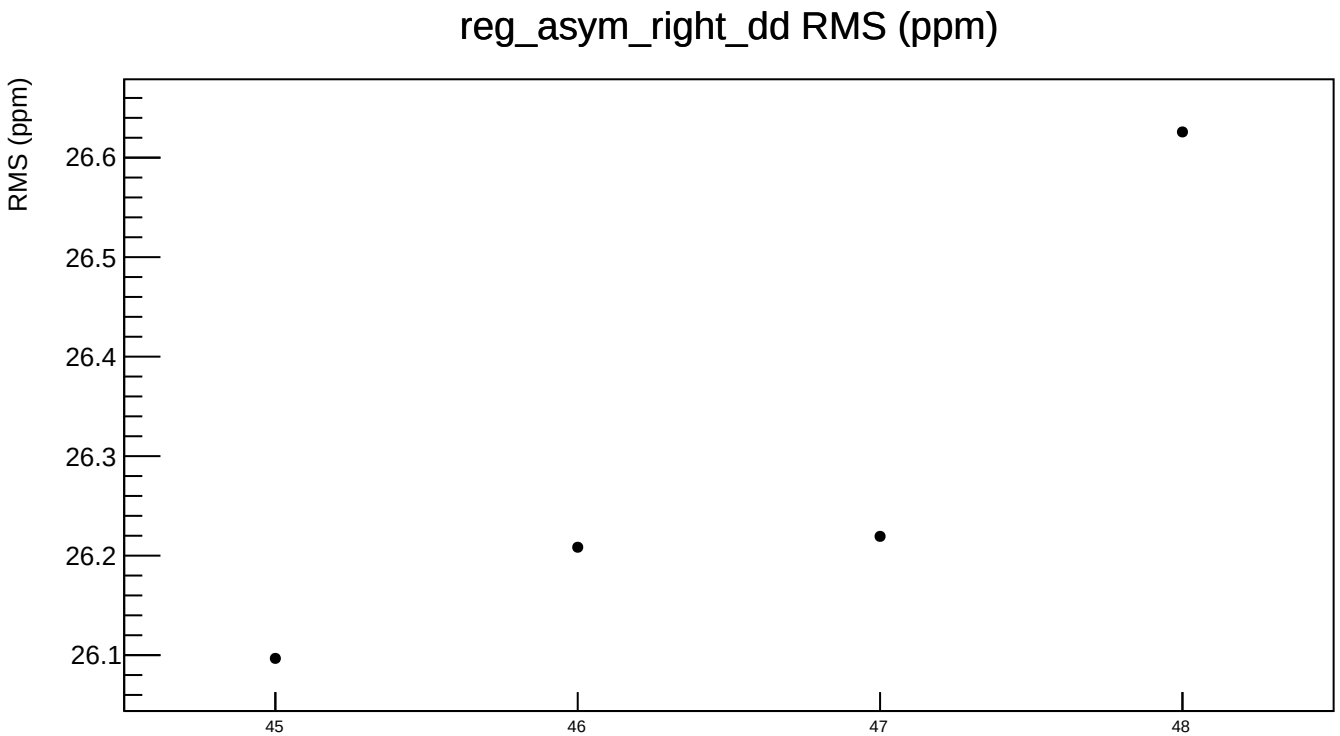
reg_asym_right_dd RMS (ppm)
RMS (ppm)
26.6
26.5
26.4
26.3
26.2
26.1
45
46
47
48