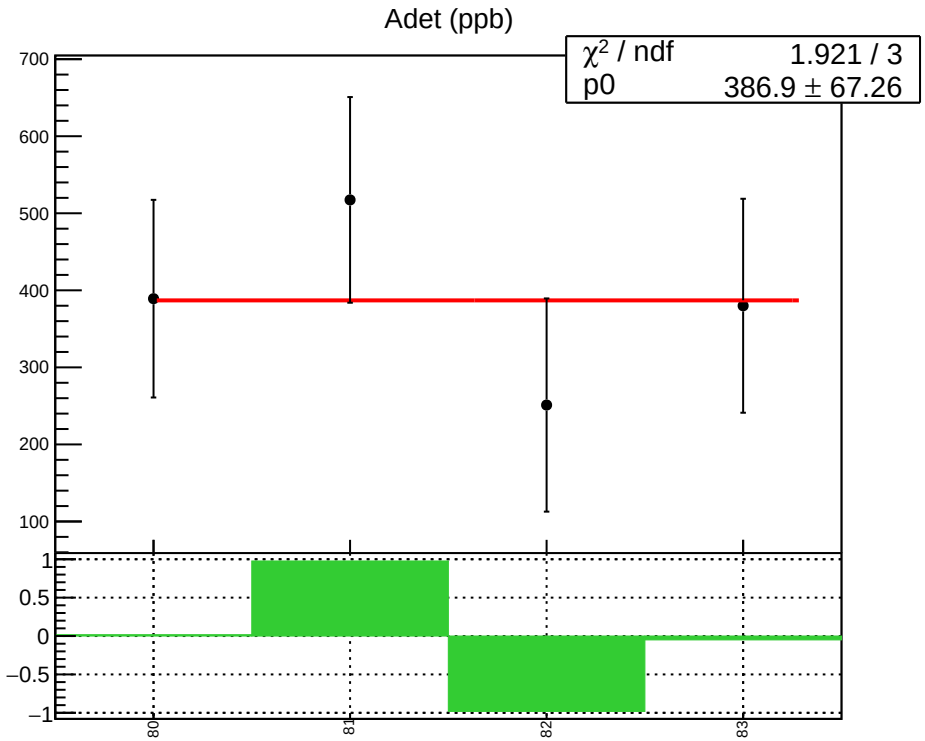
Adet (ppb)
χ² / ndf 1.921 / 3
p0 386.9 ± 67.26
700
600
500
400
300
200
100
1
0.5
0
−0.5
−1
80
81
82
83

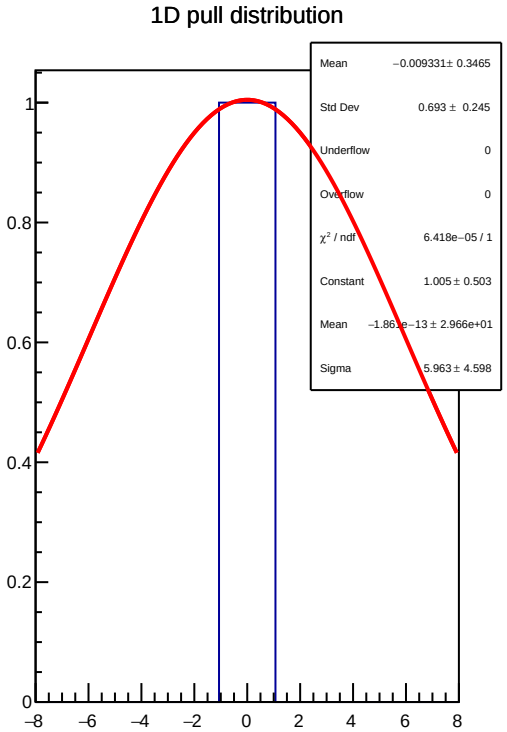
1D pull distribution
Mean −0.009331 ± 0.3465
Std Dev 0.693 ± 0.245
Underflow 0
Overflow 0
χ² / ndf 6.418e−05 / 1
Constant 1.005 ± 0.503
Mean −1.861e−13 ± 2.966e+01
Sigma 5.963 ± 4.598
1
0.8
0.6
0.4
0.2
0
−8
−6
−4
−2
0
2
4
6
8

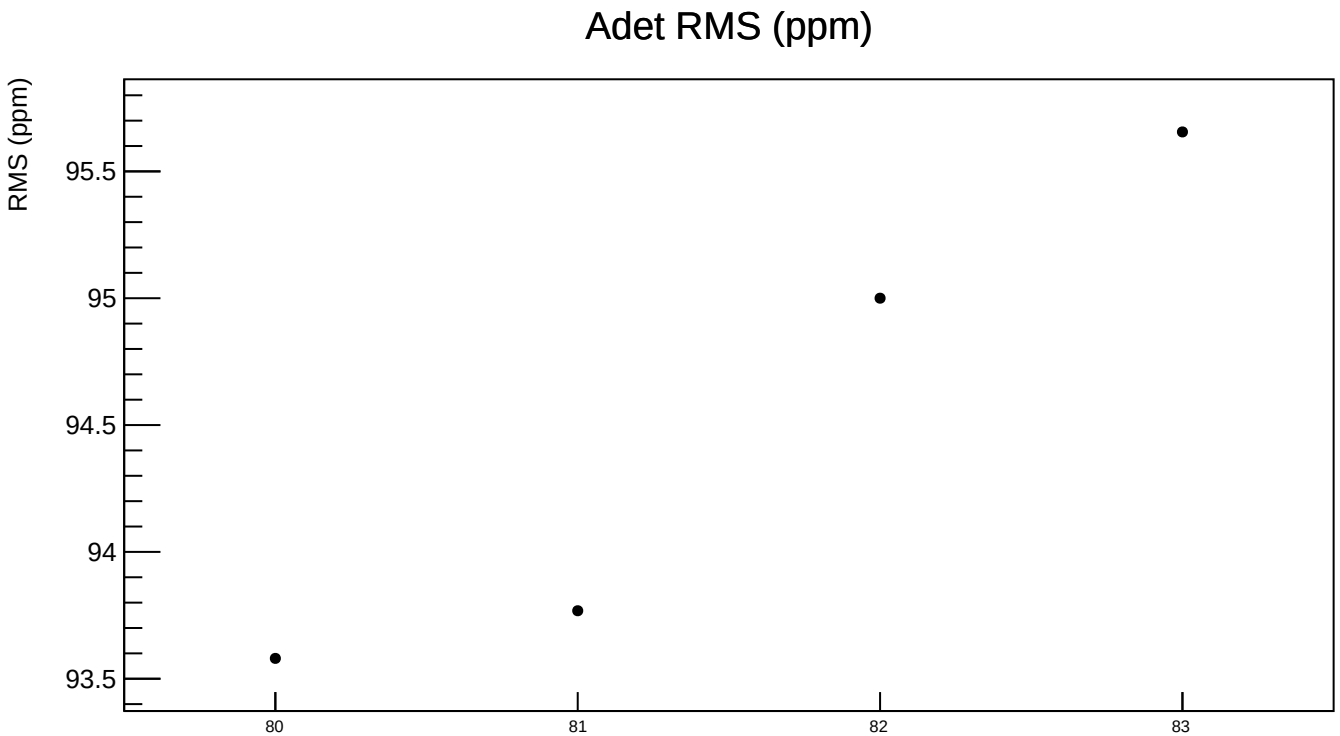
Adet RMS (ppm)
RMS (ppm)
95.5
95
94.5
94
93.5
80
81
82
83

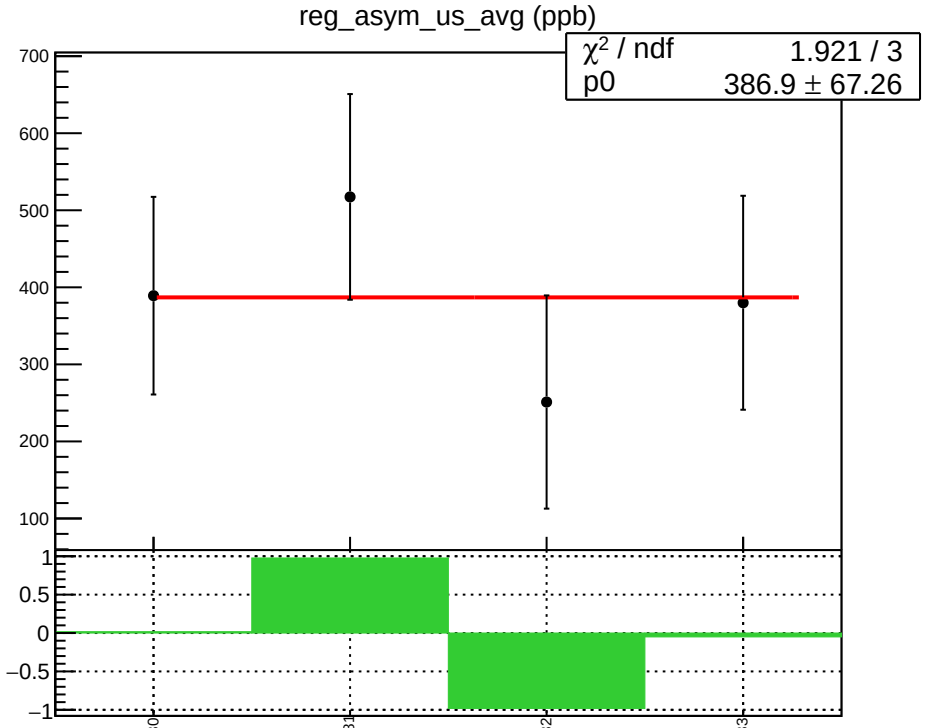
reg_asym_us_avg (ppb)
χ² / ndf 1.921 / 3
p0 386.9 ± 67.26
700
600
500
400
300
200
100
1
0.5
0
−0.5
−1
80
81
82
83

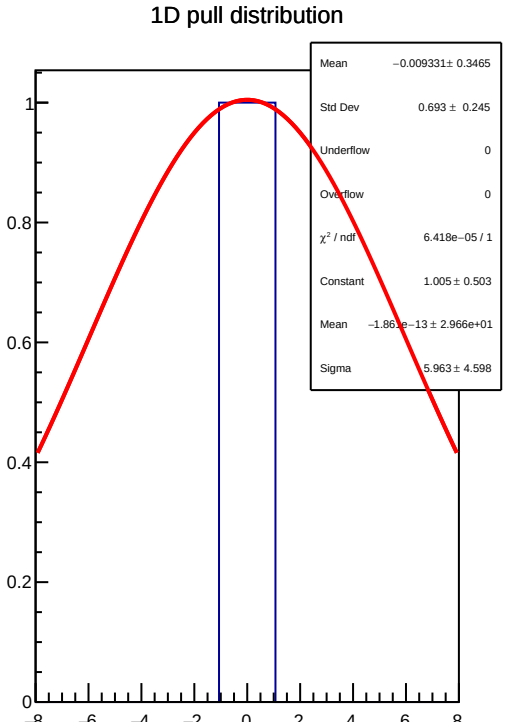
1D pull distribution
Mean −0.009331 ± 0.3465
Std Dev 0.693 ± 0.245
Underflow 0
Overflow 0
χ² / ndf 6.418e−05 / 1
Constant 1.005 ± 0.503
Mean −1.861e−13 ± 2.966e+01
Sigma 5.963 ± 4.598
1
0.8
0.6
0.4
0.2
0
−8
−6
−4
−2
0
2
4
6
8

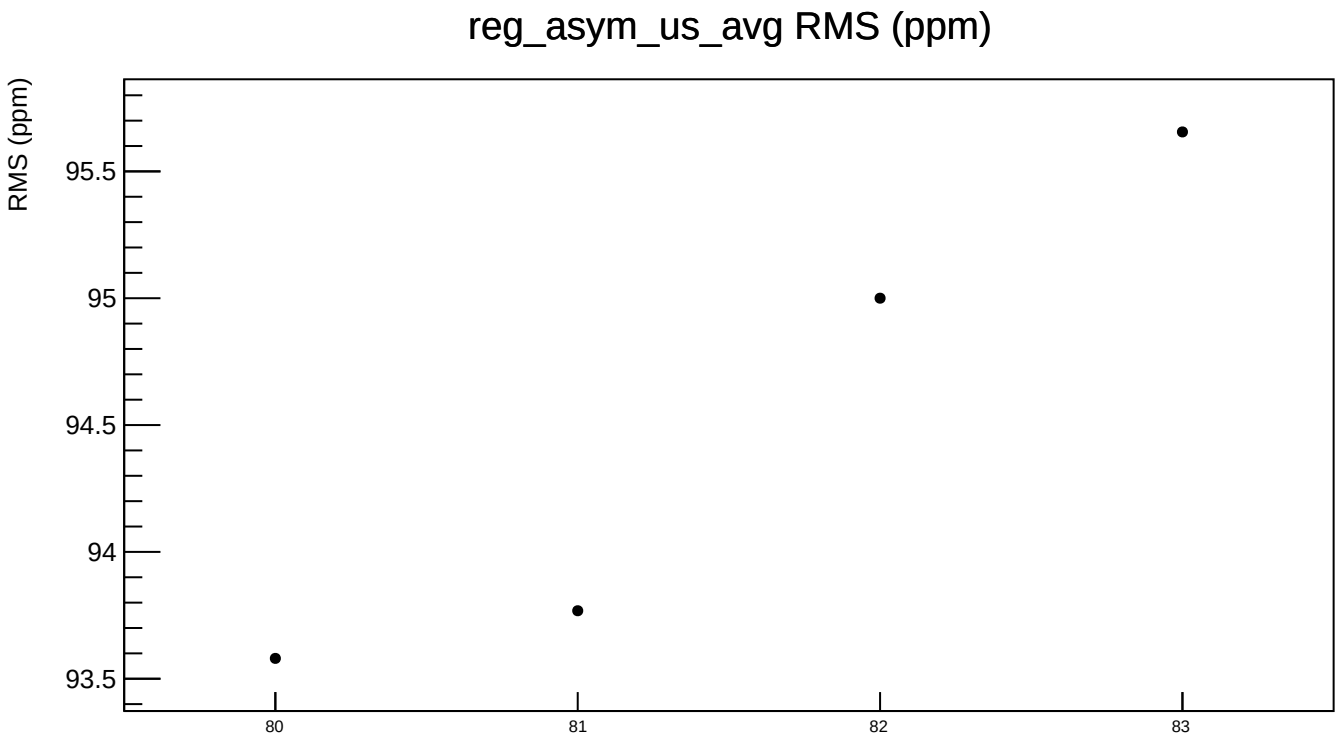
reg_asym_us_avg RMS (ppm)
RMS (ppm)
95.5
95
94.5
94
93.5
80
81
82
83

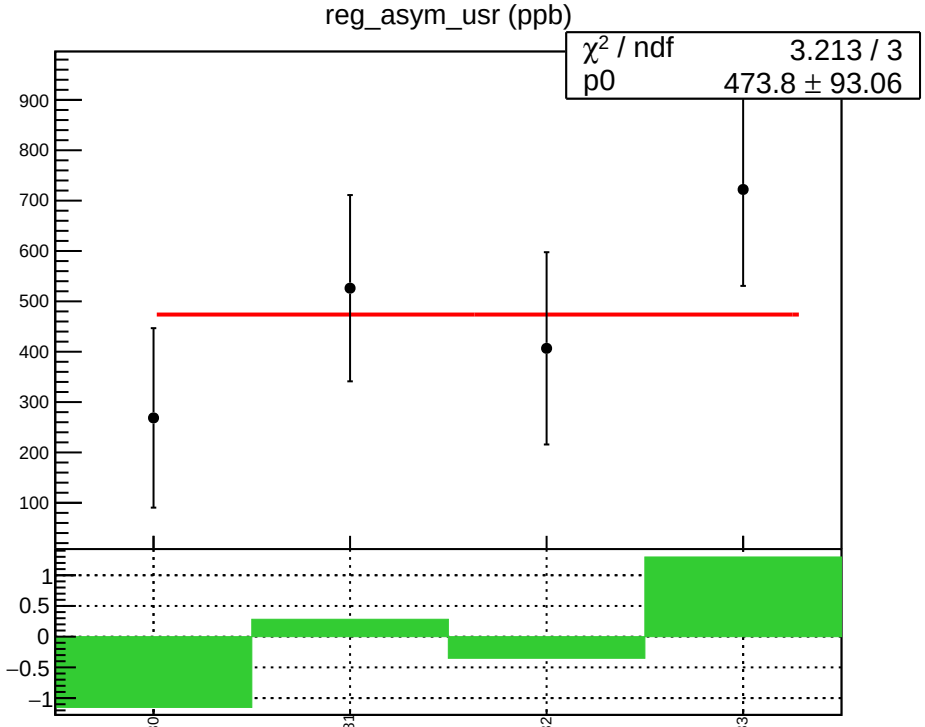
reg_asym_usr (ppb)
χ² / ndf 3.213 / 3
p0 473.8 ± 93.06
900
800
700
600
500
400
300
200
100
1
0.5
0
−0.5
−1
80
81
82
83

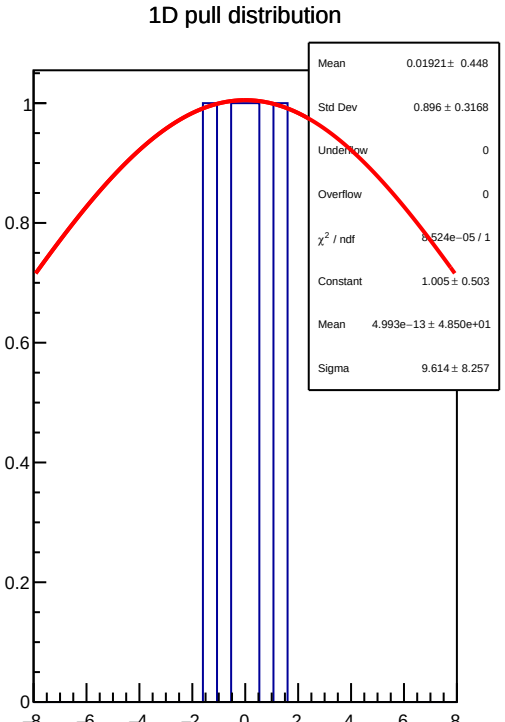
1D pull distribution
Mean 0.01921 ± 0.448
Std Dev 0.896 ± 0.3168
Underflow 0
Overflow 0
χ² / ndf 8.524e−05 / 1
Constant 1.005 ± 0.503
Mean 4.993e−13 ± 4.850e+01
Sigma 9.614 ± 8.257
1
0.8
0.6
0.4
0.2
0
−8
−6
−4
−2
0
2
4
6
8

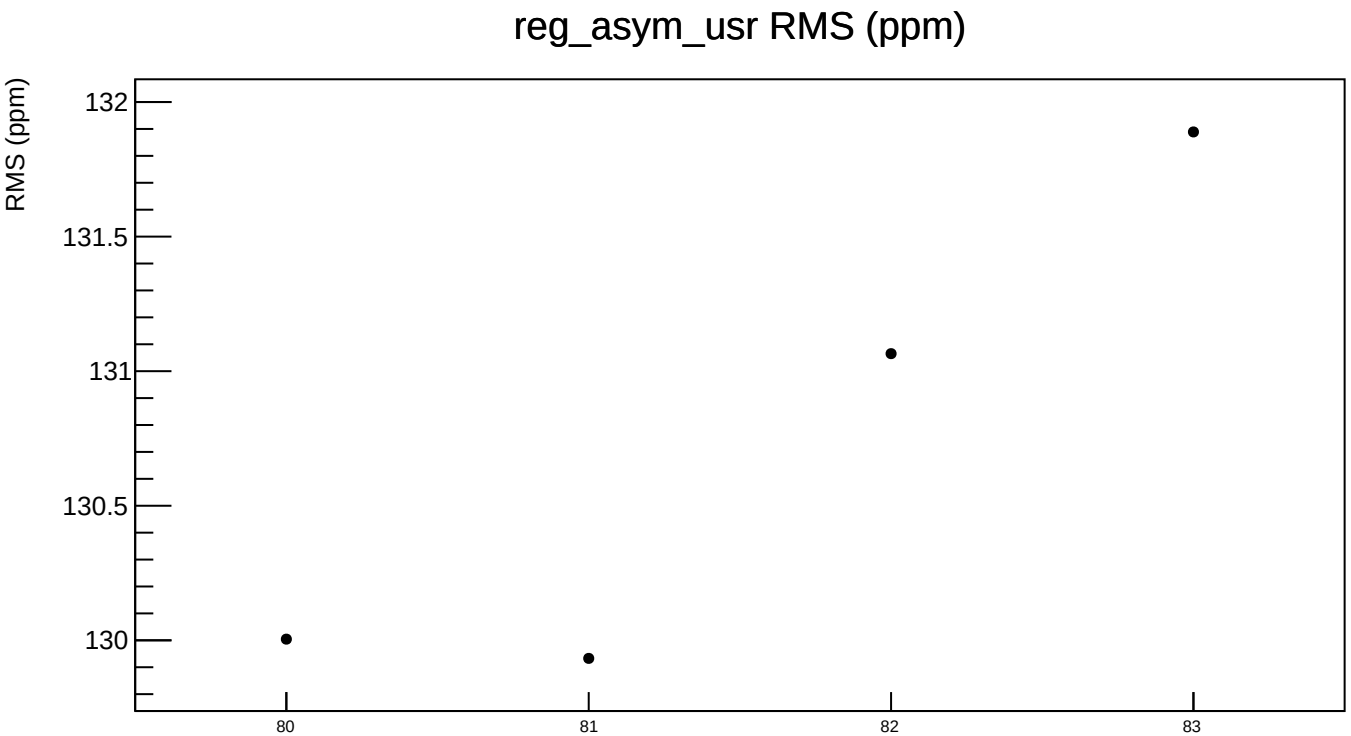
reg_asym_usr RMS (ppm)
RMS (ppm)
132
131.5
131
130.5
130
80
81
82
83

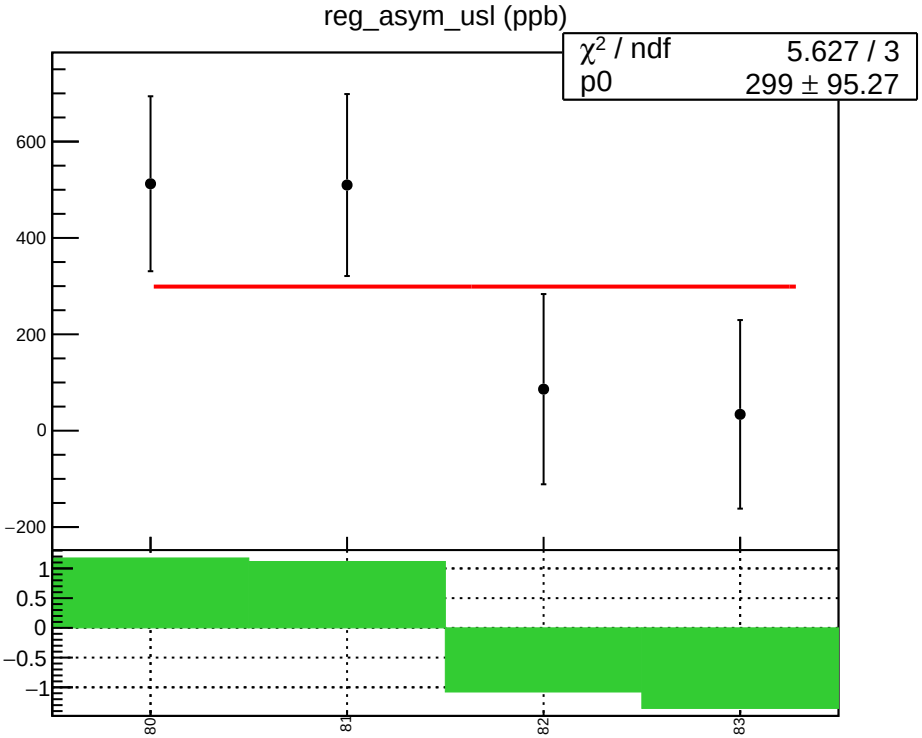
reg_asym_usl (ppb)
χ² / ndf 5.627 / 3
p0 299 ± 95.27
600
400
200
0
−200
1
0.5
0
−0.5
−1
80
81
82
83

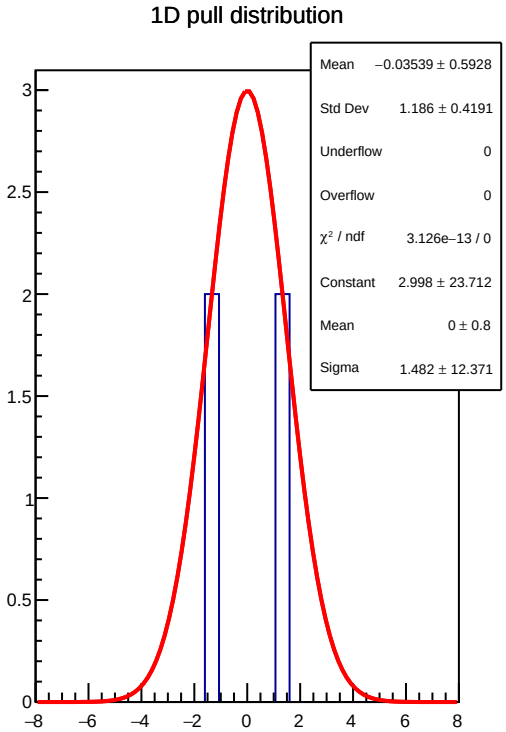
1D pull distribution
Mean −0.03539 ± 0.5928
Std Dev 1.186 ± 0.4191
Underflow 0
Overflow 0
χ² / ndf 3.126e−13 / 0
Constant 2.998 ± 23.712
Mean 0 ± 0.8
Sigma 1.482 ± 12.371
3
2.5
2
1.5
1
0.5
0
−8
−6
−4
−2
0
2
4
6
8

reg_asym_usl RMS (ppm)

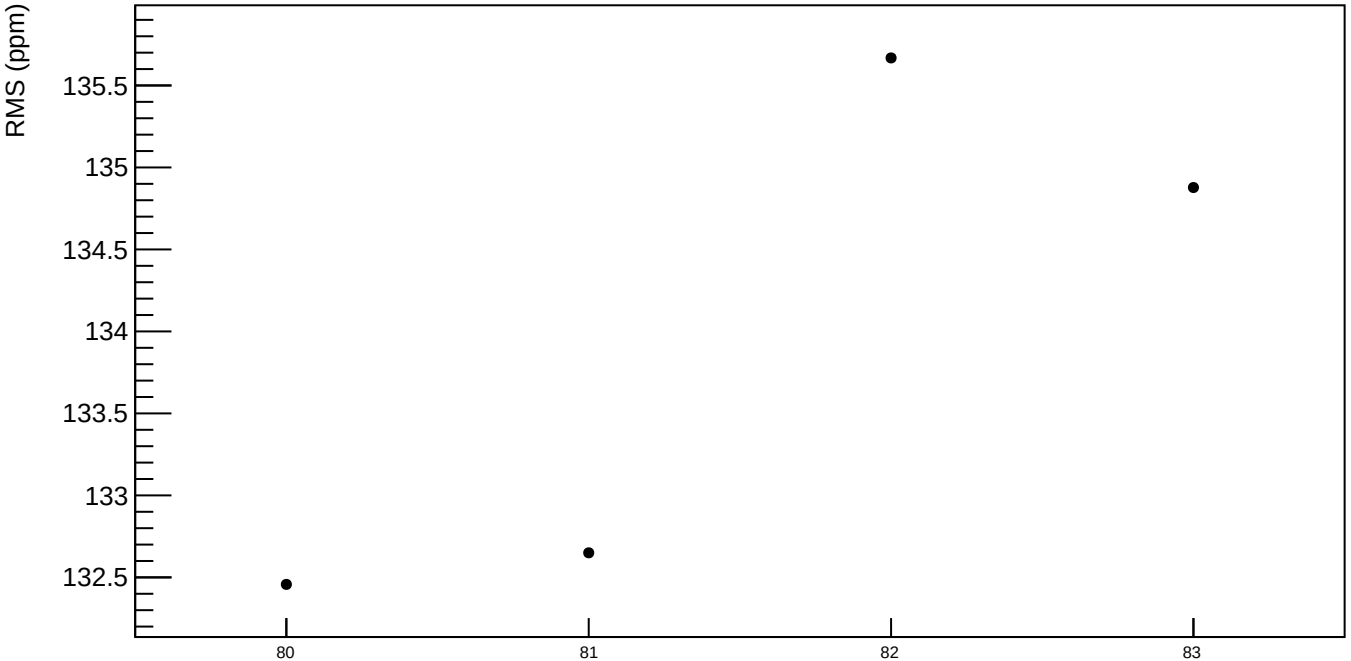

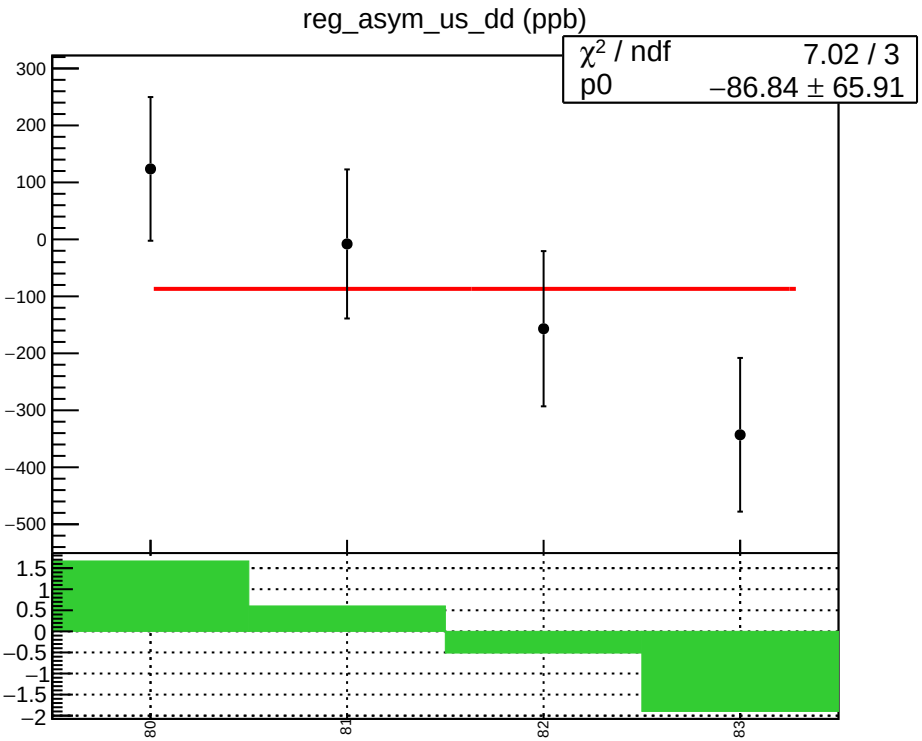
reg_asym_us_dd (ppb)
χ² / ndf 7.02 / 3
p0 −86.84 ± 65.91
300
200
100
0
−100
−200
−300
−400
−500
1.5
1
0.5
0
−0.5
−1
−1.5
−2
80
81
82
83

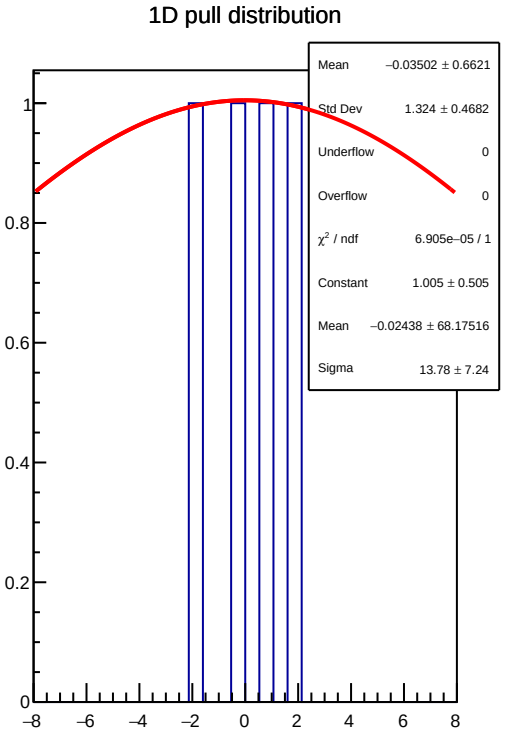
1D pull distribution
Mean −0.03502 ± 0.6621
Std Dev 1.324 ± 0.4682
Underflow 0
Overflow 0
χ² / ndf 6.905e−05 / 1
Constant 1.005 ± 0.505
Mean −0.02438 ± 68.17516
Sigma 13.78 ± 7.24
1
0.8
0.6
0.4
0.2
0
−8
−6
−4
−2
0
2
4
6
8

reg_asym_us_dd RMS (ppm)

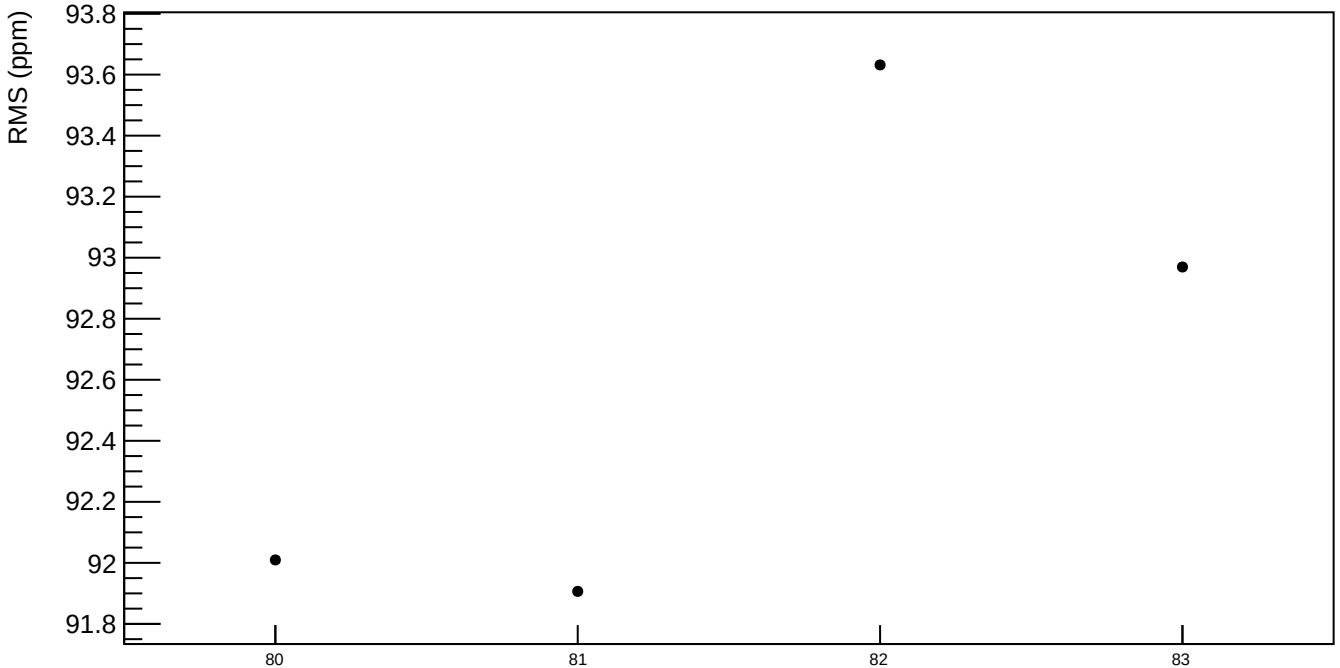

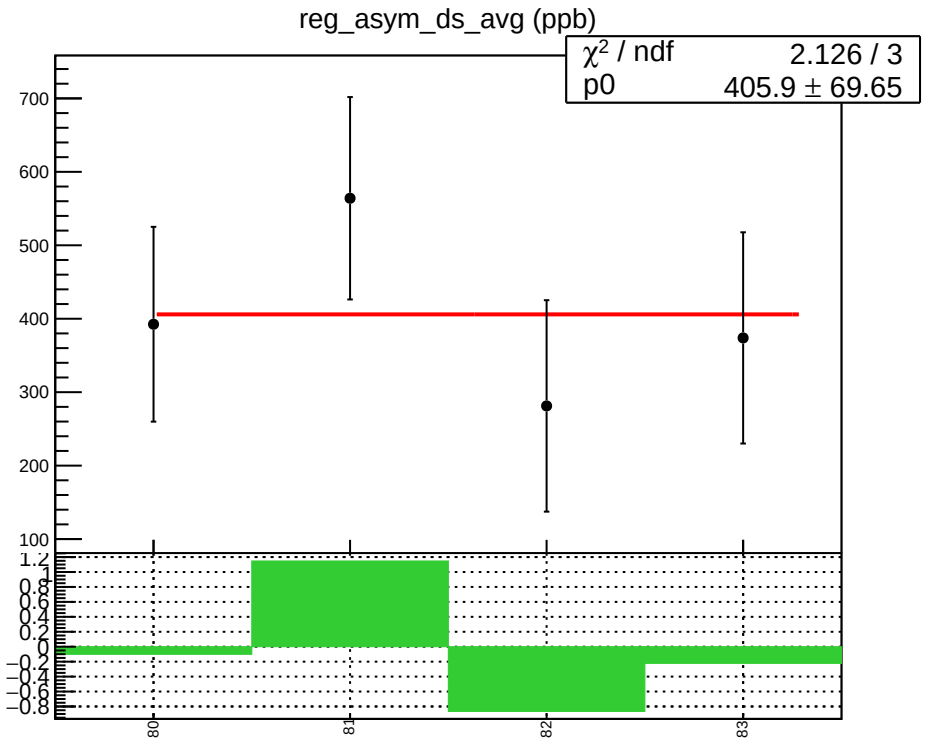
reg_asym_ds_avg (ppb)
χ² / ndf 2.126 / 3
p0 405.9 ± 69.65
700
600
500
400
300
200
100
1.2
1
0.8
0.6
0.4
0.2
0
−0.2
−0.4
−0.6
−0.8
80
81
82
83

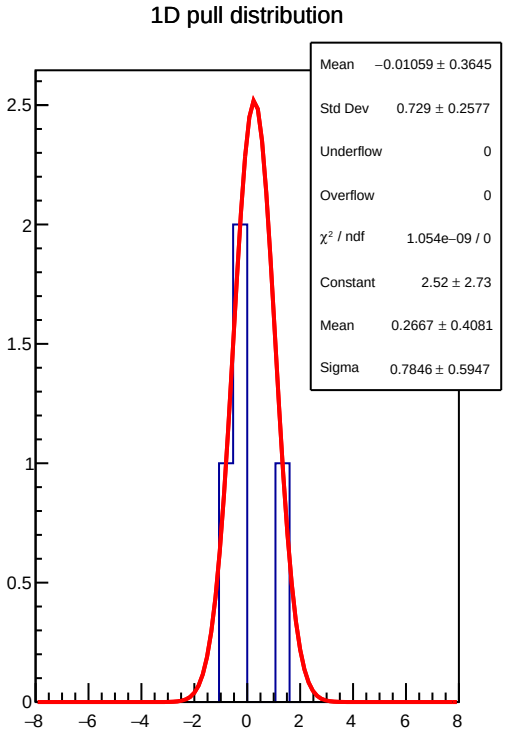
1D pull distribution
Mean −0.01059 ± 0.3645
Std Dev 0.729 ± 0.2577
Underflow 0
Overflow 0
χ² / ndf 1.054e−09 / 0
Constant 2.52 ± 2.73
Mean 0.2667 ± 0.4081
Sigma 0.7846 ± 0.5947
2.5
2
1.5
1
0.5
0
−8
−6
−4
−2
0
2
4
6
8

reg_asym_ds_avg RMS (ppm)

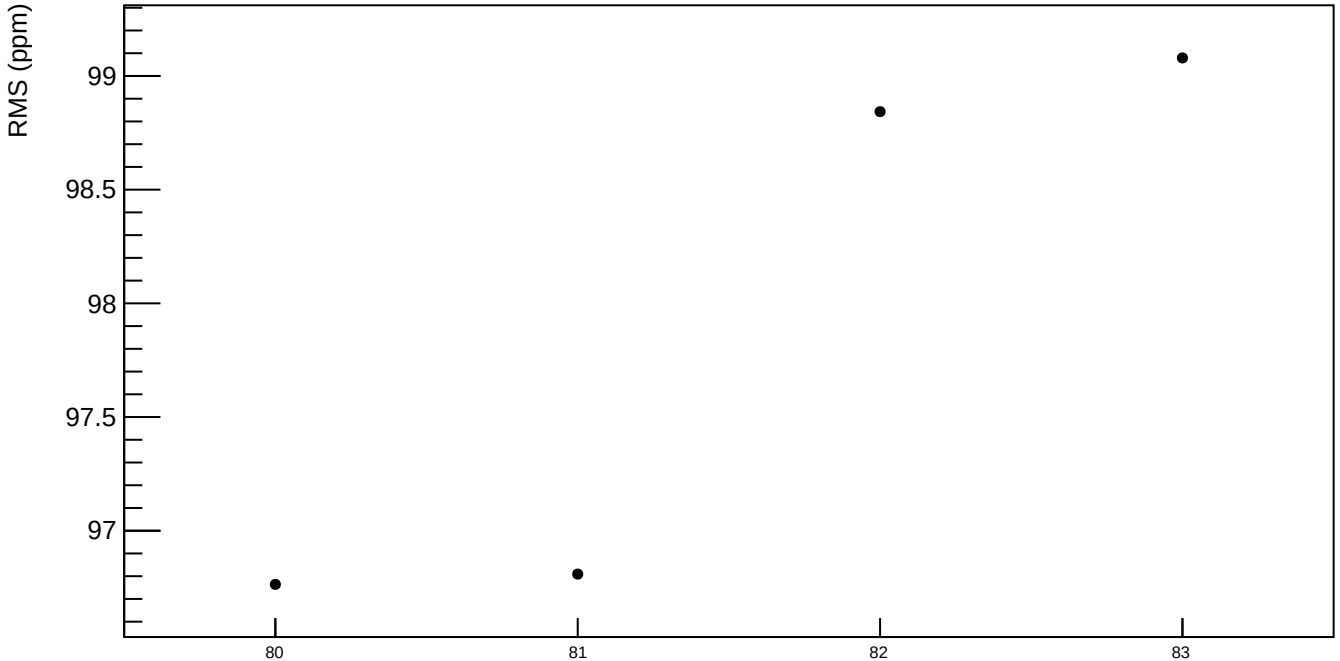

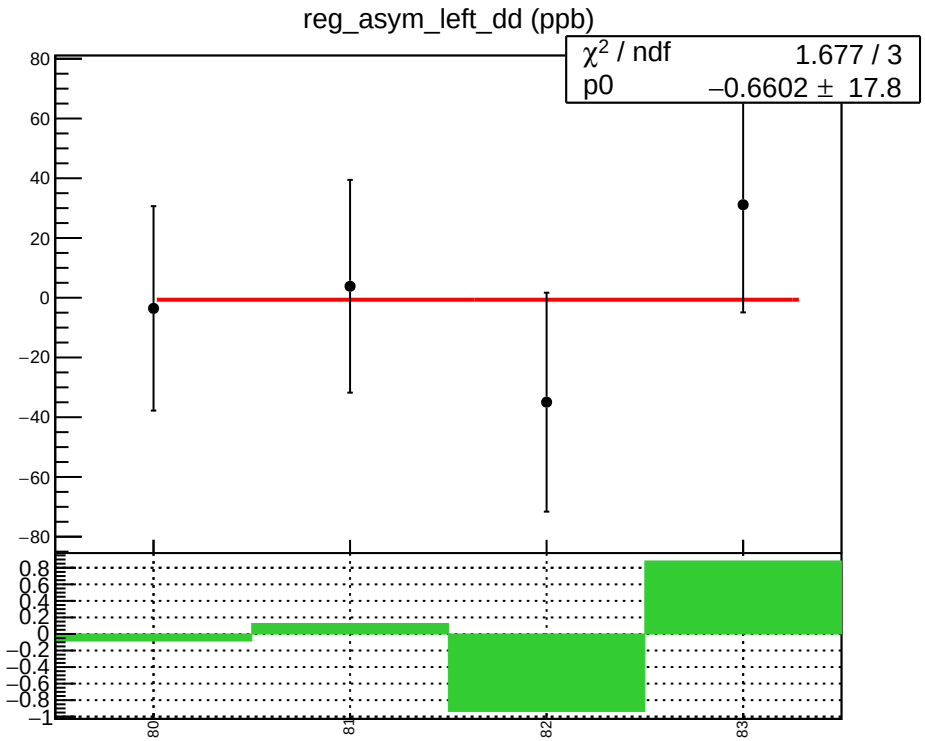
reg_asym_left_dd (ppb)
χ² / ndf 1.677 / 3
p0 −0.6602 ± 17.8
80
60
40
20
0
−20
−40
−60
−80
0.8
0.6
0.4
0.2
0
−0.2
−0.4
−0.6
−0.8
−1
80
81
82
83

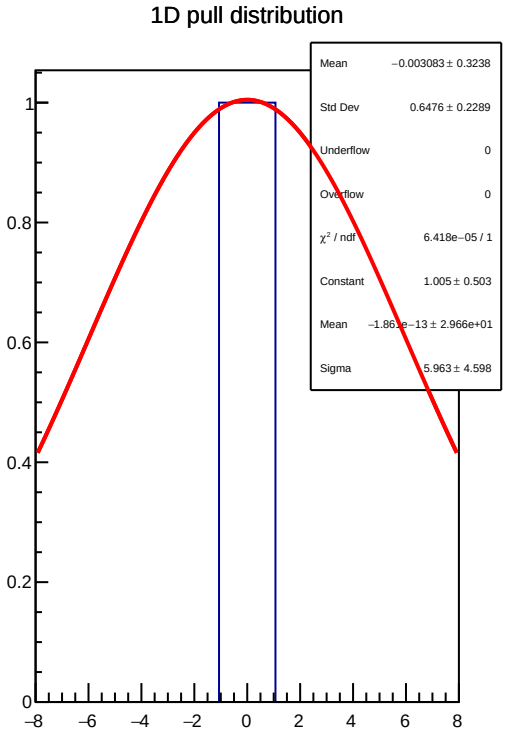
1D pull distribution
Mean −0.003083 ± 0.3238
Std Dev 0.6476 ± 0.2289
Underflow 0
Overflow 0
χ² / ndf 6.418e−05 / 1
Constant 1.005 ± 0.503
Mean −1.861e−13 ± 2.966e+01
Sigma 5.963 ± 4.598
1
0.8
0.6
0.4
0.2
0
−8
−6
−4
−2
0
2
4
6
8

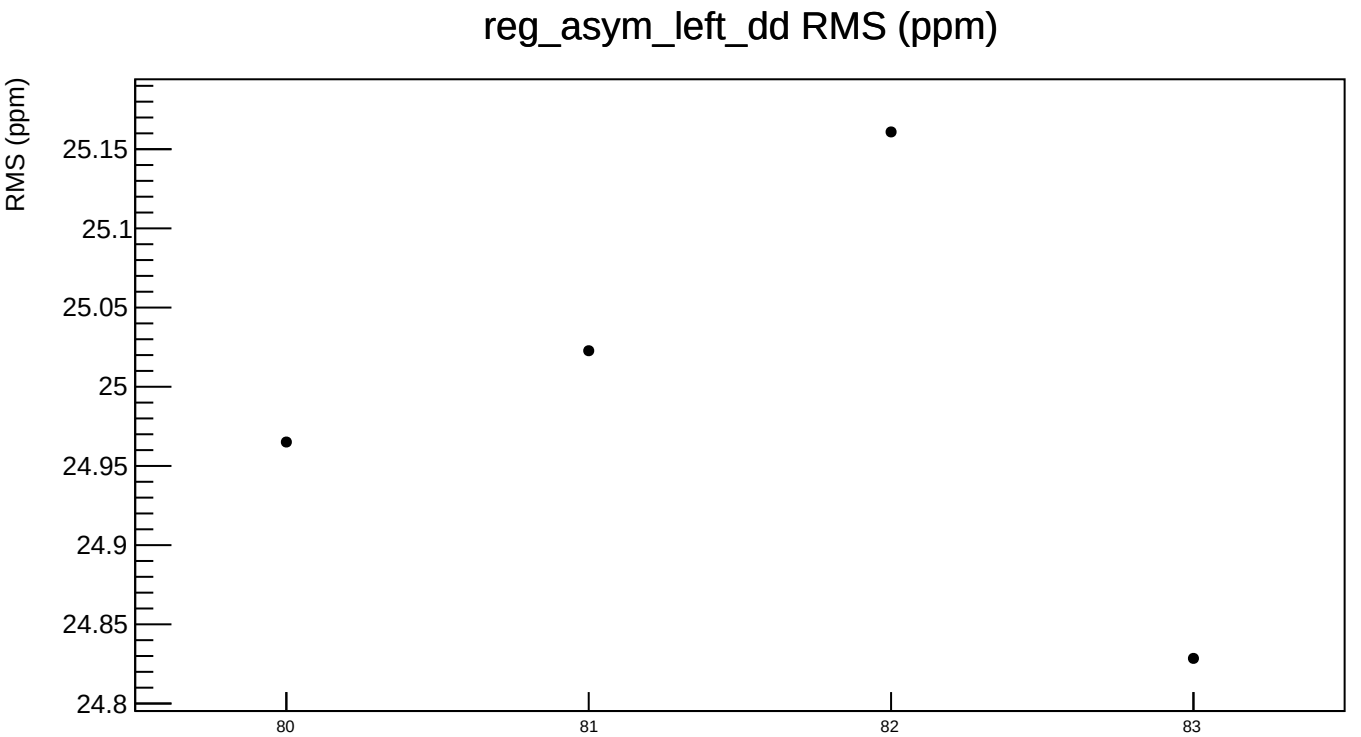
reg_asym_left_dd RMS (ppm)
RMS (ppm)
25.15
25.1
25.05
25
24.95
24.9
24.85
24.8
80
81
82
83

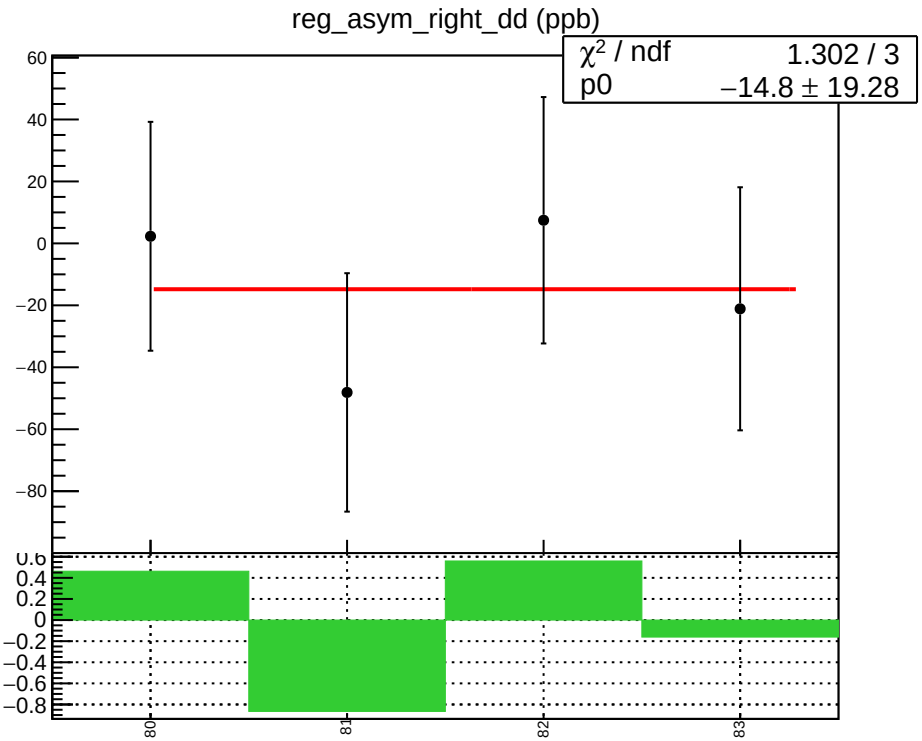
reg_asym_right_dd (ppb)
χ² / ndf 1.302 / 3
p0 −14.8 ± 19.28
60
40
20
0
−20
−40
−60
−80
0.6
0.4
0.2
0
−0.2
−0.4
−0.6
−0.8
80
81
82
83

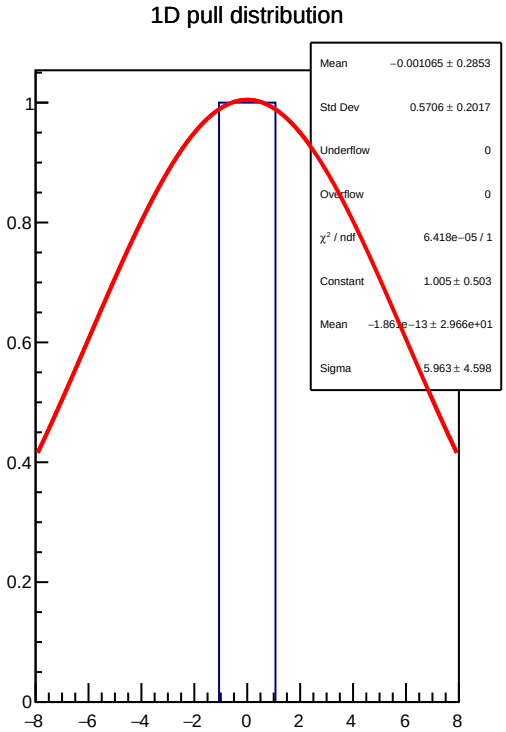
1D pull distribution
Mean −0.001065 ± 0.2853
Std Dev 0.5706 ± 0.2017
Underflow 0
Overflow 0
χ² / ndf 6.418e−05 / 1
Constant 1.005 ± 0.503
Mean −1.861e−13 ± 2.966e+01
Sigma 5.963 ± 4.598
1
0.8
0.6
0.4
0.2
0
−8
−6
−4
−2
0
2
4
6
8

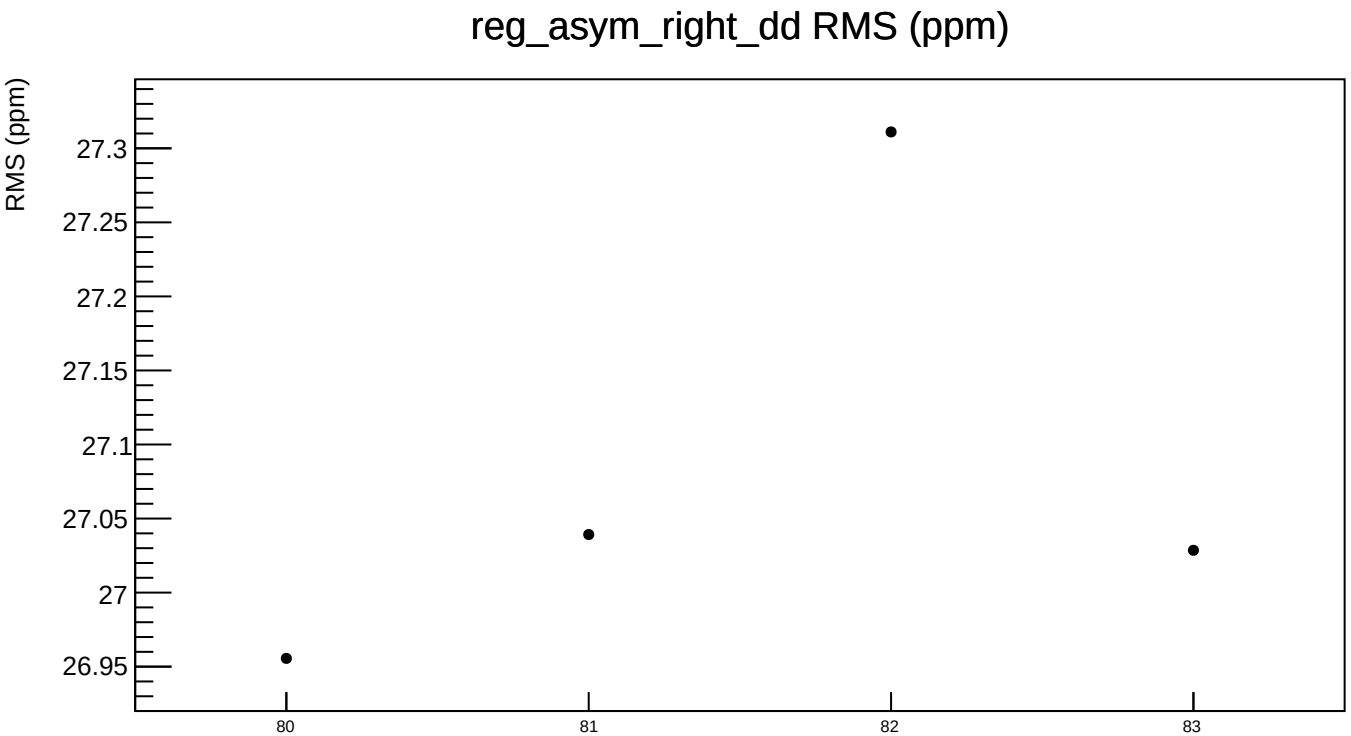
reg_asym_right_dd RMS (ppm)
RMS (ppm)
27.3
27.25
27.2
27.15
27.1
27.05
27
26.95
80
81
82
83