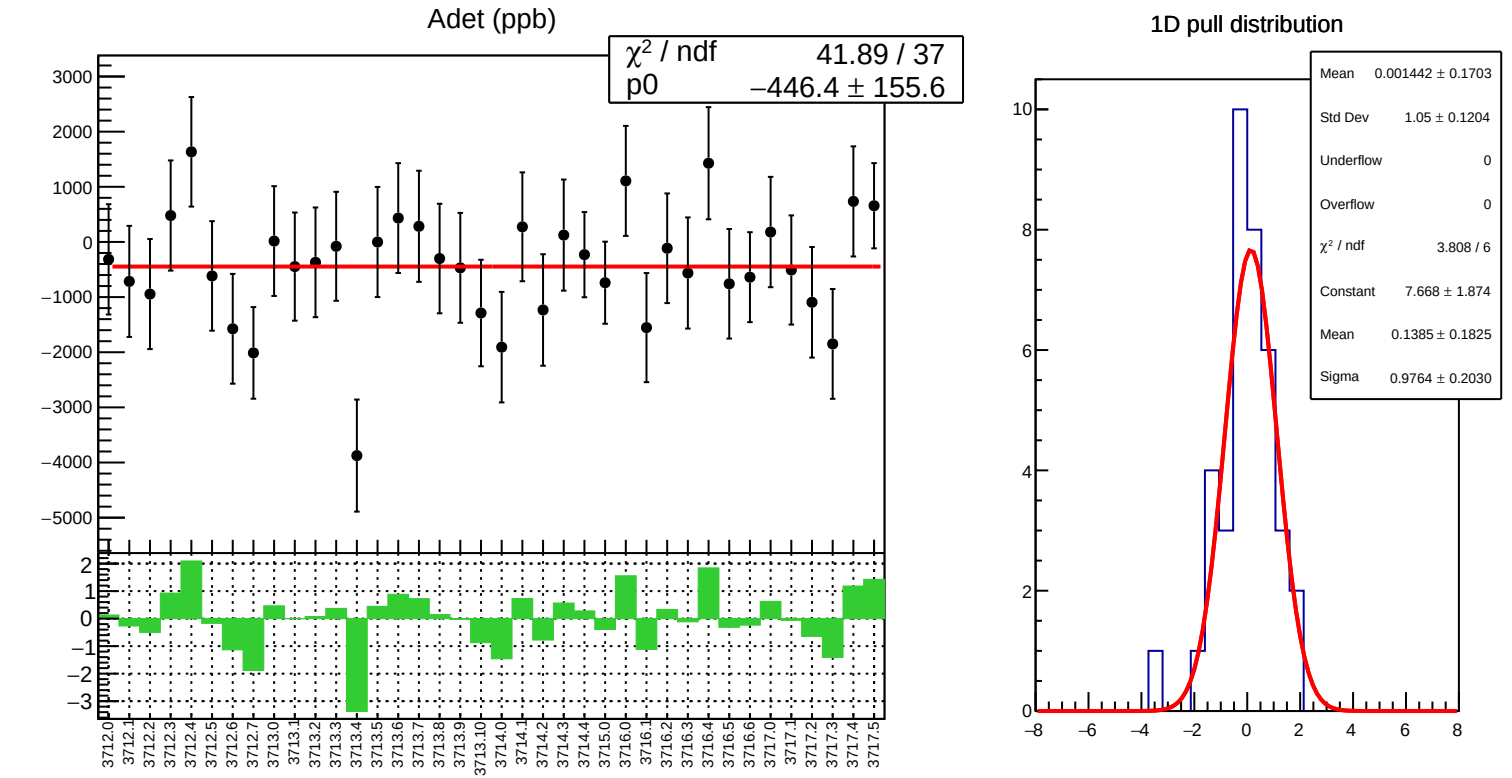
Adet (ppb)
χ² / ndf 41.89 / 37
p0 −446.4 ± 155.6
1D pull distribution
Mean 0.001442 ± 0.1703
Std Dev 1.05 ± 0.1204
Underflow 0
Overflow 0
χ² / ndf 3.808 / 6
Constant 7.668 ± 1.874
Mean 0.1385 ± 0.1825
Sigma 0.9764 ± 0.2030

Adet RMS (ppm)

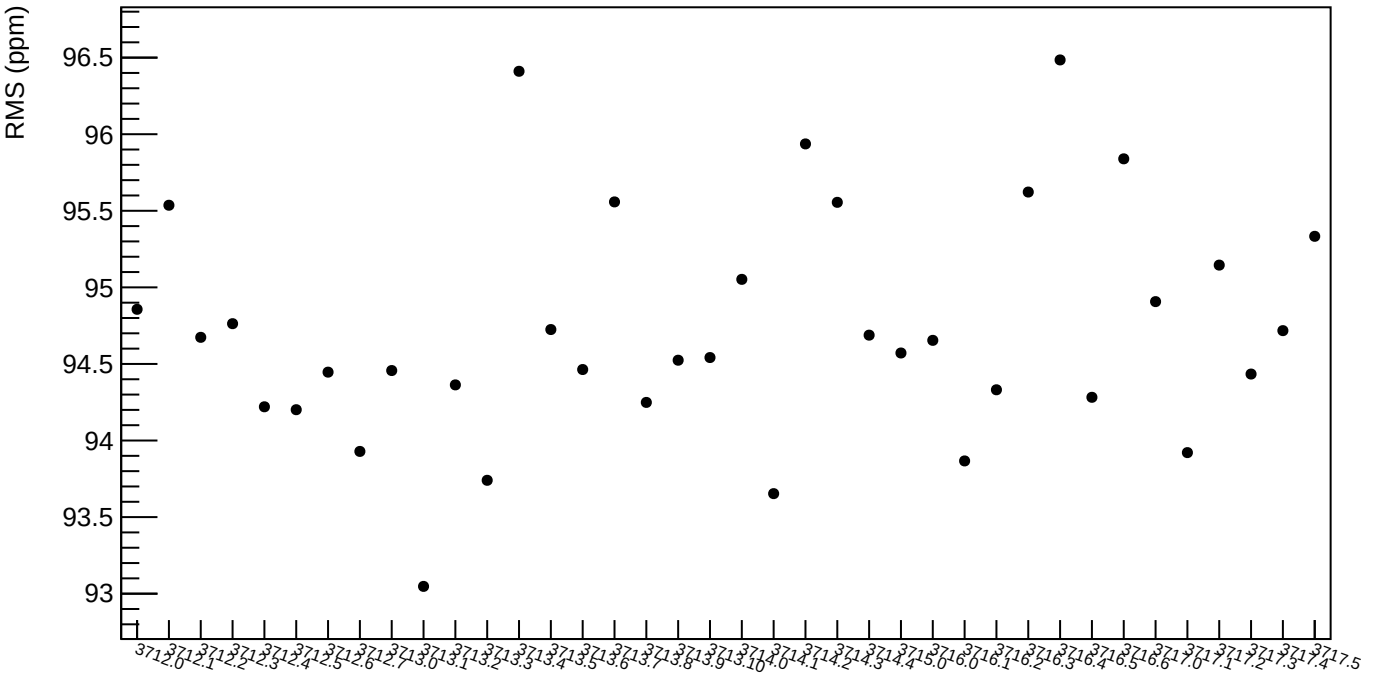
RMS (ppm)
96.5
96
95.5
95
94.5
94
93.5
93
3712.0
3712.1
3712.2
3712.3
3712.4
3712.5
3712.6
3712.7
3713.0
3713.1
3713.2
3713.3
3713.4
3713.5
3713.6
3713.7
3713.8
3713.9
3713.10
3714.0
3714.1
3714.2
3714.3
3714.4
3715.0
3716.0
3716.1
3716.2
3716.3
3716.4
3716.5
3716.6
3717.0
3717.1
3717.2
3717.3
3717.4
3717.5

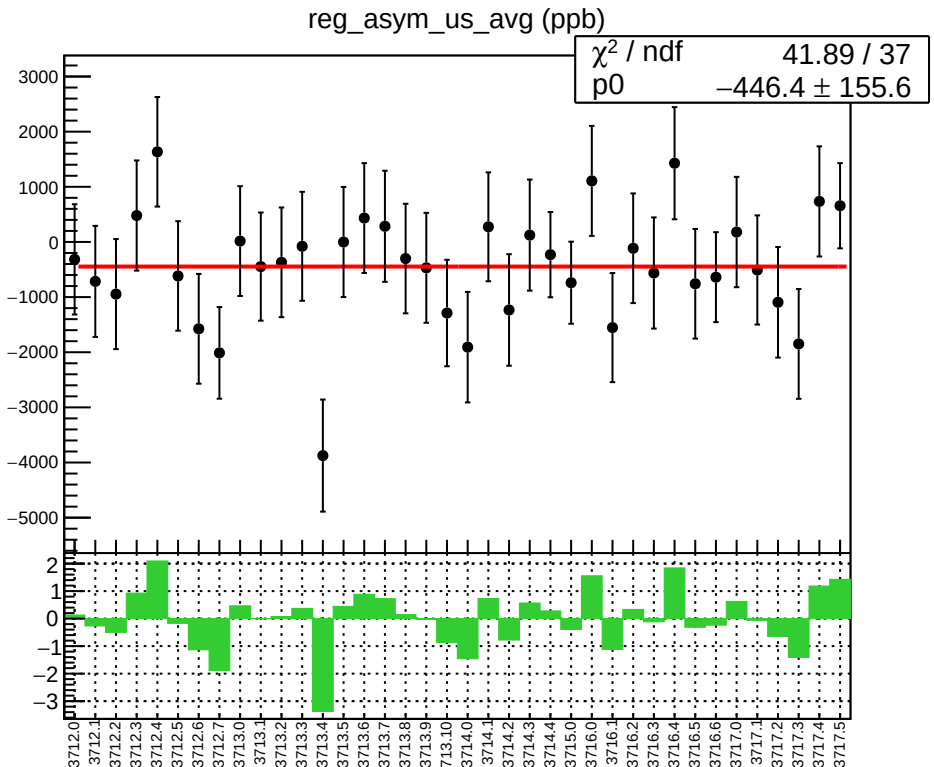
reg_asym_us_avg (ppb)
χ² / ndf 41.89 / 37
p0 −446.4 ± 155.6
3000
2000
1000
0
−1000
−2000
−3000
−4000
−5000
2
1
0
−1
−2
−3
3712.0
3712.1
3712.2
3712.3
3712.4
3712.5
3712.6
3712.7
3713.0
3713.1
3713.2
3713.3
3713.4
3713.5
3713.6
3713.7
3713.8
3713.9
3713.10
3714.0
3714.1
3714.2
3714.3
3714.4
3715.0
3716.0
3716.1
3716.2
3716.3
3716.4
3716.5
3716.6
3717.0
3717.1
3717.2
3717.3
3717.4
3717.5

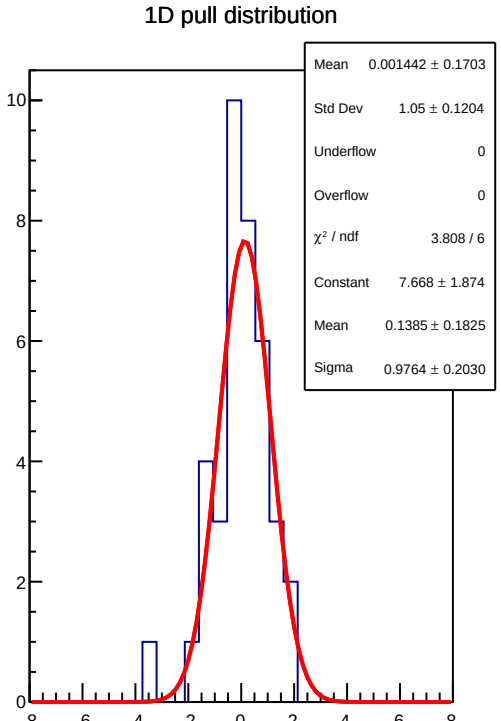
1D pull distribution
Mean 0.001442 ± 0.1703
Std Dev 1.05 ± 0.1204
Underflow 0
Overflow 0
χ² / ndf 3.808 / 6
Constant 7.668 ± 1.874
Mean 0.1385 ± 0.1825
Sigma 0.9764 ± 0.2030
10
8
6
4
2
0
−8
−6
−4
−2
0
2
4
6
8

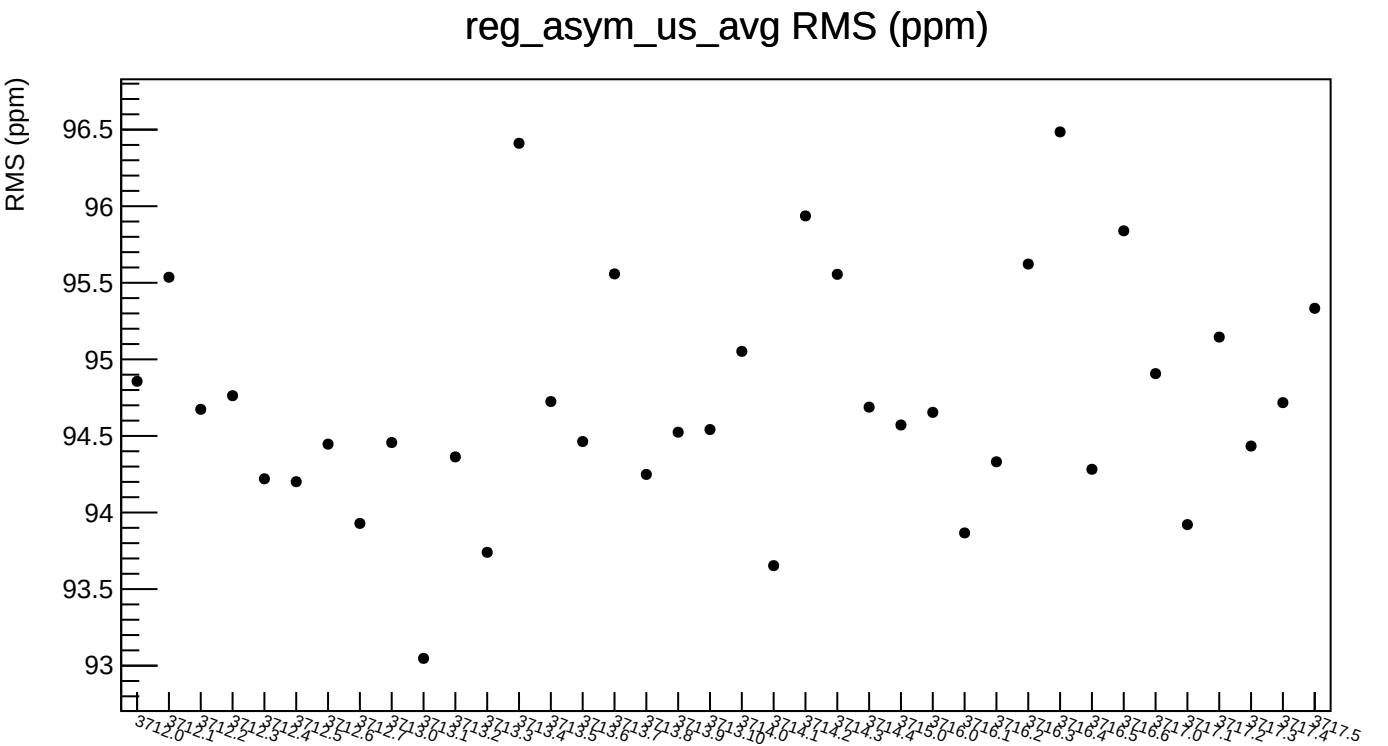
reg_asym_us_avg RMS (ppm)
RMS (ppm)
96.5
96
95.5
95
94.5
94
93.5
93
3712.0
3712.1
3712.2
3712.3
3712.4
3712.5
3712.6
3712.7
3713.0
3713.1
3713.2
3713.3
3713.4
3713.5
3713.6
3713.7
3713.8
3713.9
3713.10
3714.0
3714.1
3714.2
3714.3
3714.4
3715.0
3716.0
3716.1
3716.2
3716.3
3716.4
3716.5
3716.6
3717.0
3717.1
3717.2
3717.3
3717.4
3717.5

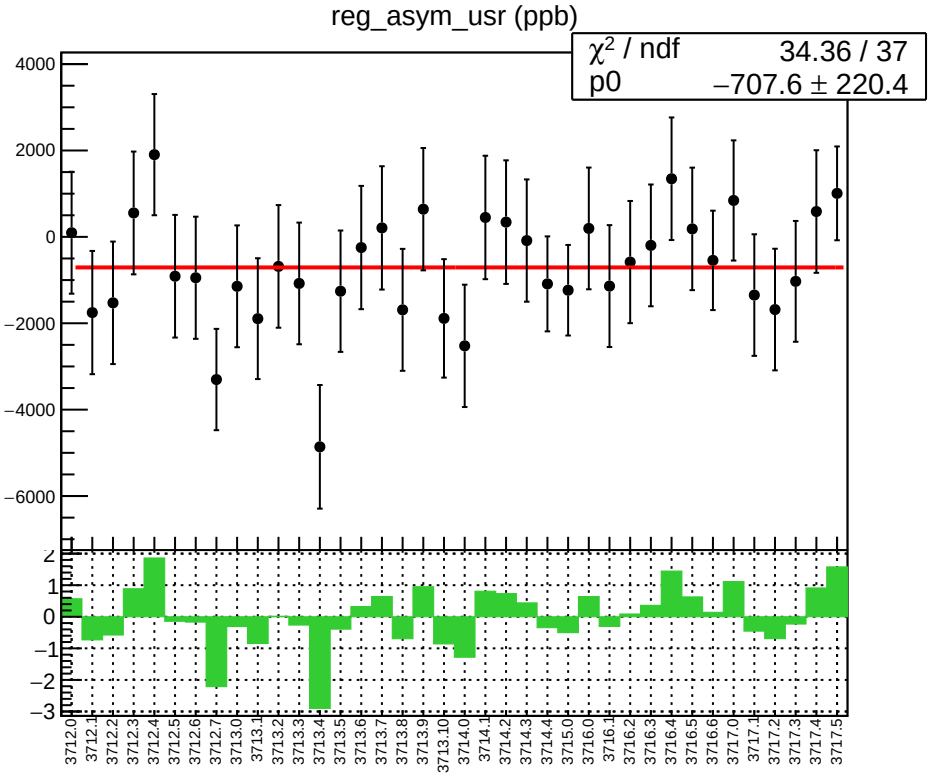
reg_asym_usr (ppb)
χ² / ndf 34.36 / 37
p0 −707.6 ± 220.4
4000
2000
0
−2000
−4000
−6000
2
1
0
−1
−2
−3
3712.0
3712.1
3712.2
3712.3
3712.4
3712.5
3712.6
3712.7
3713.0
3713.1
3713.2
3713.3
3713.4
3713.5
3713.6
3713.7
3713.8
3713.9
3713.10
3714.0
3714.1
3714.2
3714.3
3714.4
3715.0
3716.0
3716.1
3716.2
3716.3
3716.4
3716.5
3716.6
3717.0
3717.1
3717.2
3717.3
3717.4
3717.5

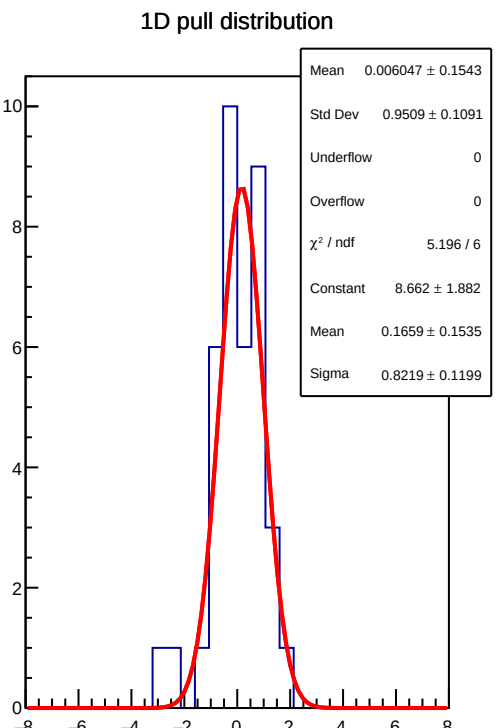
1D pull distribution
Mean 0.006047 ± 0.1543
Std Dev 0.9509 ± 0.1091
Underflow 0
Overflow 0
χ² / ndf 5.196 / 6
Constant 8.662 ± 1.882
Mean 0.1659 ± 0.1535
Sigma 0.8219 ± 0.1199
10
8
6
4
2
0
−8
−6
−4
−2
0
2
4
6
8

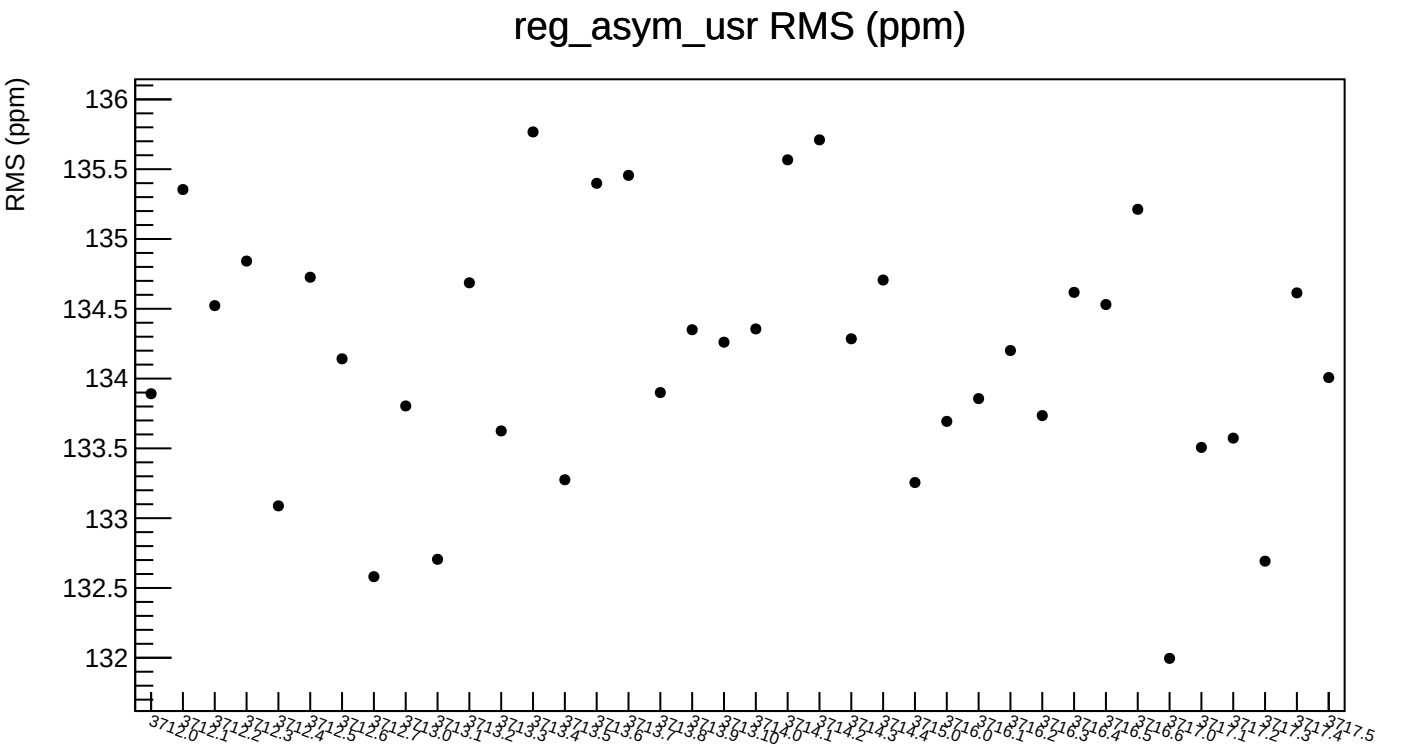
reg_asym_usr RMS (ppm)
RMS (ppm)
136
135.5
135
134.5
134
133.5
133
132.5
132
3712.0
3712.1
3712.2
3712.3
3712.4
3712.5
3712.6
3712.7
3713.0
3713.1
3713.2
3713.3
3713.4
3713.5
3713.6
3713.7
3713.8
3713.9
3713.10
3714.0
3714.1
3714.2
3714.3
3714.4
3715.0
3716.0
3716.1
3716.2
3716.3
3716.4
3716.5
3716.6
3717.0
3717.1
3717.2
3717.3
3717.4
3717.5

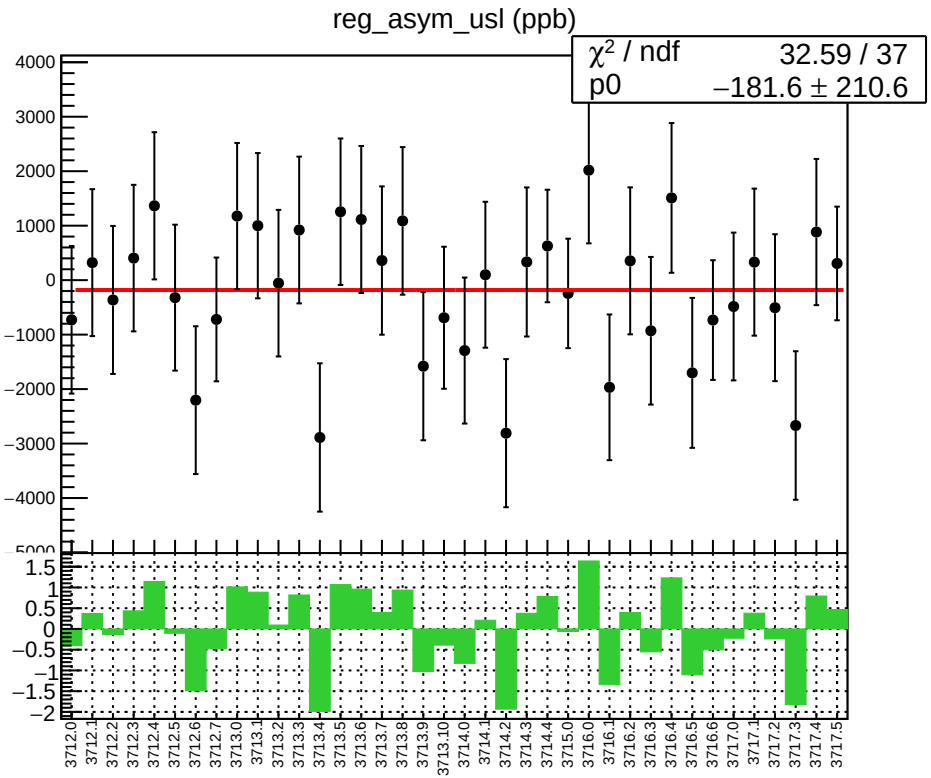
reg_asym_usl (ppb)
χ² / ndf 32.59 / 37
p0 −181.6 ± 210.6
4000
3000
2000
1000
0
−1000
−2000
−3000
−4000
1.5
1
0.5
0
−0.5
−1
−1.5
−2
3712.0
3712.1
3712.2
3712.3
3712.4
3712.5
3712.6
3712.7
3713.0
3713.1
3713.2
3713.3
3713.4
3713.5
3713.6
3713.7
3713.8
3713.9
3713.10
3714.0
3714.1
3714.2
3714.3
3714.4
3715.0
3716.0
3716.1
3716.2
3716.3
3716.4
3716.5
3716.6
3717.0
3717.1
3717.2
3717.3
3717.4
3717.5

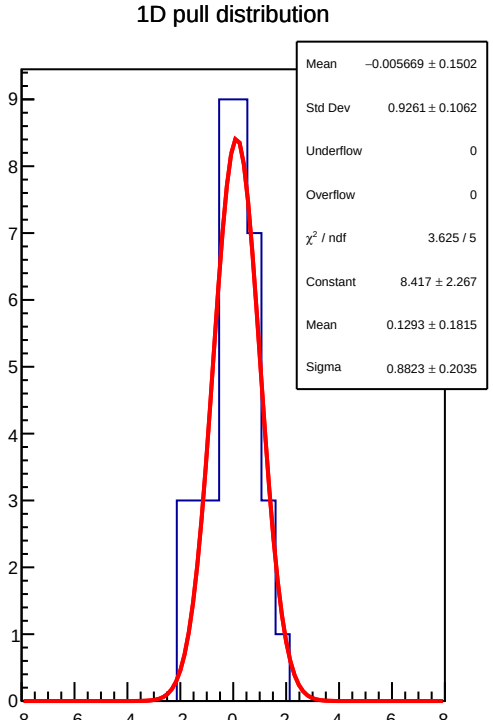
1D pull distribution
Mean −0.005669 ± 0.1502
Std Dev 0.9261 ± 0.1062
Underflow 0
Overflow 0
χ² / ndf 3.625 / 5
Constant 8.417 ± 2.267
Mean 0.1293 ± 0.1815
Sigma 0.8823 ± 0.2035
9
8
7
6
5
4
3
2
1
0
−8
−6
−4
−2
0
2
4
6
8

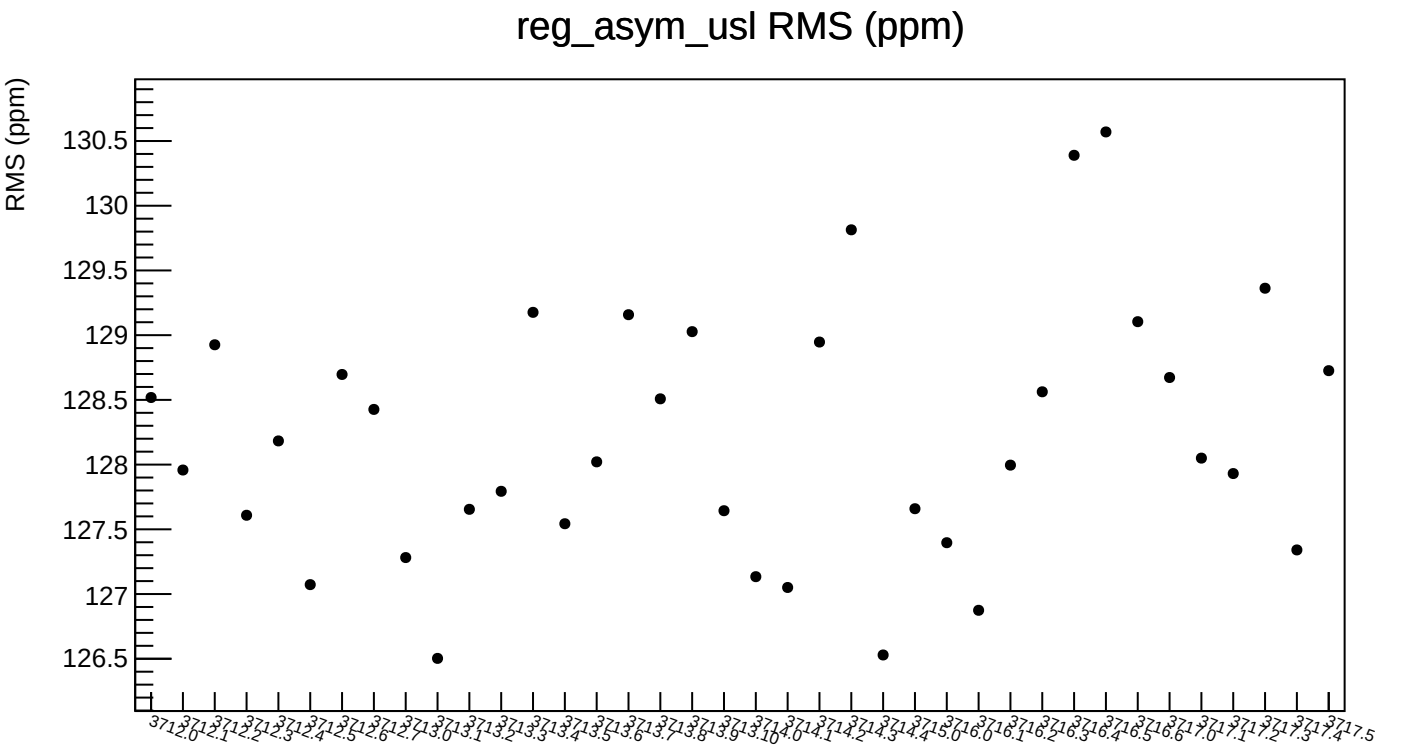
reg_asym_usl RMS (ppm)
RMS (ppm)
130.5
130
129.5
129
128.5
128
127.5
127
126.5
3712.0
3712.1
3712.2
3712.3
3712.4
3712.5
3712.6
3712.7
3713.0
3713.1
3713.2
3713.3
3713.4
3713.5
3713.6
3713.7
3713.8
3713.9
3713.10
3714.0
3714.1
3714.2
3714.3
3714.4
3715.0
3716.0
3716.1
3716.2
3716.3
3716.4
3716.5
3716.6
3717.0
3717.1
3717.2
3717.3
3717.4
3717.5

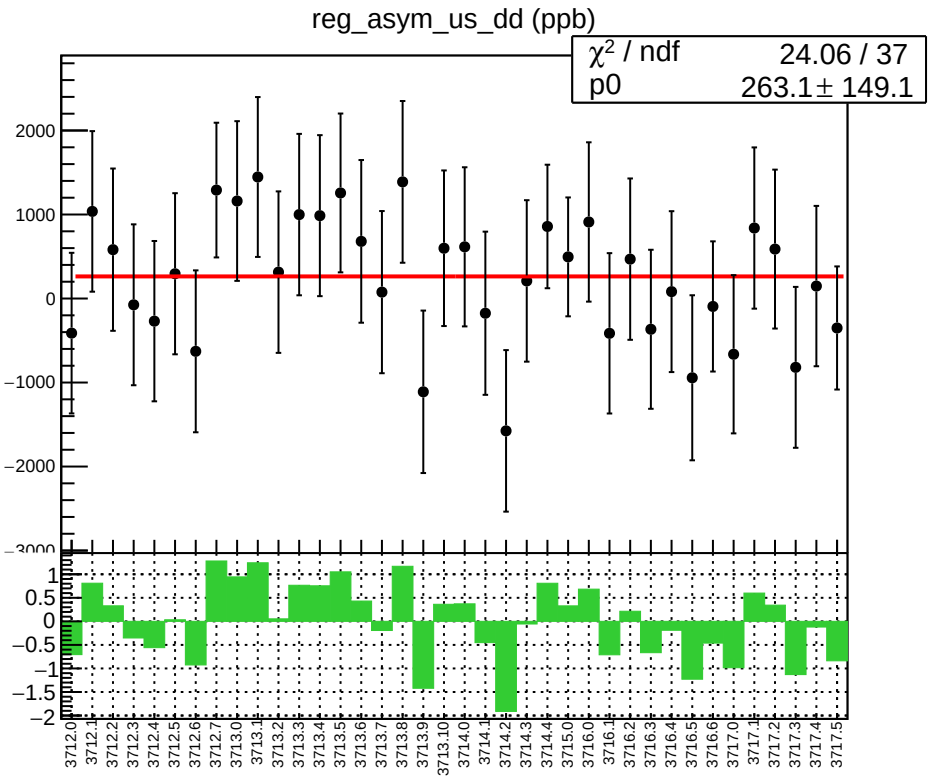
reg_asym_us_dd (ppb)
χ² / ndf 24.06 / 37
p0 263.1 ± 149.1
2000
1000
0
−1000
−2000
−3000
1
0.5
0
−0.5
−1
−1.5
−2
3712.0
3712.1
3712.2
3712.3
3712.4
3712.5
3712.6
3712.7
3713.0
3713.1
3713.2
3713.3
3713.4
3713.5
3713.6
3713.7
3713.8
3713.9
3713.10
3714.0
3714.1
3714.2
3714.3
3714.4
3715.0
3716.0
3716.1
3716.2
3716.3
3716.4
3716.5
3716.6
3717.0
3717.1
3717.2
3717.3
3717.4
3717.5

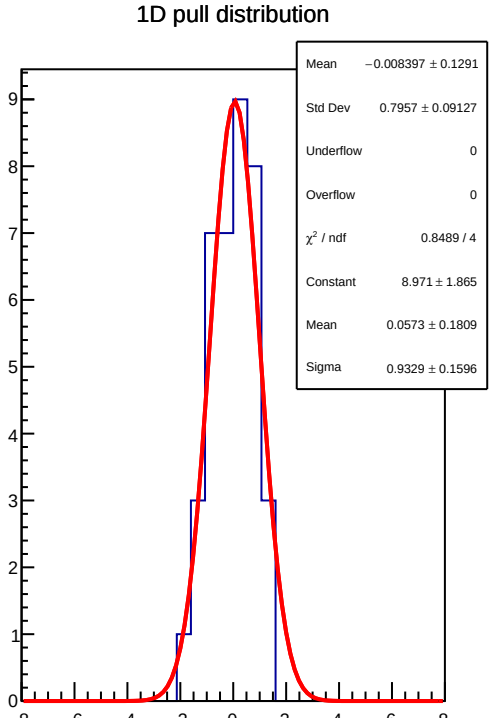
1D pull distribution
Mean −0.008397 ± 0.1291
Std Dev 0.7957 ± 0.09127
Underflow 0
Overflow 0
χ² / ndf 0.8489 / 4
Constant 8.971 ± 1.865
Mean 0.0573 ± 0.1809
Sigma 0.9329 ± 0.1596
9
8
7
6
5
4
3
2
1
0
−8
−6
−4
−2
0
2
4
6
8

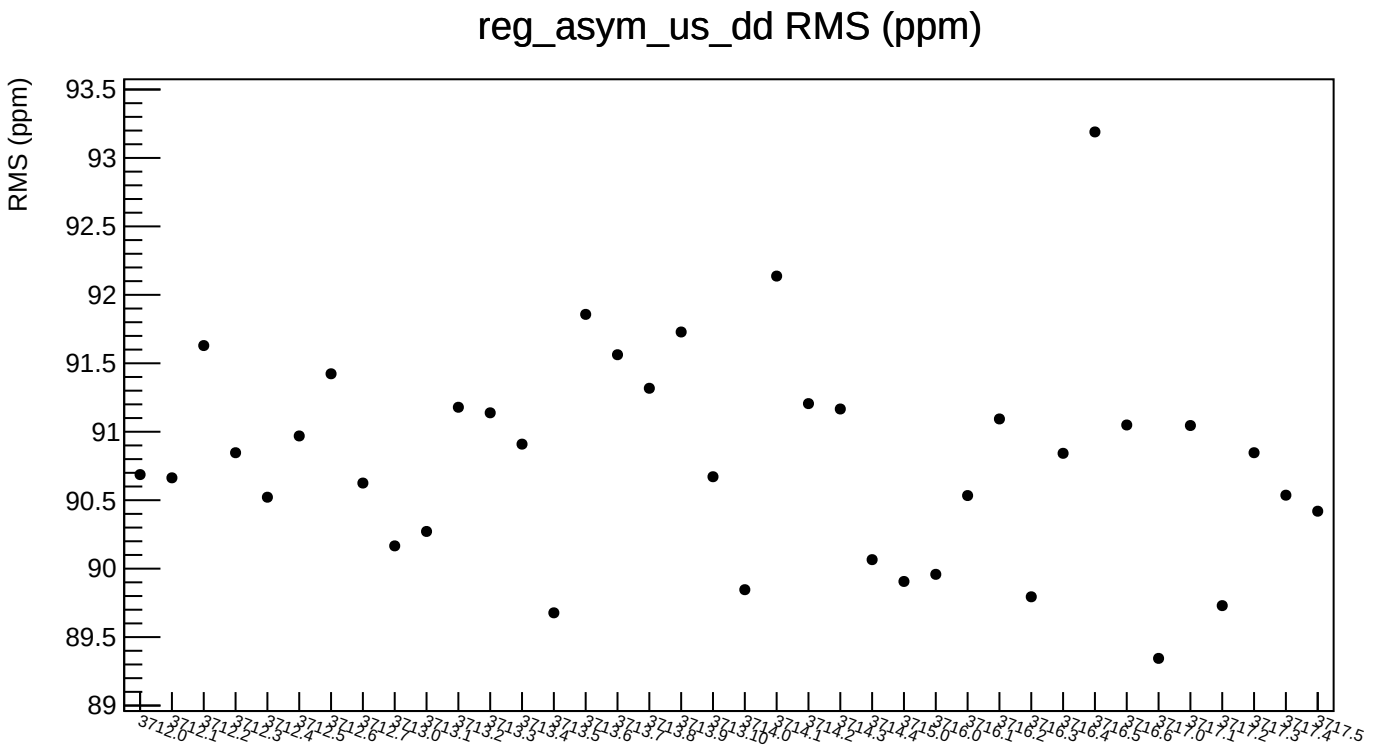
reg_asym_us_dd RMS (ppm)
RMS (ppm)
93.5
93
92.5
92
91.5
91
90.5
90
89.5
89
3712.0
3712.1
3712.2
3712.3
3712.4
3712.5
3712.6
3712.7
3713.0
3713.1
3713.2
3713.3
3713.4
3713.5
3713.6
3713.7
3713.8
3713.9
3713.10
3714.0
3714.1
3714.2
3714.3
3714.4
3715.0
3716.0
3716.1
3716.2
3716.3
3716.4
3716.5
3716.6
3717.0
3717.1
3717.2
3717.3
3717.4
3717.5

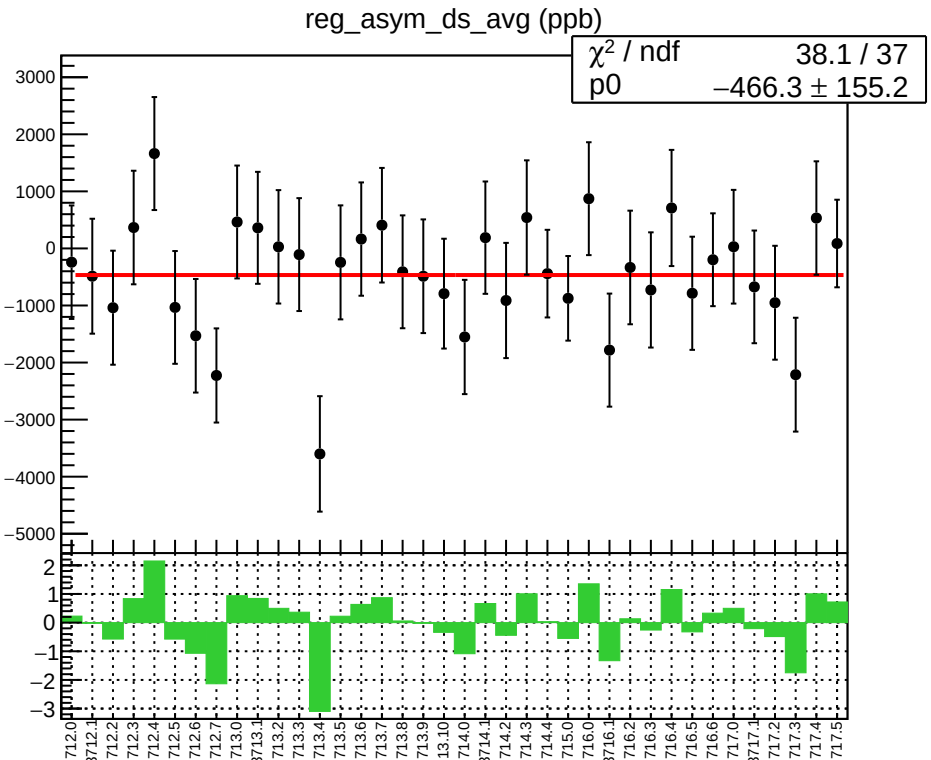
reg_asym_ds_avg (ppb)
χ² / ndf 38.1 / 37
p0 −466.3 ± 155.2
3000
2000
1000
0
−1000
−2000
−3000
−4000
−5000
2
1
0
−1
−2
−3
3712.0
3712.1
3712.2
3712.3
3712.4
3712.5
3712.6
3712.7
3713.0
3713.1
3713.2
3713.3
3713.4
3713.5
3713.6
3713.7
3713.8
3713.9
3713.10
3714.0
3714.1
3714.2
3714.3
3714.4
3715.0
3716.0
3716.1
3716.2
3716.3
3716.4
3716.5
3716.6
3717.0
3717.1
3717.2
3717.3
3717.4
3717.5

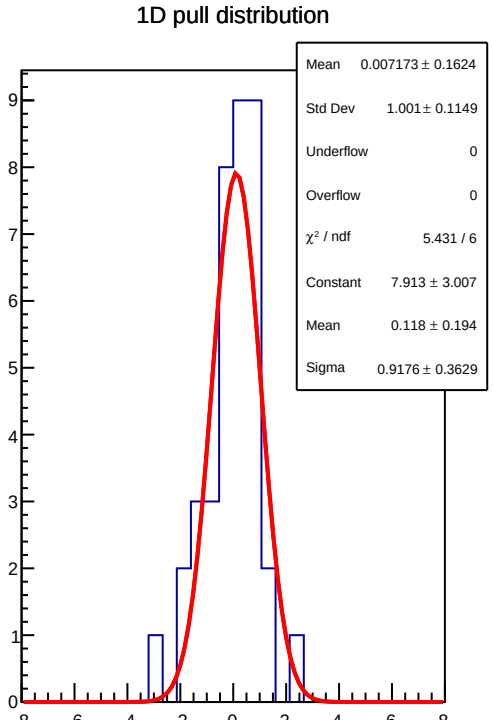
1D pull distribution
Mean 0.007173 ± 0.1624
Std Dev 1.001 ± 0.1149
Underflow 0
Overflow 0
χ² / ndf 5.431 / 6
Constant 7.913 ± 3.007
Mean 0.118 ± 0.194
Sigma 0.9176 ± 0.3629
9
8
7
6
5
4
3
2
1
0
−8
−6
−4
−2
0
2
4
6
8

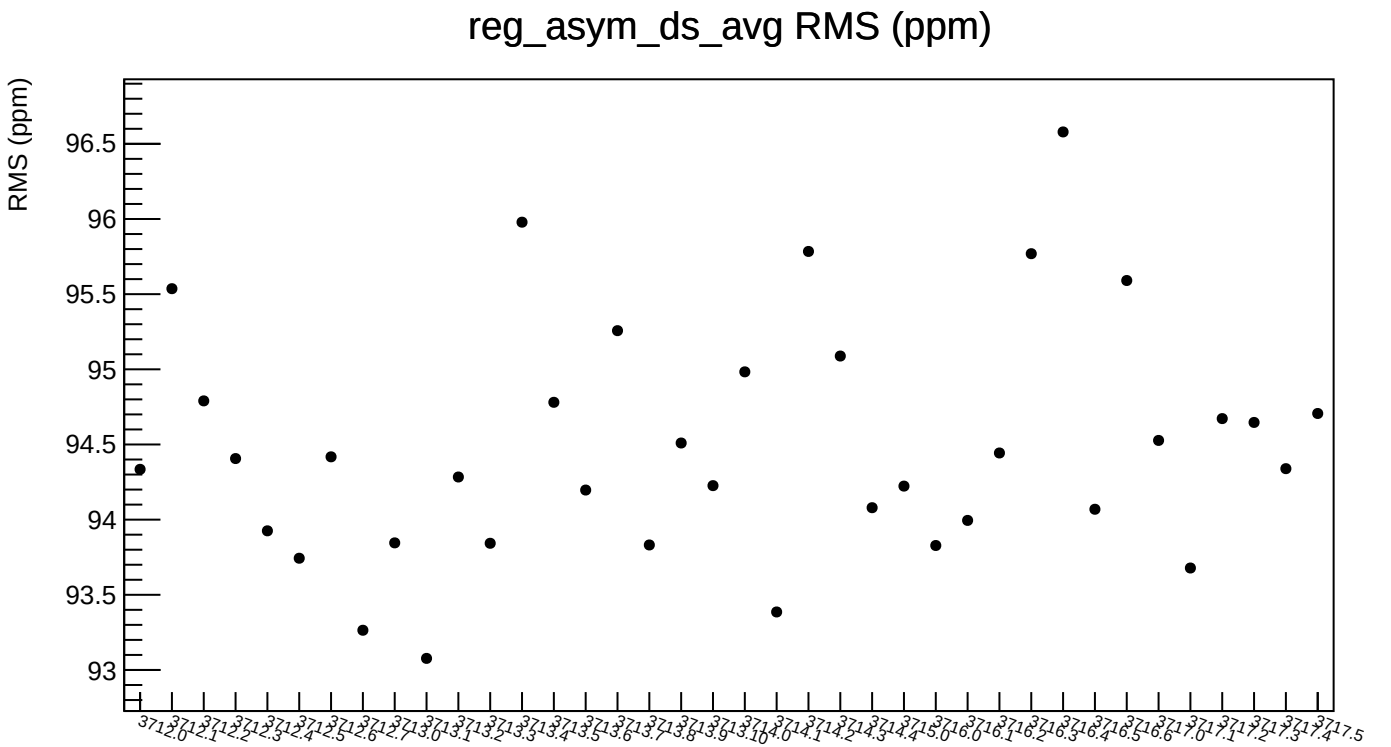
reg_asym_ds_avg RMS (ppm)
RMS (ppm)
96.5
96
95.5
95
94.5
94
93.5
93
3712.0
3712.1
3712.2
3712.3
3712.4
3712.5
3712.6
3712.7
3713.0
3713.1
3713.2
3713.3
3713.4
3713.5
3713.6
3713.7
3713.8
3713.9
3713.10
3714.0
3714.1
3714.2
3714.3
3714.4
3715.0
3716.0
3716.1
3716.2
3716.3
3716.4
3716.5
3716.6
3717.0
3717.1
3717.2
3717.3
3717.4
3717.5

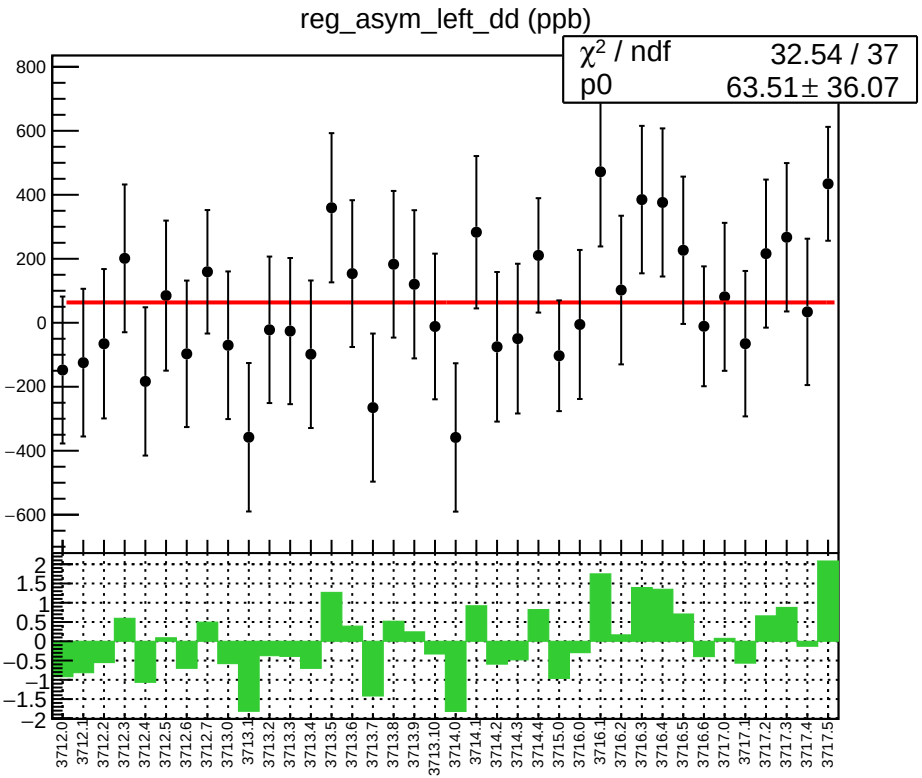
reg_asym_left_dd (ppb)
χ² / ndf 32.54 / 37
p0 63.51 ± 36.07
800
600
400
200
0
−200
−400
−600
2
1.5
1
0.5
0
−0.5
−1
−1.5
−2
3712.0
3712.1
3712.2
3712.3
3712.4
3712.5
3712.6
3712.7
3713.0
3713.1
3713.2
3713.3
3713.4
3713.5
3713.6
3713.7
3713.8
3713.9
3713.10
3714.0
3714.1
3714.2
3714.3
3714.4
3715.0
3716.0
3716.1
3716.2
3716.3
3716.4
3716.5
3716.6
3717.0
3717.1
3717.2
3717.3
3717.4
3717.5

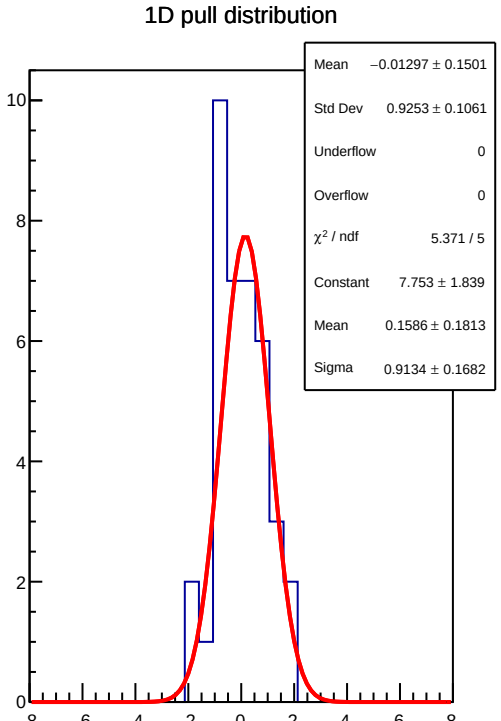
1D pull distribution
Mean −0.01297 ± 0.1501
Std Dev 0.9253 ± 0.1061
Underflow 0
Overflow 0
χ² / ndf 5.371 / 5
Constant 7.753 ± 1.839
Mean 0.1586 ± 0.1813
Sigma 0.9134 ± 0.1682
10
8
6
4
2
0
−8
−6
−4
−2
0
2
4
6
8

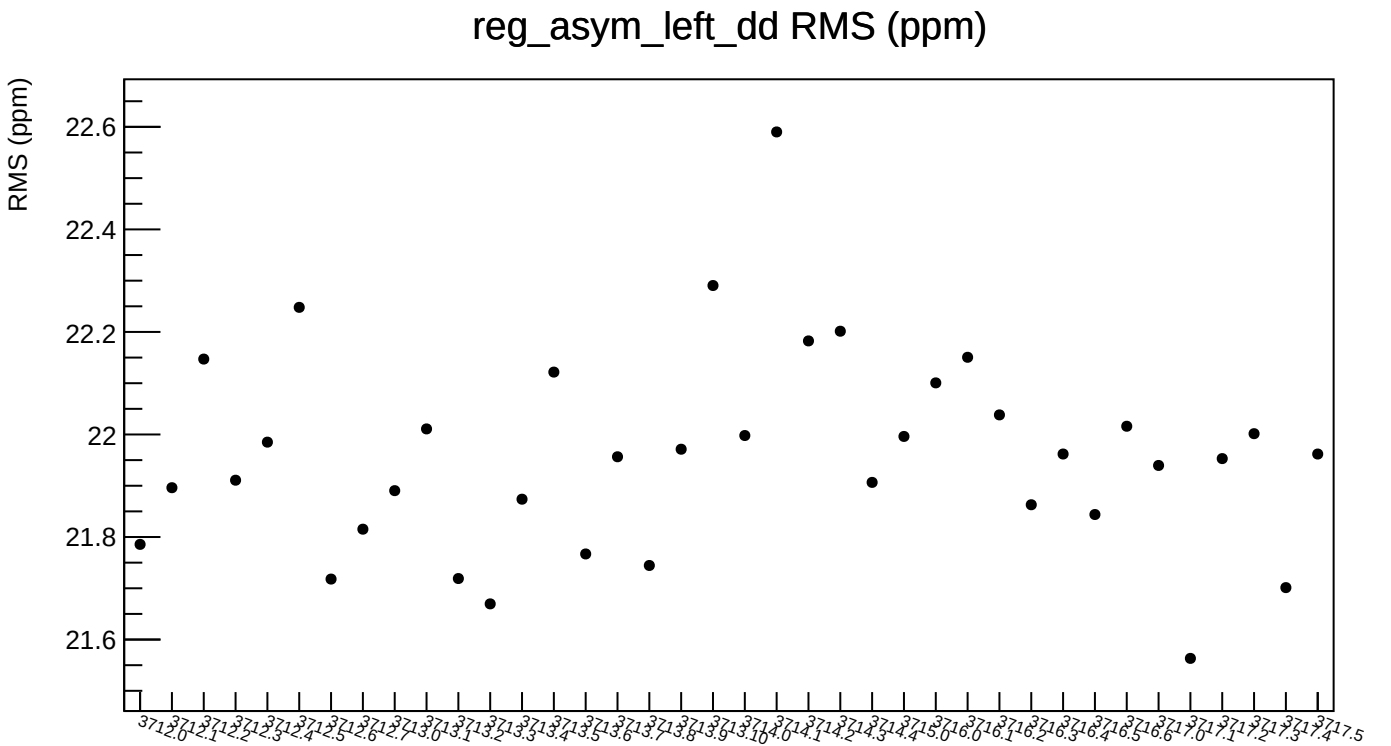
reg_asym_left_dd RMS (ppm)
RMS (ppm)
22.6
22.4
22.2
22
21.8
21.6
3712.0
3712.1
3712.2
3712.3
3712.4
3712.5
3712.6
3712.7
3713.0
3713.1
3713.2
3713.3
3713.4
3713.5
3713.6
3713.7
3713.8
3713.9
3713.10
3714.0
3714.1
3714.2
3714.3
3714.4
3715.0
3716.0
3716.1
3716.2
3716.3
3716.4
3716.5
3716.6
3717.0
3717.1
3717.2
3717.3
3717.4
3717.5

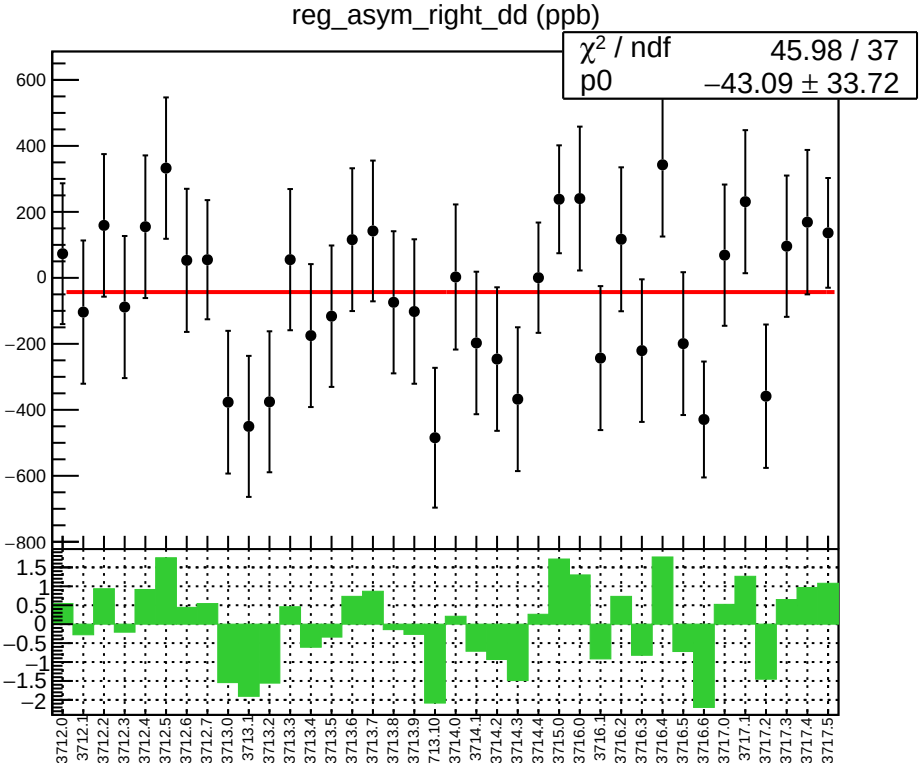
reg_asym_right_dd (ppb)
χ² / ndf 45.98 / 37
p0 −43.09 ± 33.72
600
400
200
0
−200
−400
−600
−800
1.5
1
0.5
0
−0.5
−1
−1.5
−2
3712.0
3712.1
3712.2
3712.3
3712.4
3712.5
3712.6
3712.7
3713.0
3713.1
3713.2
3713.3
3713.4
3713.5
3713.6
3713.7
3713.8
3713.9
3713.10
3714.0
3714.1
3714.2
3714.3
3714.4
3715.0
3716.0
3716.1
3716.2
3716.3
3716.4
3716.5
3716.6
3717.0
3717.1
3717.2
3717.3
3717.4
3717.5

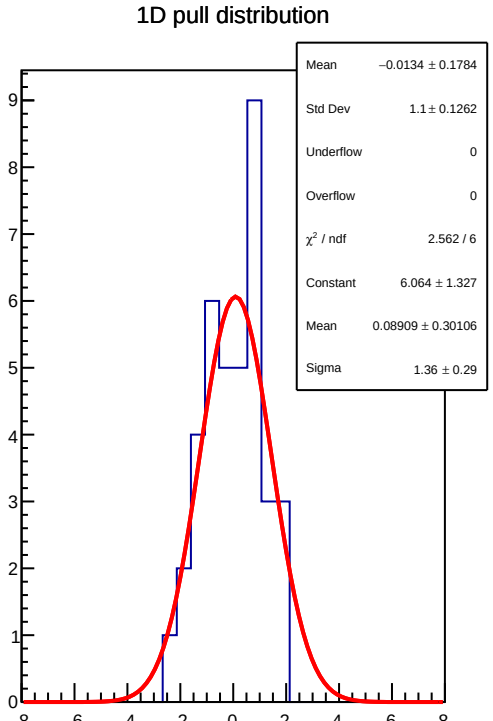
1D pull distribution
Mean −0.0134 ± 0.1784
Std Dev 1.1 ± 0.1262
Underflow 0
Overflow 0
χ² / ndf 2.562 / 6
Constant 6.064 ± 1.327
Mean 0.08909 ± 0.30106
Sigma 1.36 ± 0.29
9
8
7
6
5
4
3
2
1
0
−8
−6
−4
−2
0
2
4
6
8
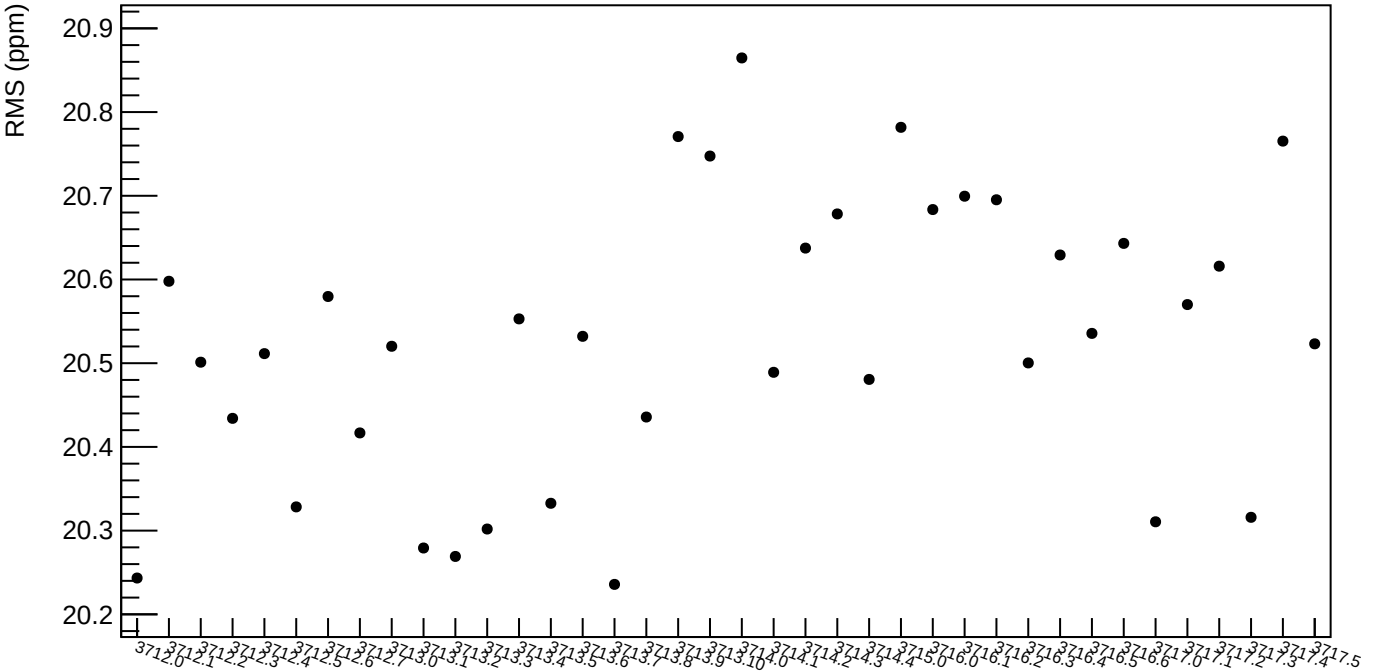
reg_asym_right_dd RMS (ppm)