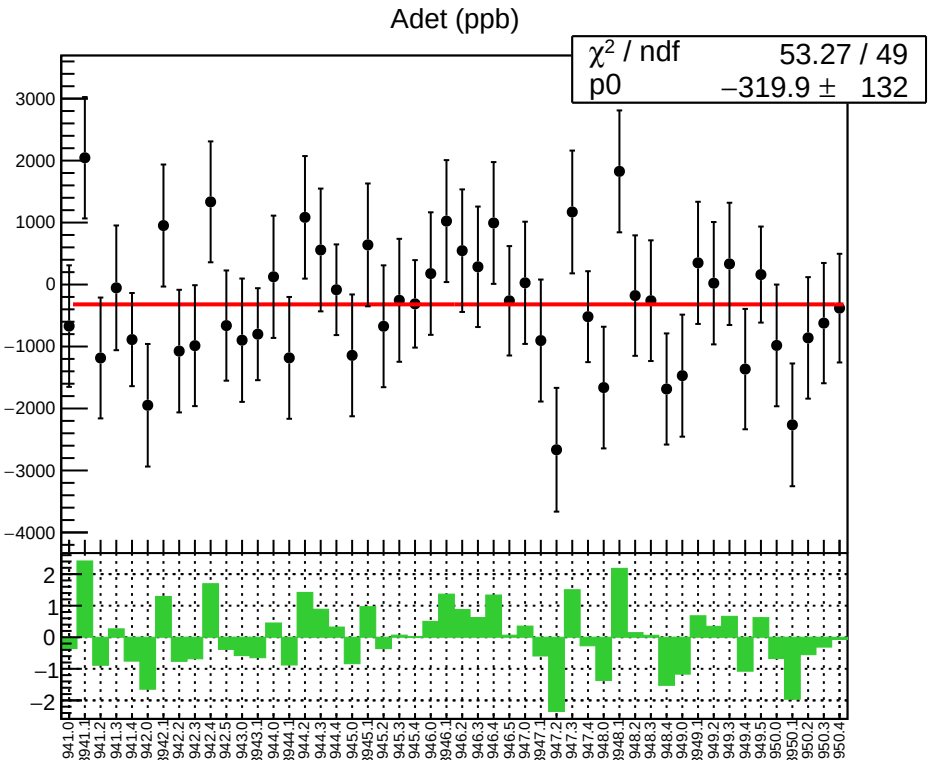
Adet (ppb)
χ² / ndf 53.27 / 49
p0 −319.9 ± 132
3000
2000
1000
0
−1000
−2000
−3000
−4000
2
1
0
−1
−2
3941.0
3941.1
3941.2
3941.3
3941.4
3942.0
3942.1
3942.2
3942.3
3942.4
3942.5
3943.0
3943.1
3944.0
3944.1
3944.2
3944.3
3944.4
3945.0
3945.1
3945.2
3945.3
3945.4
3946.0
3946.1
3946.2
3946.3
3946.4
3946.5
3947.0
3947.1
3947.2
3947.3
3947.4
3948.0
3948.1
3948.2
3948.3
3948.4
3949.0
3949.1
3949.2
3949.3
3949.4
3949.5
3950.0
3950.1
3950.2
3950.3
3950.4

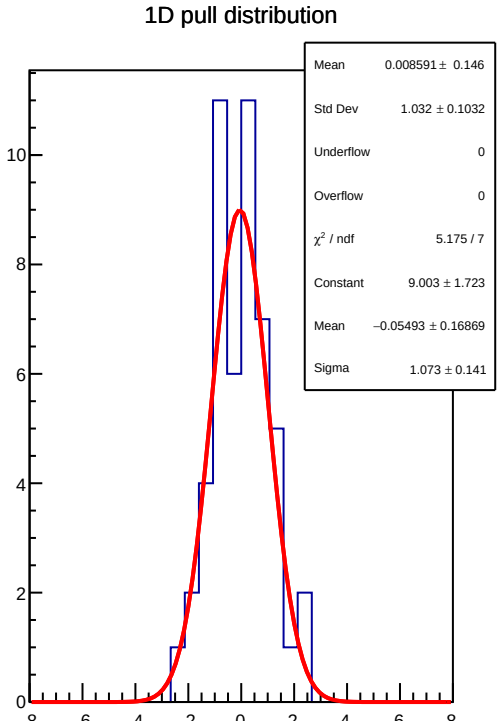
1D pull distribution
Mean 0.008591 ± 0.146
Std Dev 1.032 ± 0.1032
Underflow 0
Overflow 0
χ² / ndf 5.175 / 7
Constant 9.003 ± 1.723
Mean −0.05493 ± 0.16869
Sigma 1.073 ± 0.141
10
8
6
4
2
0
−8
−6
−4
−2
0
2
4
6
8

Adet RMS (ppm)

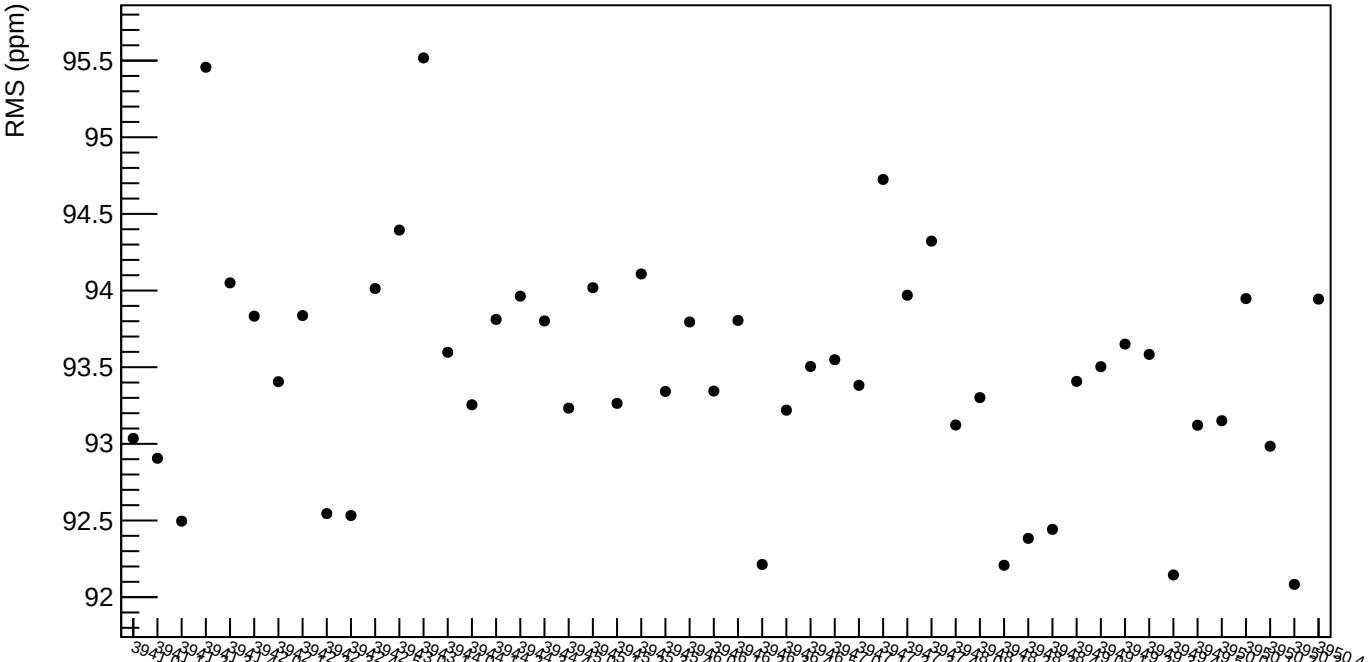

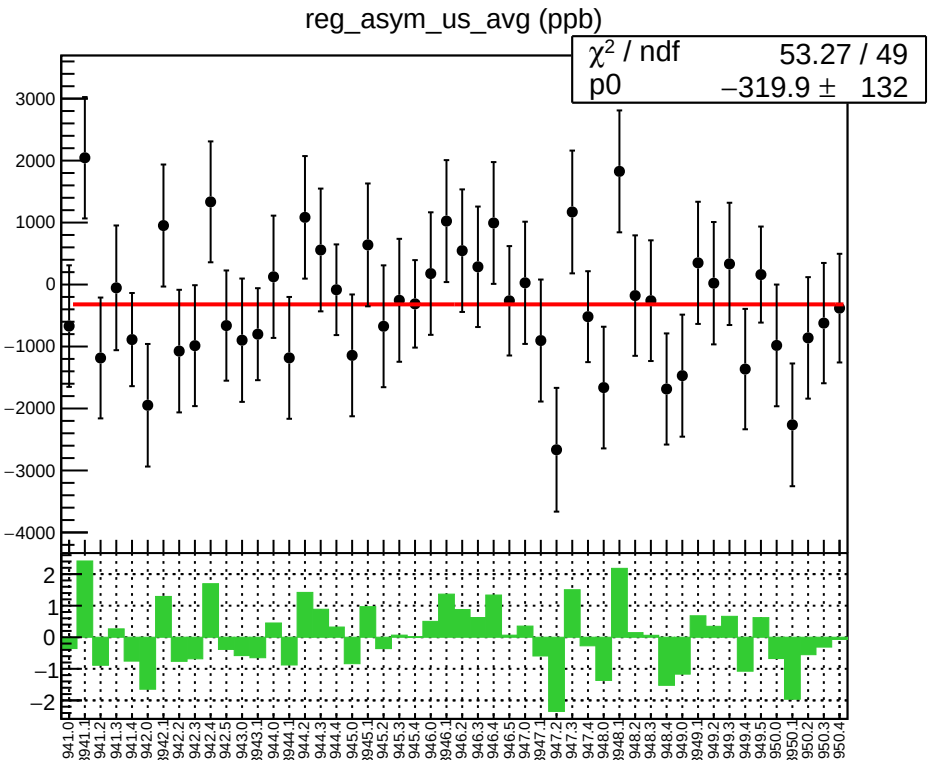
reg_asym_us_avg (ppb)
χ² / ndf 53.27 / 49
p0 −319.9 ± 132
3000
2000
1000
0
−1000
−2000
−3000
−4000
2
1
0
−1
−2
3941.0
3941.1
3941.2
3941.3
3941.4
3942.0
3942.1
3942.2
3942.3
3942.4
3942.5
3943.0
3943.1
3944.0
3944.1
3944.2
3944.3
3944.4
3945.0
3945.1
3945.2
3945.3
3945.4
3946.0
3946.1
3946.2
3946.3
3946.4
3946.5
3947.0
3947.1
3947.2
3947.3
3947.4
3948.0
3948.1
3948.2
3948.3
3948.4
3949.0
3949.1
3949.2
3949.3
3949.4
3949.5
3950.0
3950.1
3950.2
3950.3
3950.4

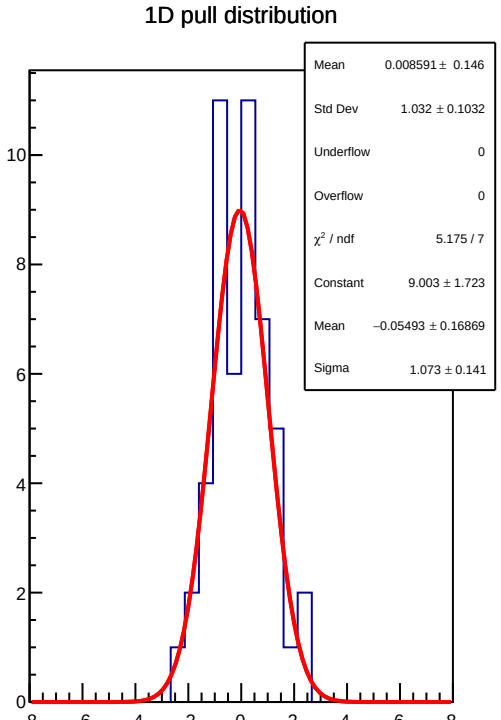
1D pull distribution
Mean 0.008591 ± 0.146
Std Dev 1.032 ± 0.1032
Underflow 0
Overflow 0
χ² / ndf 5.175 / 7
Constant 9.003 ± 1.723
Mean −0.05493 ± 0.16869
Sigma 1.073 ± 0.141
10
8
6
4
2
0
−8
−6
−4
−2
0
2
4
6
8

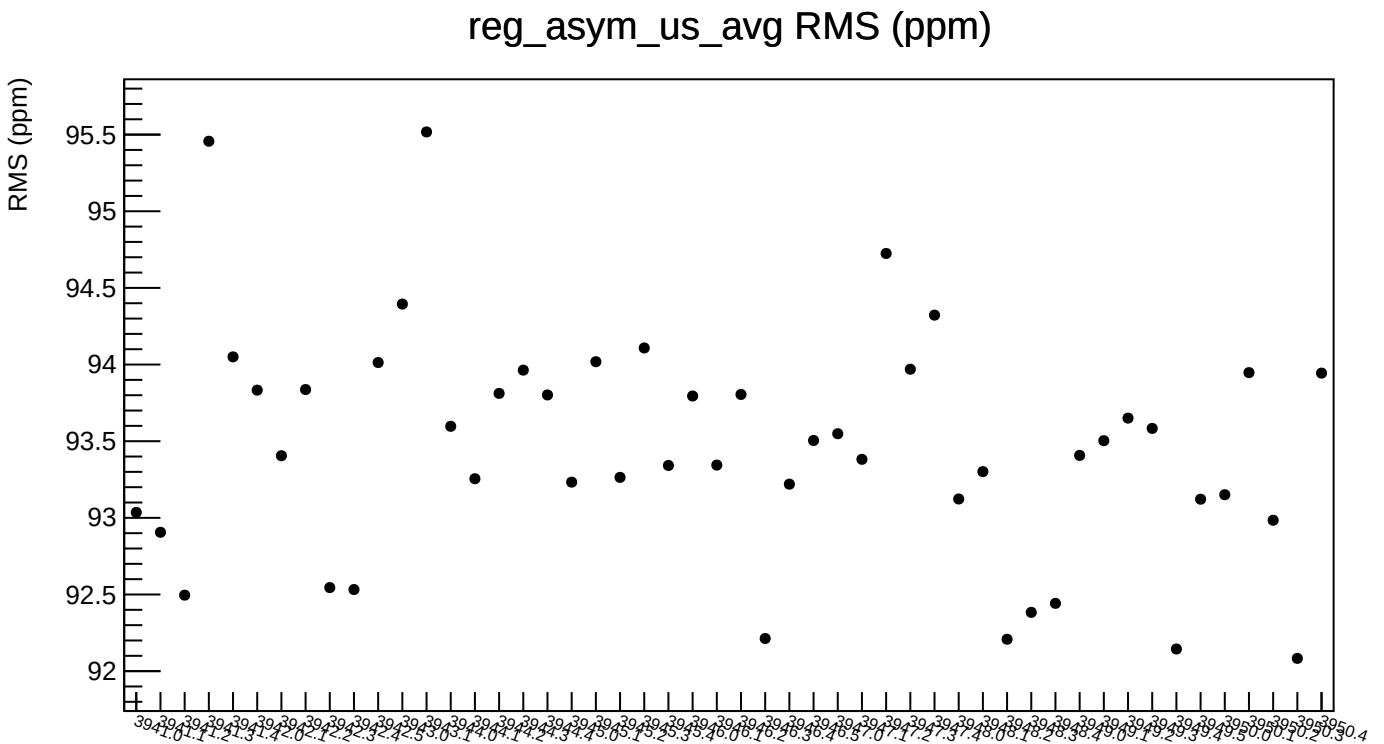
reg_asym_us_avg RMS (ppm)
RMS (ppm)
95.5
95
94.5
94
93.5
93
92.5
92

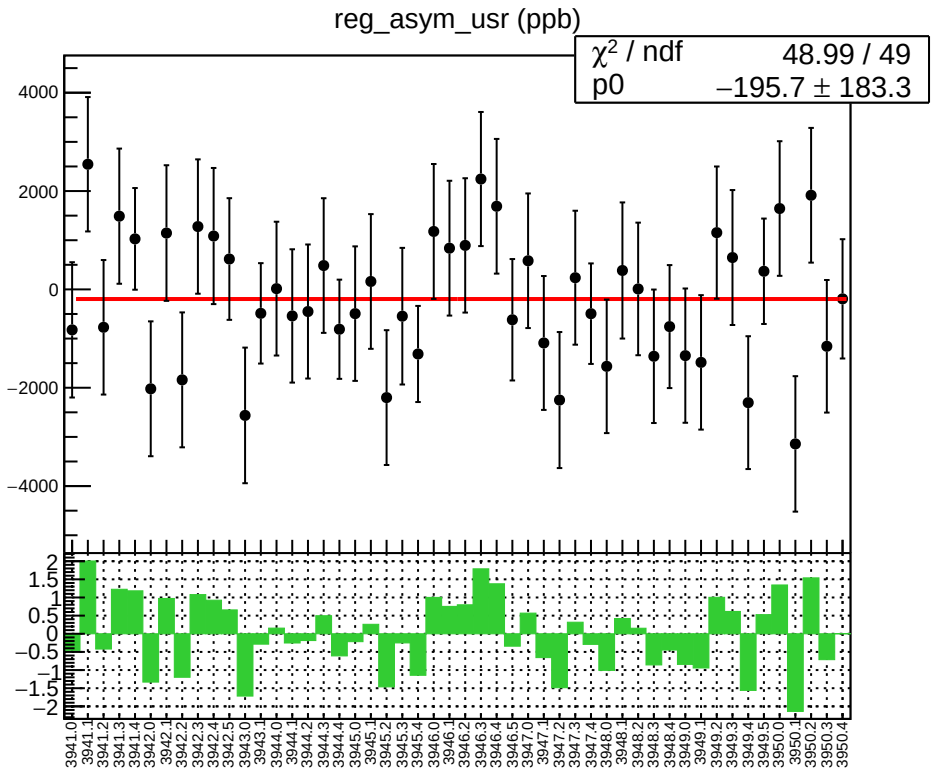
reg_asym_usr (ppb)
χ² / ndf 48.99 / 49
p0 −195.7 ± 183.3
4000
2000
0
−2000
−4000
2
1.5
1
0.5
0
−0.5
−1
−1.5
−2
3941.0
3941.1
3941.2
3941.3
3941.4
3942.0
3942.1
3942.2
3942.3
3942.4
3942.5
3943.0
3943.1
3944.0
3944.1
3944.2
3944.3
3944.4
3945.0
3945.1
3945.2
3945.3
3945.4
3946.0
3946.1
3946.2
3946.3
3946.4
3946.5
3947.0
3947.1
3947.2
3947.3
3947.4
3948.0
3948.1
3948.2
3948.3
3948.4
3949.0
3949.1
3949.2
3949.3
3949.4
3949.5
3950.0
3950.1
3950.2
3950.3
3950.4

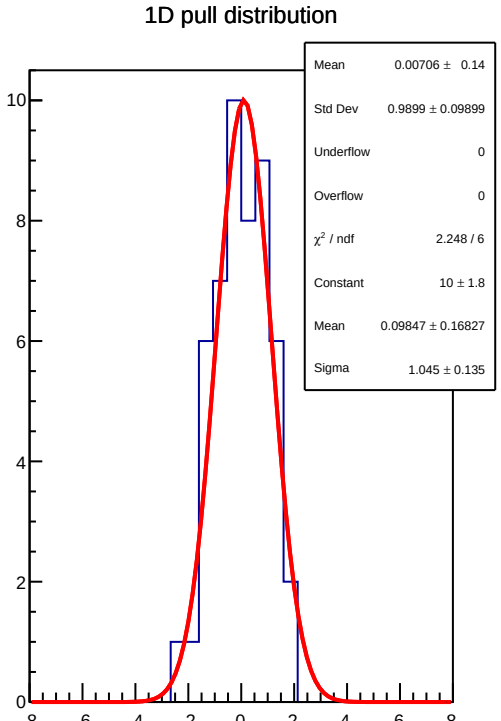
1D pull distribution
Mean 0.00706 ± 0.14
Std Dev 0.9899 ± 0.09899
Underflow 0
Overflow 0
χ² / ndf 2.248 / 6
Constant 10 ± 1.8
Mean 0.09847 ± 0.16827
Sigma 1.045 ± 0.135
10
8
6
4
2
0
−8
−6
−4
−2
0
2
4
6
8

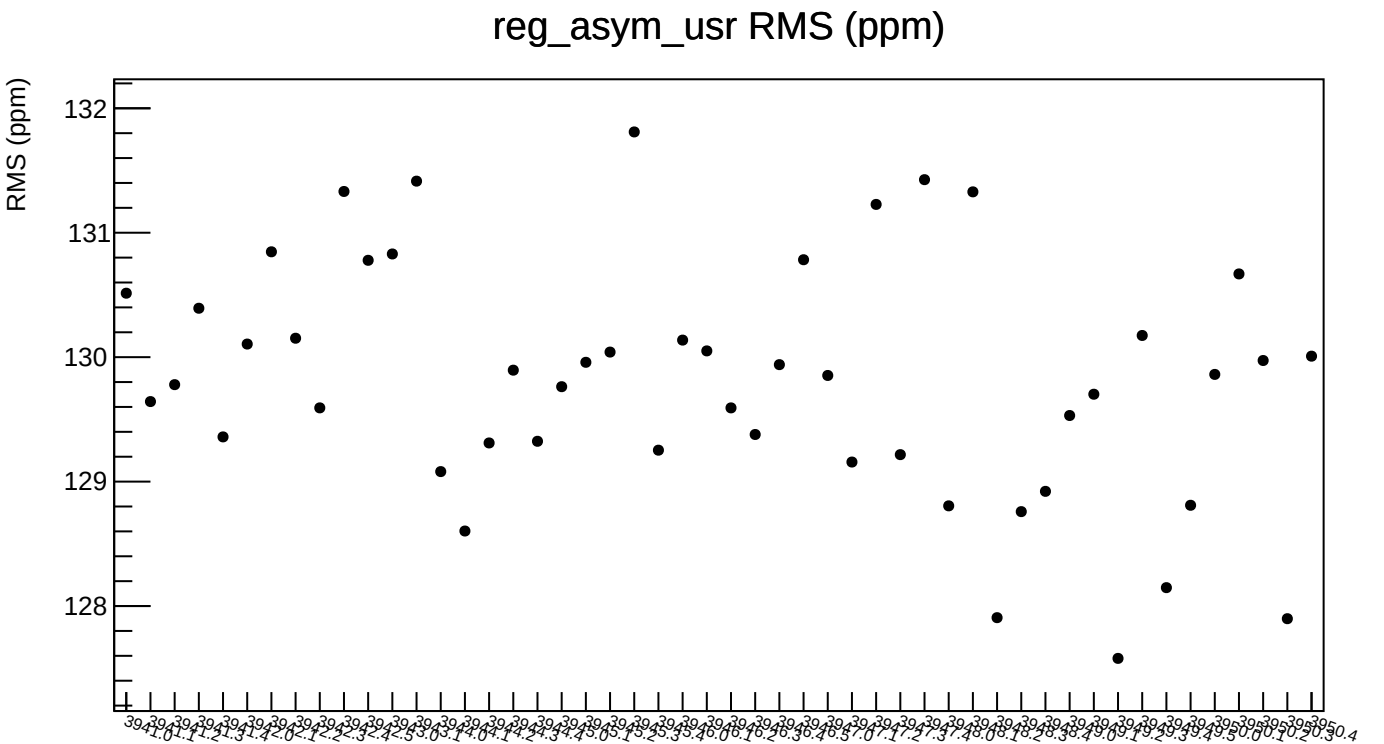
reg_asym_usr RMS (ppm)
RMS (ppm)
132
131
130
129
128

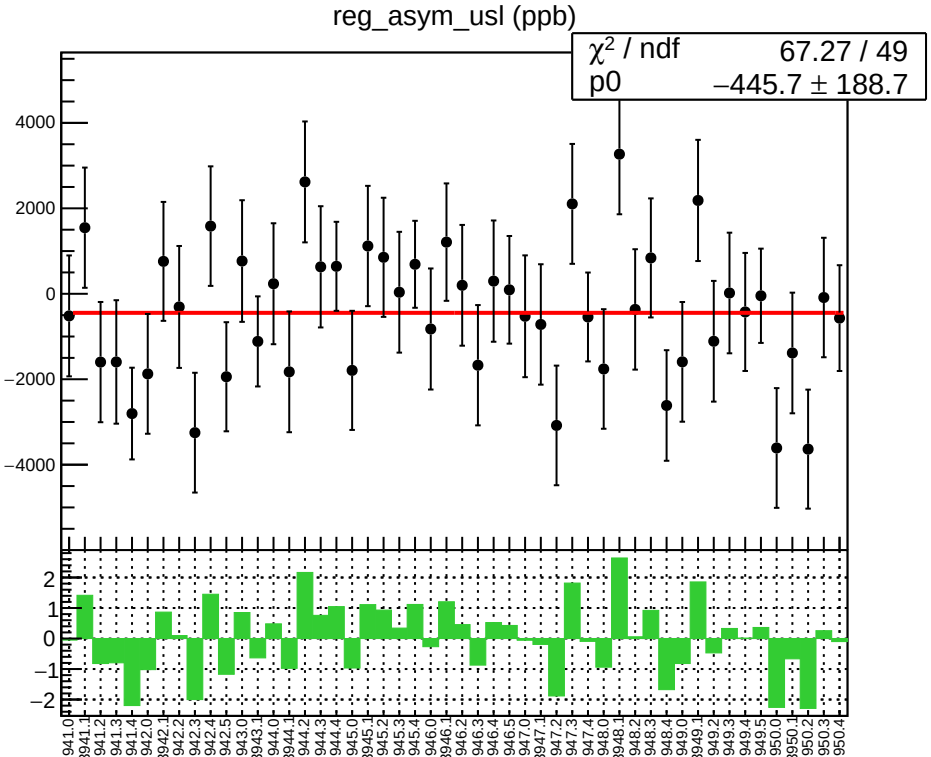
reg_asym_usl (ppb)
χ² / ndf 67.27 / 49
p0 −445.7 ± 188.7
4000
2000
0
−2000
−4000
2
1
0
−1
−2
3941.0
3941.1
3941.2
3941.3
3941.4
3942.0
3942.1
3942.2
3942.3
3942.4
3942.5
3943.0
3943.1
3944.0
3944.1
3944.2
3944.3
3944.4
3945.0
3945.1
3945.2
3945.3
3945.4
3946.0
3946.1
3946.2
3946.3
3946.4
3946.5
3947.0
3947.1
3947.2
3947.3
3947.4
3948.0
3948.1
3948.2
3948.3
3948.4
3949.0
3949.1
3949.2
3949.3
3949.4
3949.5
3950.0
3950.1
3950.2
3950.3
3950.4

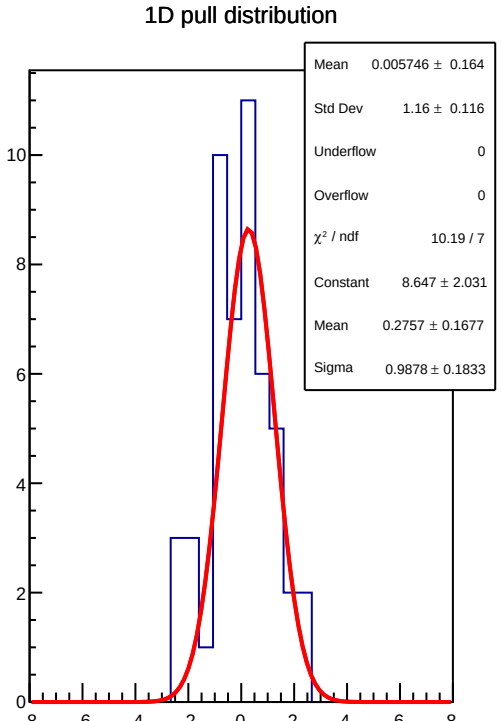
1D pull distribution
Mean 0.005746 ± 0.164
Std Dev 1.16 ± 0.116
Underflow 0
Overflow 0
χ² / ndf 10.19 / 7
Constant 8.647 ± 2.031
Mean 0.2757 ± 0.1677
Sigma 0.9878 ± 0.1833
10
8
6
4
2
0
−8
−6
−4
−2
0
2
4
6
8

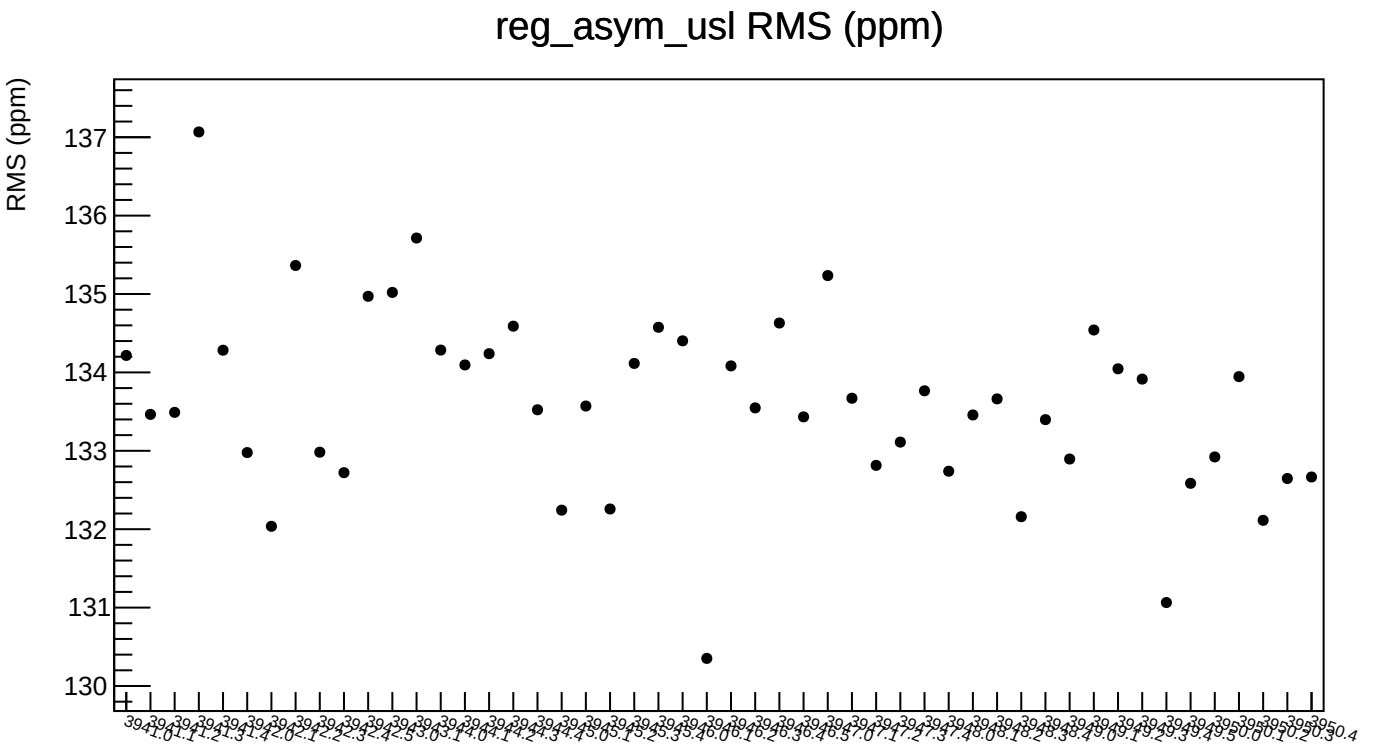
reg_asym_usl RMS (ppm)
RMS (ppm)
137
136
135
134
133
132
131
130

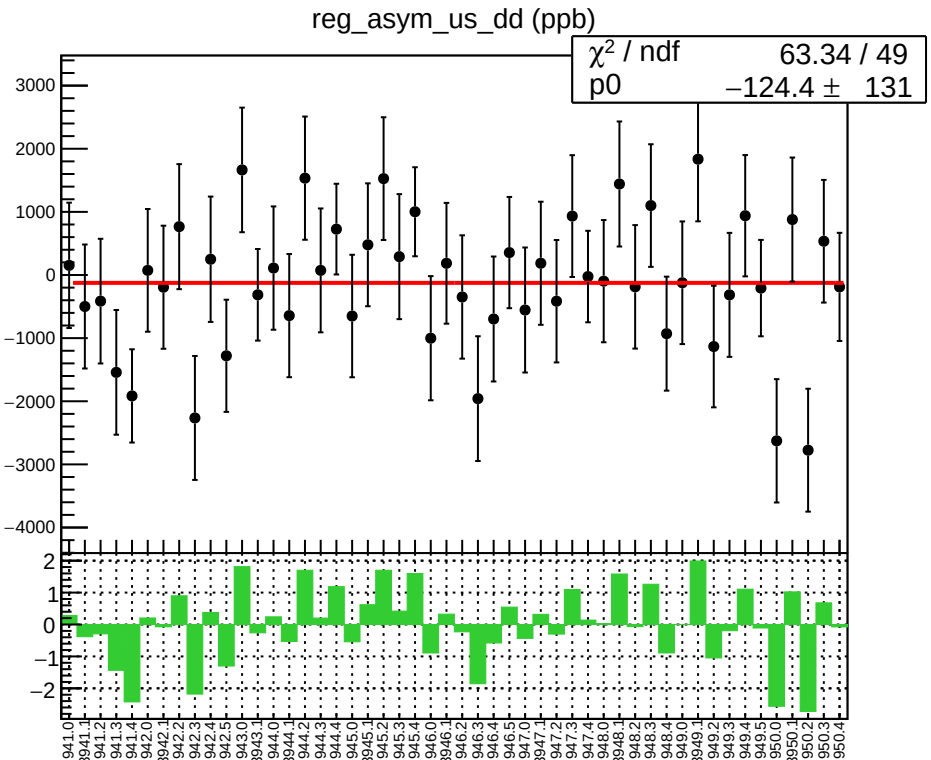
reg_asym_us_dd (ppb)
χ² / ndf 63.34 / 49
p0 −124.4 ± 131
3000
2000
1000
0
−1000
−2000
−3000
−4000
2
1
0
−1
−2
3941.0
3941.1
3941.2
3941.3
3941.4
3942.0
3942.1
3942.2
3942.3
3942.4
3942.5
3943.0
3943.1
3944.0
3944.1
3944.2
3944.3
3944.4
3945.0
3945.1
3945.2
3945.3
3945.4
3946.0
3946.1
3946.2
3946.3
3946.4
3946.5
3947.0
3947.1
3947.2
3947.3
3947.4
3948.0
3948.1
3948.2
3948.3
3948.4
3949.0
3949.1
3949.2
3949.3
3949.4
3949.5
3950.0
3950.1
3950.2
3950.3
3950.4

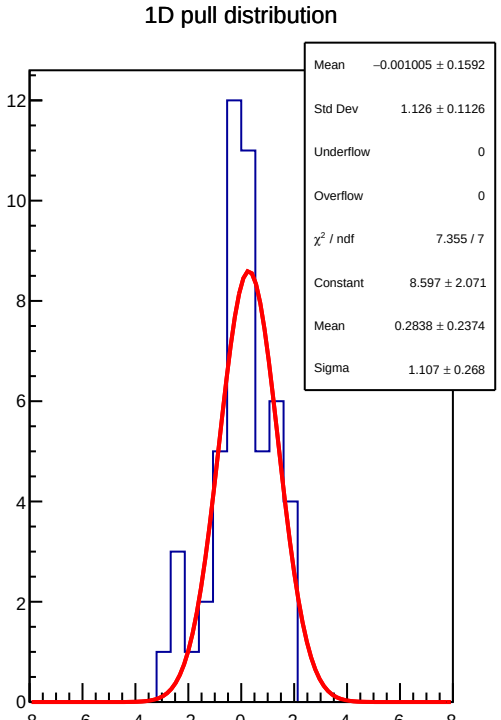
1D pull distribution
Mean −0.001005 ± 0.1592
Std Dev 1.126 ± 0.1126
Underflow 0
Overflow 0
χ² / ndf 7.355 / 7
Constant 8.597 ± 2.071
Mean 0.2838 ± 0.2374
Sigma 1.107 ± 0.268
12
10
8
6
4
2
0
−8
−6
−4
−2
0
2
4
6
8

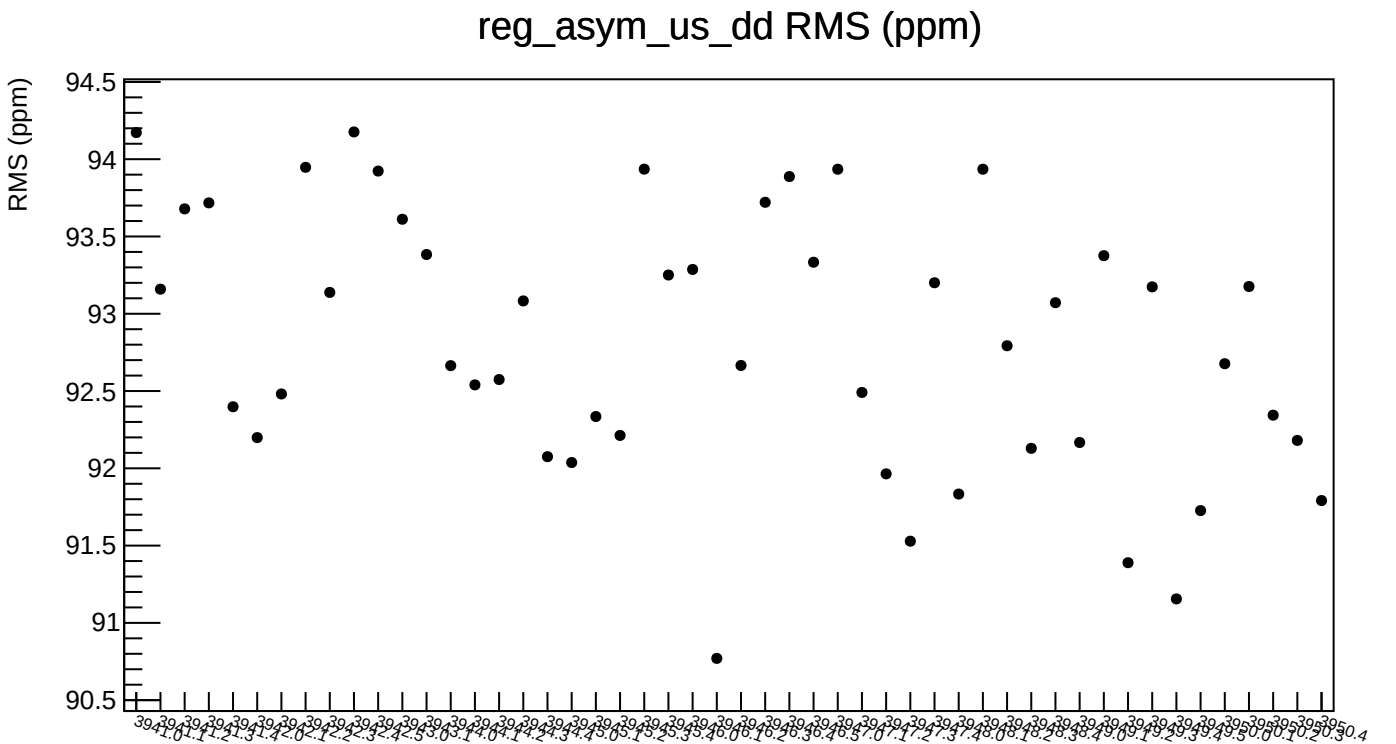
reg_asym_us_dd RMS (ppm)
RMS (ppm)
94.5
94
93.5
93
92.5
92
91.5
91
90.5

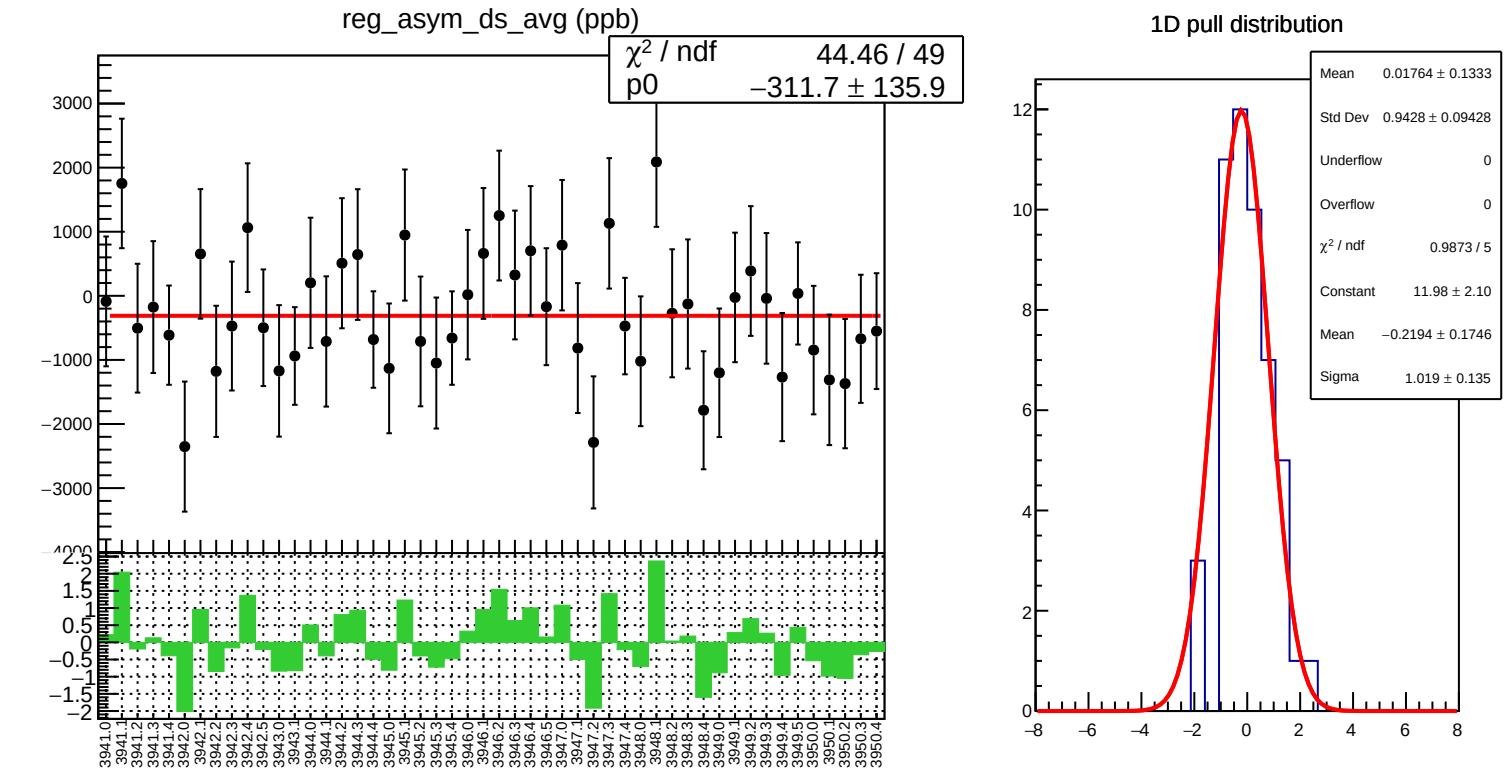
reg_asym_ds_avg (ppb)
χ² / ndf 44.46 / 49
p0 −311.7 ± 135.9
1D pull distribution
Mean 0.01764 ± 0.1333
Std Dev 0.9428 ± 0.09428
Underflow 0
Overflow 0
χ² / ndf 0.9873 / 5
Constant 11.98 ± 2.10
Mean −0.2194 ± 0.1746
Sigma 1.019 ± 0.135

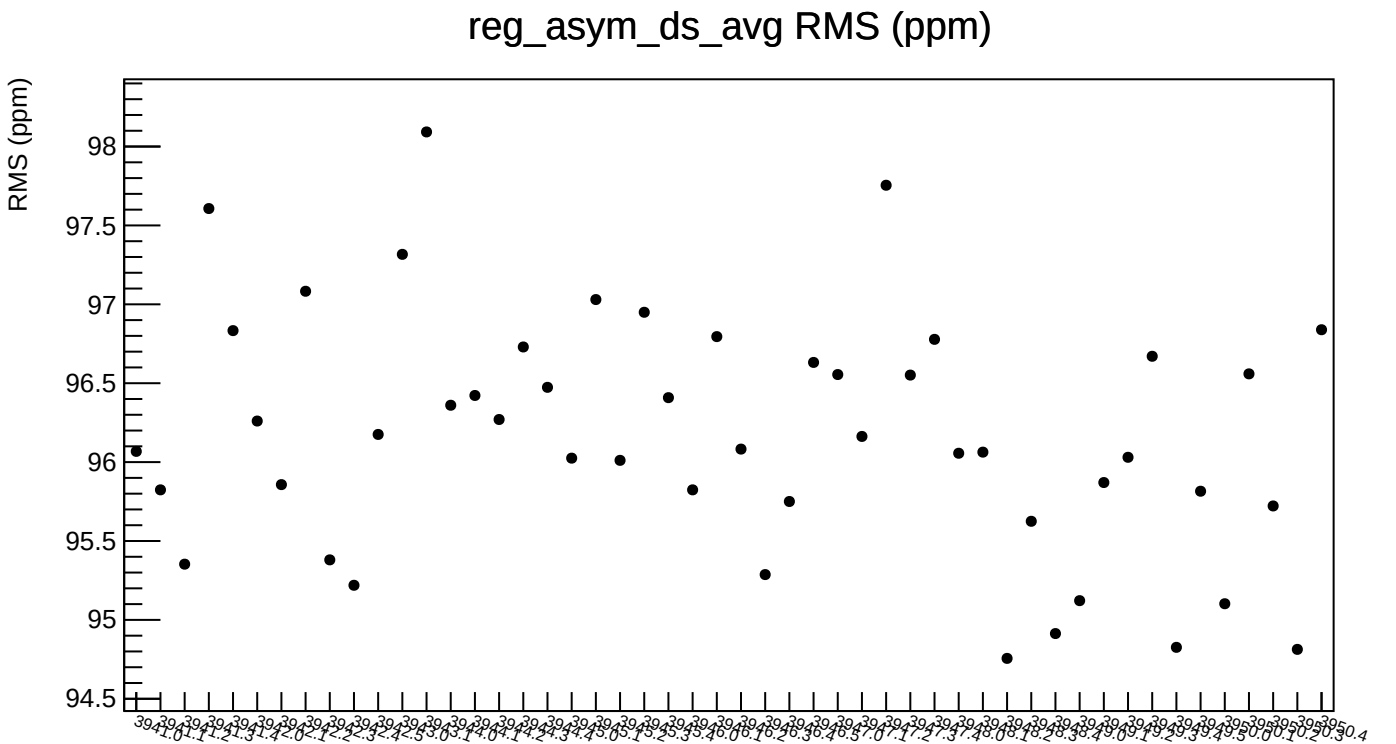
reg_asym_ds_avg RMS (ppm)
RMS (ppm)
98
97.5
97
96.5
96
95.5
95
94.5

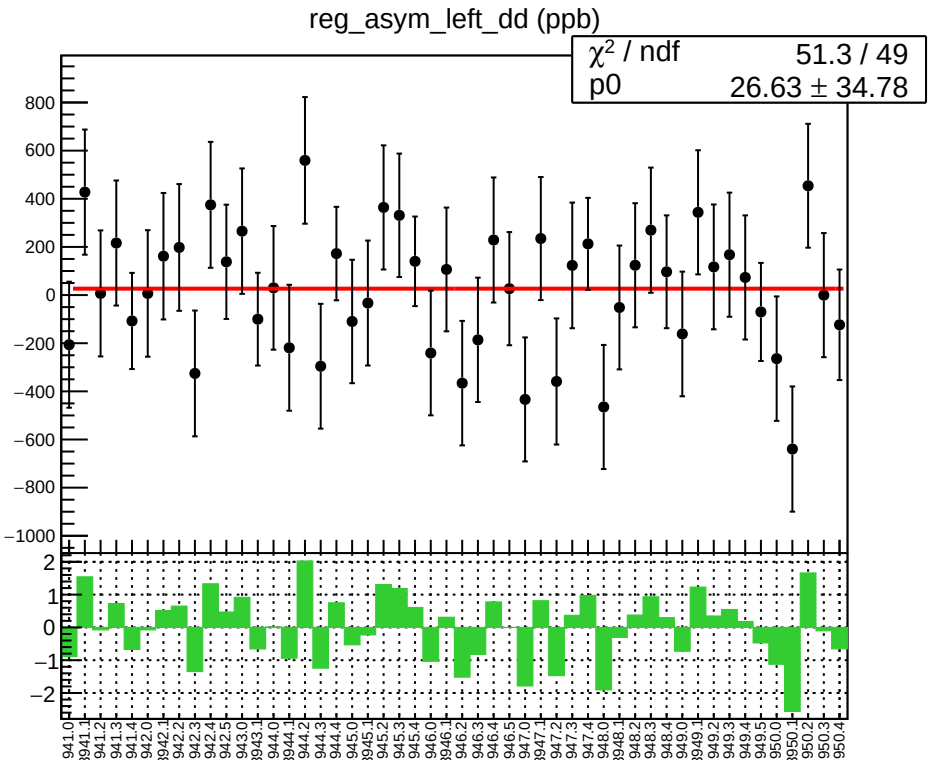
reg_asym_left_dd (ppb)
χ² / ndf 51.3 / 49
p0 26.63 ± 34.78

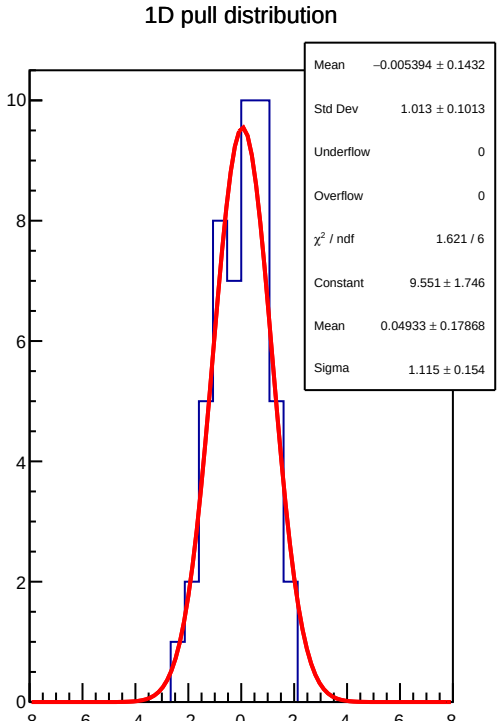
1D pull distribution
Mean −0.005394 ± 0.1432
Std Dev 1.013 ± 0.1013
Underflow 0
Overflow 0
χ² / ndf 1.621 / 6
Constant 9.551 ± 1.746
Mean 0.04933 ± 0.17868
Sigma 1.115 ± 0.154

reg_asym_left_dd RMS (ppm)

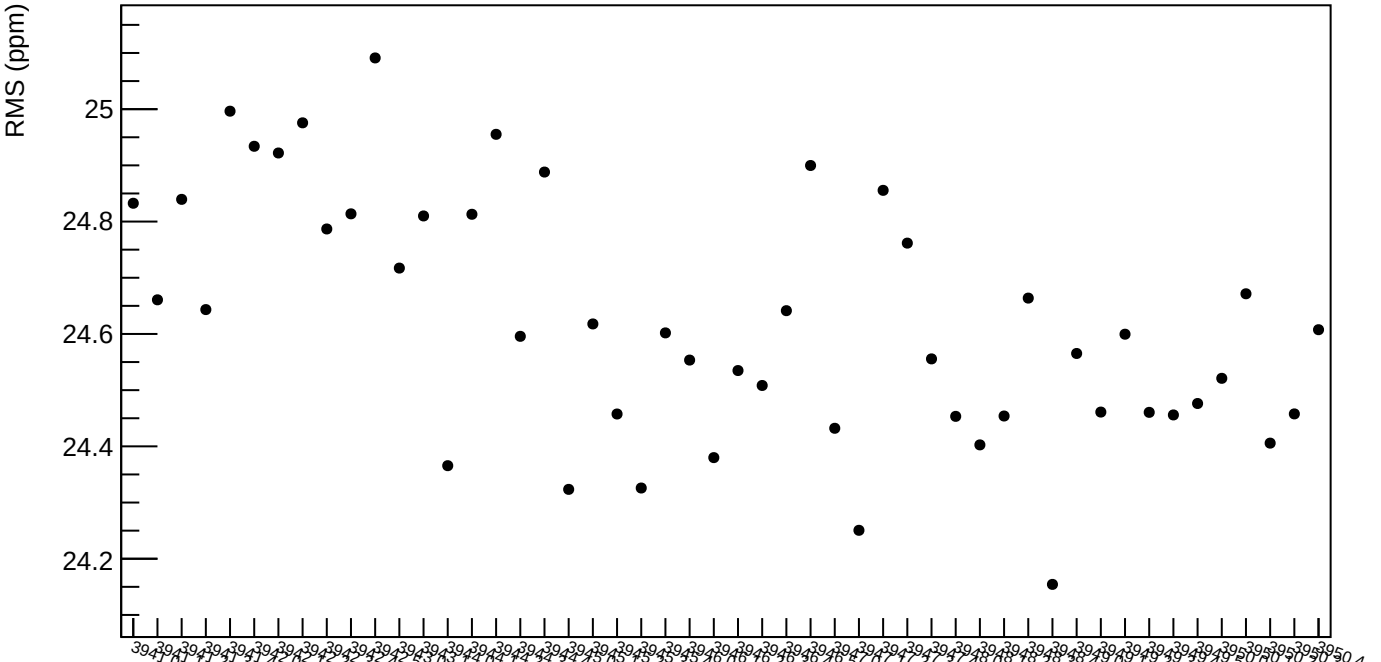

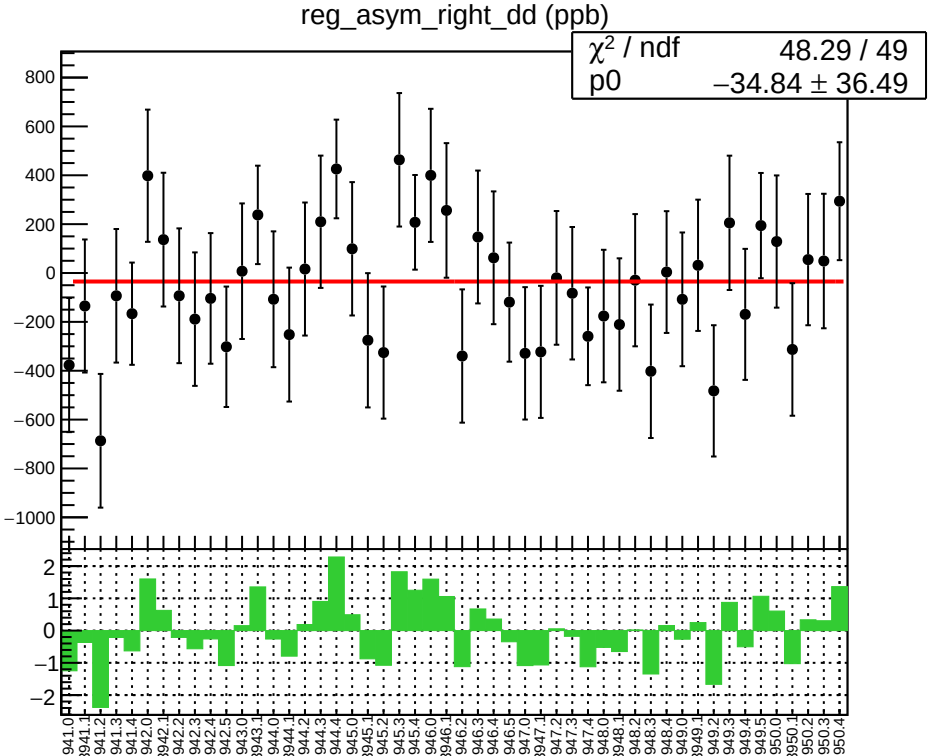
reg_asym_right_dd (ppb)
χ² / ndf 48.29 / 49
p0 −34.84 ± 36.49

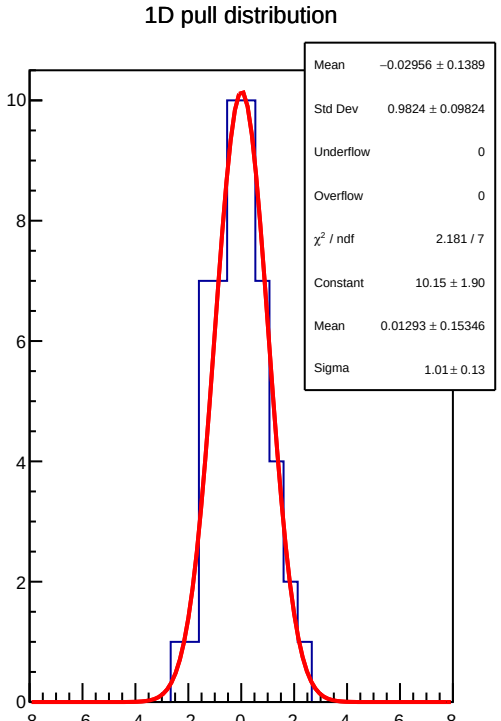
1D pull distribution
Mean −0.02956 ± 0.1389
Std Dev 0.9824 ± 0.09824
Underflow 0
Overflow 0
χ² / ndf 2.181 / 7
Constant 10.15 ± 1.90
Mean 0.01293 ± 0.15346
Sigma 1.01 ± 0.13
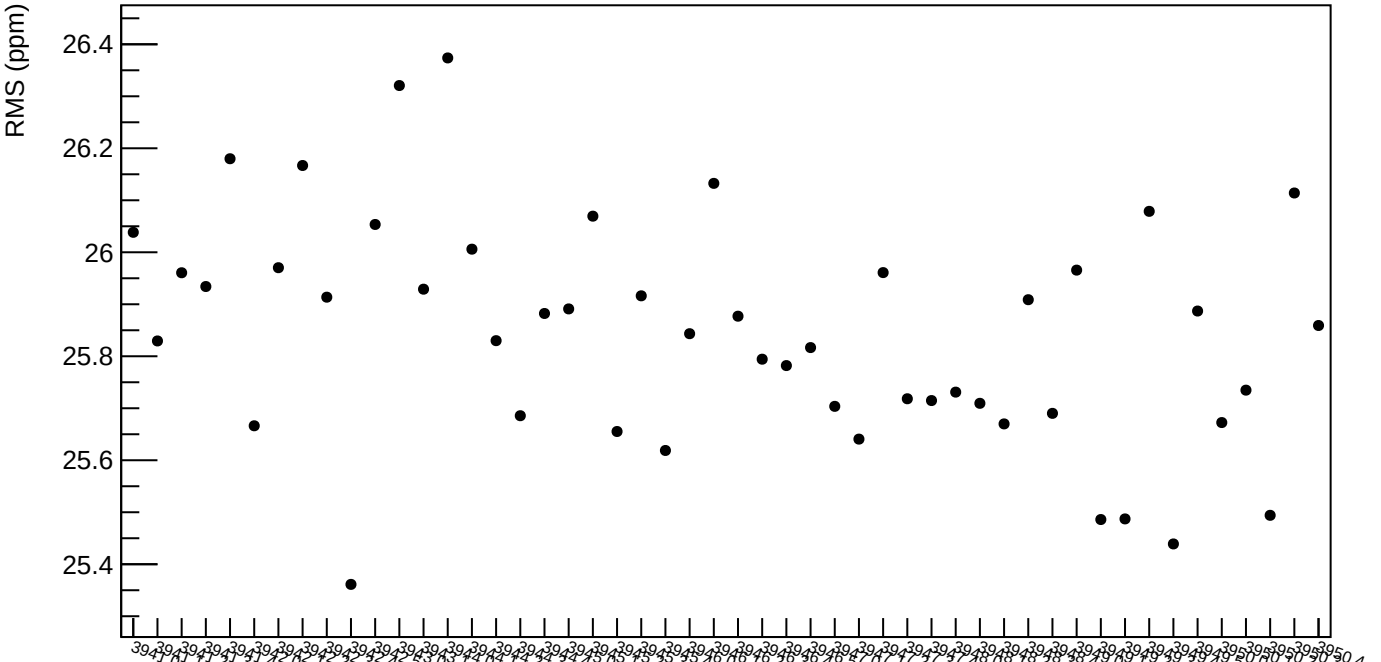
reg_asym_right_dd RMS (ppm)