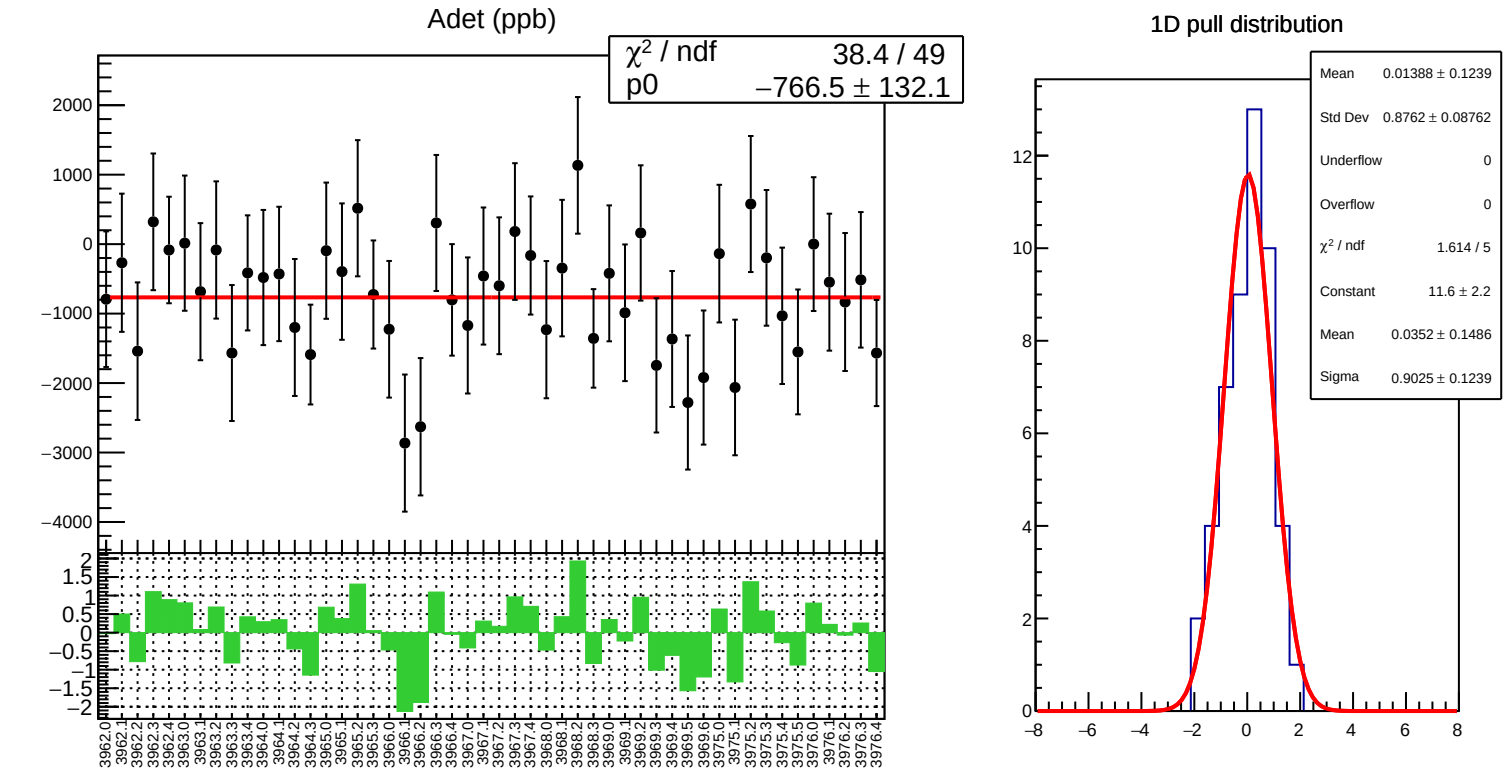
Adet (ppb)
χ² / ndf 38.4 / 49
p0 −766.5 ± 132.1
1D pull distribution
Mean 0.01388 ± 0.1239
Std Dev 0.8762 ± 0.08762
Underflow 0
Overflow 0
χ² / ndf 1.614 / 5
Constant 11.6 ± 2.2
Mean 0.0352 ± 0.1486
Sigma 0.9025 ± 0.1239

Adet RMS (ppm)

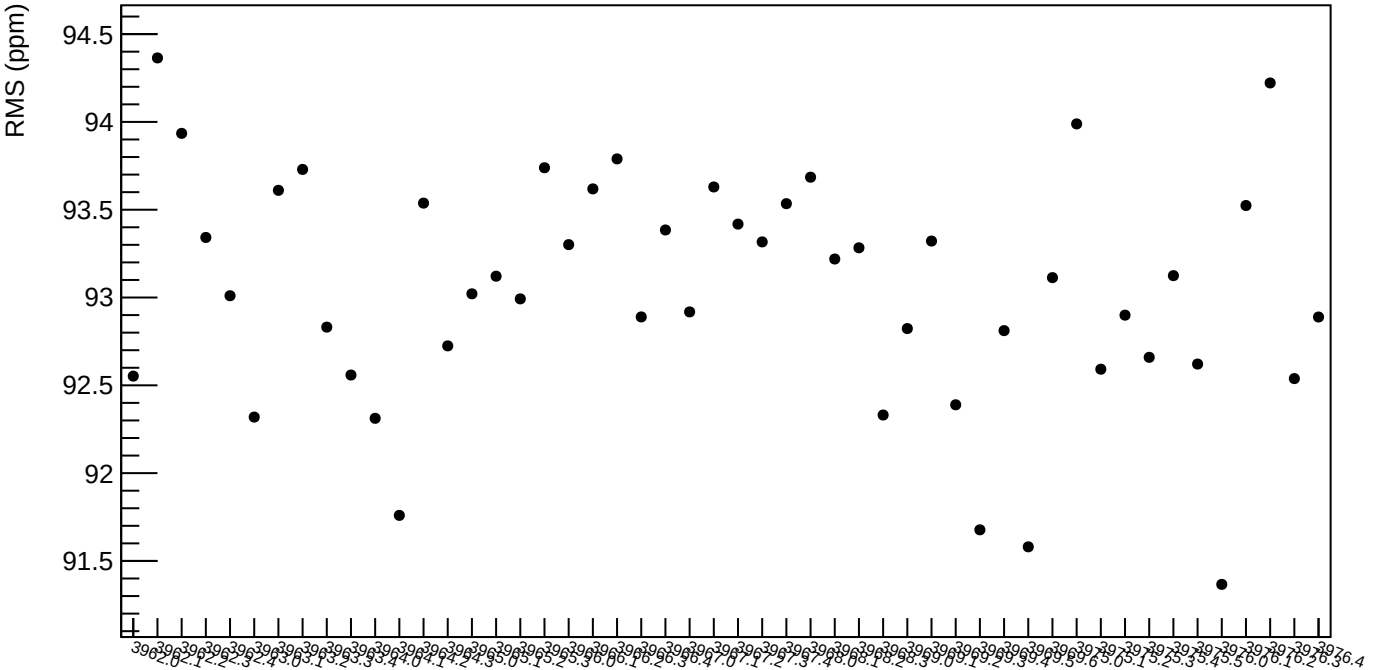

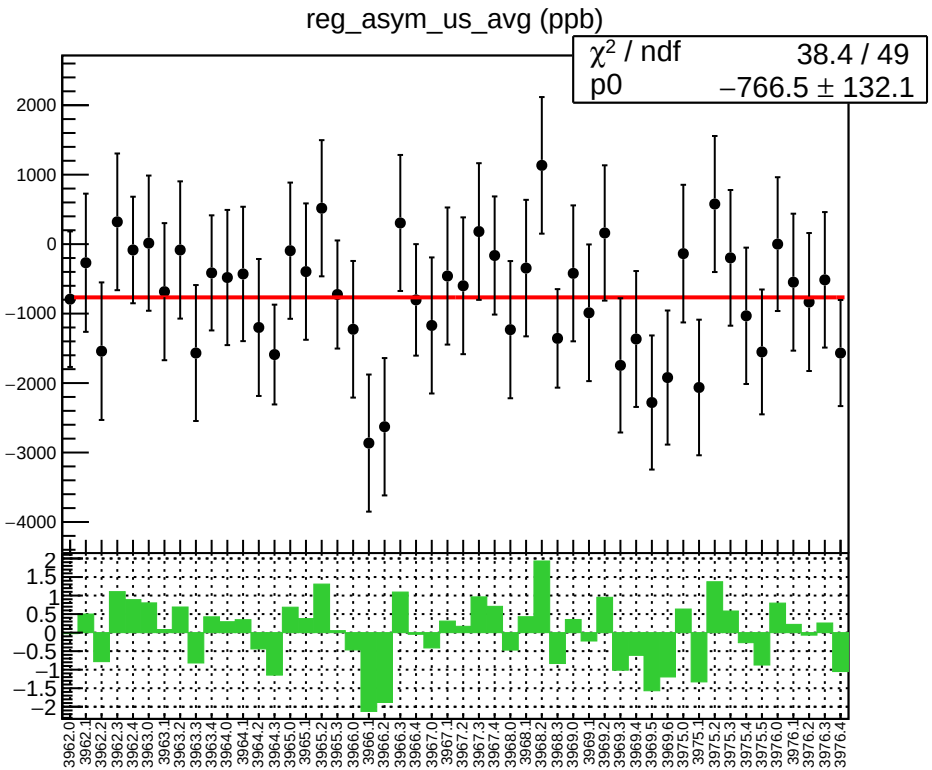
reg_asym_us_avg (ppb)
χ² / ndf 38.4 / 49
p0 −766.5 ± 132.1
2000
1000
0
−1000
−2000
−3000
−4000
2
1.5
1
0.5
0
−0.5
−1
−1.5
−2
3962.0
3962.1
3962.2
3962.3
3962.4
3963.0
3963.1
3963.2
3963.3
3963.4
3964.0
3964.1
3964.2
3964.3
3965.0
3965.1
3965.2
3965.3
3966.0
3966.1
3966.2
3966.3
3966.4
3967.0
3967.1
3967.2
3967.3
3967.4
3968.0
3968.1
3968.2
3968.3
3969.0
3969.1
3969.2
3969.3
3969.4
3969.5
3969.6
3975.0
3975.1
3975.2
3975.3
3975.4
3975.5
3976.0
3976.1
3976.2
3976.3
3976.4

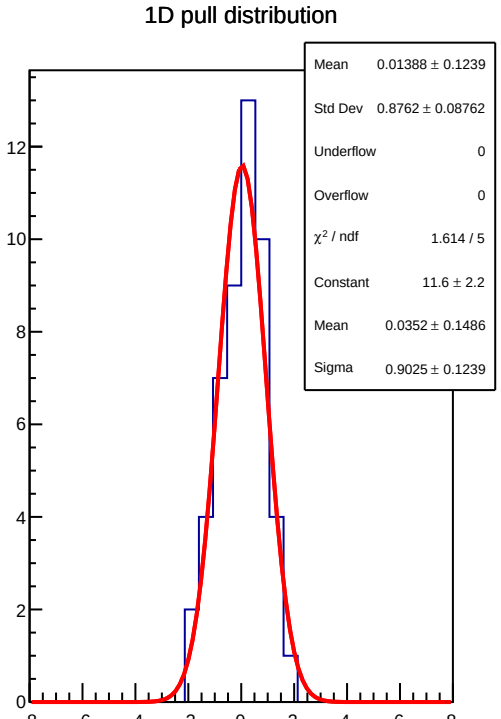
1D pull distribution
Mean 0.01388 ± 0.1239
Std Dev 0.8762 ± 0.08762
Underflow 0
Overflow 0
χ² / ndf 1.614 / 5
Constant 11.6 ± 2.2
Mean 0.0352 ± 0.1486
Sigma 0.9025 ± 0.1239
12
10
8
6
4
2
0
−8
−6
−4
−2
0
2
4
6
8

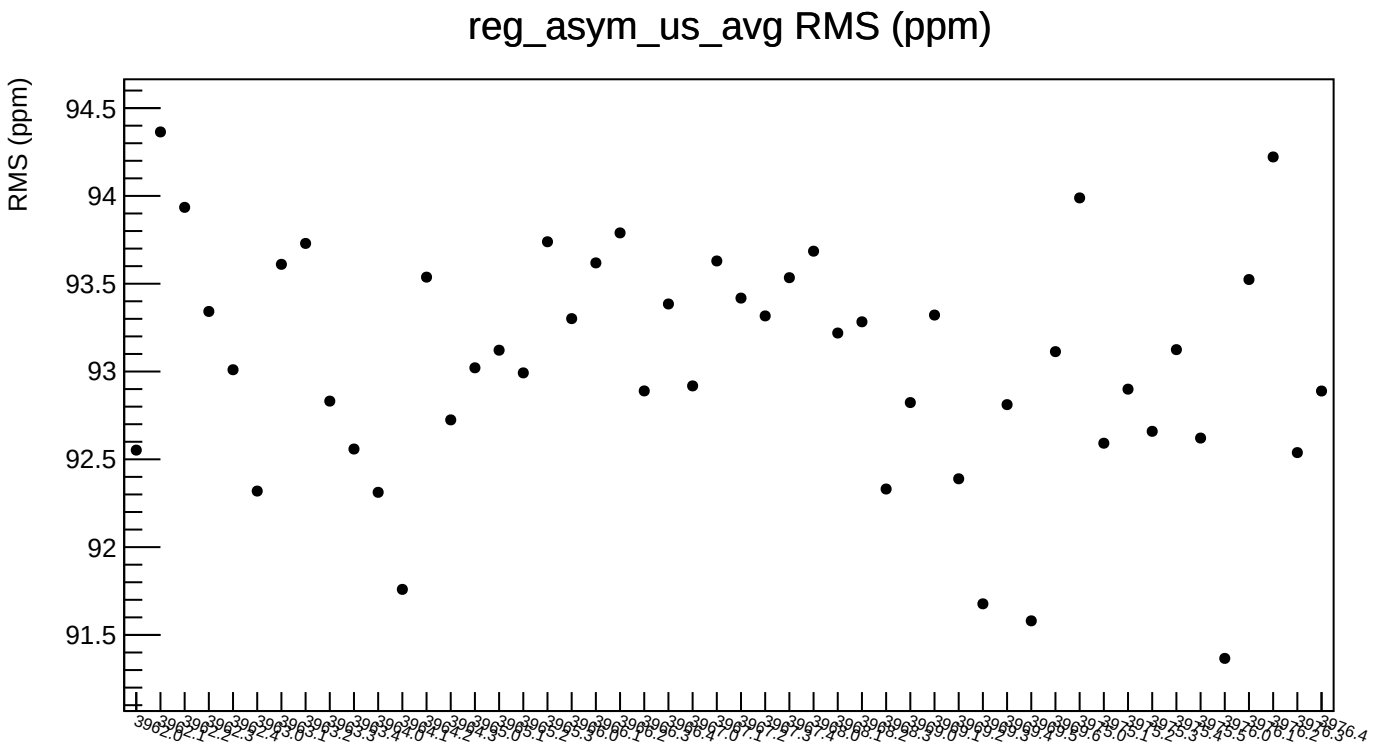
reg_asym_us_avg RMS (ppm)
RMS (ppm)
94.5
94
93.5
93
92.5
92
91.5

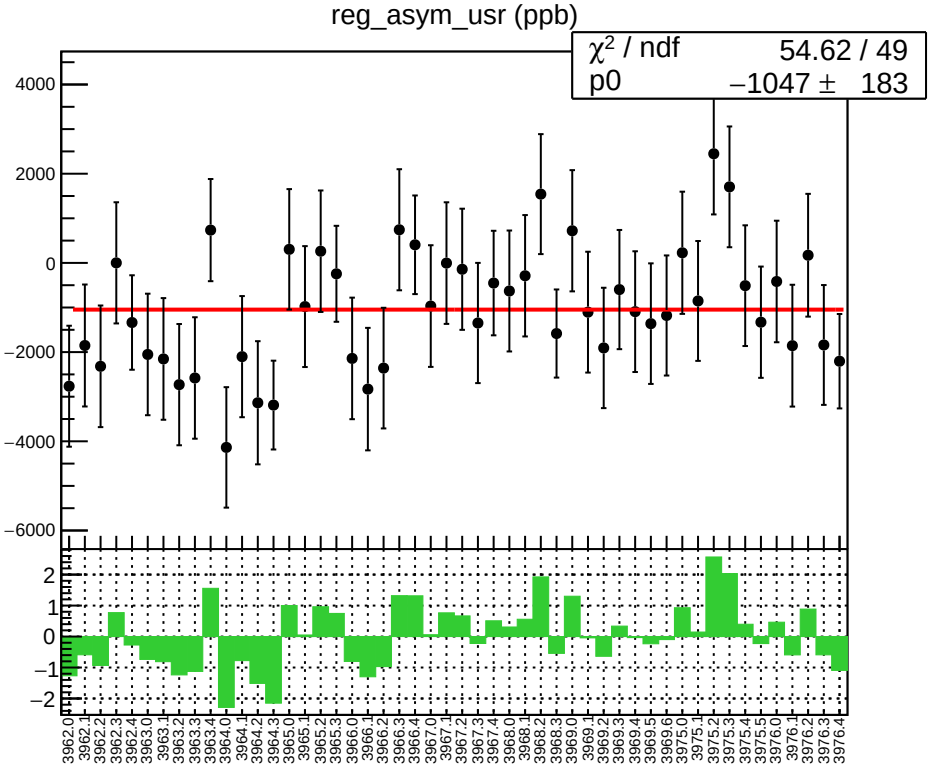
reg_asym_usr (ppb)
χ² / ndf 54.62 / 49
p0 −1047 ± 183
4000
2000
0
−2000
−4000
−6000
2
1
0
−1
−2
3962.0
3962.1
3962.2
3962.3
3962.4
3963.0
3963.1
3963.2
3963.3
3963.4
3964.0
3964.1
3964.2
3964.3
3965.0
3965.1
3965.2
3965.3
3966.0
3966.1
3966.2
3966.3
3966.4
3967.0
3967.1
3967.2
3967.3
3967.4
3968.0
3968.1
3968.2
3968.3
3969.0
3969.1
3969.2
3969.3
3969.4
3969.5
3969.6
3975.0
3975.1
3975.2
3975.3
3975.4
3975.5
3976.0
3976.1
3976.2
3976.3
3976.4

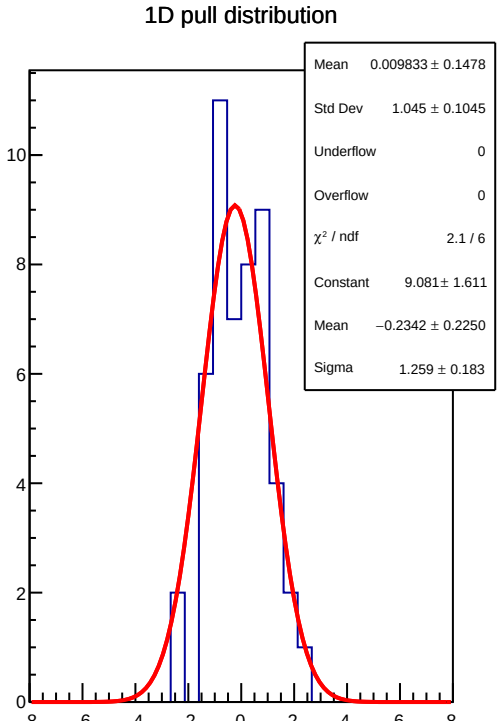
1D pull distribution
Mean 0.009833 ± 0.1478
Std Dev 1.045 ± 0.1045
Underflow 0
Overflow 0
χ² / ndf 2.1 / 6
Constant 9.081± 1.611
Mean −0.2342 ± 0.2250
Sigma 1.259 ± 0.183
10
8
6
4
2
0
−8
−6
−4
−2
0
2
4
6
8

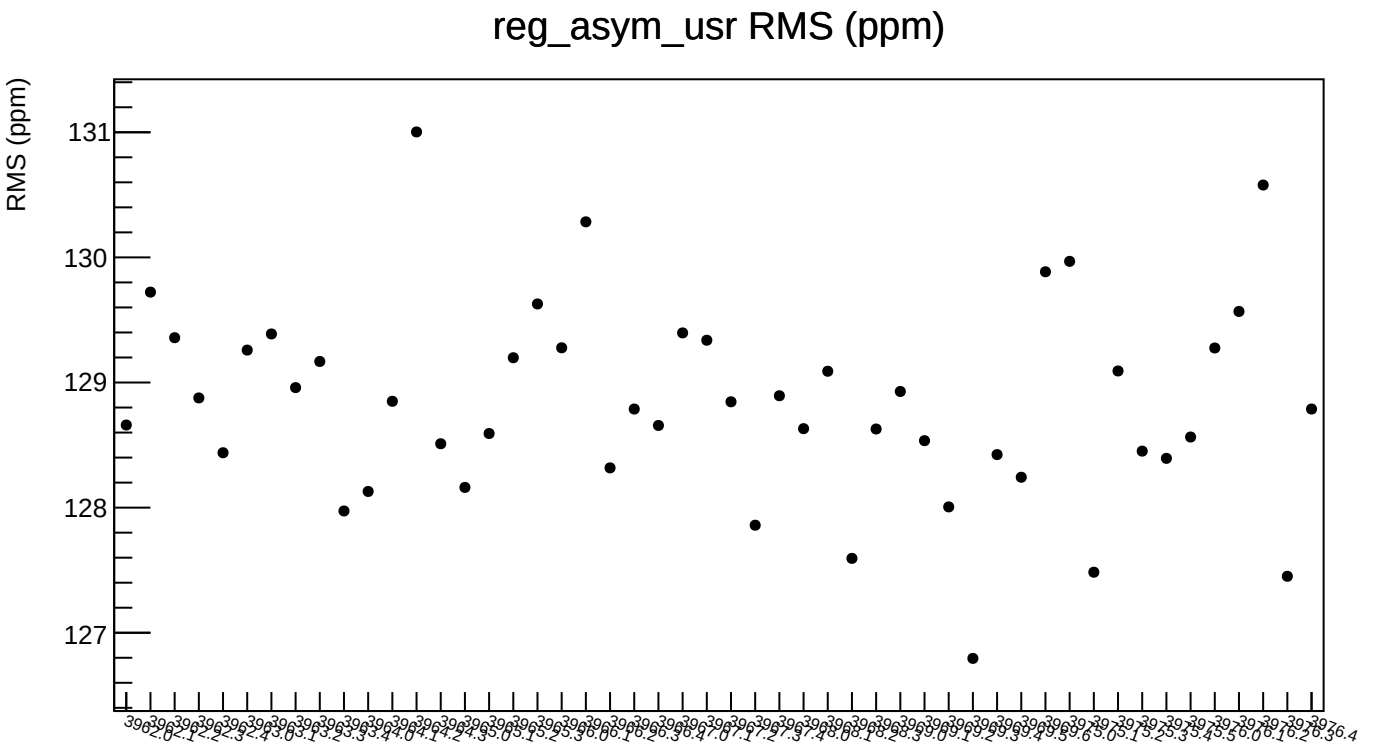
reg_asym_usr RMS (ppm)
RMS (ppm)
131
130
129
128
127

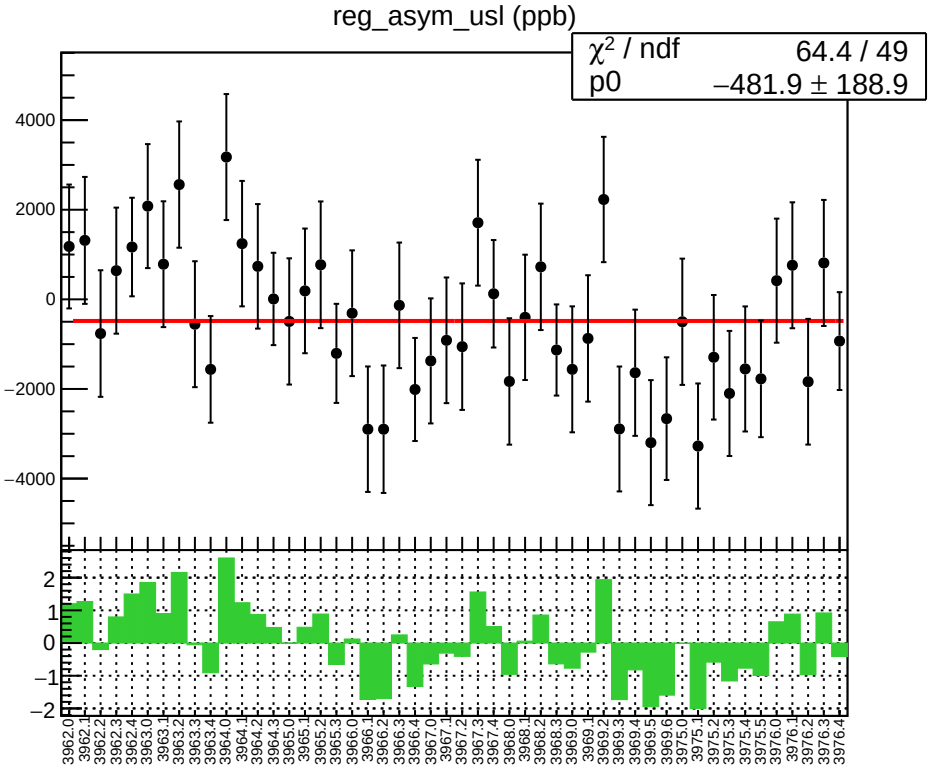
reg_asym_usl (ppb)
χ² / ndf 64.4 / 49
p0 −481.9 ± 188.9
4000
2000
0
−2000
−4000
2
1
0
−1
−2
3962.0
3962.1
3962.2
3962.3
3962.4
3963.0
3963.1
3963.2
3963.3
3963.4
3964.0
3964.1
3964.2
3964.3
3965.0
3965.1
3965.2
3965.3
3966.0
3966.1
3966.2
3966.3
3966.4
3967.0
3967.1
3967.2
3967.3
3967.4
3968.0
3968.1
3968.2
3968.3
3969.0
3969.1
3969.2
3969.3
3969.4
3969.5
3969.6
3975.0
3975.1
3975.2
3975.3
3975.4
3975.5
3976.0
3976.1
3976.2
3976.3
3976.4

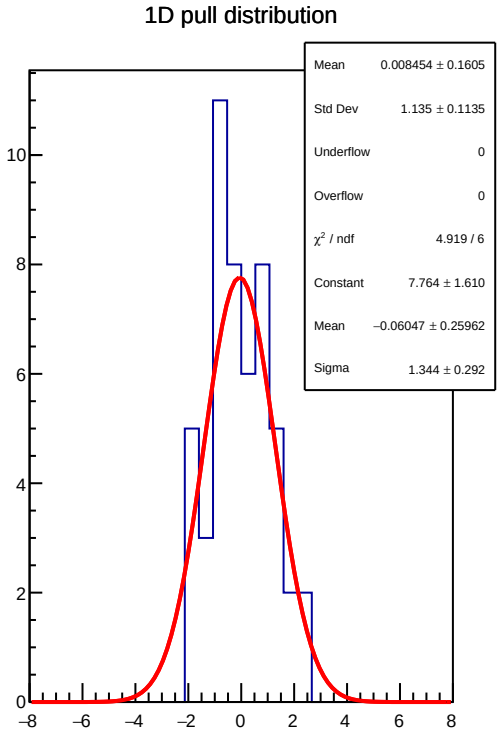
1D pull distribution
Mean 0.008454 ± 0.1605
Std Dev 1.135 ± 0.1135
Underflow 0
Overflow 0
χ² / ndf 4.919 / 6
Constant 7.764 ± 1.610
Mean −0.06047 ± 0.25962
Sigma 1.344 ± 0.292
10
8
6
4
2
0
−8
−6
−4
−2
0
2
4
6
8

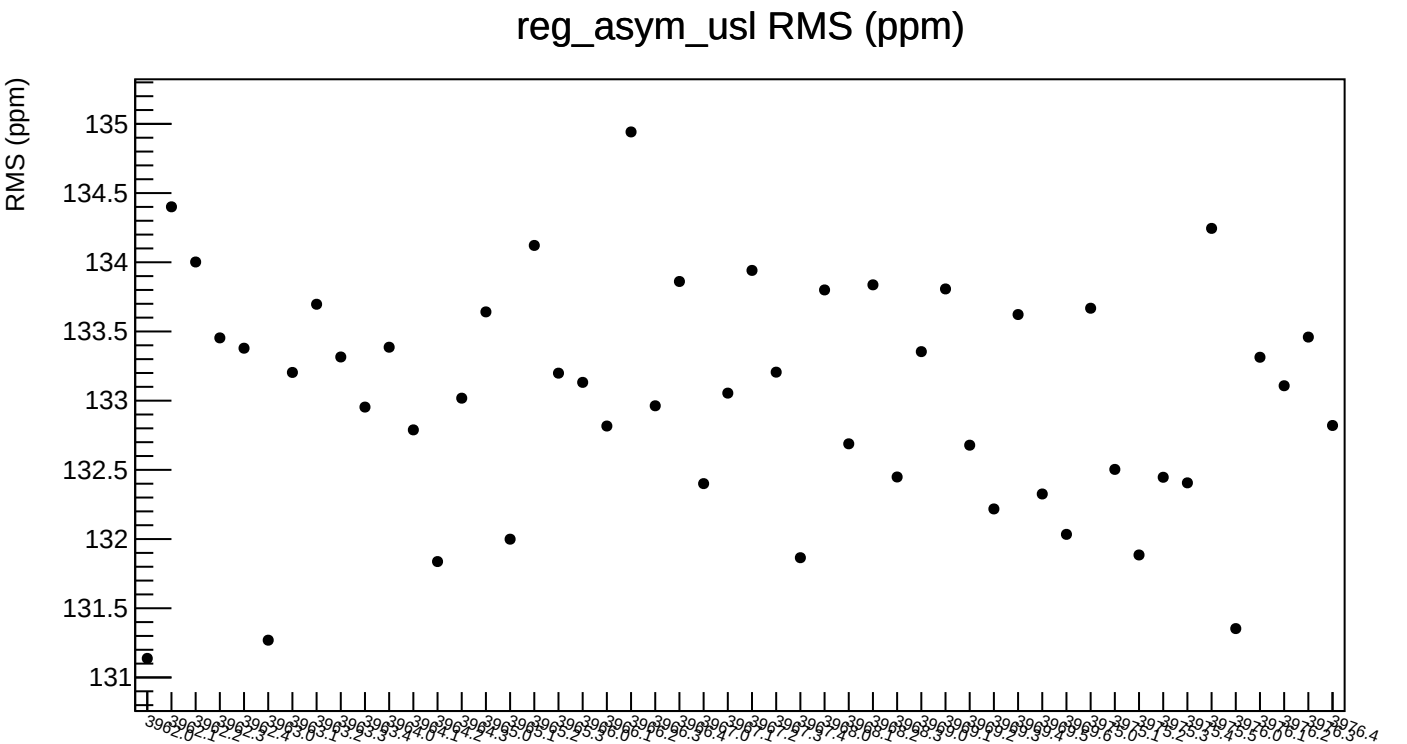
reg_asym_usl RMS (ppm)
RMS (ppm)
135
134.5
134
133.5
133
132.5
132
131.5
131

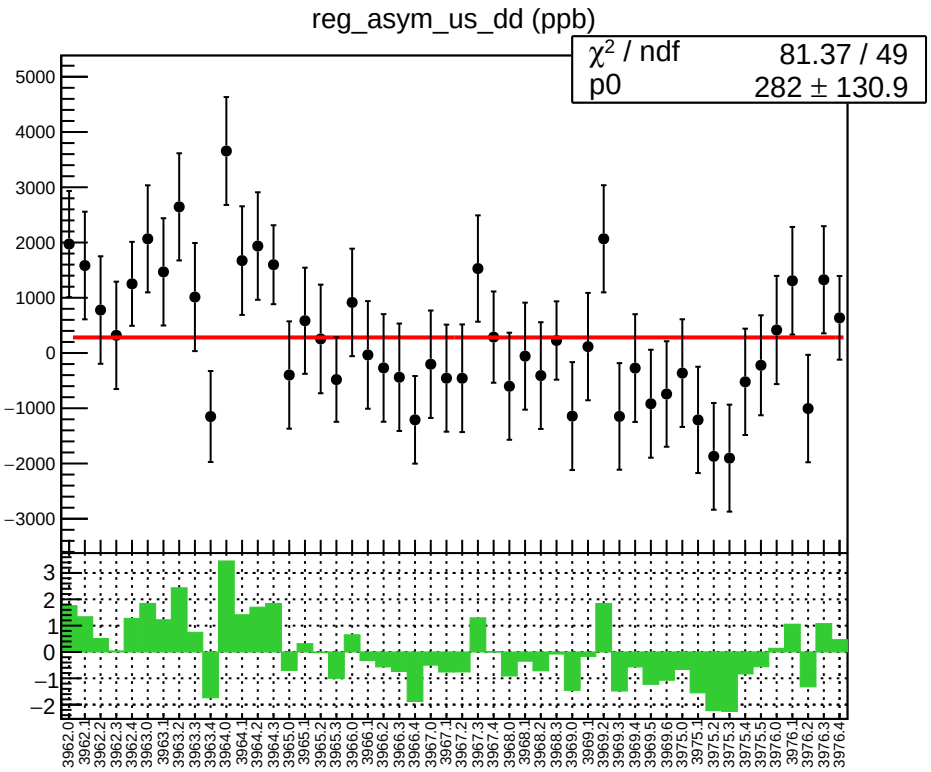
reg_asym_us_dd (ppb)
χ² / ndf 81.37 / 49
p0 282 ± 130.9


1D pull distribution
Mean −0.0003688 ± 0.1804
Std Dev 1.276 ± 0.1276
Underflow 0
Overflow 0
χ² / ndf 8.582 / 8
Constant 6.34 ± 1.35
Mean −0.135 ± 0.272
Sigma 1.486 ± 0.291

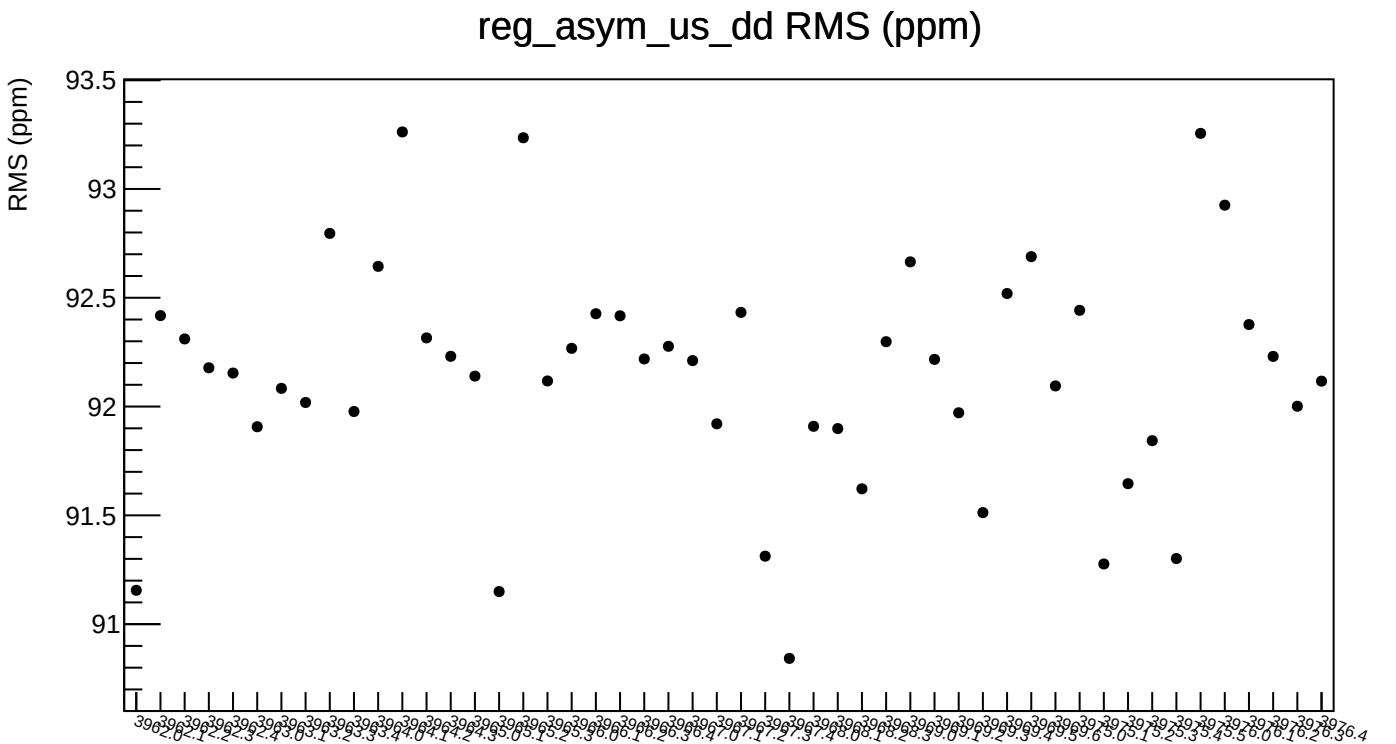
reg_asym_us_dd RMS (ppm)
RMS (ppm)
93.5
93
92.5
92
91.5
91

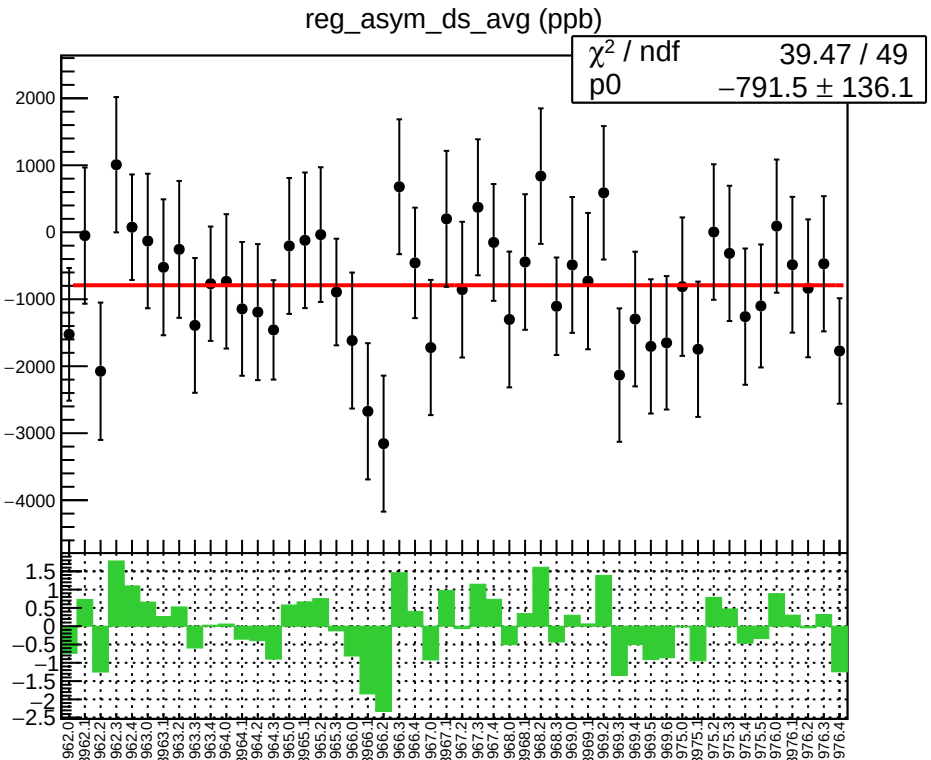
reg_asym_ds_avg (ppb)
χ^2 / ndf 39.47 / 49
p0 −791.5 ± 136.1

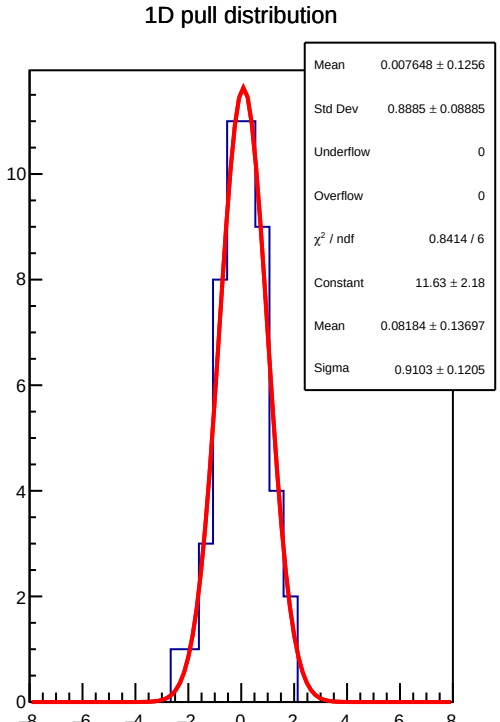
1D pull distribution
Mean 0.007648 ± 0.1256
Std Dev 0.8885 ± 0.08885
Underflow 0
Overflow 0
χ^2 / ndf 0.8414 / 6
Constant 11.63 ± 2.18
Mean 0.08184 ± 0.13697
Sigma 0.9103 ± 0.1205

reg_asym_ds_avg RMS (ppm)

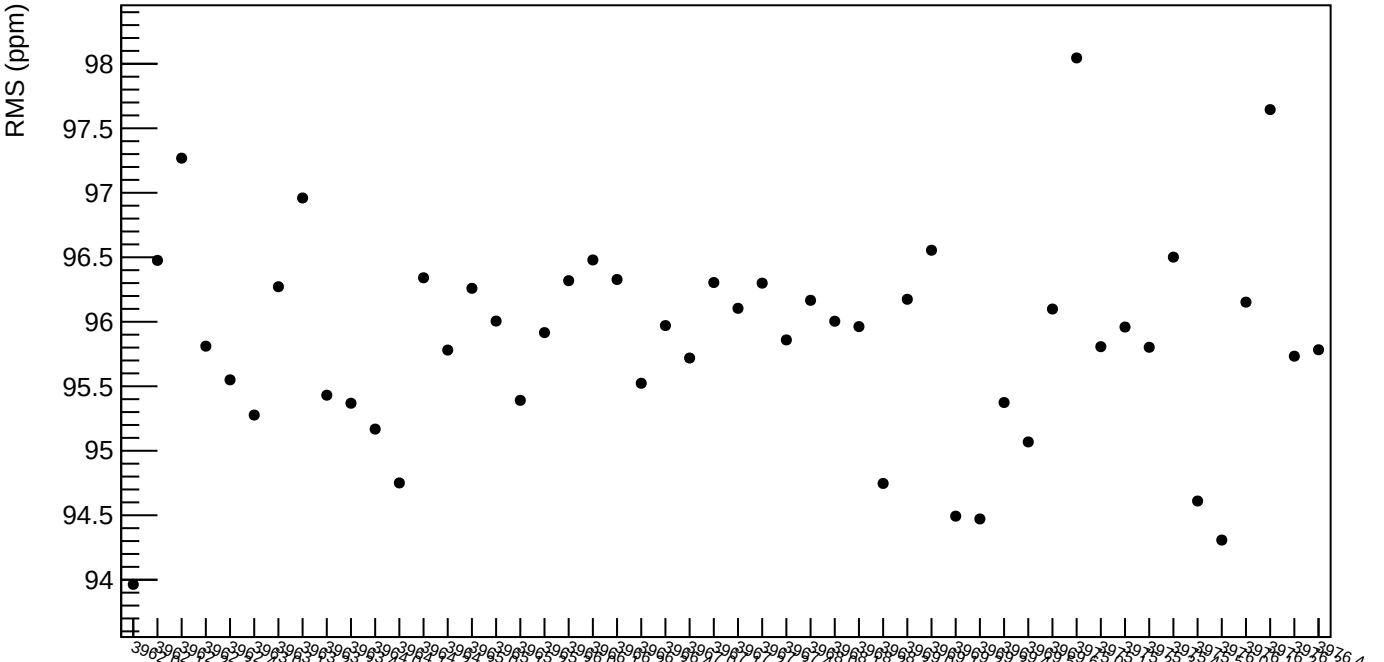

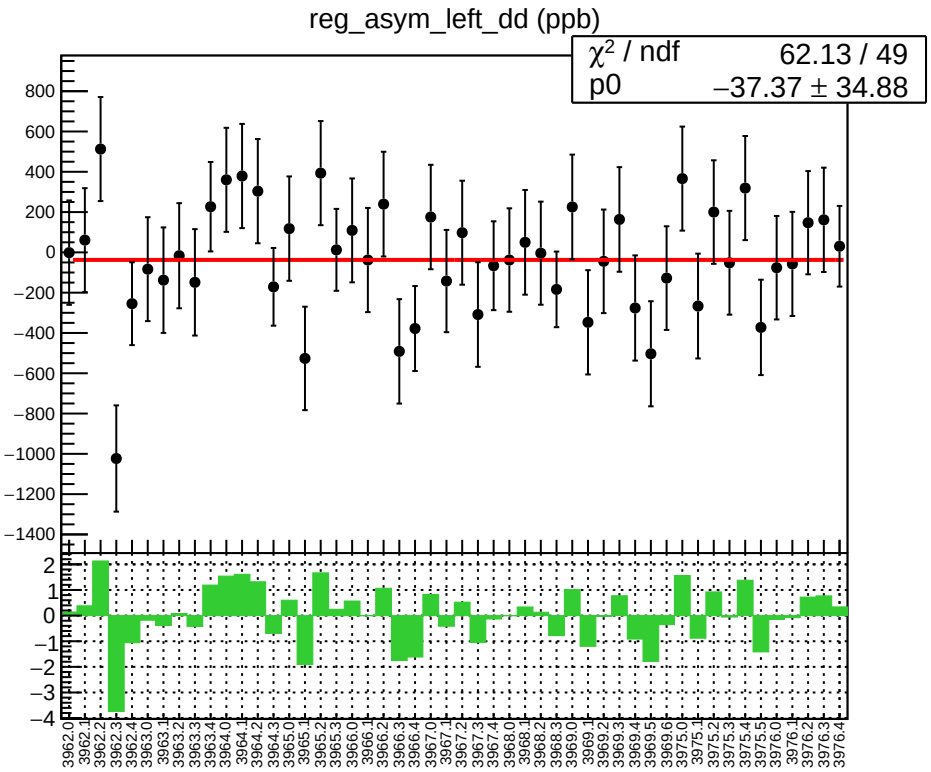
reg_asym_left_dd (ppb)
χ² / ndf 62.13 / 49
p0 −37.37 ± 34.88

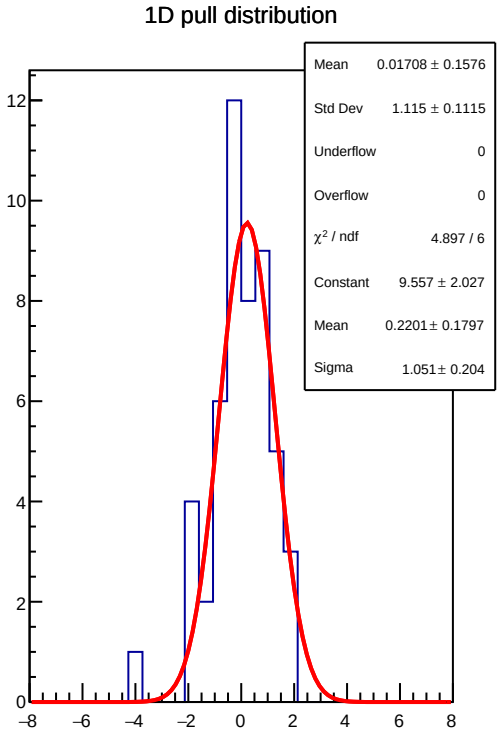
1D pull distribution
Mean 0.01708 ± 0.1576
Std Dev 1.115 ± 0.1115
Underflow 0
Overflow 0
χ² / ndf 4.897 / 6
Constant 9.557 ± 2.027
Mean 0.2201 ± 0.1797
Sigma 1.051 ± 0.204

reg_asym_left_dd RMS (ppm)

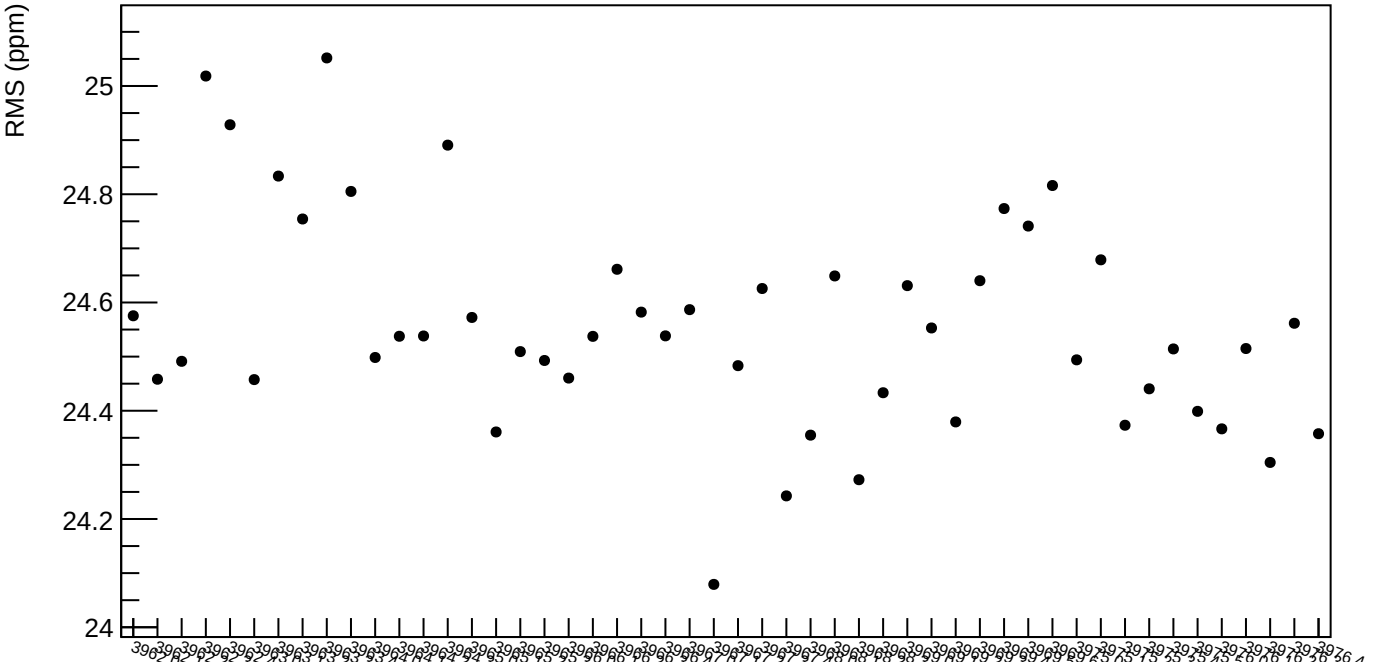

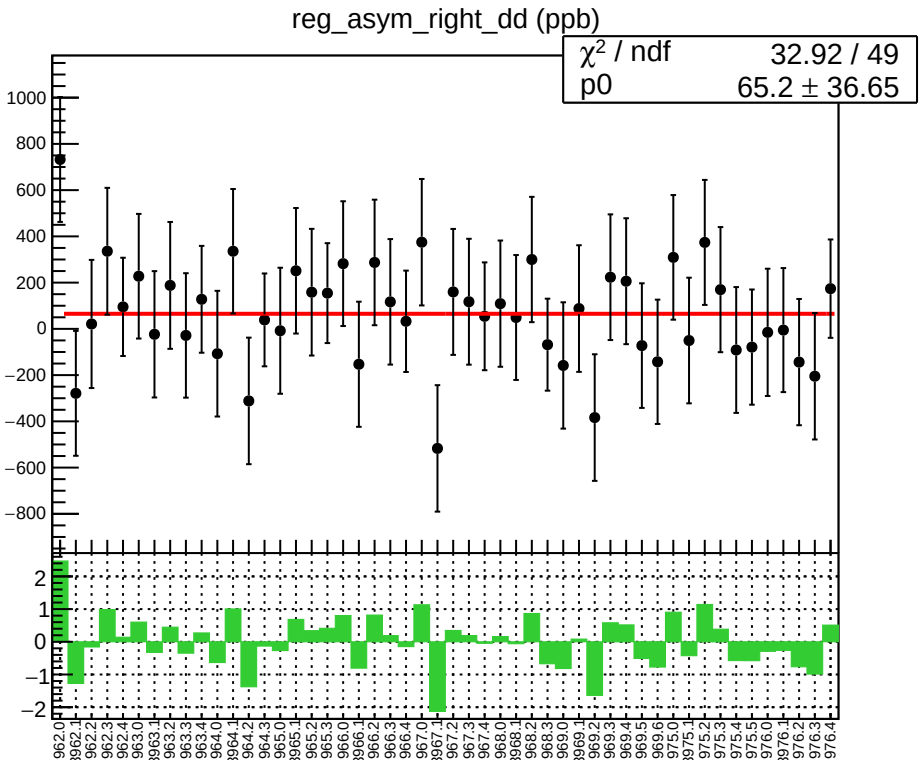
reg_asym_right_dd (ppb)
χ² / ndf 32.92 / 49
p0 65.2 ± 36.65

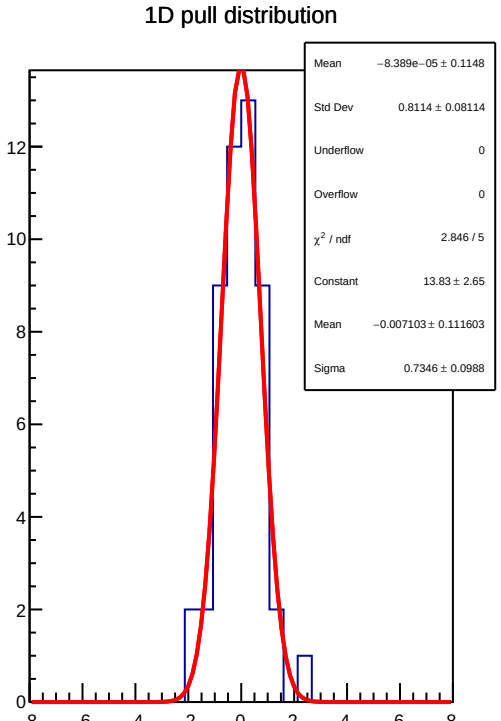
1D pull distribution
Mean −8.389e−05 ± 0.1148
Std Dev 0.8114 ± 0.08114
Underflow 0
Overflow 0
χ² / ndf 2.846 / 5
Constant 13.83 ± 2.65
Mean −0.007103 ± 0.111603
Sigma 0.7346 ± 0.0988
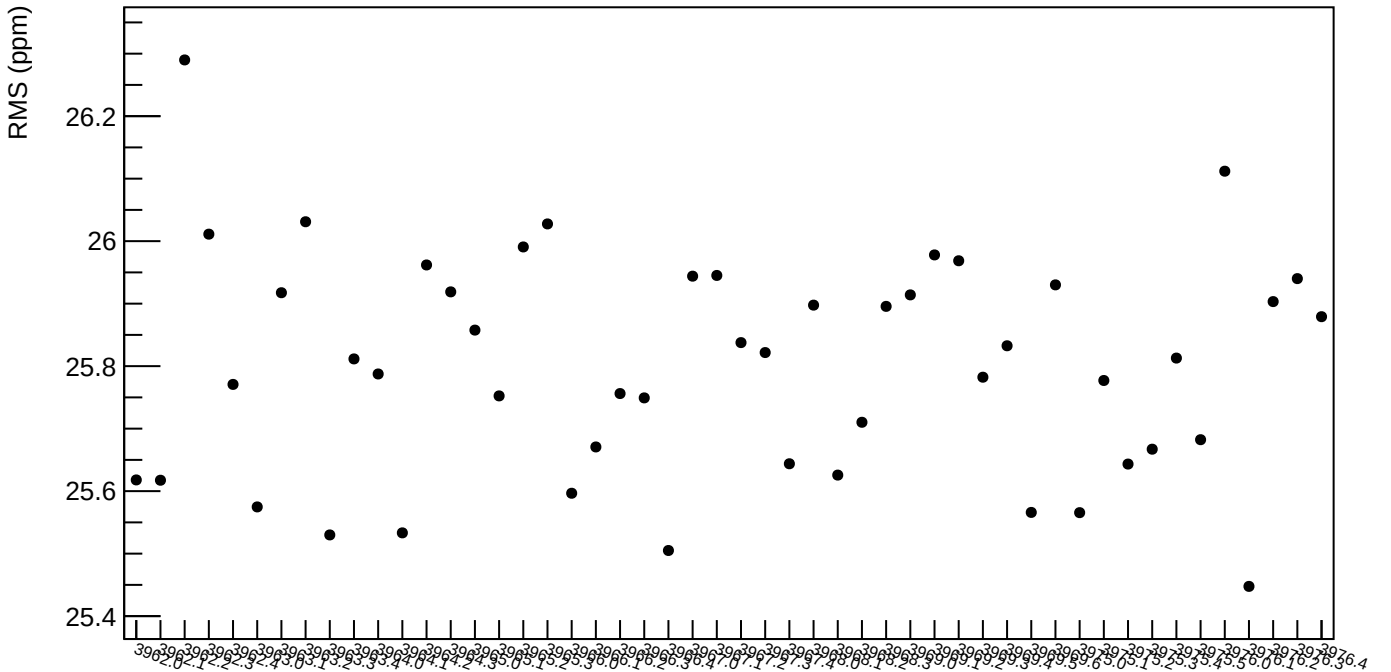
reg_asym_right_dd RMS (ppm)