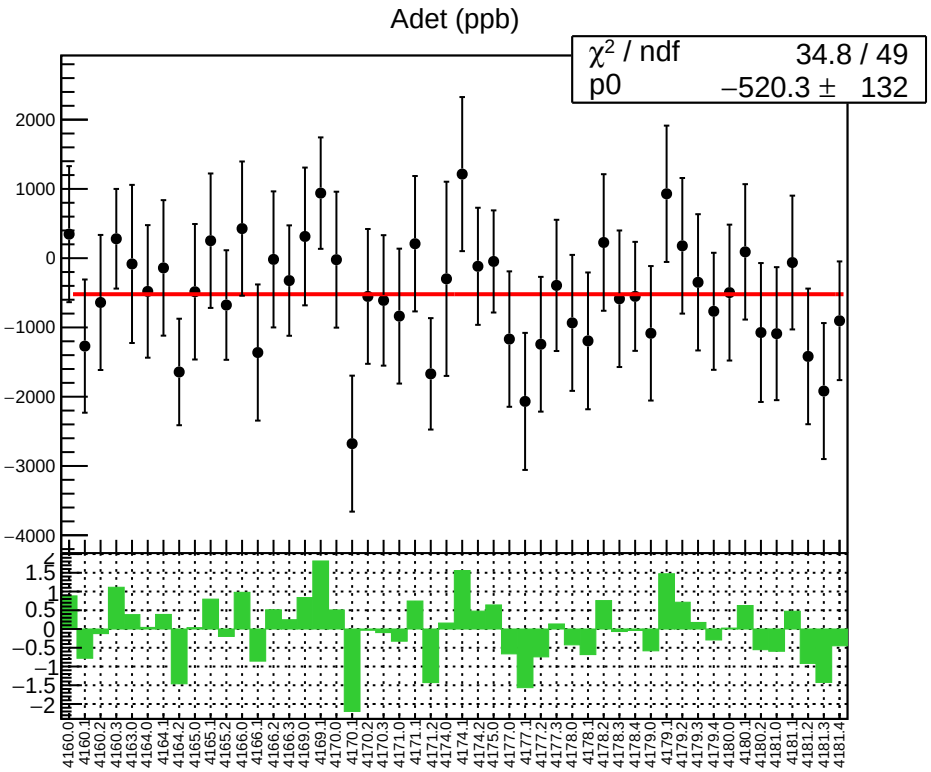
Adet (ppb)
χ² / ndf 34.8 / 49
p0 −520.3 ± 132
2000
1000
0
−1000
−2000
−3000
−4000
1.5
1
0.5
0
−0.5
−1
−1.5
−2
4160.0
4160.1
4160.2
4160.3
4164.0
4164.1
4164.2
4165.0
4165.1
4165.2
4166.0
4166.1
4166.2
4166.3
4169.0
4169.1
4170.0
4170.1
4170.2
4170.3
4171.0
4171.1
4171.2
4174.0
4174.1
4174.2
4175.0
4177.0
4177.1
4177.2
4177.3
4178.0
4178.1
4178.2
4178.3
4178.4
4179.0
4179.1
4179.2
4179.3
4179.4
4180.0
4180.1
4180.2
4181.0
4181.1
4181.2
4181.3
4181.4

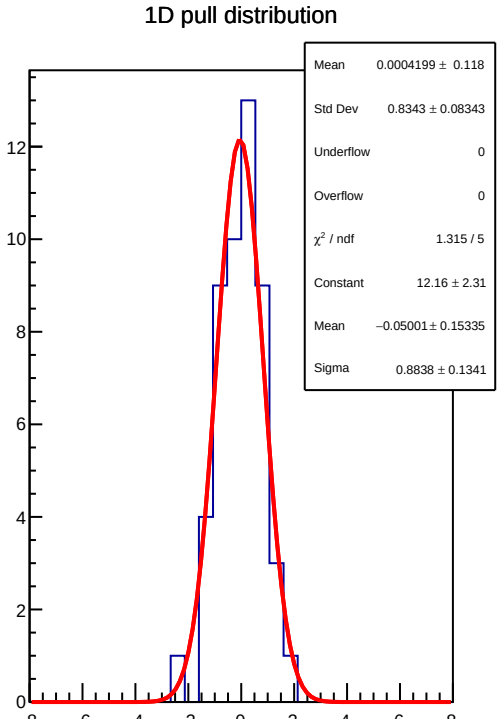
1D pull distribution
Mean 0.0004199 ± 0.118
Std Dev 0.8343 ± 0.08343
Underflow 0
Overflow 0
χ² / ndf 1.315 / 5
Constant 12.16 ± 2.31
Mean −0.05001 ± 0.15335
Sigma 0.8838 ± 0.1341
12
10
8
6
4
2
0
−8
−6
−4
−2
0
2
4
6
8

Adet RMS (ppm)

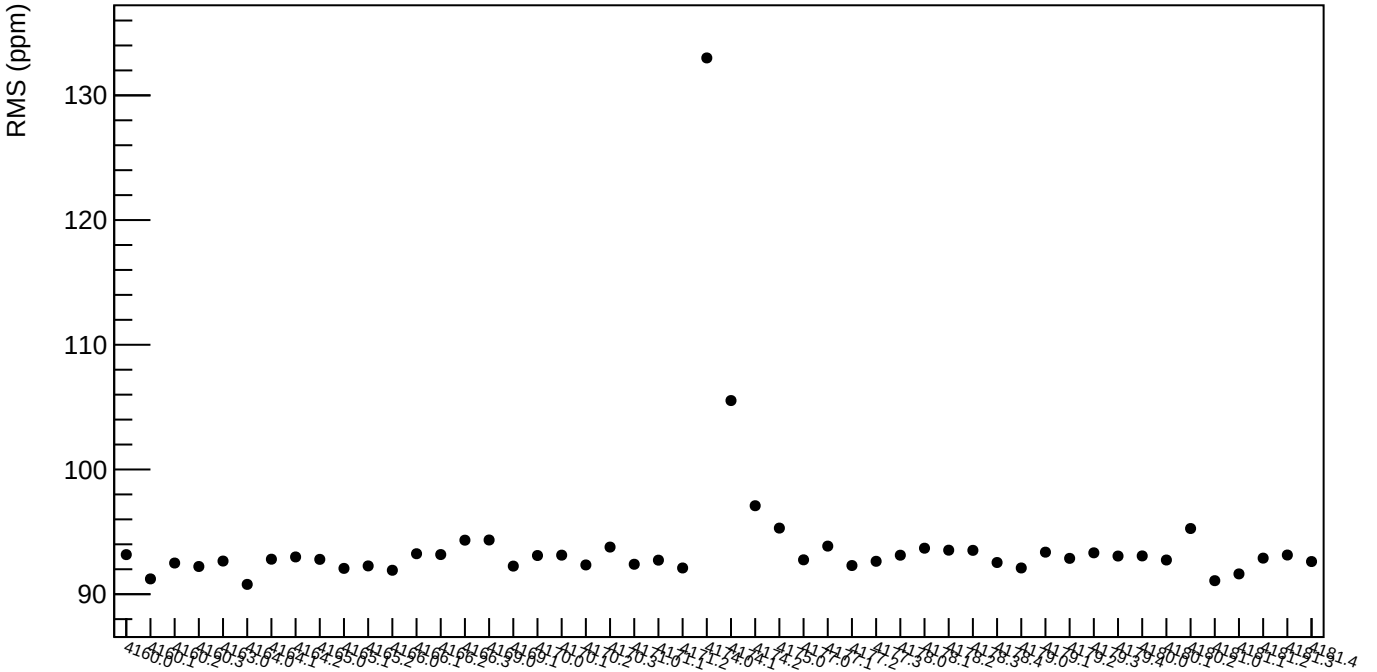

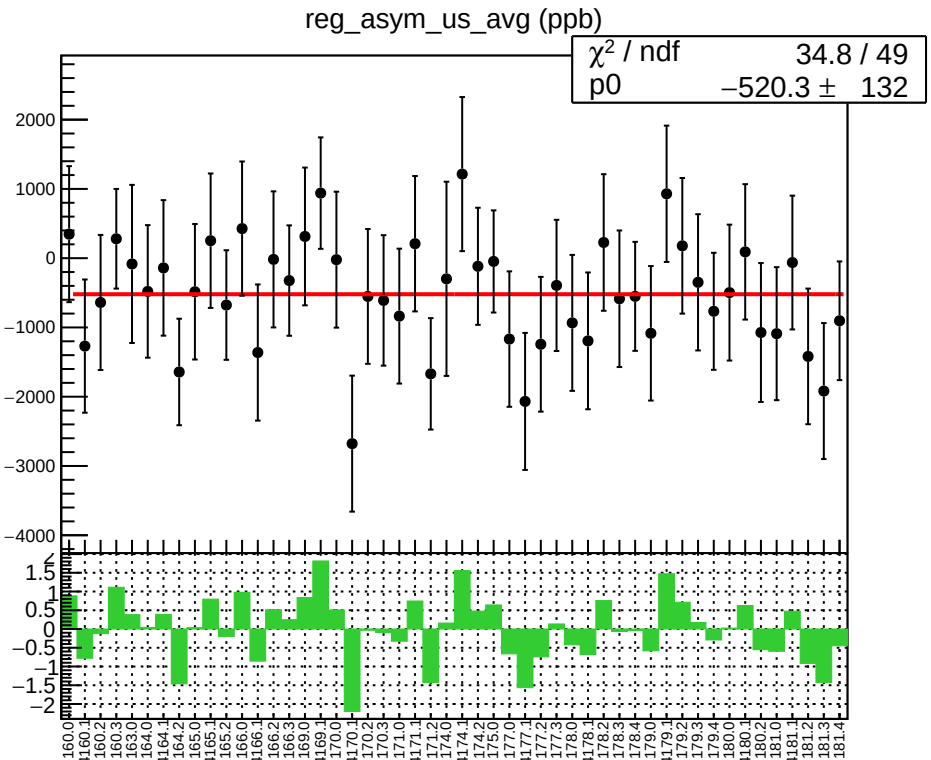
reg_asym_us_avg (ppb)
χ² / ndf 34.8 / 49
p0 −520.3 ± 132
2000
1000
0
−1000
−2000
−3000
−4000
1.5
1
0.5
0
−0.5
−1
−1.5
−2
4160.0
4160.1
4160.2
4160.3
4164.0
4164.1
4164.2
4165.0
4165.1
4165.2
4166.0
4166.1
4166.2
4166.3
4169.0
4169.1
4170.0
4170.1
4170.2
4170.3
4171.0
4171.1
4171.2
4174.0
4174.1
4174.2
4175.0
4177.0
4177.1
4177.2
4177.3
4178.0
4178.1
4178.2
4178.3
4178.4
4179.0
4179.1
4179.2
4179.3
4179.4
4180.0
4180.1
4180.2
4181.0
4181.1
4181.2
4181.3
4181.4

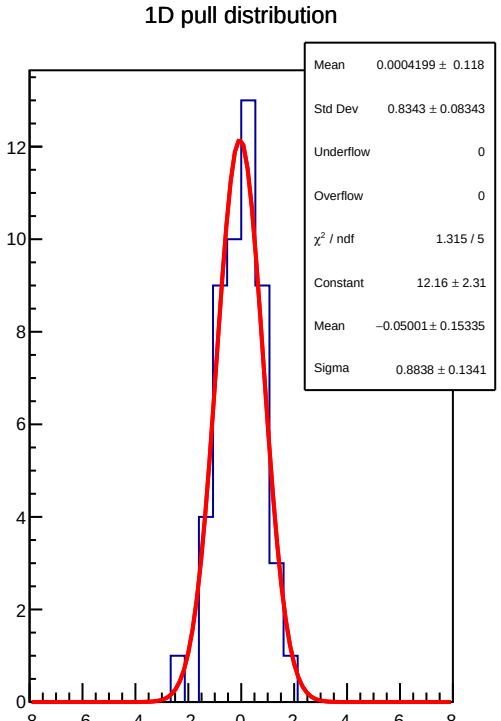
1D pull distribution
Mean 0.0004199 ± 0.118
Std Dev 0.8343 ± 0.08343
Underflow 0
Overflow 0
χ² / ndf 1.315 / 5
Constant 12.16 ± 2.31
Mean −0.05001 ± 0.15335
Sigma 0.8838 ± 0.1341
12
10
8
6
4
2
0
−8
−6
−4
−2
0
2
4
6
8

reg_asym_us_avg RMS (ppm)

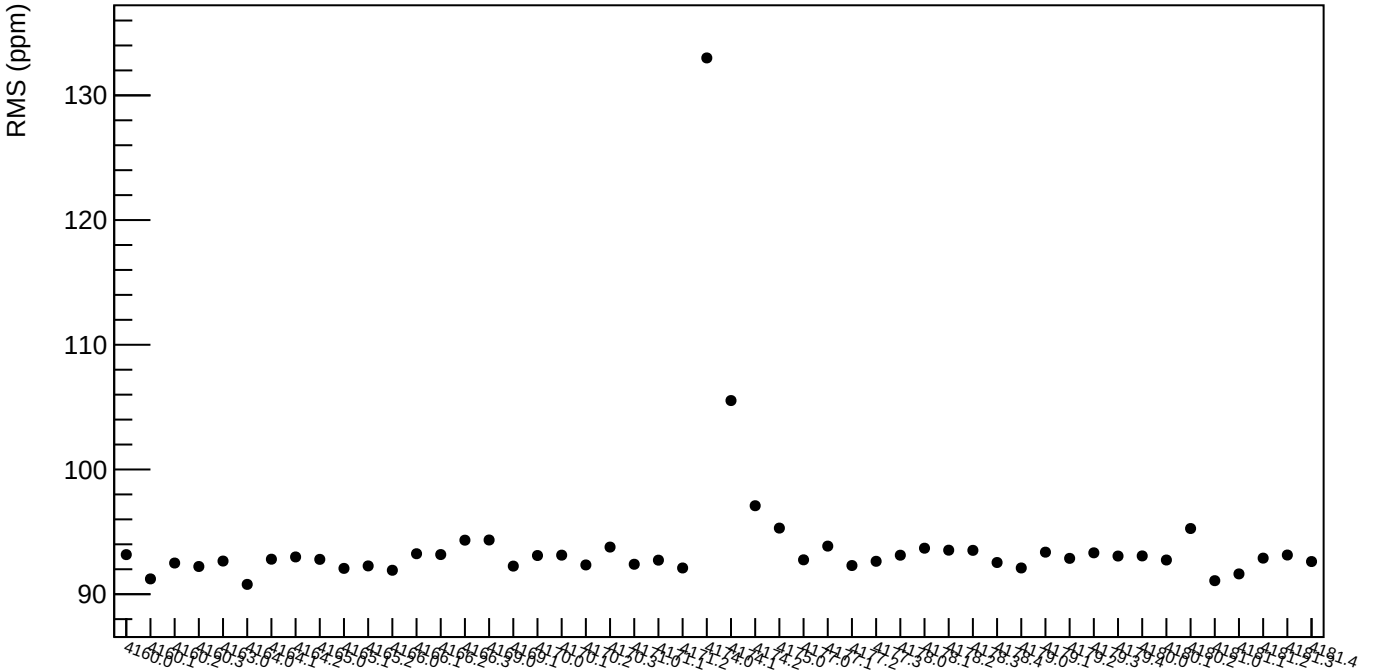

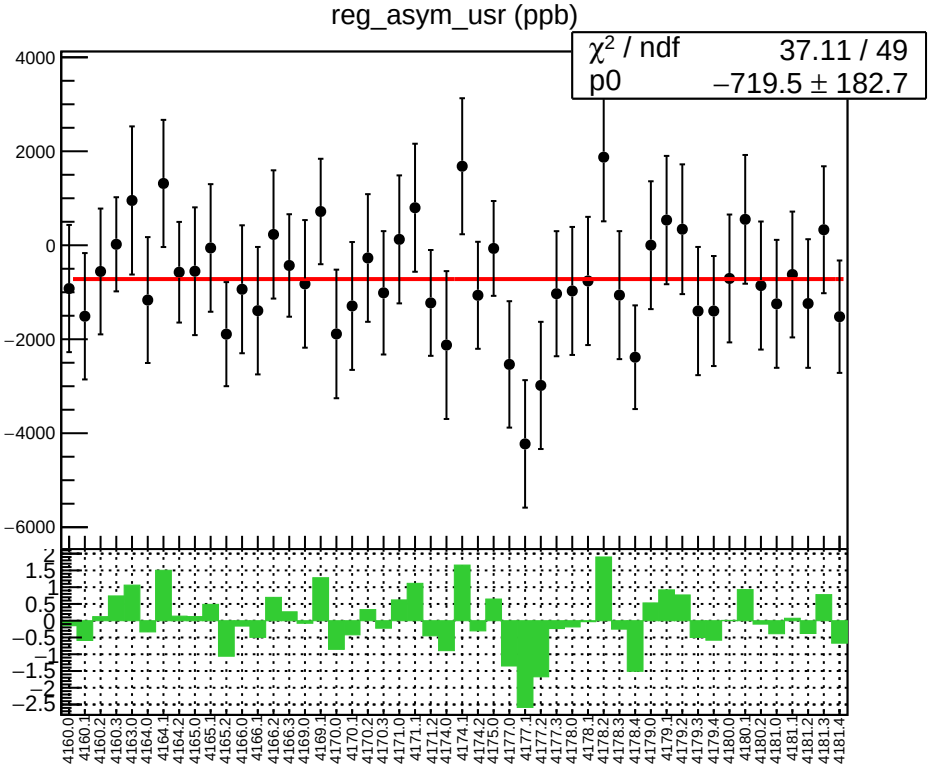
reg_asym_usr (ppb)
χ² / ndf 37.11 / 49
p0 −719.5 ± 182.7

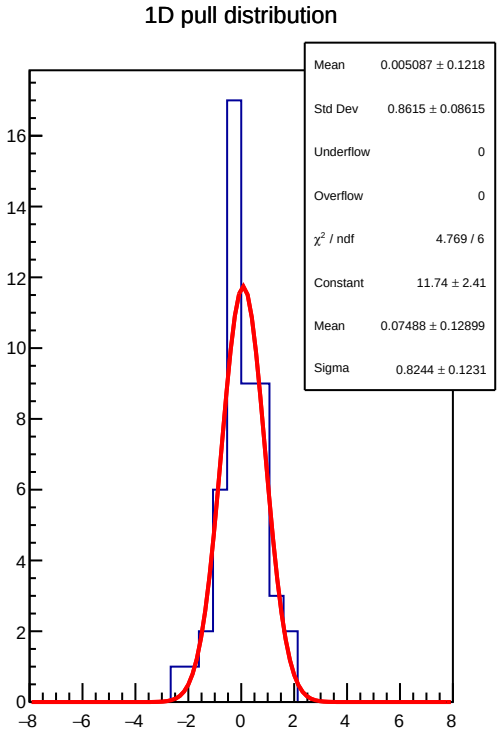
1D pull distribution
Mean 0.005087 ± 0.1218
Std Dev 0.8615 ± 0.08615
Underflow 0
Overflow 0
χ² / ndf 4.769 / 6
Constant 11.74 ± 2.41
Mean 0.07488 ± 0.12899
Sigma 0.8244 ± 0.1231

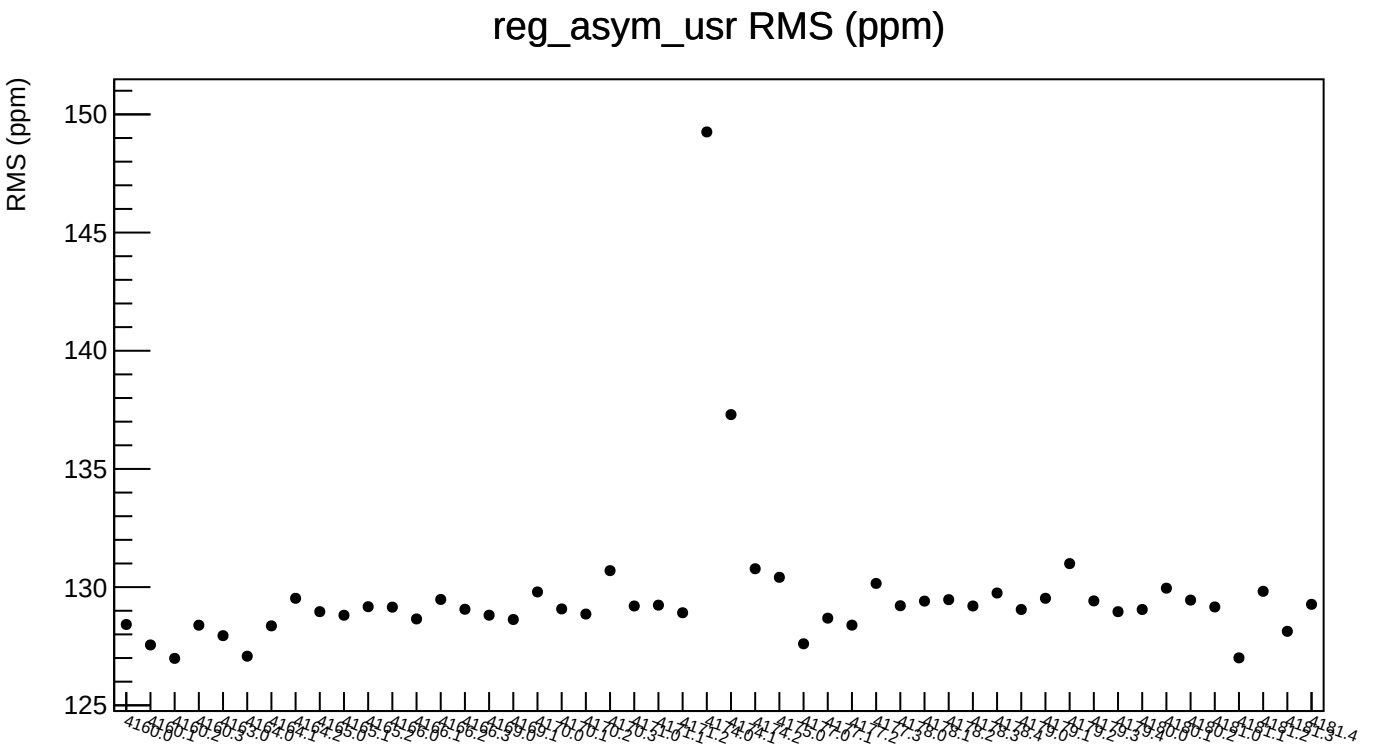
reg_asym_usr RMS (ppm)
RMS (ppm)
150
145
140
135
130
125

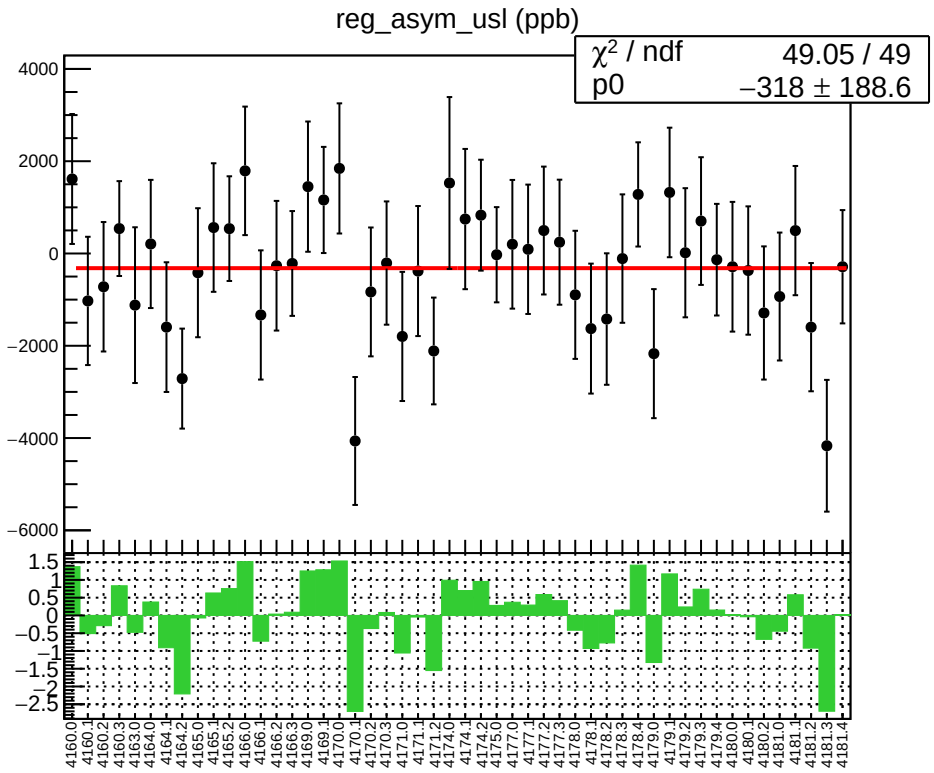
reg_asym_usl (ppb)
χ² / ndf 49.05 / 49
p0 −318 ± 188.6

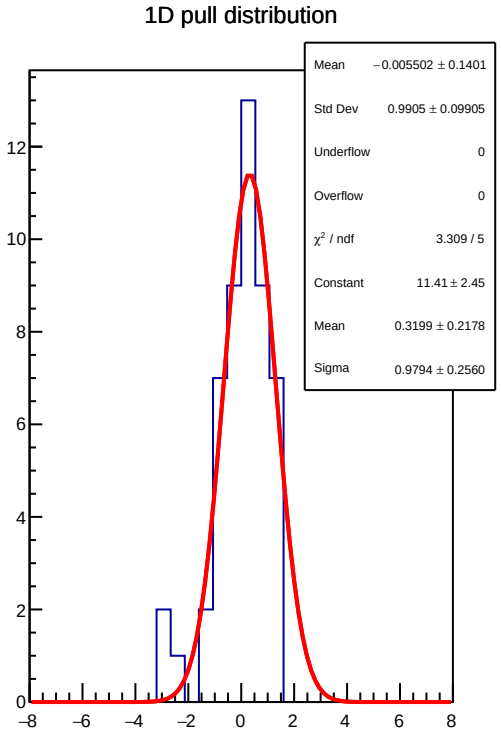
1D pull distribution
Mean −0.005502 ± 0.1401
Std Dev 0.9905 ± 0.09905
Underflow 0
Overflow 0
χ² / ndf 3.309 / 5
Constant 11.41 ± 2.45
Mean 0.3199 ± 0.2178
Sigma 0.9794 ± 0.2560

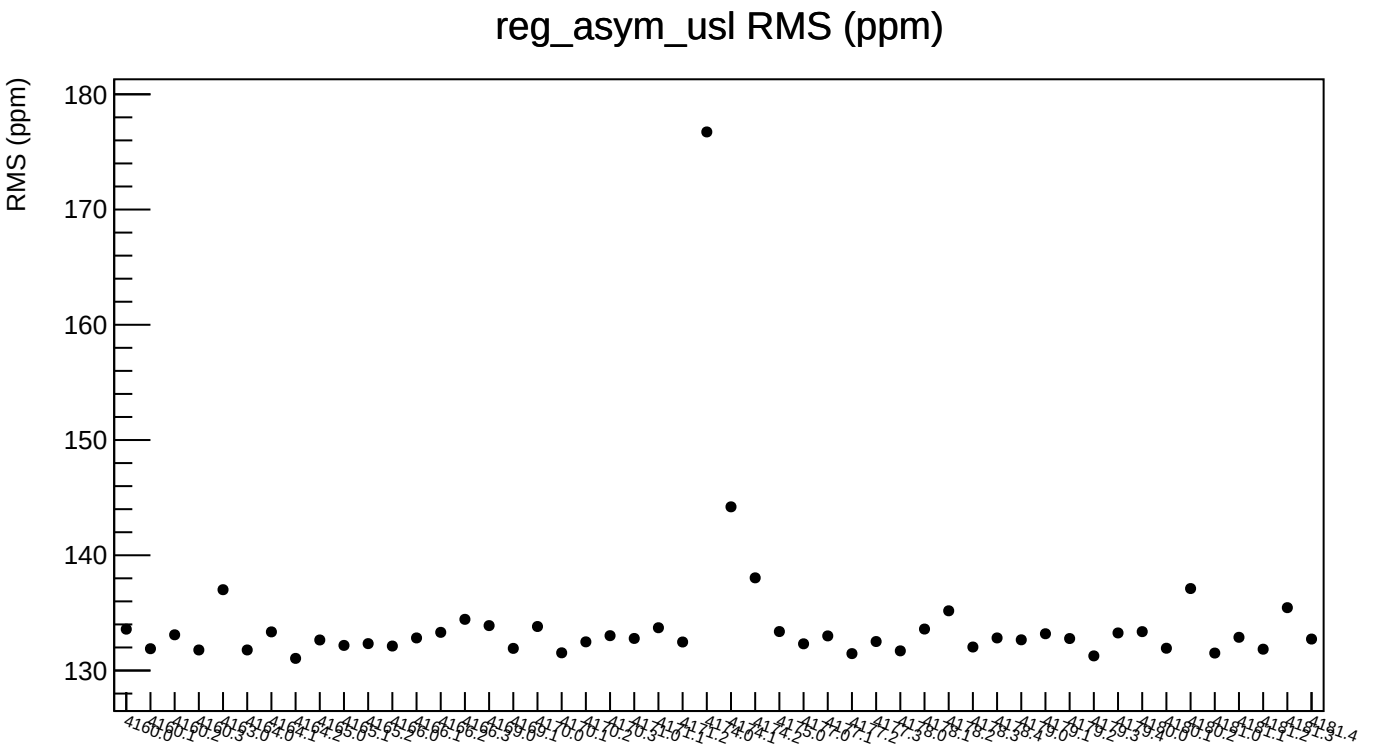
reg_asym_usl RMS (ppm)
RMS (ppm)
180
170
160
150
140
130

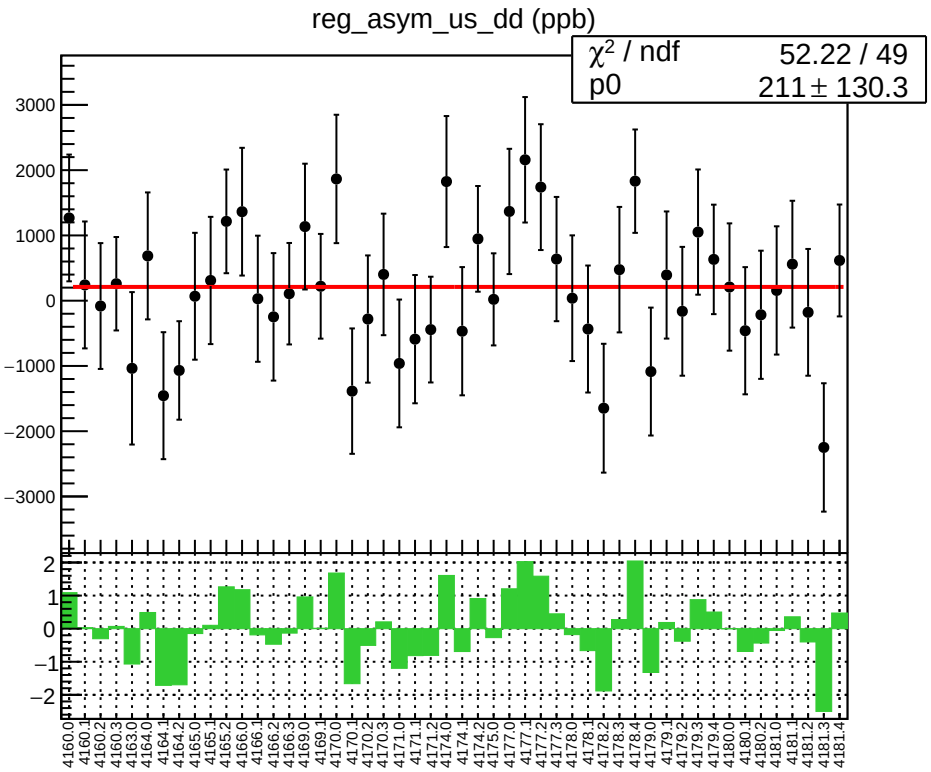
reg_asym_us_dd (ppb)
χ² / ndf 52.22 / 49
p0 211 ± 130.3
3000
2000
1000
0
−1000
−2000
−3000
2
1
0
−1
−2
4160.0
4160.1
4160.2
4160.3
4163.0
4164.0
4164.1
4164.2
4165.0
4165.1
4165.2
4166.0
4166.1
4166.2
4166.3
4169.0
4169.1
4170.0
4170.1
4170.2
4170.3
4171.0
4171.1
4171.2
4174.0
4174.1
4174.2
4175.0
4177.0
4177.1
4177.2
4177.3
4178.0
4178.1
4178.2
4178.3
4178.4
4179.0
4179.1
4179.2
4179.3
4179.4
4180.0
4180.1
4180.2
4181.0
4181.1
4181.2
4181.3
4181.4

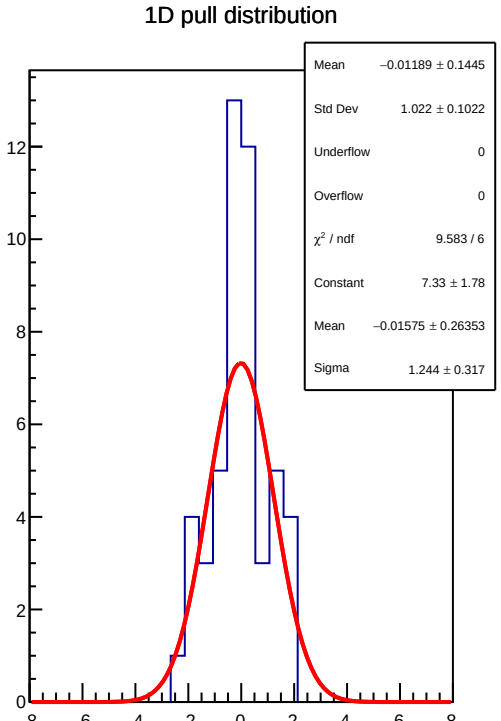
1D pull distribution
Mean −0.01189 ± 0.1445
Std Dev 1.022 ± 0.1022
Underflow 0
Overflow 0
χ² / ndf 9.583 / 6
Constant 7.33 ± 1.78
Mean −0.01575 ± 0.26353
Sigma 1.244 ± 0.317
12
10
8
6
4
2
0
−8
−6
−4
−2
0
2
4
6
8

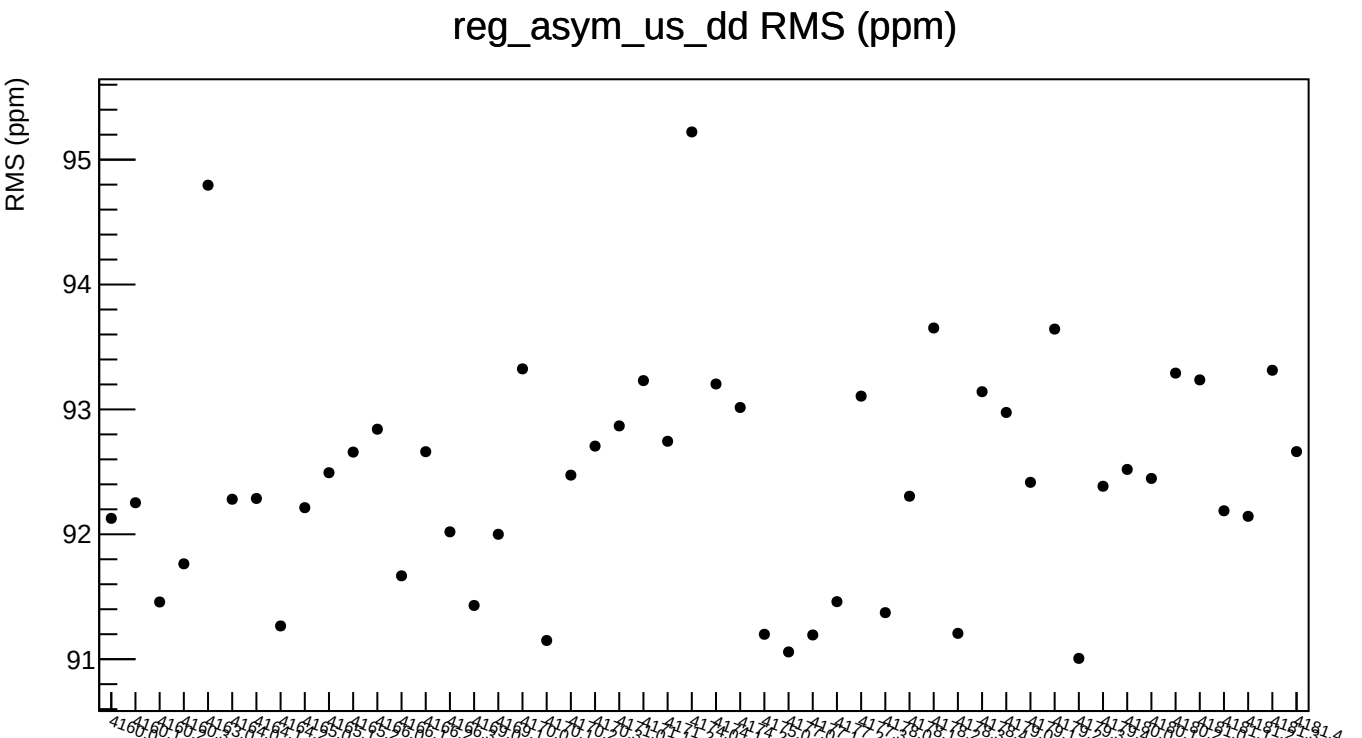
reg_asym_us_dd RMS (ppm)
RMS (ppm)
95
94
93
92
91

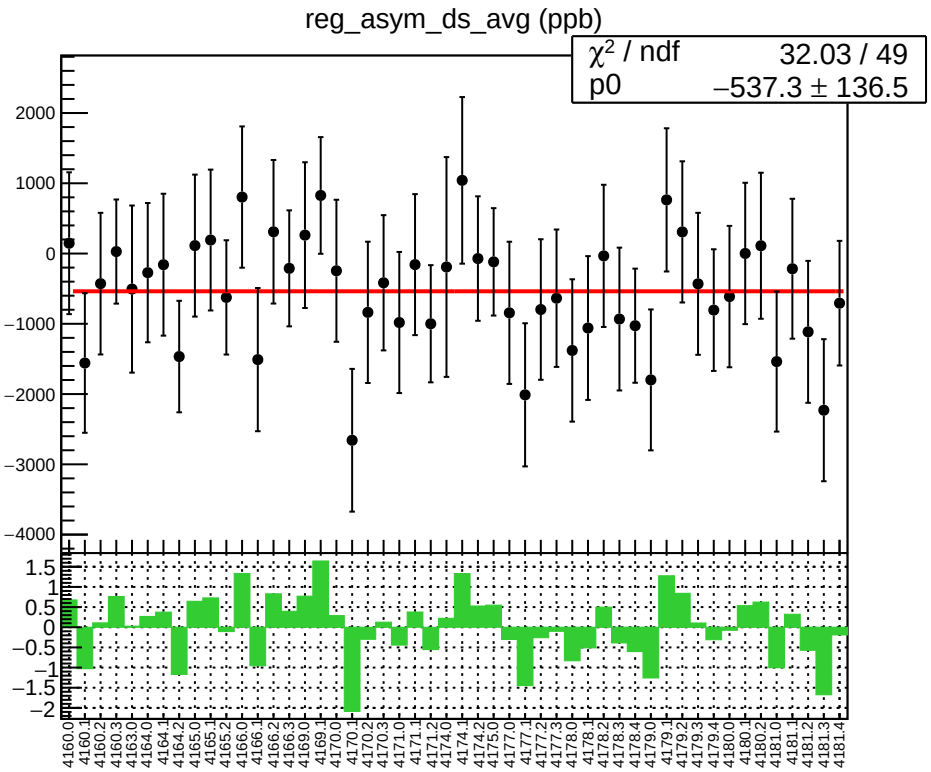
reg_asym_ds_avg (ppb)
χ² / ndf 32.03 / 49
p0 −537.3 ± 136.5

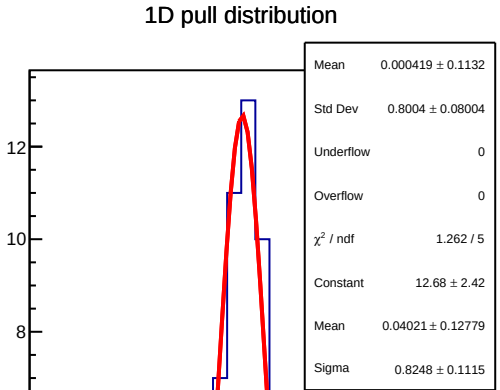
1D pull distribution
Mean 0.000419 ± 0.1132
Std Dev 0.8004 ± 0.08004
Underflow 0
Overflow 0
χ² / ndf 1.262 / 5
Constant 12.68 ± 2.42
Mean 0.04021 ± 0.12779
Sigma 0.8248 ± 0.1115

reg_asym_ds_avg RMS (ppm)

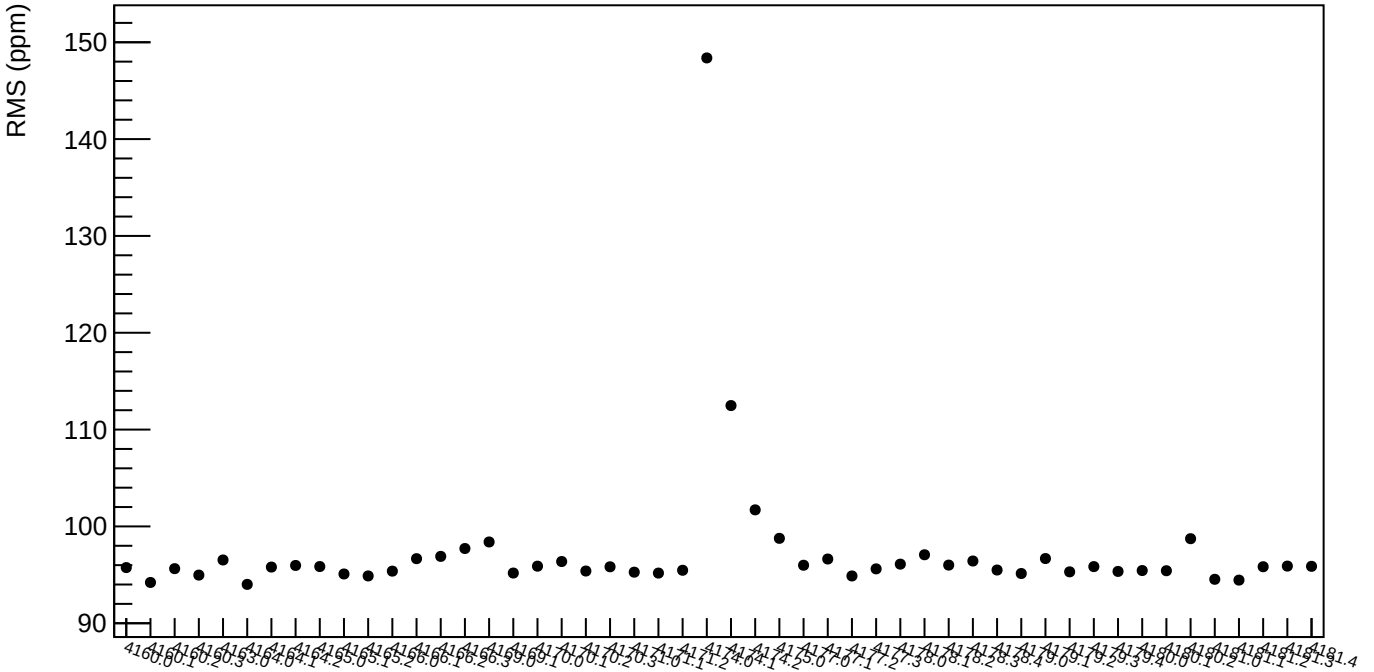

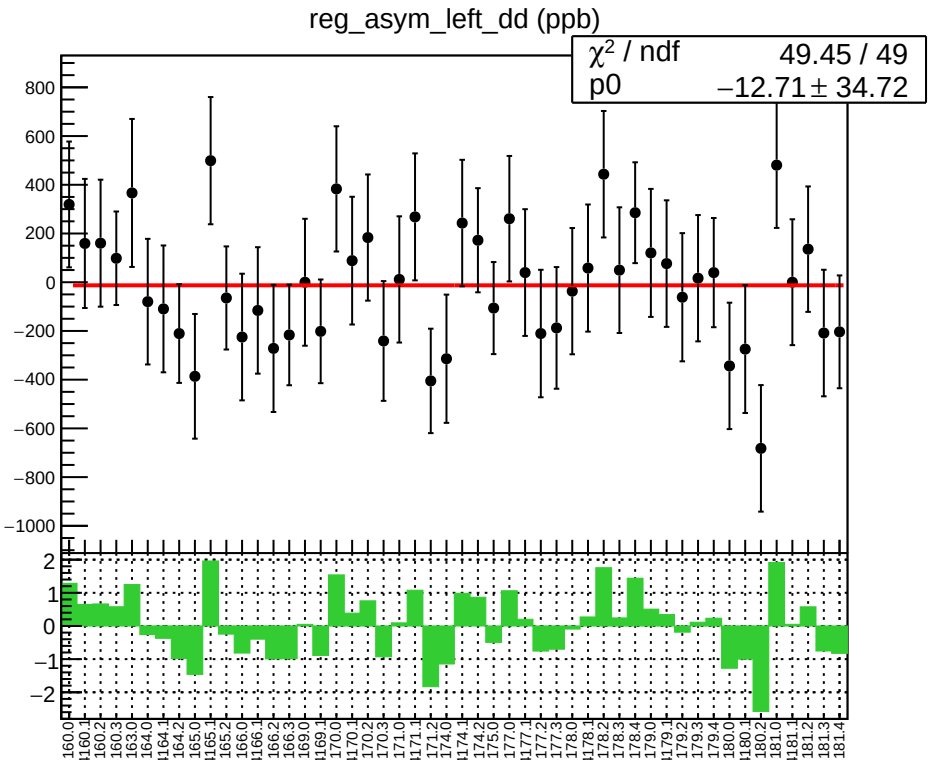
reg_asym_left_dd (ppb)
χ² / ndf 49.45 / 49
p0 −12.71 ± 34.72

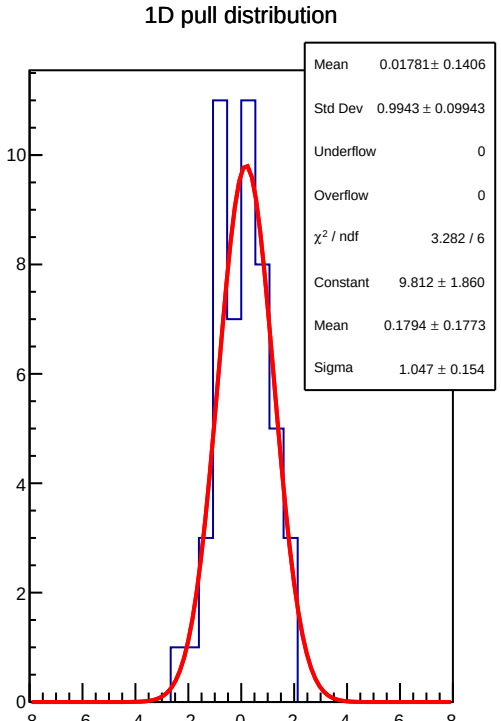
1D pull distribution
Mean 0.01781 ± 0.1406
Std Dev 0.9943 ± 0.09943
Underflow 0
Overflow 0
χ² / ndf 3.282 / 6
Constant 9.812 ± 1.860
Mean 0.1794 ± 0.1773
Sigma 1.047 ± 0.154

reg_asym_left_dd RMS (ppm)

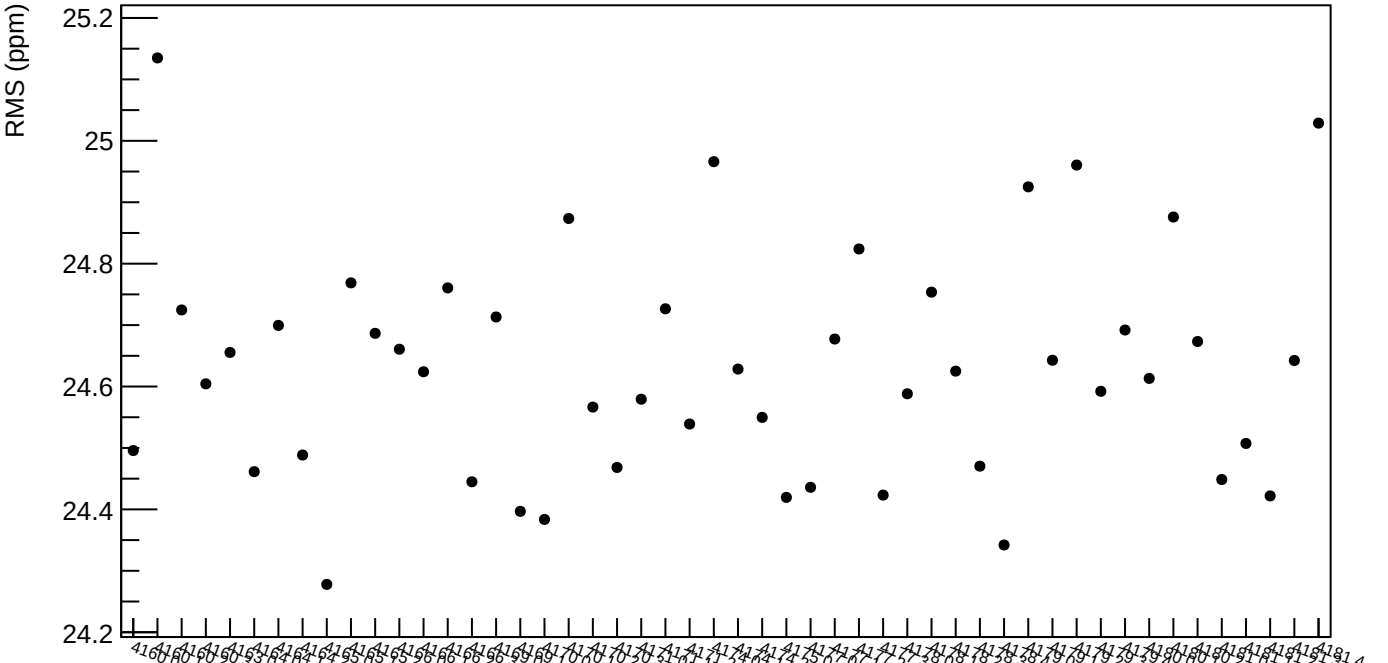

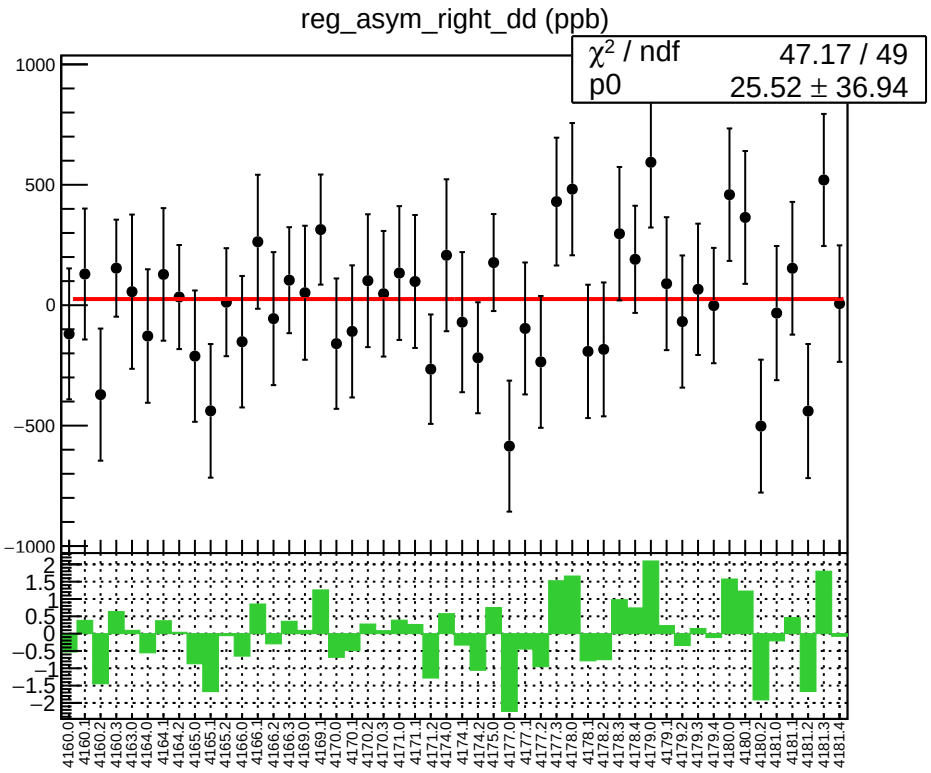
reg_asym_right_dd (ppb)
χ² / ndf 47.17 / 49
p0 25.52 ± 36.94
1000
500
0
−500
−1000
2
1.5
1
0.5
0
−0.5
−1
−1.5
−2
4160.0
4160.1
4160.2
4160.3
4164.0
4164.1
4164.2
4165.0
4165.1
4165.2
4166.0
4166.1
4166.2
4166.3
4169.0
4169.1
4170.0
4170.1
4170.2
4170.3
4171.0
4171.1
4171.2
4174.0
4174.1
4174.2
4175.0
4177.0
4177.1
4177.2
4177.3
4178.0
4178.1
4178.2
4178.3
4178.4
4179.0
4179.1
4179.2
4179.3
4179.4
4180.0
4180.1
4180.2
4181.0
4181.1
4181.2
4181.3
4181.4

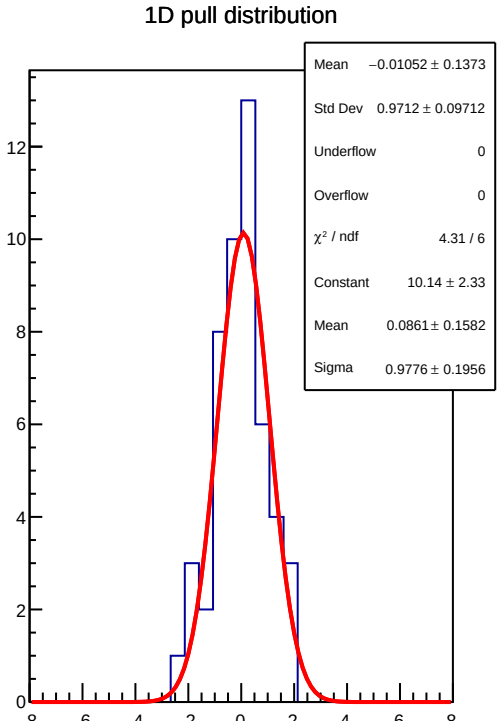
1D pull distribution
Mean −0.01052 ± 0.1373
Std Dev 0.9712 ± 0.09712
Underflow 0
Overflow 0
χ² / ndf 4.31 / 6
Constant 10.14 ± 2.33
Mean 0.0861 ± 0.1582
Sigma 0.9776 ± 0.1956
12
10
8
6
4
2
0
−8
−6
−4
−2
0
2
4
6
8
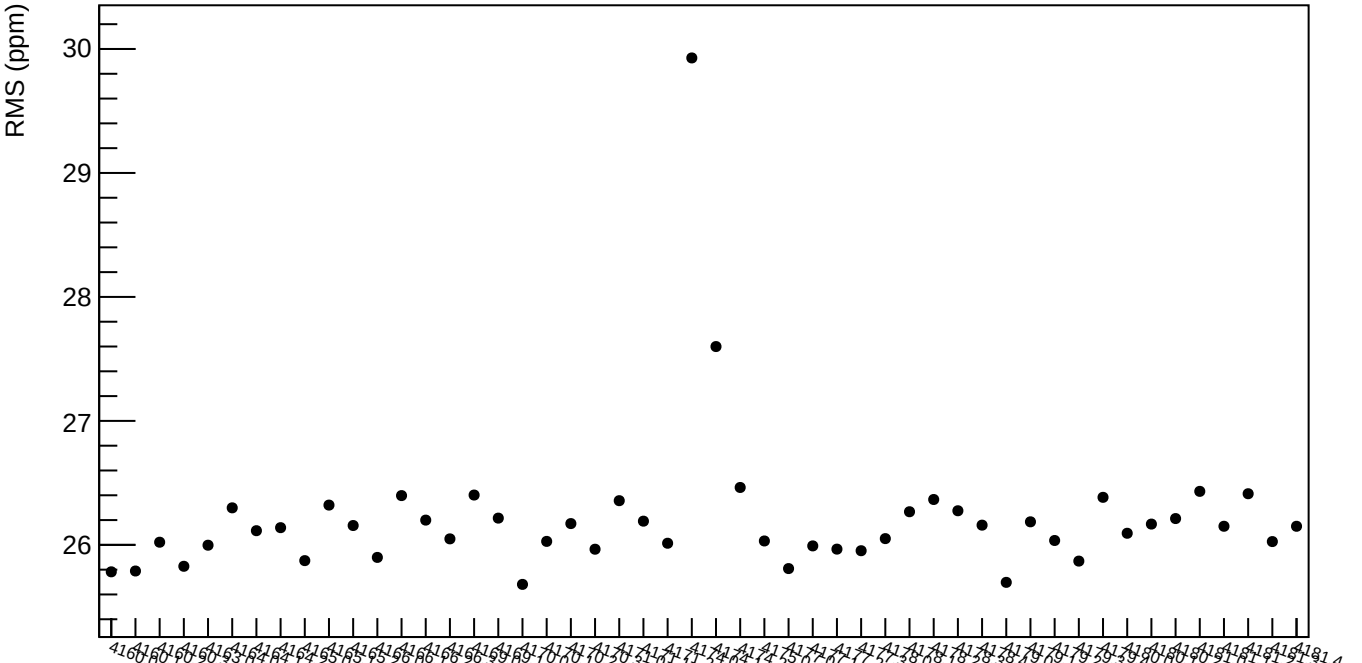
reg_asym_right_dd RMS (ppm)