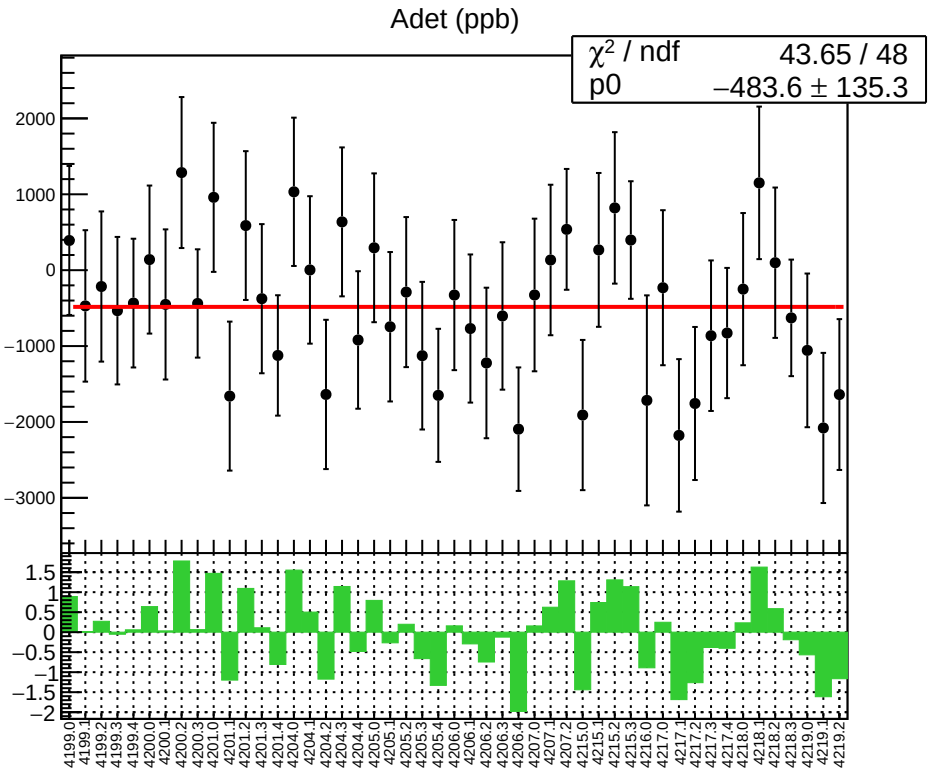
Adet (ppb)
χ² / ndf 43.65 / 48
p0 −483.6 ± 135.3
2000
1000
0
−1000
−2000
−3000
1.5
1
0.5
0
−0.5
−1
−1.5
−2
4199.0
4199.1
4199.2
4199.3
4199.4
4200.0
4200.1
4200.2
4200.3
4201.0
4201.1
4201.2
4201.3
4201.4
4204.0
4204.1
4204.2
4204.3
4204.4
4205.0
4205.1
4205.2
4205.3
4205.4
4206.0
4206.1
4206.2
4206.3
4206.4
4207.0
4207.1
4207.2
4215.0
4215.1
4215.2
4215.3
4216.0
4217.0
4217.1
4217.2
4217.3
4217.4
4218.0
4218.1
4218.2
4218.3
4219.0
4219.1
4219.2

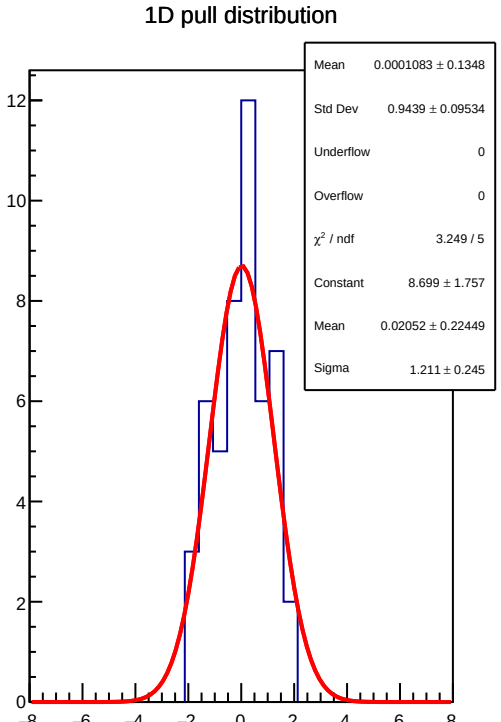
1D pull distribution
Mean 0.0001083 ± 0.1348
Std Dev 0.9439 ± 0.09534
Underflow 0
Overflow 0
χ² / ndf 3.249 / 5
Constant 8.699 ± 1.757
Mean 0.02052 ± 0.22449
Sigma 1.211 ± 0.245
12
10
8
6
4
2
0
−8
−6
−4
−2
0
2
4
6
8

Adet RMS (ppm)

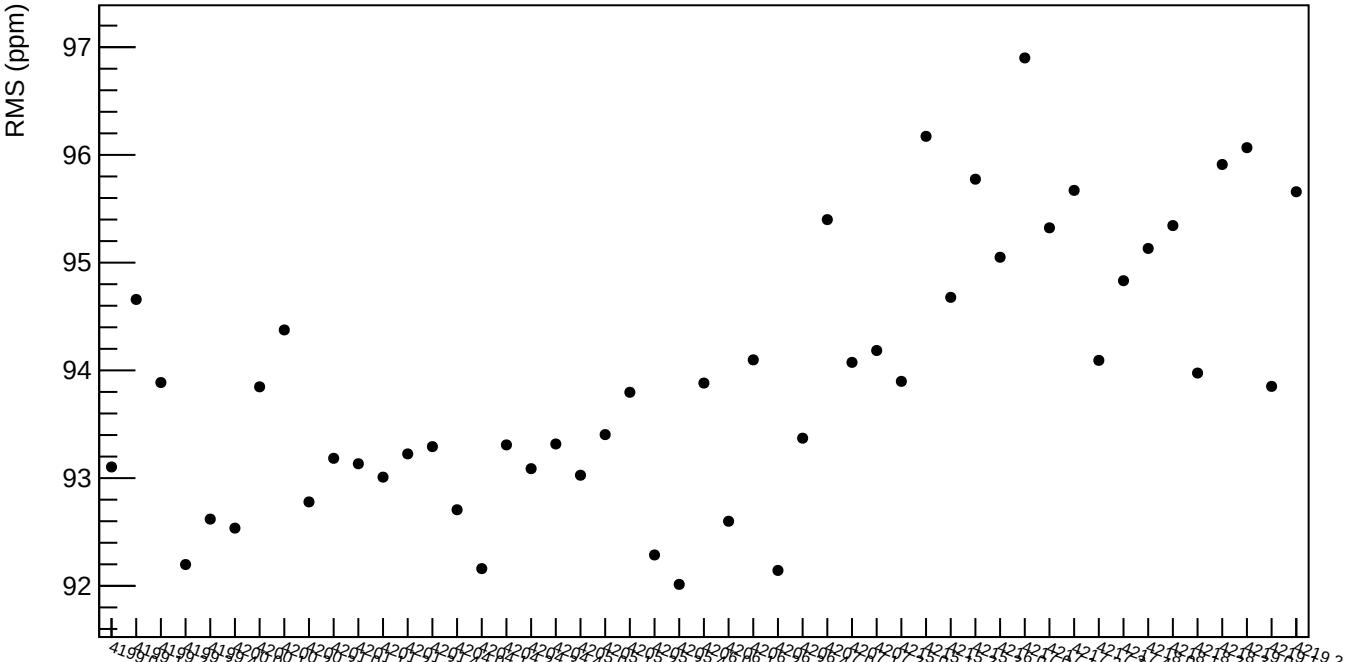

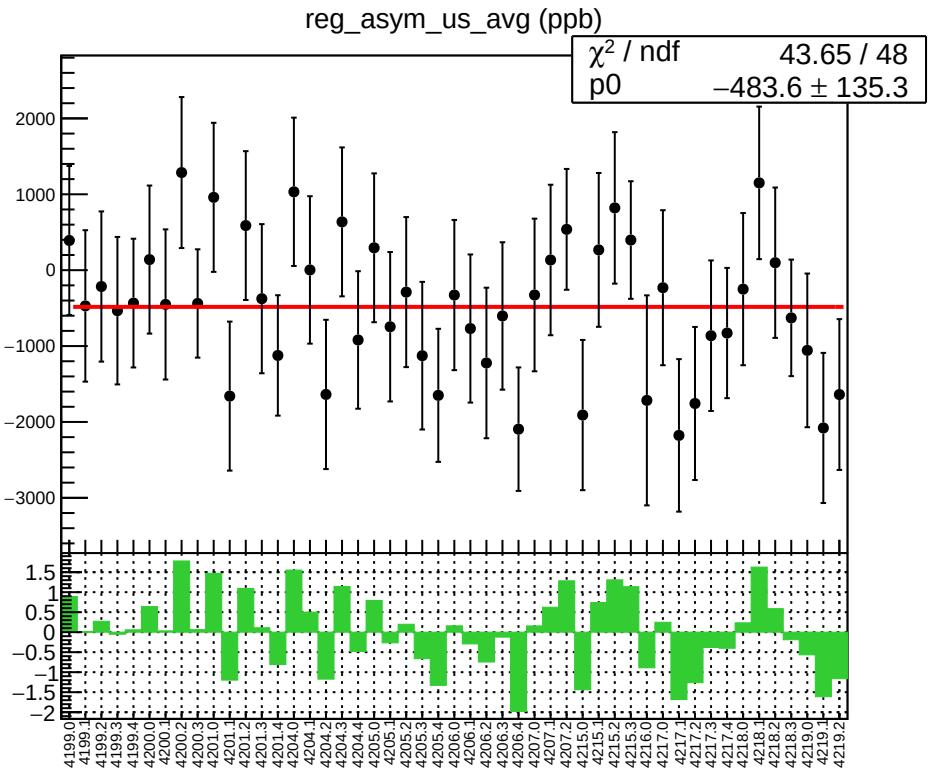
reg_asym_us_avg (ppb)
χ² / ndf 43.65 / 48
p0 −483.6 ± 135.3
2000
1000
0
−1000
−2000
−3000
1.5
1
0.5
0
−0.5
−1
−1.5
−2
4199.0
4199.1
4199.2
4199.3
4199.4
4200.0
4200.1
4200.2
4200.3
4201.0
4201.1
4201.2
4201.3
4201.4
4204.0
4204.1
4204.2
4204.3
4204.4
4205.0
4205.1
4205.2
4205.3
4205.4
4206.0
4206.1
4206.2
4206.3
4206.4
4207.0
4207.1
4207.2
4215.0
4215.1
4215.2
4215.3
4216.0
4217.0
4217.1
4217.2
4217.3
4217.4
4218.0
4218.1
4218.2
4218.3
4219.0
4219.1
4219.2

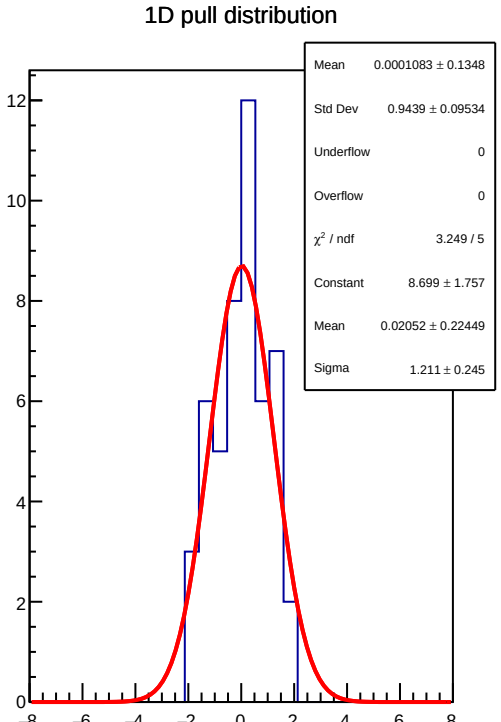
1D pull distribution
Mean 0.0001083 ± 0.1348
Std Dev 0.9439 ± 0.09534
Underflow 0
Overflow 0
χ² / ndf 3.249 / 5
Constant 8.699 ± 1.757
Mean 0.02052 ± 0.22449
Sigma 1.211 ± 0.245
12
10
8
6
4
2
0
−8
−6
−4
−2
0
2
4
6
8

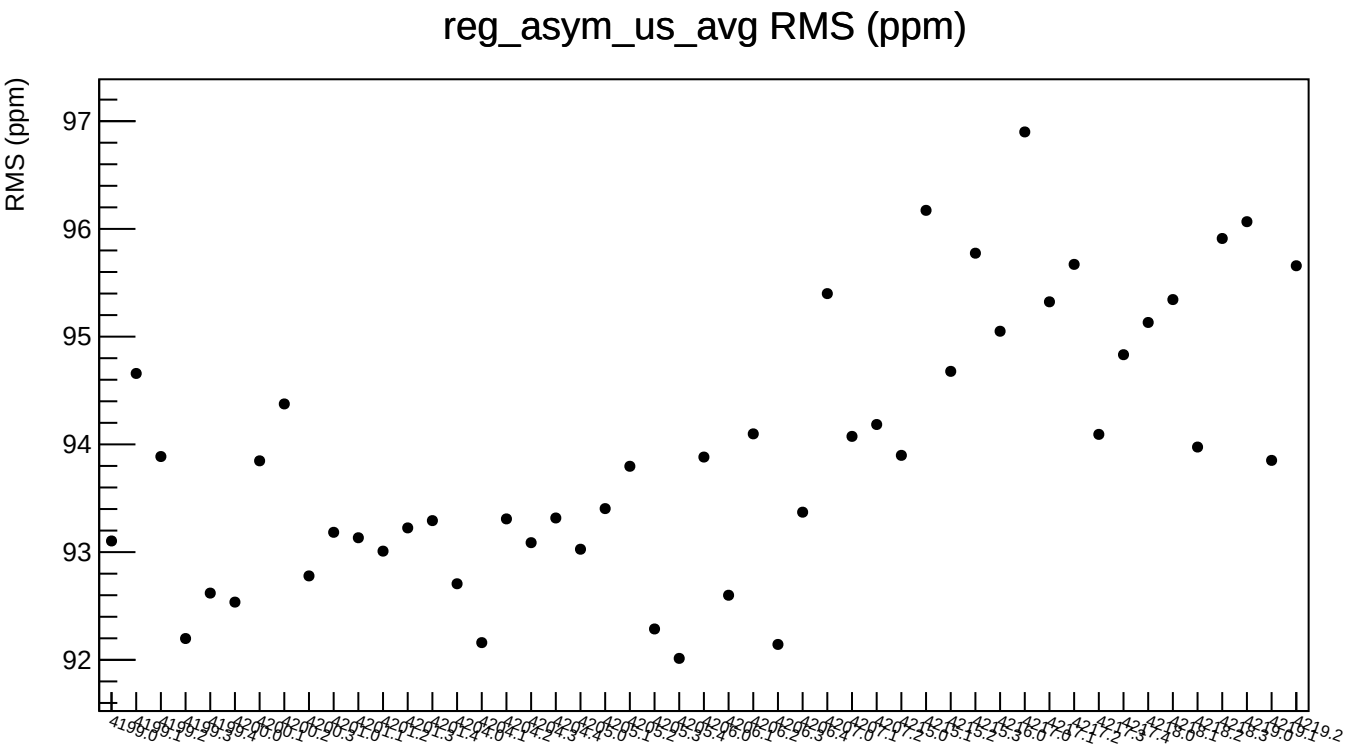
reg_asym_us_avg RMS (ppm)
RMS (ppm)
97
96
95
94
93
92

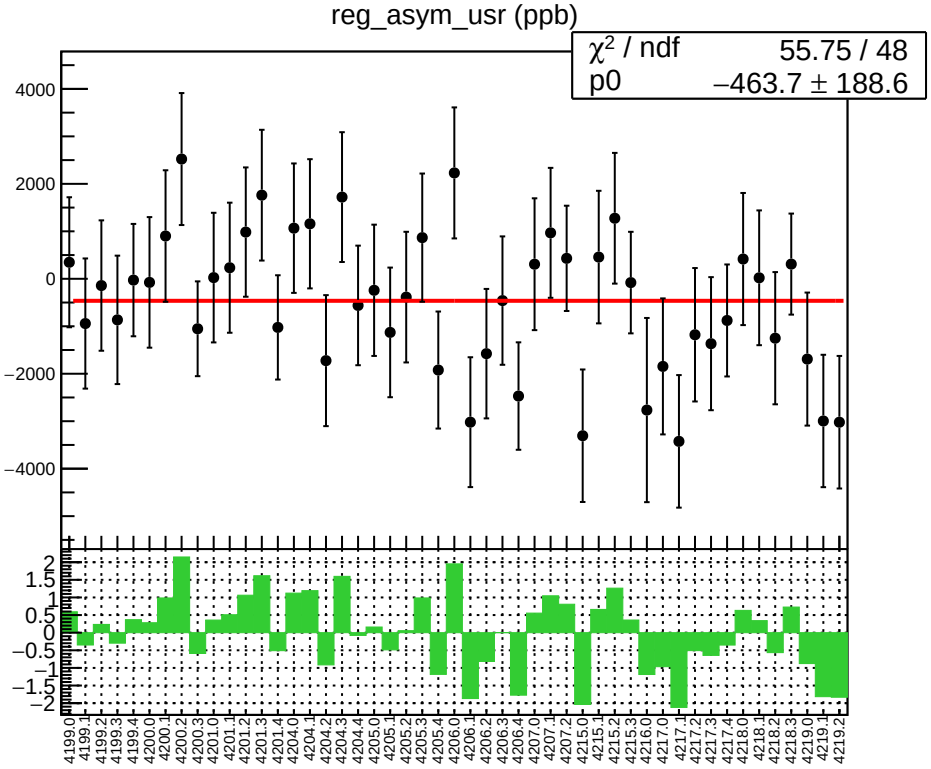
reg_asym_usr (ppb)
χ² / ndf 55.75 / 48
p0 −463.7 ± 188.6
4000
2000
0
−2000
−4000
2
1.5
1
0.5
0
−0.5
−1
−1.5
−2
4199.0
4199.1
4199.2
4199.3
4199.4
4200.0
4200.1
4200.2
4200.3
4201.0
4201.1
4201.2
4201.3
4201.4
4204.0
4204.1
4204.2
4204.3
4204.4
4205.0
4205.1
4205.2
4205.3
4205.4
4206.0
4206.1
4206.2
4206.3
4206.4
4207.0
4207.1
4207.2
4215.0
4215.1
4215.2
4215.3
4216.0
4217.0
4217.1
4217.2
4217.3
4217.4
4218.0
4218.1
4218.2
4218.3
4219.0
4219.1
4219.2

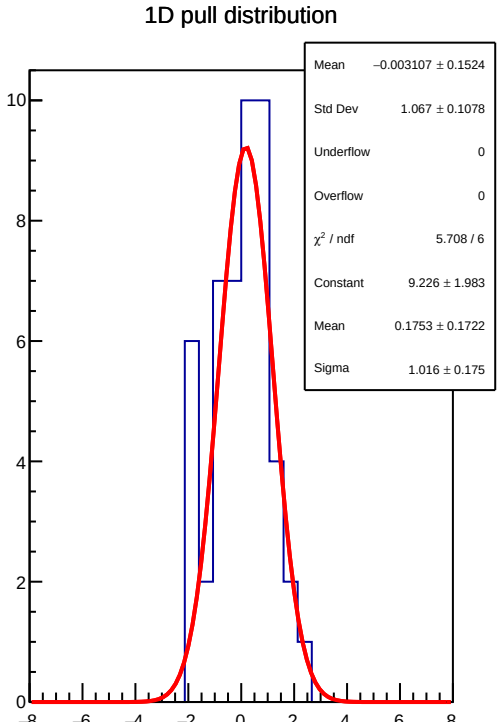
1D pull distribution
Mean −0.003107 ± 0.1524
Std Dev 1.067 ± 0.1078
Underflow 0
Overflow 0
χ² / ndf 5.708 / 6
Constant 9.226 ± 1.983
Mean 0.1753 ± 0.1722
Sigma 1.016 ± 0.175
10
8
6
4
2
0
−8
−6
−4
−2
0
2
4
6
8

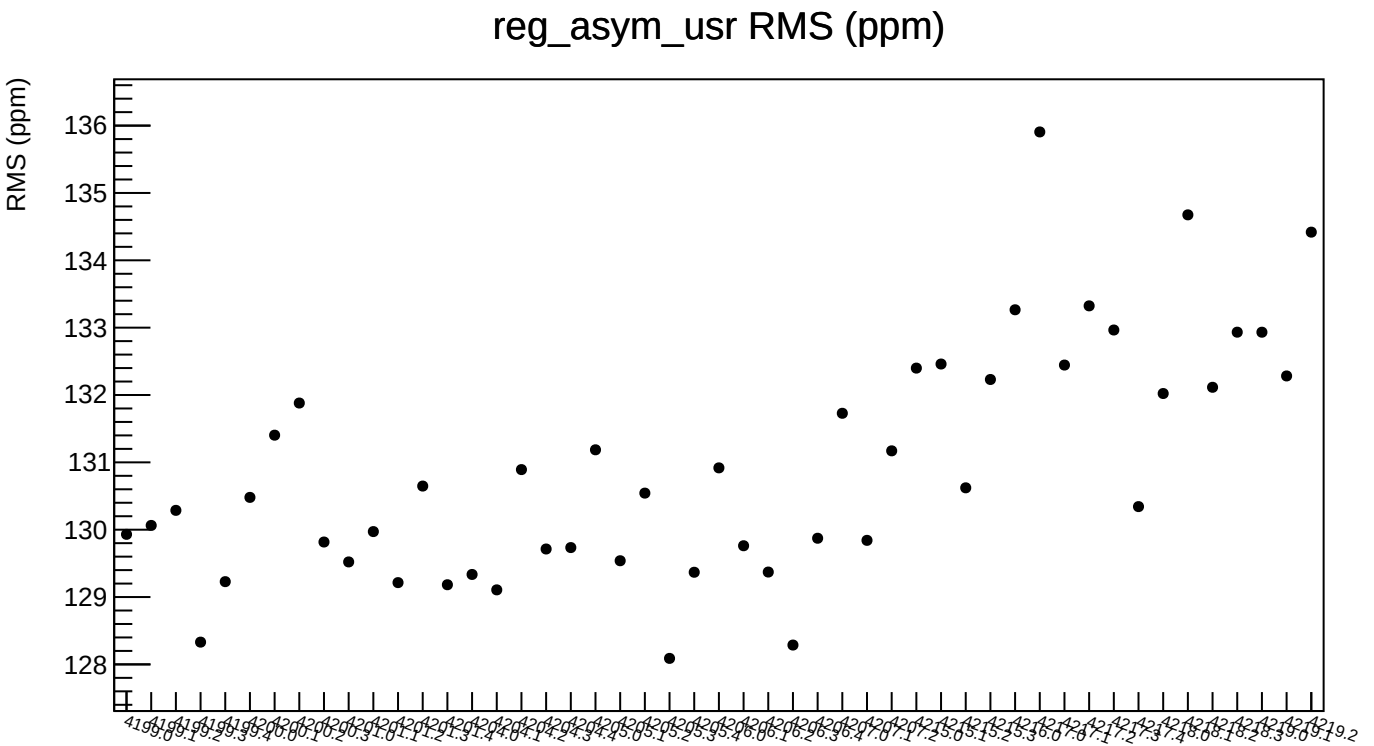
reg_asym_usr RMS (ppm)
RMS (ppm)
136
135
134
133
132
131
130
129
128

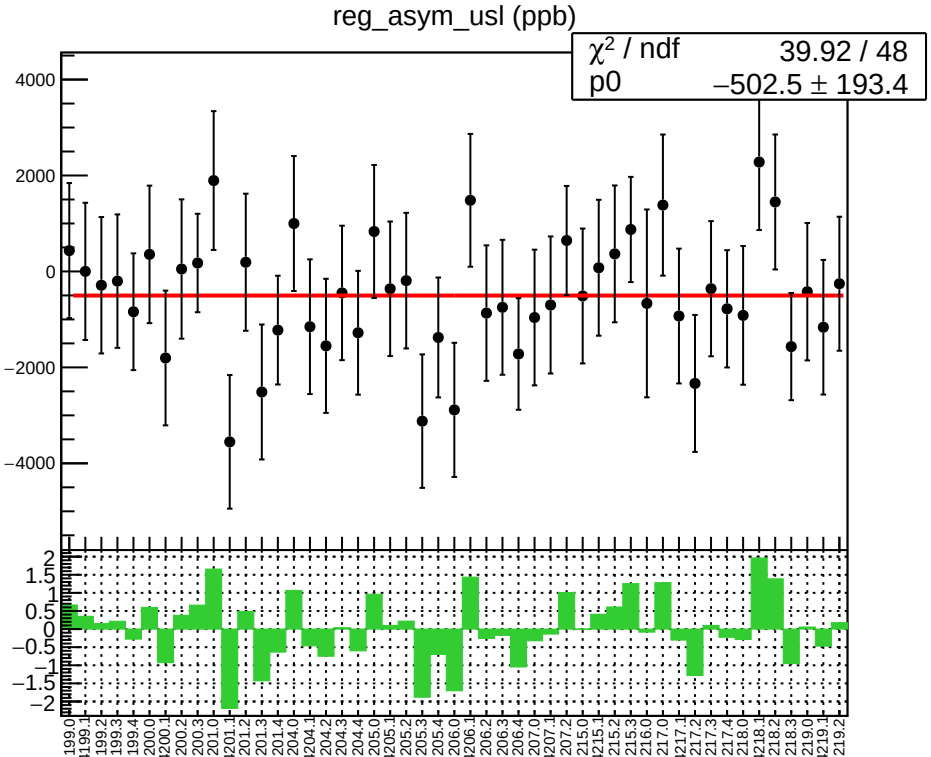
reg_asym_usl (ppb)
χ² / ndf 39.92 / 48
p0 −502.5 ± 193.4
4000
2000
0
−2000
−4000
2
1.5
1
0.5
0
−0.5
−1
−1.5
−2
4199.0
4199.1
4199.2
4199.3
4199.4
4200.0
4200.1
4200.2
4200.3
4201.0
4201.1
4201.2
4201.3
4201.4
4204.0
4204.1
4204.2
4204.3
4204.4
4205.0
4205.1
4205.2
4205.3
4205.4
4206.0
4206.1
4206.2
4206.3
4206.4
4207.0
4207.1
4207.2
4215.0
4215.1
4215.2
4215.3
4216.0
4217.0
4217.1
4217.2
4217.3
4217.4
4218.0
4218.1
4218.2
4218.3
4219.0
4219.1
4219.2

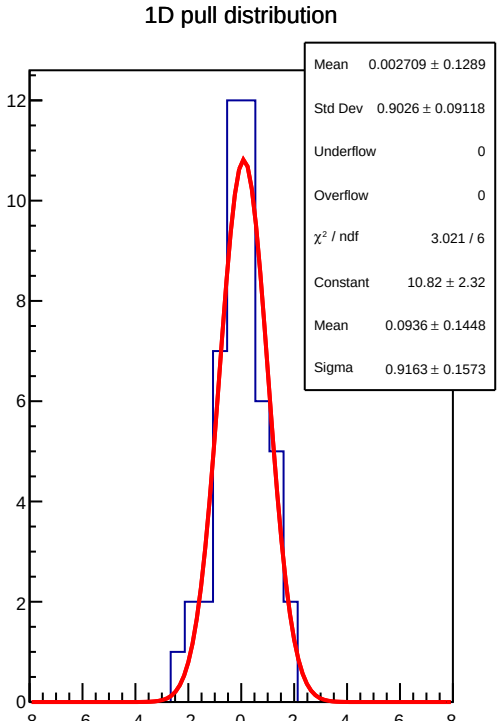
1D pull distribution
Mean 0.002709 ± 0.1289
Std Dev 0.9026 ± 0.09118
Underflow 0
Overflow 0
χ² / ndf 3.021 / 6
Constant 10.82 ± 2.32
Mean 0.0936 ± 0.1448
Sigma 0.9163 ± 0.1573
12
10
8
6
4
2
0
−8
−6
−4
−2
0
2
4
6
8

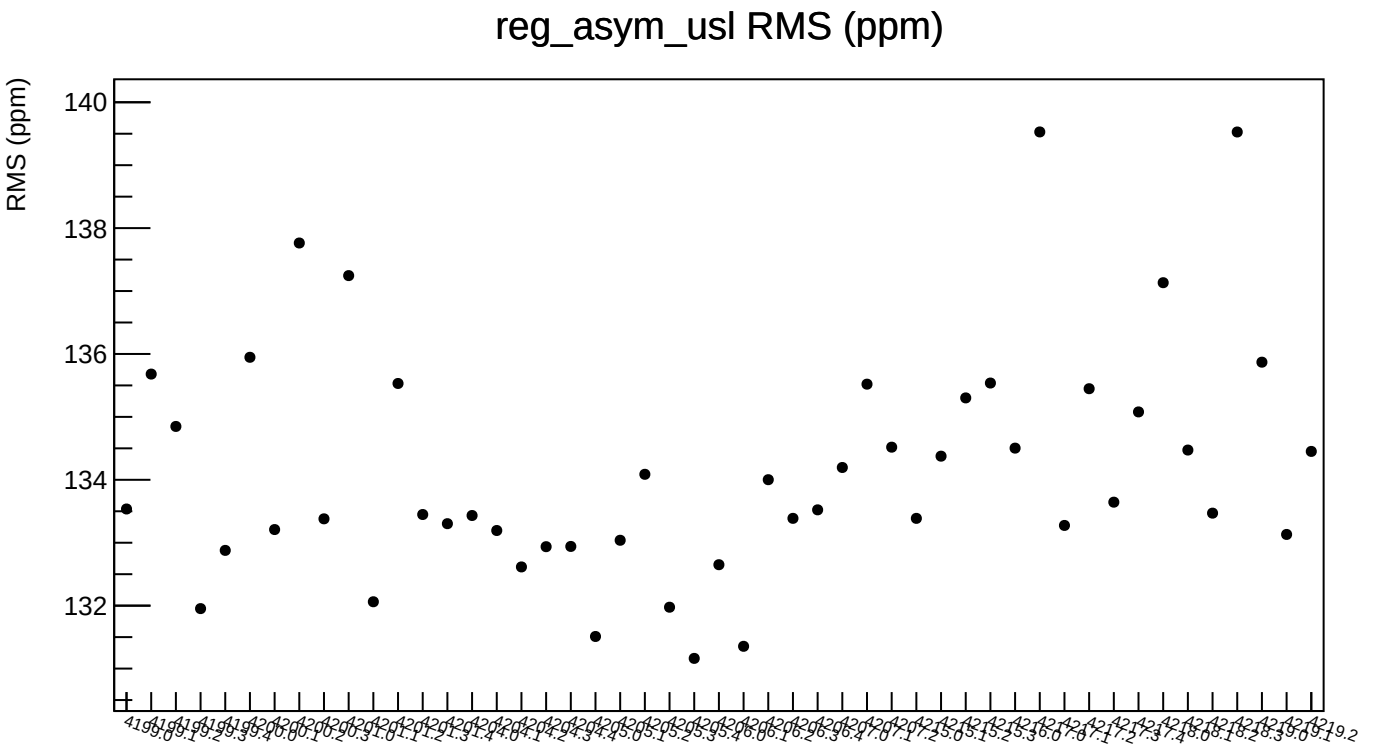
reg_asym_usl RMS (ppm)
RMS (ppm)
140
138
136
134
132

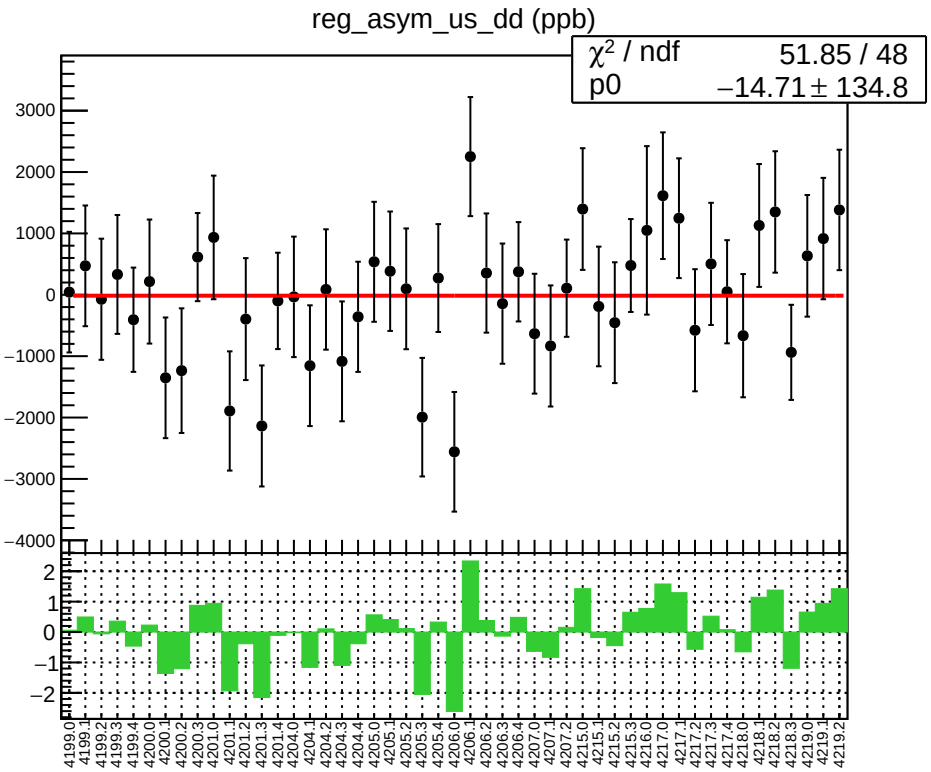
reg_asym_us_dd (ppb)
χ² / ndf 51.85 / 48
p0 −14.71 ± 134.8
3000
2000
1000
0
−1000
−2000
−3000
−4000
2
1
0
−1
−2
4199.0
4199.1
4199.2
4199.3
4199.4
4200.0
4200.1
4200.2
4200.3
4201.0
4201.1
4201.2
4201.3
4201.4
4204.0
4204.1
4204.2
4204.3
4204.4
4205.0
4205.1
4205.2
4205.3
4205.4
4206.0
4206.1
4206.2
4206.3
4206.4
4207.0
4207.1
4207.2
4215.0
4215.1
4215.2
4215.3
4216.0
4217.0
4217.1
4217.2
4217.3
4217.4
4218.0
4218.1
4218.2
4218.3
4219.0
4219.1
4219.2

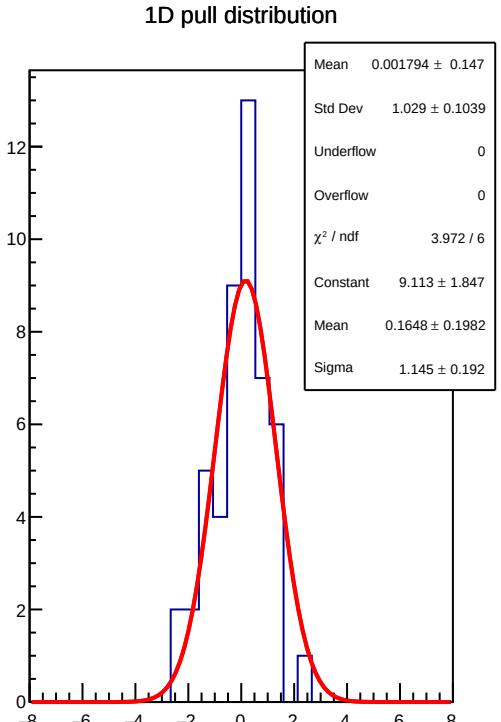
1D pull distribution
Mean 0.001794 ± 0.147
Std Dev 1.029 ± 0.1039
Underflow 0
Overflow 0
χ² / ndf 3.972 / 6
Constant 9.113 ± 1.847
Mean 0.1648 ± 0.1982
Sigma 1.145 ± 0.192
12
10
8
6
4
2
0
−8
−6
−4
−2
0
2
4
6
8

reg_asym_us_dd RMS (ppm)

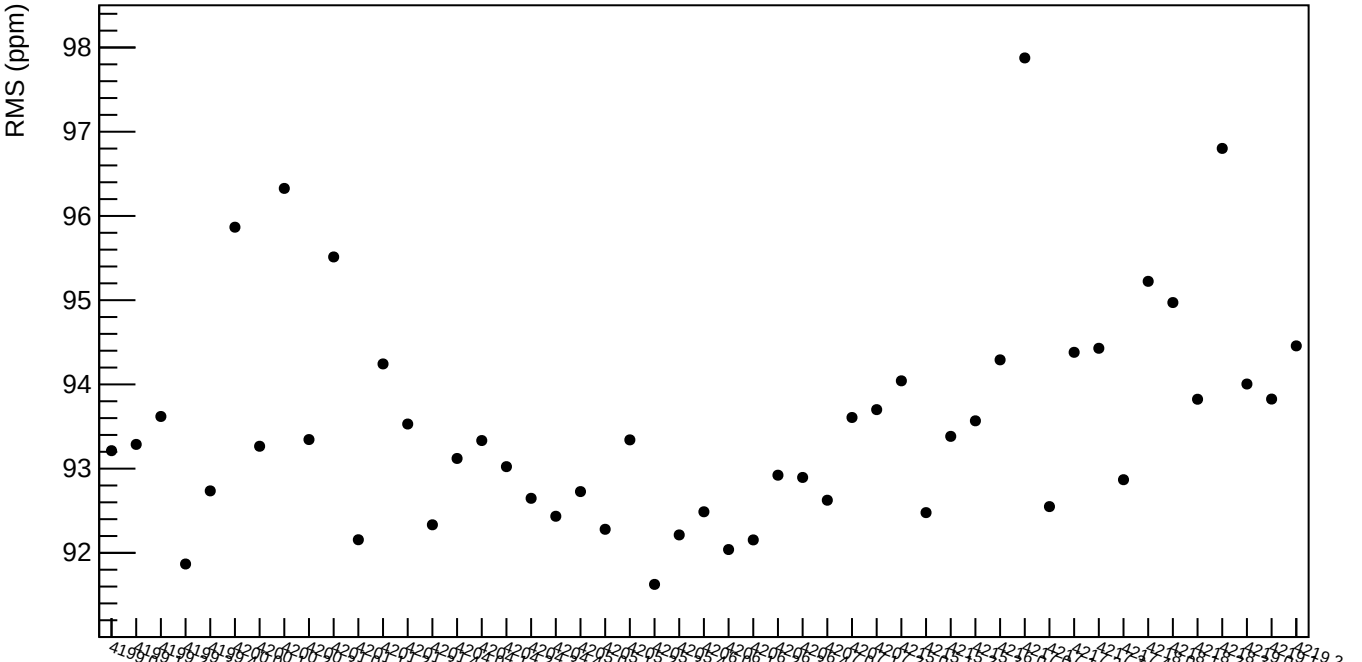

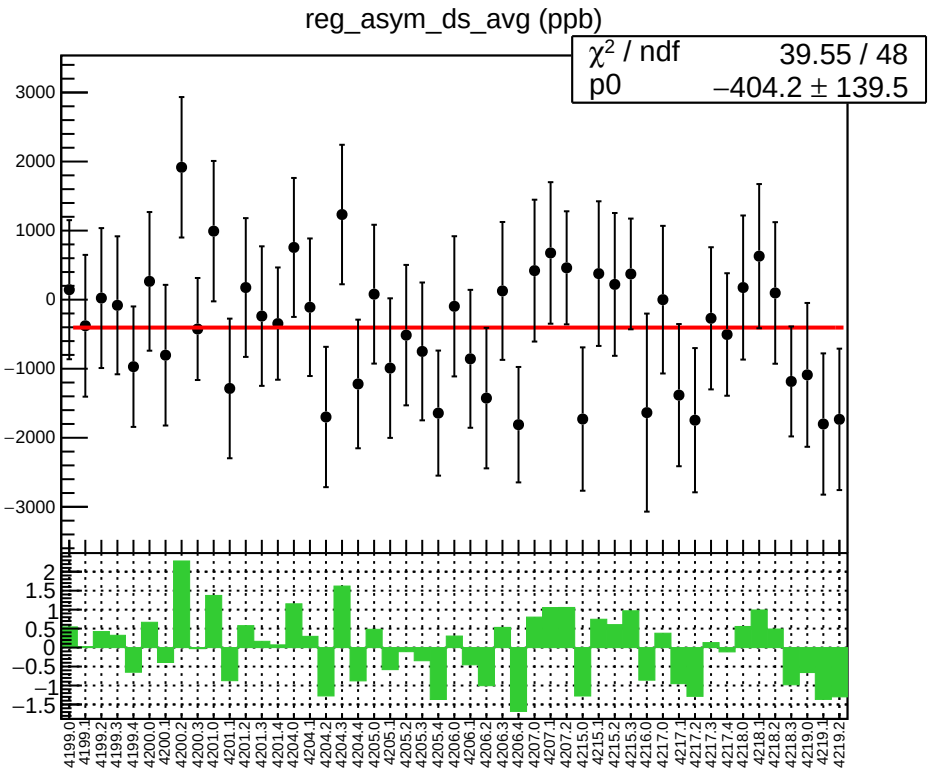
reg_asym_ds_avg (ppb)
χ² / ndf 39.55 / 48
p0 −404.2 ± 139.5

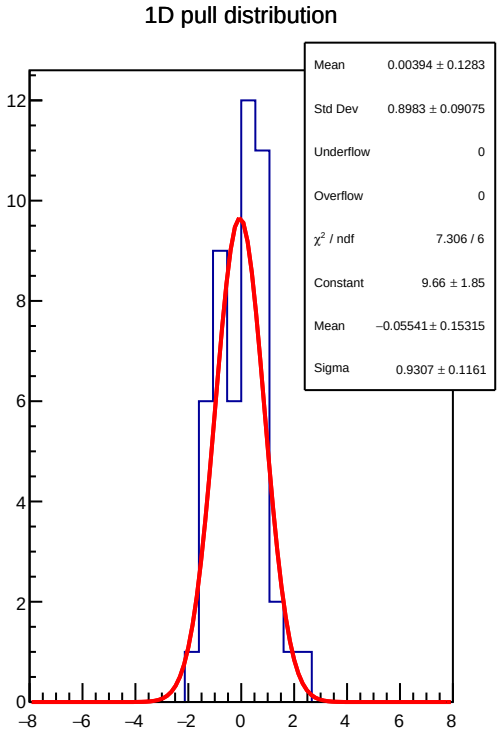
1D pull distribution
Mean 0.00394 ± 0.1283
Std Dev 0.8983 ± 0.09075
Underflow 0
Overflow 0
χ² / ndf 7.306 / 6
Constant 9.66 ± 1.85
Mean −0.05541 ± 0.15315
Sigma 0.9307 ± 0.1161

reg_asym_ds_avg RMS (ppm)

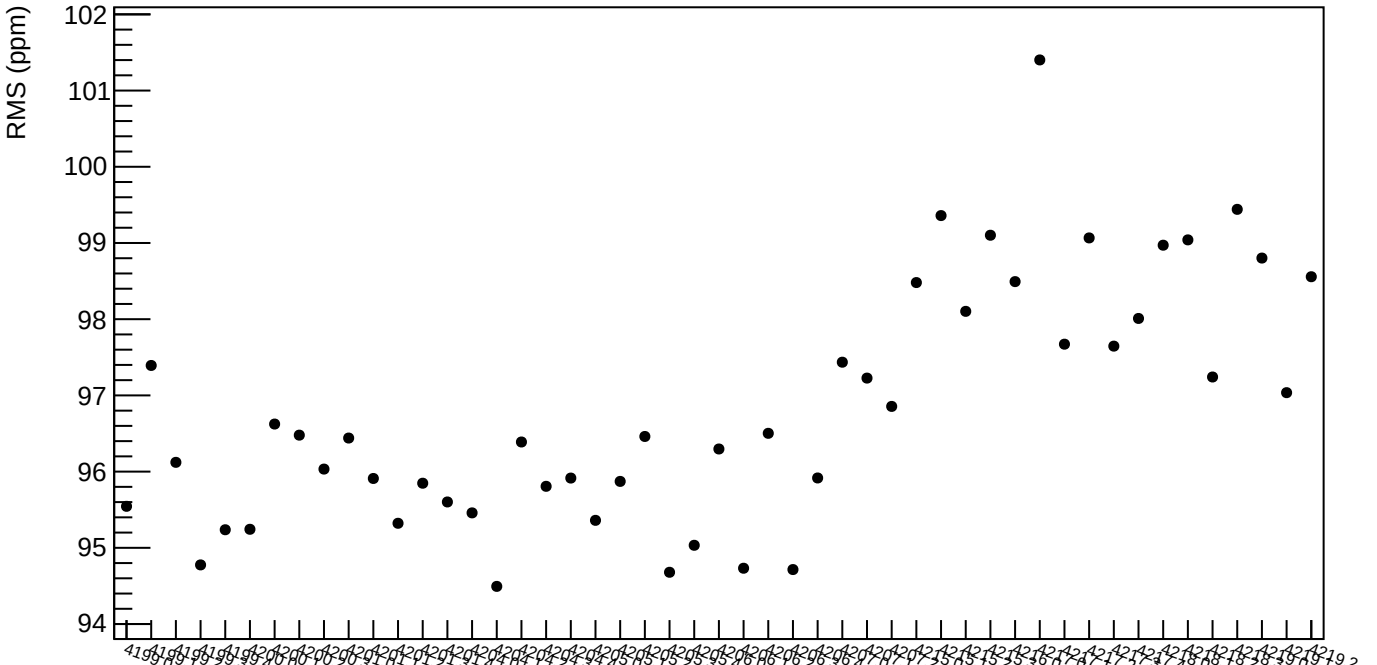

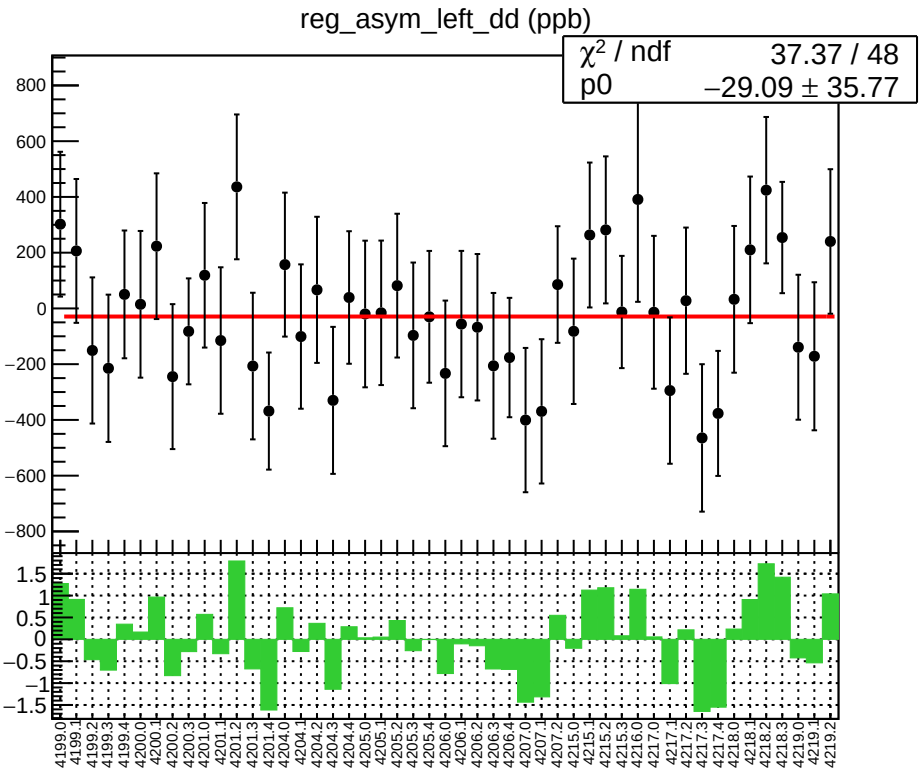
reg_asym_left_dd (ppb)
χ² / ndf 37.37 / 48
p0 −29.09 ± 35.77
800
600
400
200
0
−200
−400
−600
−800
1.5
1
0.5
0
−0.5
−1
−1.5
4199.0
4199.1
4199.2
4199.3
4199.4
4200.0
4200.1
4200.2
4200.3
4201.0
4201.1
4201.2
4201.3
4201.4
4204.0
4204.1
4204.2
4204.3
4204.4
4205.0
4205.1
4205.2
4205.3
4205.4
4206.0
4206.1
4206.2
4206.3
4206.4
4207.0
4207.1
4207.2
4215.0
4215.1
4215.2
4215.3
4216.0
4217.0
4217.1
4217.2
4217.3
4217.4
4218.0
4218.1
4218.2
4218.3
4219.0
4219.1
4219.2

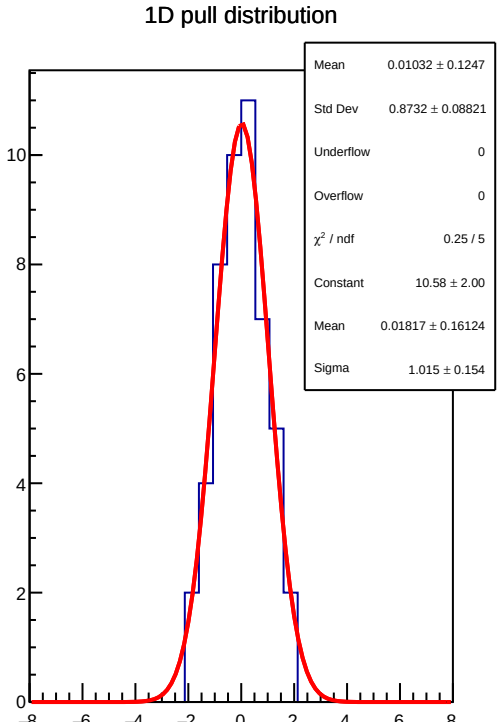
1D pull distribution
Mean 0.01032 ± 0.1247
Std Dev 0.8732 ± 0.08821
Underflow 0
Overflow 0
χ² / ndf 0.25 / 5
Constant 10.58 ± 2.00
Mean 0.01817 ± 0.16124
Sigma 1.015 ± 0.154
10
8
6
4
2
0
−8
−6
−4
−2
0
2
4
6
8

reg_asym_left_dd RMS (ppm)

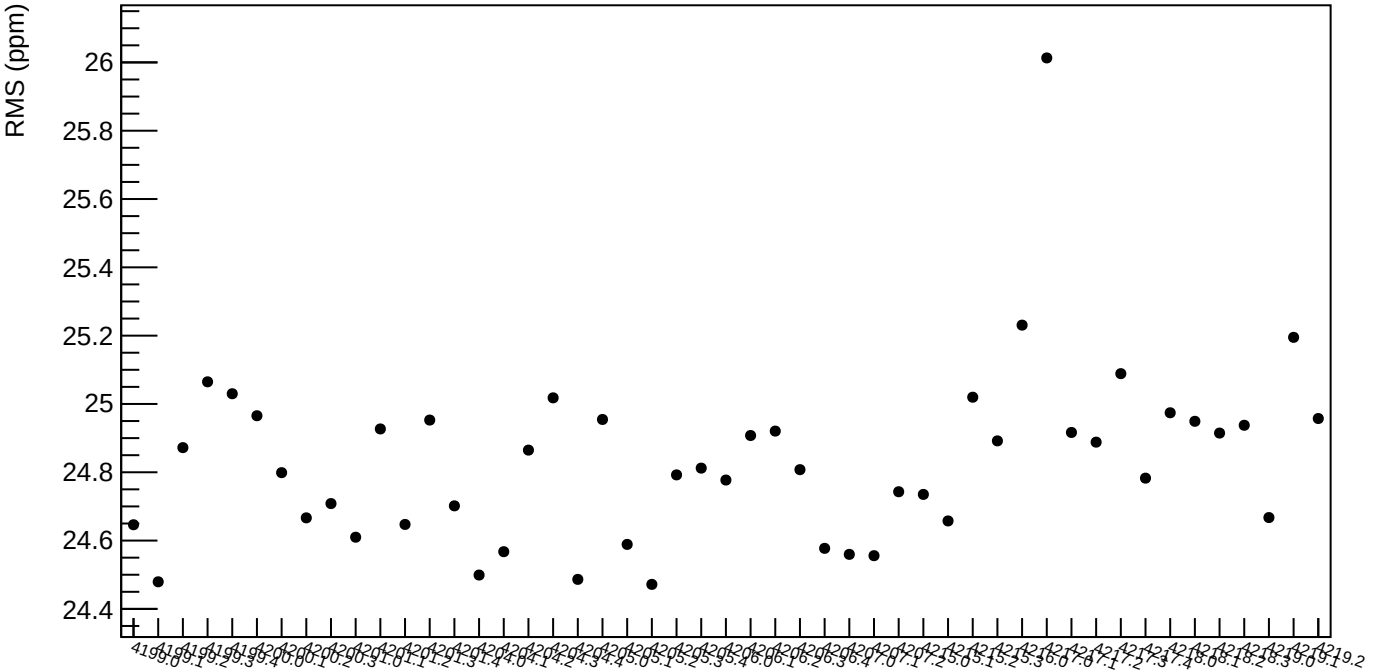

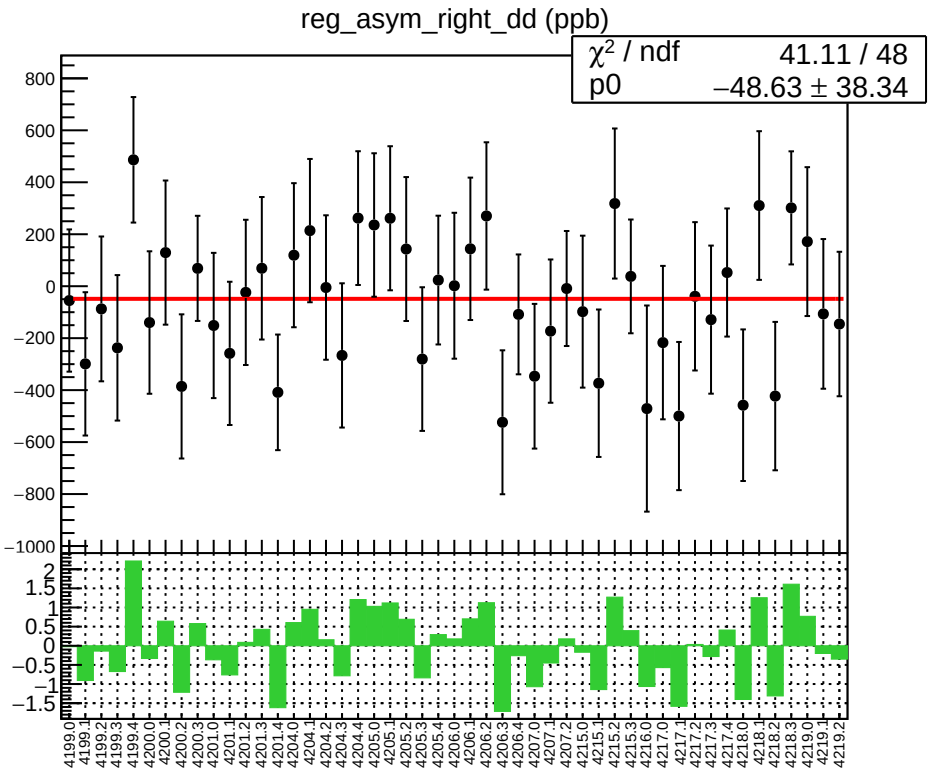
reg_asym_right_dd (ppb)
χ² / ndf 41.11 / 48
p0 −48.63 ± 38.34

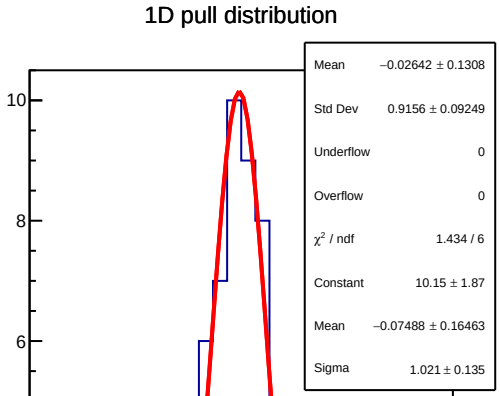
1D pull distribution
Mean −0.02642 ± 0.1308
Std Dev 0.9156 ± 0.09249
Underflow 0
Overflow 0
χ² / ndf 1.434 / 6
Constant 10.15 ± 1.87
Mean −0.07488 ± 0.16463
Sigma 1.021 ± 0.135
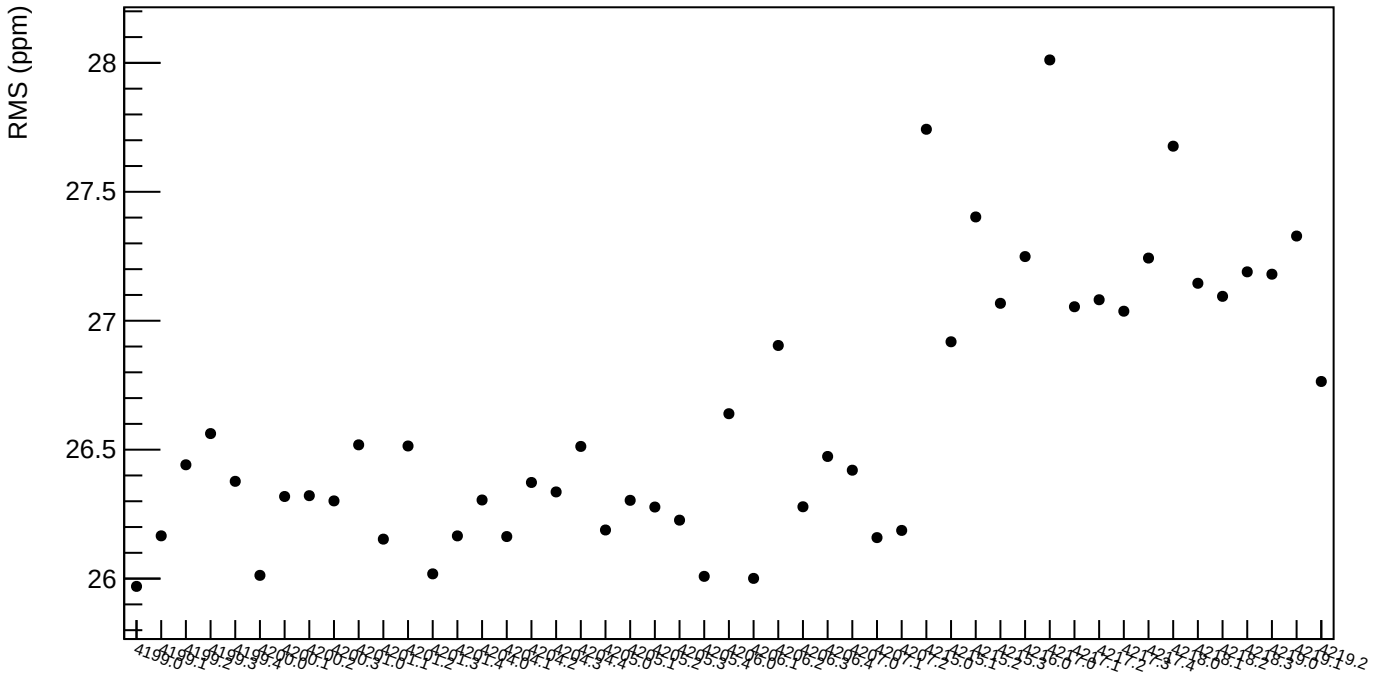
reg_asym_right_dd RMS (ppm)